



www.thundersportgb.com

Rounds 3 & 4

10th & 11th April

Pembrey Circuit



THE ORIGINAL
MULTIFUNCTIONAL
HEADWEAR
Since 1992





Thundersport GB - Rounds 3 and 4

Sorted on Best Lap time

Aprilia Superteen Challenge

Pembrey 1.456 Miles

Qualifying

10/04/2010 10:39

Practice started at 10:39:53

Pos	No.	Name	Class	Make	Model	Best Tm	In Lap	Diff	2nd Best	2nd Lap
1	55	Chrissy Rouse	Superteen	Aprilia	125	1:06.700	8		1:06.881	5
2	80	Callum Bey	Superteen	Aprilia	125©	1:06.935	12	0.235	1:07.154	5
3	58	Harry Hartley	Superteen	Aprilia	125	1:07.306	9	0.606	1:07.603	8
4	88	Josh Daley	Superteen	Aprilia	125	1:07.535	9	0.835	1:07.646	14
5	20	Tom Oliver	Superteen	Aprilia	125	1:07.645	15	0.945	1:07.765	12
6	35	Jake Dixon	Superteen	Aprilia	125©	1:07.900	15	1.200	1:08.400	14
7	53	Joe Ravenscroft	Superteen	Aprilia	125	1:08.028	12	1.328	1:08.168	14
8	94	Jamie Thackeray	Superteen	Aprilia	125	1:08.091	7	1.391	1:08.377	8
9	114	Jack Keen	Superteen	Aprilia	125	1:08.131	12	1.431	1:08.429	9
10	46	Josh Corner	Superteen	Aprilia	125	1:08.334	12	1.634	1:08.393	9
11	79	Arran Climpson	Superteen	Aprilia	125	1:08.359	15	1.659	1:08.384	10
12	7	Callan Cooper	Superteen	Aprilia	125©	1:08.467	14	1.767	1:09.173	5
13	77	James Robinson	Superteen	Aprilia	125	1:08.473	9	1.773	1:09.057	10
14	111	Joe Collier	Superteen	Aprilia	125©	1:08.703	14	2.003	1:09.303	13
15	43	Sidney Hargreaves	Superteen	Aprilia	125©	1:08.811	12	2.111	1:09.565	11
16	9	Ben Luxton	Superteen	Aprilia	125	1:08.976	12	2.276	1:09.285	15
17	51	Luke Helm	Superteen	Aprilia	125	1:09.105	12	2.405	1:09.431	9
18	3	Michael Clifford	Superteen	Aprilia	125	1:09.247	11	2.547	1:10.222	5
19	155	Tommy Philp	Superteen	Aprilia	125	1:09.436	13	2.736	1:09.659	8
20	14	Luke Buckingham	Superteen	Aprilia	125	1:09.495	14	2.795	1:09.922	12
21	72	Brad Shaw	Superteen	Aprilia	125©	1:09.523	14	2.823	1:09.957	13
22	23	Matthew Hartley	Superteen	Aprilia	125	1:09.765	9	3.065	1:09.833	5
23	21	Max Symonds	Superteen	Aprilia	125	1:09.832	14	3.132	1:09.853	13
24	4	Sam Thompson	Superteen	Aprilia	125©	1:10.303	14	3.603	1:10.317	10
25	99	Jordan Hole	Superteen	Aprilia	125©	1:10.356	14	3.656	1:10.768	11
26	12	Ryan Snaith	Superteen	Aprilia	125©	1:10.387	13	3.687	1:11.446	9
27	15	Ross Twyman	Superteen	Aprilia	125	1:10.606	13	3.906	1:10.797	6
28	11	Aaron Maxfield	Superteen	Aprilia	125©	1:10.886	9	4.186	1:11.356	5
29	95	Luke Thackeray	Superteen	Aprilia	125	1:11.075	9	4.375	1:11.117	12
30	18	Marcus Tatchell	Superteen	Aprilia	125	1:11.579	9	4.879	1:11.739	5
31	17	Alastair Dayus	Superteen	Aprilia	125©	1:11.830	14	5.130	1:12.279	11
32	194	Robyn Lindsay	Superteen	Aprilia	125	1:13.777	12	7.077	1:14.810	13
33	27	James Pickford	Superteen	Aprilia	125©	1:14.609	13	7.909	1:15.059	11
34	61	Harry Coomber	Superteen	Aprilia	125©	1:14.777	1	8.077		0
35	75	Bradley Jones	Superteen	Aprilia	125©	1:15.674	5	8.974	1:15.759	4
36	32	Nick Clift	Superteen	Aprilia	125	1:15.794	2	9.094	1:19.818	1
37	34	Louis Dawson	Superteen	Aprilia	125©	1:15.874	13	9.174	1:16.526	10
38	37	Clinton Carver	Superteen	Aprilia	125©	1:18.403	10	11.703	1:18.420	4
39	29	Rhys Hutchinson	Superteen	Aprilia	125©	1:23.126	8	16.426	1:24.322	4
40	31	Ben Masters	Superteen	Aprilia	125©	1:36.415	9	29.715	1:36.808	7

Announcements

*** From 4 minutes until 5 minutes 32 seconds into the session NO LAPS RECORDED due to multiple yellow flag infringements at post 1 ***

Chief Timekeeper:

Clerk of Course:

Weather & Track: Bright / Dry

Results: www.sportstimingsservices.com

Printed: 10/04/2010 10:59:49





Thundersport GB - Rounds 3 and 4

Sorted on Best Lap time

Aprilia Superteen Challenge

Pembrey 1.456 Miles

Qualifying

10/04/2010 10:39

Practice started at 10:39:53

Pos	No.	Name	Class	Make	Model	Best Tm	In Lap	Diff	2nd Best	2nd Lap
41	24	Tommy Mountain	Superteen	Aprilia	125		0			0

Announcements

*** From 4 minutes until 5 minutes 32 seconds into the session NO LAPS RECORDED due to multiple yellow flag infringements at post 1 ***

Chief Timekeeper:

Clerk of Course:

Weather & Track: Bright / Dry

Results: www.sportstimeservices.com

Printed: 10/04/2010 10:59:49





Thundersport GB - Rounds 3 and 4


Aprilia Superteen Challenge

Pembrey 1.456 Miles

Race 1

10/04/2010 13:00

Race



POLE POSITION

	1	2	3	4
1	55	80	58	88
2	20	35	53	94
3	114	46	79	7
4	77	111	43	9
5	51	3	155	14
6	72	23	21	4
7	99	12	15	11
8	95	18	17	194
9	27	61	75	32
10	34	37	29	31
11	24			

Chief Timekeeper:

Clerk of Course:

Weather & Track: Bright / Dry

Results: www.sportstimeservices.com

Printed: 10/04/2010 11:00:55





Thundersport GB - Rounds 3 and 4

Sorted on Laps

Aprilia Superteen Challenge

Pembrey 1.456 Miles

Race 1

10/04/2010 13:02

Race started at 13:02:20

Pos	No.	Name	Class	Make	Model	Laps	Total Tm	Diff	Best Tm	Best Spd	In Lap
1	55	Chrissy Rouse	Superteen	Aprilia	125	6	6:47.348		1:06.511	78.808	3
2	80	Callum Bey	Superteen	Aprilia	125©	6	6:51.810	4.462	1:06.564	78.745	3
3	88	Josh Daley	Superteen	Aprilia	125	6	6:52.885	5.537	1:07.161	78.045	5
4	20	Tom Oliver	Superteen	Aprilia	125	6	6:55.218	7.870	1:07.361	77.814	3
5	114	Jack Keen	Superteen	Aprilia	125	6	6:56.960	9.612	1:07.823	77.284	3
6	35	Jake Dixon	Superteen	Aprilia	125©	6	6:57.651	10.303	1:08.041	77.036	5
7	94	Jamie Thackeray	Superteen	Aprilia	125	6	6:57.731	10.383	1:08.014	77.066	4
8	53	Joe Ravenscroft	Superteen	Aprilia	125	6	6:58.671	11.323	1:07.791	77.320	6
9	111	Joe Collier	Superteen	Aprilia	125©	6	7:02.754	15.406	1:08.130	76.935	5
10	46	Josh Corner	Superteen	Aprilia	125	6	7:02.874	15.526	1:08.277	76.770	3
11	79	Arran Climpson	Superteen	Aprilia	125	6	7:07.381	20.033	1:07.582	77.559	3
12	7	Callan Cooper	Superteen	Aprilia	125©	6	7:07.411	20.063	1:09.363	75.568	5
13	155	Tommy Philp	Superteen	Aprilia	125	6	7:07.570	20.222	1:08.695	76.302	3
14	14	Luke Buckingham	Superteen	Aprilia	125	6	7:07.707	20.359	1:08.419	76.610	3
15	23	Matthew Hartley	Superteen	Aprilia	125	6	7:07.818	20.470	1:09.534	75.382	5
16	43	Sidney Hargreaves	Superteen	Aprilia	125©	6	7:08.090	20.742	1:09.144	75.807	4
17	99	Jordan Hole	Superteen	Aprilia	125©	6	7:12.098	24.750	1:09.642	75.265	3
18	51	Luke Helm	Superteen	Aprilia	125	6	7:13.079	25.731	1:09.755	75.143	5
19	21	Max Symonds	Superteen	Aprilia	125	6	7:13.349	26.001	1:09.513	75.405	6
20	9	Ben Luxton	Superteen	Aprilia	125	6	7:14.822	27.474	1:10.028	74.850	6
21	61	Harry Coomber	Superteen	Aprilia	125©	6	7:17.442	30.094	1:10.170	74.699	3
22	95	Luke Thackeray	Superteen	Aprilia	125	6	7:18.591	31.243	1:10.295	74.566	3
23	18	Marcus Tatchell	Superteen	Aprilia	125	6	7:20.599	33.251	1:11.077	73.745	3
24	77	James Robinson	Superteen	Aprilia	125	6	7:22.122	34.774	1:10.335	74.523	6
25	15	Ross Twyman	Superteen	Aprilia	125	6	7:24.199	36.851	1:11.543	73.265	4
26	4	Sam Thompson	Superteen	Aprilia	125©	6	7:27.442	40.094	1:09.931	74.954	4
27	11	Aaron Maxfield	Superteen	Aprilia	125©	6	7:29.072	41.724	1:12.463	72.335	4
28	32	Nick Clift	Superteen	Aprilia	125	6	7:33.013	45.665	1:12.667	72.132	5
29	12	Ryan Snaith	Superteen	Aprilia	125©	6	7:35.910	48.562	1:12.170	72.629	5
30	17	Alastair Dayus	Superteen	Aprilia	125©	6	7:41.636	54.288	1:12.975	71.827	6
31	75	Bradley Jones	Superteen	Aprilia	125©	6	7:42.980	55.632	1:13.694	71.127	4
32	34	Louis Dawson	Superteen	Aprilia	125©	6	7:43.575	56.227	1:14.595	70.267	6
33	194	Robyn Lindsay	Superteen	Aprilia	125	6	7:44.263	56.915	1:14.986	69.901	6
34	27	James Pickford	Superteen	Aprilia	125©	6	7:44.458	57.110	1:13.965	70.866	5
35	37	Clinton Carver	Superteen	Aprilia	125©	6	7:47.101	59.753	1:15.240	69.665	6
36	29	Rhys Hutchinson	Superteen	Aprilia	125©	5	7:24.129	1 Lap	1:22.442	63.579	3
37	31	Ben Masters	Superteen	Aprilia	125©	5	7:51.402	1 Lap	1:29.842	58.342	2

Announcements

No. 4 - 10 Second Penalty added - Yellow Flag Infringement

Margin of Victory	Avg. Speed	Best Lap Tm	Best Spd	Best Lap by
4.462	77.206	1:06.511	78.808	55 - Chrissy Rouse

Chief Timekeeper:
Clerk of Course:
Weather & Track: Bright / Dry
Results: www.sportstimingservices.com





Thundersport GB - Rounds 3 and 4

Sorted on Laps

Aprilia Superteen Challenge

Pembrey 1.456 Miles

Race 1

10/04/2010 13:02

Race started at 13:02:20

Pos	No.	Name	Class	Make	Model	Laps	Total Tm	Diff	Best Tm	Best Spd	In Lap
Not classified ()											
	3	Michael Clifford	Superteen	Aprilia	125	6	7:13.183	DNF	1:09.925	74.960	3
	58	Harry Hartley	Superteen	Aprilia	125	5	5:45.851	DNF	1:07.299	77.885	5
	72	Brad Shaw	Superteen	Aprilia	125©	2	2:32.917	DNF	1:11.619	73.187	2

Announcements

No. 4 - 10 Second Penalty added - Yellow Flag Infringement

Margin of Victory	Avg. Speed	Best Lap Tm	Best Spd	Best Lap by
4.462	77.206	1:06.511	78.808	55 - Chrissy Rouse

Chief Timekeeper:

Clerk of Course:

Weather & Track: Bright / Dry

Results: www.sportstimingsservices.com





Thundersport GB - Rounds 3 and 4

Lapchart

Aprilia Superteen Challenge

Pembrey 1.456 Miles

Race 1

10/04/2010 13:02

Race started at 13:02:20

Competitors	Laps						
	0	1	2	3	4	5	6
Harry Hartley (58)	1	58	55	55	55	55	55
Callum Bey (80)	2	80	80	80	80	80	80
Chrissy Rouse (55)	3	55	58	58	88	58	88
Josh Daley (88)	4	88	88	88	20	88	58
Jake Dixon (35)	5	35	35	20	58	20	114
Tom Oliver (20)	6	20	20	35	114	114	35
Joe Ravenscroft (53)	7	53	94	94	94	94	35
Jamie Thackeray (94)	8	94	53	114	35	35	94
Jack Keen (114)	9	114	114	53	53	53	111
Arran Climpson (79)	10	79	111	111	46	46	46
Callan Cooper (7)	11	7	46	46	111	111	79
Josh Corner (46)	12	46	23	23	155	155	7
Joe Collier (111)	13	111	7	7	23	43	7
Ben Luxton (9)	14	9	43	155	7	7	43
Sidney Hargreaves (43)	15	43	155	43	43	23	23
Michael Clifford (3)	16	3	3	99	79	79	43
Luke Helm (51)	17	51	99	79	14	14	99
Tommy Philp (155)	18	155	61	14	99	99	51
Luke Buckingham (14)	19	14	72	3	3	3	3
Matthew Hartley (23)	20	23	79	61	51	51	21
Brad Shaw (72)	21	72	14	51	61	21	9
Jordan Hole (99)	22	99	51	72	95	61	9
Max Symonds (21)	23	21	9	95	21	95	61
Luke Thackeray (95)	24	95	95	9	9	9	4
Aaron Maxfield (11)	25	11	4	21	4	4	95
Harry Coomber (61)	26	61	21	4	18	18	77
Sam Thompson (4)	27	4	11	18	15	15	77
Nick Clift (32)	28	32	18	15	77	77	15
Alastair Dayus (17)	29	17	15	11	11	11	32
Louis Dawson (34)	30	34	32	77	32	32	12
Marcus Tatchell (18)	31	18	17	32	12	12	17
Ross Twyman (15)	32	15	34	12	34	17	75
James Pickford (27)	33	27	77	34	194	34	34
Ryan Snaith (12)	34	12	12	17	17	194	75
Robyn Lindsay (194)	35	194	37	194	37	75	194
Bradley Jones (75)	36	75	194	37	75	37	27
Clinton Carver (37)	37	37	27	27	27	27	37
Ben Masters (31)	38	31	75	75	29	29	29
James Robinson (77)	39	77	31	29	31	31	31
Rhys Hutchinson (29)	40	29	29	31			

Chief Timekeeper:

Clerk of Course:

Weather & Track: Bright / Dry

Results: www.sportstimingsservices.com

Printed: 10/04/2010 13:23:50





Thundersport GB - Rounds 3 and 4

Aprilia Superteen Challenge

Pembrey 1.456 Miles

Race 1

10/04/2010 13:02

Race started at 13:02:20

Lap	Lap Tm	Diff	Time of Day
(55) Chrissy Rouse			
1	1:13.228	+6.717	13:03:34.066
2	1:06.755	+0.244	13:04:40.821
3	1:06.511		13:05:47.332
4	1:07.211	+0.700	13:06:54.543
5	1:06.668	+0.157	13:08:01.211
6	1:06.943	+0.432	13:09:08.154
(80) Callum Bey			
1	1:13.368	+6.804	13:03:34.187
2	1:07.548	+0.984	13:04:41.735
3	1:06.564		13:05:48.299
4	1:10.522	+3.958	13:06:58.821
5	1:07.205	+0.641	13:08:06.026
6	1:06.590	+0.026	13:09:12.616
(88) Josh Daley			
1	1:13.099	+5.938	13:03:35.969
2	1:07.983	+0.822	13:04:43.952
3	1:07.555	+0.394	13:05:51.507
4	1:07.860	+0.699	13:06:59.367
5	1:07.161		13:08:06.528
6	1:07.163	+0.002	13:09:13.691
(20) Tom Oliver			
1	1:13.275	+5.914	13:03:36.608
2	1:07.597	+0.236	13:04:44.205
3	1:07.361		13:05:51.566
4	1:08.042	+0.681	13:06:59.608
5	1:07.505	+0.144	13:08:07.113
6	1:08.911	+1.550	13:09:16.024
(114) Jack Keen			
1	1:13.659	+5.836	13:03:37.337
2	1:08.045	+0.222	13:04:45.382
3	1:07.823		13:05:53.205
4	1:07.849	+0.026	13:07:01.054
5	1:08.342	+0.519	13:08:09.396
6	1:08.370	+0.547	13:09:17.766
(35) Jake Dixon			
1	1:13.308	+5.267	13:03:36.490
2	1:08.433	+0.392	13:04:44.923
3	1:08.880	+0.839	13:05:53.803
4	1:08.297	+0.256	13:07:02.100
5	1:08.041		13:08:10.141
6	1:08.316	+0.275	13:09:18.457
(94) Jamie Thackeray			
1	1:13.187	+5.173	13:03:36.812
2	1:08.494	+0.480	13:04:45.306
3	1:08.301	+0.287	13:05:53.607
4	1:08.014		13:07:01.621
5	1:08.641	+0.627	13:08:10.262
6	1:08.275	+0.261	13:09:18.537
(53) Joe Ravenscroft			
1	1:13.387	+5.596	13:03:36.904
2	1:08.853	+1.062	13:04:45.757
3	1:08.111	+0.320	13:05:53.868

Lap	Lap Tm	Diff	Time of Day
4	1:08.987	+1.196	13:07:02.855
5	1:08.831	+1.040	13:08:11.686
6	1:07.791		13:09:19.477
(111) Joe Collier			
1	1:14.211	+6.081	13:03:38.712
2	1:09.869	+1.739	13:04:48.581
3	1:09.380	+1.250	13:05:57.961
4	1:09.008	+0.878	13:07:06.969
5	1:08.130		13:08:15.099
6	1:08.461	+0.331	13:09:23.560
(46) Josh Corner			
1	1:14.741	+6.464	13:03:39.058
2	1:09.549	+1.272	13:04:48.607
3	1:08.277		13:05:56.884
4	1:08.869	+0.592	13:07:05.753
5	1:09.062	+0.785	13:08:14.815
6	1:08.865	+0.588	13:09:23.680
(79) Arran Climpson			
1	1:18.205	+10.623	13:03:42.189
2	1:10.006	+2.424	13:04:52.195
3	1:07.582		13:05:59.777
4	1:09.098	+1.516	13:07:08.875
5	1:09.565	+1.983	13:08:18.440
6	1:09.747	+2.165	13:09:28.187
(7) Callan Cooper			
1	1:16.452	+7.089	13:03:40.536
2	1:09.374	+0.011	13:04:49.910
3	1:09.525	+0.162	13:05:59.435
4	1:09.364	+0.001	13:07:08.799
5	1:09.363		13:08:18.162
6	1:10.055	+0.692	13:09:28.217
(155) Tommy Philp			
1	1:15.568	+6.873	13:03:40.771
2	1:09.266	+0.571	13:04:50.037
3	1:08.695		13:05:58.732
4	1:08.954	+0.259	13:07:07.686
5	1:10.277	+1.582	13:08:17.963
6	1:10.413	+1.718	13:09:28.376
(14) Luke Buckingham			
1	1:16.874	+8.455	13:03:42.229
2	1:10.065	+1.646	13:04:52.294
3	1:08.419		13:06:00.713
4	1:08.430	+0.011	13:07:09.143
5	1:09.436	+1.017	13:08:18.579
6	1:09.934	+1.515	13:09:28.513
(23) Matthew Hartley			
1	1:14.085	+4.551	13:03:39.536
2	1:10.045	+0.511	13:04:49.581
3	1:09.586	+0.052	13:05:59.167
4	1:09.646	+0.112	13:07:08.813
5	1:09.534		13:08:18.347
6	1:10.277	+0.743	13:09:28.624
(43) Sidney Hargreaves			

Lap	Lap Tm	Diff	Time of Day
1	1:15.646	+6.502	13:03:40.656
2	1:09.481	+0.337	13:04:50.137
3	1:09.374	+0.230	13:05:59.511
4	1:09.144		13:07:08.655
5	1:09.604	+0.460	13:08:18.259
6	1:10.637	+1.493	13:09:28.896
(99) Jordan Hole			
1	1:15.704	+6.062	13:03:41.571
2	1:10.473	+0.831	13:04:52.044
3	1:09.642		13:06:01.686
4	1:10.912	+1.270	13:07:12.598
5	1:10.557	+0.915	13:08:23.155
6	1:09.749	+0.107	13:09:32.904
(51) Luke Helm			
1	1:17.501	+7.746	13:03:42.575
2	1:10.839	+1.084	13:04:53.414
3	1:10.122	+0.367	13:06:03.536
4	1:10.605	+0.850	13:07:14.141
5	1:09.755		13:08:23.896
6	1:09.989	+0.234	13:09:33.885
(21) Max Symonds			
1	1:17.302	+7.789	13:03:43.350
2	1:11.261	+1.748	13:04:54.611
3	1:09.883	+0.370	13:06:04.494
4	1:10.191	+0.678	13:07:14.685
5	1:09.957	+0.444	13:08:24.642
6	1:09.513		13:09:34.155
(9) Ben Luxton			
1	1:17.860	+7.832	13:03:42.641
2	1:11.642	+1.614	13:04:54.283
3	1:10.382	+0.354	13:06:04.665
4	1:10.301	+0.273	13:07:14.966
5	1:10.634	+0.606	13:08:25.600
6	1:10.028		13:09:35.628
(61) Harry Coomber			
1	1:15.361	+5.191	13:03:42.078
2	1:11.313	+1.143	13:04:53.391
3	1:10.170		13:06:03.561
4	1:11.201	+1.031	13:07:14.762
5	1:11.875	+1.705	13:08:26.637
6	1:11.611	+1.441	13:09:38.248
(95) Luke Thackeray			
1	1:16.496	+6.201	13:03:42.941
2	1:11.055	+0.760	13:04:53.996
3	1:10.295		13:06:04.291
4	1:10.634	+0.339	13:07:14.925
5	1:11.805	+1.510	13:08:26.730
6	1:12.667	+2.372	13:09:39.397
(18) Marcus Tatchell			
1	1:17.103	+6.026	13:03:44.464
2	1:12.358	+1.281	13:04:56.822
3	1:11.077		13:06:07.899
4	1:11.238	+0.161	13:07:19.137
5	1:11.154	+0.077	13:08:30.291

Chief Timekeeper:
Clerk of Course:
Weather & Track: Bright / Dry
Results: www.sportstimingservices.co
Printed: 10/04/2010 13:20:50





Thundersport GB - Rounds 3 and 4

Aprilia Superteen Challenge

Pembrey 1.456 Miles

Race 1

10/04/2010 13:02

Race started at 13:02:20

Lap	Lap Tm	Diff	Time of Day
6	1:11.114	+0.037	13:09:41.405
(77) James Robinson			
1	1:17.351	+7.016	13:03:48.010
2	1:10.841	+0.506	13:04:58.851
3	1:11.015	+0.680	13:06:09.866
4	1:11.001	+0.666	13:07:20.867
5	1:11.726	+1.391	13:08:32.593
6	1:10.335		13:09:42.928
(15) Ross Twyman			
1	1:17.301	+5.758	13:03:44.671
2	1:12.647	+1.104	13:04:57.318
3	1:11.691	+0.148	13:06:09.009
4	1:11.543		13:07:20.552
5	1:12.185	+0.642	13:08:32.737
6	1:12.268	+0.725	13:09:45.005
(4) Sam Thompson			
1	1:16.463	+6.532	13:03:43.215
2	1:11.552	+1.621	13:04:54.767
3	1:11.516	+1.585	13:06:06.283
4	1:09.931		13:07:16.214
5	1:10.511	+0.580	13:08:26.725
6	1:11.523	+1.592	13:09:38.248
(11) Aaron Maxfield			
1	1:17.893	+5.430	13:03:44.338
2	1:13.111	+0.648	13:04:57.449
3	1:13.739	+1.276	13:06:11.188
4	1:12.463		13:07:23.651
5	1:13.441	+0.978	13:08:37.092
6	1:12.786	+0.323	13:09:49.878
(32) Nick Clift			
1	1:20.263	+7.596	13:03:47.253
2	1:13.979	+1.312	13:05:01.232
3	1:14.033	+1.366	13:06:15.265
4	1:13.044	+0.377	13:07:28.309
5	1:12.667		13:08:40.976
6	1:12.843	+0.176	13:09:53.819
(12) Ryan Snaith			
1	1:20.680	+8.510	13:03:48.278
2	1:14.491	+2.321	13:05:02.769
3	1:15.673	+3.503	13:06:18.442
4	1:13.356	+1.186	13:07:31.798
5	1:12.170		13:08:43.968
6	1:12.748	+0.578	13:09:56.716
(17) Alastair Dayus			
1	1:20.457	+7.482	13:03:47.614
2	1:16.548	+3.573	13:05:04.162
3	1:15.436	+2.461	13:06:19.598
4	1:14.862	+1.887	13:07:34.460
5	1:15.007	+2.032	13:08:49.467
6	1:12.975		13:10:02.442
(75) Bradley Jones			
1	1:23.837	+10.143	13:03:51.788
2	1:14.624	+0.930	13:05:06.412

Lap	Lap Tm	Diff	Time of Day
3	1:14.949	+1.255	13:06:21.361
4	1:13.694		13:07:35.055
5	1:14.841	+1.147	13:08:49.896
6	1:13.890	+0.196	13:10:03.786
(34) Louis Dawson			
1	1:20.599	+6.004	13:03:47.805
2	1:15.303	+0.708	13:05:03.108
3	1:16.048	+1.453	13:06:19.156
4	1:15.554	+0.959	13:07:34.710
5	1:15.076	+0.481	13:08:49.786
6	1:14.595		13:10:04.381
(194) Robyn Lindsay			
1	1:21.030	+6.044	13:03:48.872
2	1:15.425	+0.439	13:05:04.297
3	1:15.237	+0.251	13:06:19.534
4	1:15.442	+0.456	13:07:34.976
5	1:15.107	+0.121	13:08:50.083
6	1:14.986		13:10:05.069
(27) James Pickford			
1	1:21.653	+7.688	13:03:49.082
2	1:16.258	+2.293	13:05:05.340
3	1:16.427	+2.462	13:06:21.767
4	1:15.273	+1.308	13:07:37.040
5	1:13.965		13:08:51.005
6	1:14.259	+0.294	13:10:05.264
(37) Clinton Carver			
1	1:20.442	+5.202	13:03:48.414
2	1:16.662	+1.422	13:05:05.076
3	1:16.106	+0.866	13:06:21.182
4	1:15.583	+0.343	13:07:36.765
5	1:15.902	+0.662	13:08:52.667
6	1:15.240		13:10:07.907
(29) Rhys Hutchinson			
1	1:28.903	+6.461	13:04:07.296
2	1:24.286	+1.844	13:05:31.582
3	1:22.442		13:06:54.024
4	1:23.915	+1.473	13:08:17.939
5	1:26.996	+4.554	13:09:44.935
(31) Ben Masters			
1	1:35.002	+5.160	13:04:04.284
2	1:29.842		13:05:34.126
3	1:31.444	+1.602	13:07:05.570
4	1:34.304	+4.462	13:08:39.874
5	1:32.334	+2.492	13:10:12.208
(3) Michael Clifford			
1	1:16.496	+6.571	13:03:41.515
2	1:11.374	+1.449	13:04:52.889
3	1:09.925		13:06:02.814
4	1:09.958	+0.033	13:07:12.772
5	1:10.697	+0.772	13:08:23.469
6	1:10.520	+0.595	13:09:33.989
(58) Harry Hartley			
1	1:14.858	+7.559	13:03:35.664

Lap	Lap Tm	Diff	Time of Day
2	1:07.982	+0.683	13:04:43.646
3	1:08.001	+0.702	13:05:51.647
4	1:07.711	+0.412	13:06:59.358
5	1:07.299		13:08:06.657
(72) Brad Shaw			
1	1:16.504	+4.885	13:03:42.104
2	1:11.619		13:04:53.723

Chief Timekeeper:
 Clerk of Course:
 Weather & Track: Bright / Dry
 Results: www.sportstimingservices.com
 Printed: 10/04/2010 13:20:50





Thundersport GB - Rounds 3 and 4

Sorted on Laps

Aprilia Superteen Challenge

Pembrey 1.456 Miles

Race 9

10/04/2010 17:20

Race started at 17:20:52

Pos	No.	Name	Class	Make	Model	Laps	Total Tm	Diff	Best Tm	Best Spd	In Lap
1	55	Chrissy Rouse	Superteen	Aprilia	125	6	6:46.826		1:05.925	79.509	5
2	80	Callum Bey	Superteen	Aprilia	125©	6	6:46.931	0.105	1:06.075	79.328	5
3	88	Josh Daley	Superteen	Aprilia	125	6	6:51.981	5.155	1:07.367	77.807	4
4	58	Harry Hartley	Superteen	Aprilia	125	6	6:52.084	5.258	1:07.370	77.803	4
5	35	Jake Dixon	Superteen	Aprilia	125©	6	6:52.312	5.486	1:07.109	78.106	6
6	20	Tom Oliver	Superteen	Aprilia	125	6	6:54.914	8.088	1:07.733	77.386	2
7	114	Jack Keen	Superteen	Aprilia	125	6	6:59.155	12.329	1:08.064	77.010	3
8	94	Jamie Thackeray	Superteen	Aprilia	125	6	7:00.694	13.868	1:07.755	77.361	5
9	111	Joe Collier	Superteen	Aprilia	125©	6	7:01.480	14.654	1:08.019	77.061	6
10	53	Joe Ravenscroft	Superteen	Aprilia	125	6	7:01.502	14.676	1:08.041	77.036	6
11	43	Sidney Hargreaves	Superteen	Aprilia	125©	6	7:02.008	15.182	1:07.587	77.553	6
12	7	Callan Cooper	Superteen	Aprilia	125©	6	7:02.025	15.199	1:07.584	77.557	6
13	51	Luke Helm	Superteen	Aprilia	125	6	7:08.288	21.462	1:09.272	75.667	4
14	23	Matthew Hartley	Superteen	Aprilia	125	6	7:08.334	21.508	1:09.456	75.466	4
15	77	James Robinson	Superteen	Aprilia	125	6	7:08.931	22.105	1:09.536	75.380	4
16	61	Harry Coomber	Superteen	Aprilia	125©	6	7:08.946	22.120	1:09.586	75.325	5
17	46	Josh Corner	Superteen	Aprilia	125	6	7:09.199	22.373	1:08.790	76.197	5
18	21	Max Symonds	Superteen	Aprilia	125	6	7:09.199	22.373	1:09.168	75.781	2
19	79	Arran Climpson	Superteen	Aprilia	125	6	7:09.308	22.482	1:09.295	75.642	3
20	155	Tommy Philp	Superteen	Aprilia	125	6	7:10.744	23.918	1:09.166	75.783	5
21	18	Marcus Tatchell	Superteen	Aprilia	125	6	7:11.726	24.900	1:09.790	75.105	6
22	72	Brad Shaw	Superteen	Aprilia	125©	6	7:13.833	27.007	1:10.219	74.646	6
23	12	Ryan Snaith	Superteen	Aprilia	125©	6	7:16.583	29.757	1:10.507	74.342	5
24	95	Luke Thackeray	Superteen	Aprilia	125	6	7:18.268	31.442	1:10.918	73.911	3
25	32	Nick Clift	Superteen	Aprilia	125	6	7:20.638	33.812	1:11.378	73.434	4
26	15	Ross Twyman	Superteen	Aprilia	125	6	7:24.653	37.827	1:11.507	73.302	4
27	17	Alastair Dayus	Superteen	Aprilia	125©	6	7:27.908	41.082	1:12.227	72.571	4
28	27	James Pickford	Superteen	Aprilia	125©	6	7:31.175	44.349	1:12.783	72.017	4
29	75	Bradley Jones	Superteen	Aprilia	125©	6	7:31.868	45.042	1:11.926	72.875	6
30	34	Louis Dawson	Superteen	Aprilia	125©	6	7:40.087	53.261	1:14.130	70.708	4
31	4	Sam Thompson	Superteen	Aprilia	125©	6	7:46.421	59.595	1:14.594	70.268	3
32	37	Clinton Carver	Superteen	Aprilia	125©	6	7:46.442	59.616	1:14.821	70.055	6
33	194	Robyn Lindsay	Superteen	Aprilia	125	6	7:47.378	1:00.552	1:15.402	69.515	3
34	29	Rhys Hutchinson	Superteen	Aprilia	125©	5	7:00.186	1 Lap	1:20.924	64.772	2
35	31	Ben Masters	Superteen	Aprilia	125©	5	8:08.419	1 Lap	1:33.339	56.157	2

Not classified (0)

9	Ben Luxton	Superteen	Aprilia	125	5	6:01.178	DNF	1:09.562	75.351	4
---	------------	-----------	---------	-----	---	----------	-----	----------	--------	---

Margin of Victory	Avg. Speed	Best Lap Tm	Best Spd	Best Lap by
0.105	77.305	1:05.925	79.509	55 - Chrissy Rouse

Chief Timekeeper:
 Clerk of Course:
 Weather & Track: Bright / Dry
 Results: www.sportstimingservices.com





Thundersport GB - Rounds 3 and 4

Sorted on Laps

Aprilia Superteen Challenge

Pembrey 1.456 Miles

Race 9

10/04/2010 17:20

Race started at 17:20:52

Pos	No.	Name	Class	Make	Model	Laps	Total Tm	Diff	Best Tm	Best Spd	In Lap
	99	Jordan Hole	Superteen	Aprilia	125©	4	4:47.580	DNF	1:09.214	75.730	4
	14	Luke Buckingham	Superteen	Aprilia	125	3	3:38.127	DNF	1:09.102	75.853	3

Margin of Victory	Avg. Speed	Best Lap Tm	Best Spd	Best Lap by
0.105	77.305	1:05.925	79.509	55 - Chrissy Rouse

Chief Timekeeper:

Clerk of Course:

Weather & Track: Bright / Dry

Results: www.sportstimeservices.com





Thundersport GB - Rounds 3 and 4

Lapchart

Aprilia Superteen Challenge

Pembrey 1.456 Miles

Race 9

10/04/2010 17:20

Race started at 17:20:52

Competitors	Laps							
	0	1	2	3	4	5	6	
Callum Bey (80)	1	80	80	80	55	80	55	55
Harry Hartley (58)	2	58	55	55	80	55	80	80
Chrissy Rouse (55)	3	55	58	88	88	88	88	88
Josh Daley (88)	4	88	88	58	58	58	58	58
Jake Dixon (35)	5	35	35	20	35	35	35	35
Tom Oliver (20)	6	20	20	35	20	20	20	20
Joe Ravenscroft (53)	7	53	114	114	114	114	114	114
Jack Keen (114)	8	114	111	94	111	111	94	94
Jamie Thackeray (94)	9	94	7	111	94	94	111	111
Callan Cooper (7)	10	7	43	43	53	53	53	53
Arran Climpson (79)	11	79	94	53	43	43	43	43
James Robinson (77)	12	77	53	7	7	7	7	7
Josh Corner (46)	13	46	23	23	23	23	51	51
Joe Collier (111)	14	111	77	77	14	99	77	23
Sidney Hargreaves (43)	15	43	99	99	99	51	23	77
Luke Helm (51)	16	51	61	51	77	77	61	61
Tommy Philip (155)	17	155	51	61	51	21	21	21
Ben Luxton (9)	18	9	46	14	61	61	79	46
Matthew Hartley (23)	19	23	79	46	21	79	46	79
Luke Buckingham (14)	20	14	14	21	79	46	9	155
Ryan Snaith (12)	21	12	72	79	46	9	155	18
Max Symonds (21)	22	21	21	72	9	18	18	72
Brad Shaw (72)	23	72	9	9	72	155	72	12
Jordan Hole (99)	24	99	18	18	18	72	12	95
Alastair Dayus (17)	25	17	12	155	155	12	95	32
Ross Twyman (15)	26	15	155	12	12	95	32	15
Luke Thackeray (95)	27	95	95	95	95	32	15	17
Nick Clift (32)	28	32	32	32	32	15	17	27
James Pickford (27)	29	27	17	15	15	17	27	75
Marcus Tatchell (18)	30	18	15	17	17	27	75	34
Harry Coomber (61)	31	61	27	27	27	75	34	4
Sam Thompson (4)	32	4	34	34	75	34	4	37
Louis Dawson (34)	33	34	37	75	34	4	37	194
Bradley Jones (75)	34	75	75	37	37	37	194	
Clinton Carver (37)	35	37	4	194	4	194	29	
Robyn Lindsay (194)	36	194	194	4	194	29	31	
Rhys Hutchinson (29)	37	29	29	29	29	31		
Ben Masters (31)	38	31	31	31	31			

Chief Timekeeper:

Clerk of Course:

Weather & Track: Bright / Dry

Results: www.sportstimingservices.com

Printed: 10/04/2010 17:32:43





Thundersport GB - Rounds 3 and 4

Aprilia Superteen Challenge

Pembrey 1.456 Miles

Race 9

10/04/2010 17:20

Race started at 17:20:52

Lap	Lap Tm	Diff	Time of Day
(55) Chrissy Rouse			
1	1:12.402	+6.477	17:22:05.326
2	1:06.809	+0.884	17:23:12.135
3	1:06.373	+0.448	17:24:18.508
4	1:06.976	+1.051	17:25:25.484
5	1:05.925		17:26:31.409
6	1:07.933	+2.008	17:27:39.342

Lap	Lap Tm	Diff	Time of Day
(80) Callum Bey			
1	1:12.109	+6.034	17:22:04.625
2	1:07.422	+1.347	17:23:12.047
3	1:06.582	+0.507	17:24:18.629
4	1:06.777	+0.702	17:25:25.406
5	1:06.075		17:26:31.481
6	1:07.966	+1.891	17:27:39.447

Lap	Lap Tm	Diff	Time of Day
(88) Josh Daley			
1	1:12.362	+4.995	17:22:06.316
2	1:07.644	+0.277	17:23:13.960
3	1:07.676	+0.309	17:24:21.636
4	1:07.367		17:25:29.003
5	1:07.809	+0.442	17:26:36.812
6	1:07.685	+0.318	17:27:44.497

Lap	Lap Tm	Diff	Time of Day
(58) Harry Hartley			
1	1:13.598	+6.228	17:22:06.258
2	1:07.770	+0.400	17:23:14.028
3	1:07.938	+0.568	17:24:21.966
4	1:07.370		17:25:29.336
5	1:07.517	+0.147	17:26:36.853
6	1:07.747	+0.377	17:27:44.600

Lap	Lap Tm	Diff	Time of Day
(35) Jake Dixon			
1	1:12.377	+5.268	17:22:06.637
2	1:08.159	+1.050	17:23:14.796
3	1:07.491	+0.382	17:24:22.287
4	1:07.949	+0.840	17:25:30.236
5	1:07.483	+0.374	17:26:37.719
6	1:07.109		17:27:44.828

Lap	Lap Tm	Diff	Time of Day
(20) Tom Oliver			
1	1:12.627	+4.894	17:22:06.910
2	1:07.733		17:23:14.643
3	1:07.852	+0.119	17:24:22.495
4	1:08.247	+0.514	17:25:30.742
5	1:08.055	+0.322	17:26:38.797
6	1:08.633	+0.900	17:27:47.430

Lap	Lap Tm	Diff	Time of Day
(114) Jack Keen			
1	1:13.955	+5.891	17:22:08.819
2	1:08.274	+0.210	17:23:17.093
3	1:08.064		17:24:25.157
4	1:08.525	+0.461	17:25:33.682
5	1:08.621	+0.557	17:26:42.303
6	1:09.368	+1.304	17:27:51.671

Lap	Lap Tm	Diff	Time of Day
(94) Jamie Thackeray			
1	1:14.921	+7.166	17:22:09.819
2	1:09.046	+1.291	17:23:18.865
3	1:09.558	+1.803	17:24:28.423

Lap	Lap Tm	Diff	Time of Day
4	1:08.923	+1.168	17:25:37.346
5	1:07.755		17:26:45.101
6	1:08.109	+0.354	17:27:53.210
(111) Joe Collier			
1	1:13.625	+5.606	17:22:09.154
2	1:09.837	+1.818	17:23:18.991
3	1:09.286	+1.267	17:24:28.277
4	1:09.013	+0.994	17:25:37.290
5	1:08.687	+0.668	17:26:45.977
6	1:08.019		17:27:53.996

Lap	Lap Tm	Diff	Time of Day
(53) Joe Ravenscroft			
1	1:15.209	+7.168	17:22:09.910
2	1:09.577	+1.536	17:23:19.487
3	1:08.970	+0.929	17:24:28.457
4	1:09.045	+1.004	17:25:37.502
5	1:08.475	+0.434	17:26:45.977
6	1:08.041		17:27:54.018

Lap	Lap Tm	Diff	Time of Day
(43) Sidney Hargreaves			
1	1:13.806	+6.219	17:22:09.696
2	1:09.647	+2.060	17:23:19.343
3	1:09.275	+1.688	17:24:28.618
4	1:09.183	+1.596	17:25:37.801
5	1:09.136	+1.549	17:26:46.937
6	1:07.587		17:27:54.524

Lap	Lap Tm	Diff	Time of Day
(7) Callan Cooper			
1	1:14.380	+6.796	17:22:09.633
2	1:09.902	+2.318	17:23:19.535
3	1:09.764	+2.180	17:24:29.299
4	1:09.294	+1.710	17:25:38.593
5	1:08.364	+0.780	17:26:46.957
6	1:07.584		17:27:54.541

Lap	Lap Tm	Diff	Time of Day
(51) Luke Helm			
1	1:15.374	+6.102	17:22:11.374
2	1:10.017	+0.745	17:23:21.391
3	1:09.754	+0.482	17:24:31.145
4	1:09.272		17:25:40.417
5	1:10.145	+0.873	17:26:50.562
6	1:10.242	+0.970	17:28:00.804

Lap	Lap Tm	Diff	Time of Day
(23) Matthew Hartley			
1	1:13.973	+4.517	17:22:10.142
2	1:09.723	+0.267	17:23:19.865
3	1:10.700	+1.244	17:24:30.565
4	1:09.456		17:25:40.021
5	1:11.260	+1.804	17:26:51.281
6	1:09.569	+0.113	17:28:00.850

Lap	Lap Tm	Diff	Time of Day
(77) James Robinson			
1	1:15.138	+5.602	17:22:10.531
2	1:10.120	+0.584	17:23:20.651
3	1:10.443	+0.907	17:24:31.094
4	1:09.536		17:25:40.630
5	1:10.406	+0.870	17:26:51.036
6	1:10.411	+0.875	17:28:01.447

Lap	Lap Tm	Diff	Time of Day
(61) Harry Coomber			

Lap	Lap Tm	Diff	Time of Day
1	1:13.541	+3.955	17:22:11.291
2	1:10.132	+0.546	17:23:21.423
3	1:10.567	+0.981	17:24:31.990
4	1:10.010	+0.424	17:25:42.000
5	1:09.586		17:26:51.586
6	1:09.876	+0.290	17:28:01.462

Lap	Lap Tm	Diff	Time of Day
(46) Josh Corner			
1	1:16.570	+7.780	17:22:11.980
2	1:09.646	+0.856	17:23:21.626
3	1:12.275	+3.485	17:24:33.901
4	1:09.376	+0.586	17:25:43.277
5	1:08.790		17:26:52.067
6	1:09.648	+0.858	17:28:01.715

Lap	Lap Tm	Diff	Time of Day
(21) Max Symonds			
1	1:15.964	+6.796	17:22:12.782
2	1:09.168		17:23:21.950
3	1:10.059	+0.891	17:24:32.009
4	1:09.914	+0.746	17:25:41.923
5	1:09.732	+0.564	17:26:51.655
6	1:10.060	+0.892	17:28:01.715

Lap	Lap Tm	Diff	Time of Day
(79) Arran Climpson			
1	1:16.941	+7.646	17:22:12.227
2	1:10.664	+1.369	17:23:22.891
3	1:09.295		17:24:32.186
4	1:09.945	+0.650	17:25:42.131
5	1:09.698	+0.403	17:26:51.829
6	1:09.995	+0.700	17:28:01.824

Lap	Lap Tm	Diff	Time of Day
(155) Tommy Philp			
1	1:18.057	+8.891	17:22:14.123
2	1:09.836	+0.670	17:23:23.959
3	1:10.945	+1.779	17:24:34.904
4	1:09.904	+0.738	17:25:44.808
5	1:09.166		17:26:53.974
6	1:09.286	+0.120	17:28:03.260

Lap	Lap Tm	Diff	Time of Day
(18) Marcus Tatchell			
1	1:15.780	+5.990	17:22:13.489
2	1:10.232	+0.442	17:23:23.721
3	1:10.871	+1.081	17:24:34.592
4	1:09.852	+0.062	17:25:44.444
5	1:10.008	+0.218	17:26:54.452
6	1:09.790		17:28:04.242

Lap	Lap Tm	Diff	Time of Day
(72) Brad Shaw			
1	1:15.794	+5.575	17:22:12.628
2	1:10.736	+0.517	17:23:23.364
3	1:11.173	+0.954	17:24:34.537
4	1:11.075	+0.856	17:25:45.612
5	1:10.518	+0.299	17:26:56.130
6	1:10.219		17:28:06.349

Lap	Lap Tm	Diff	Time of Day
(12) Ryan Snaith			
1	1:17.074	+6.567	17:22:13.837
2	1:10.949	+0.442	17:23:24.786
3	1:11.048	+0.541	17:24:35.834
4	1:11.212	+0.705	17:25:47.046
5	1:10.507		17:26:57.553

Chief Timekeeper:

Clerk of Course:

Weather & Track: Bright / Dry

Results: www.sportstimingservices.com

Printed: 10/04/2010 17:32:13





Thundersport GB - Rounds 3 and 4

Aprilia Superteen Challenge

Pembrey 1.456 Miles

Race 9

10/04/2010 17:20

Race started at 17:20:52

Lap	Lap Tm	Diff	Time of Day
6	1:11.546	+1.039	17:28:09.099
(95) Luke Thackeray			
1	1:17.245	+6.327	17:22:14.788
2	1:11.107	+0.189	17:23:25.895
3	1:10.918		17:24:36.813
4	1:10.950	+0.032	17:25:47.763
5	1:11.632	+0.714	17:26:59.395
6	1:11.389	+0.471	17:28:10.784
(32) Nick Clift			
1	1:17.699	+6.321	17:22:15.277
2	1:11.612	+0.234	17:23:26.889
3	1:11.615	+0.237	17:24:38.504
4	1:11.378		17:25:49.882
5	1:11.786	+0.408	17:27:01.668
6	1:11.486	+0.108	17:28:13.154
(15) Ross Twyman			
1	1:19.270	+7.763	17:22:16.734
2	1:13.293	+1.786	17:23:30.027
3	1:11.576	+0.069	17:24:41.603
4	1:11.507		17:25:53.110
5	1:12.359	+0.852	17:27:05.469
6	1:11.700	+0.193	17:28:17.169
(17) Alastair Dayus			
1	1:19.635	+7.408	17:22:16.671
2	1:13.417	+1.190	17:23:30.088
3	1:13.125	+0.898	17:24:43.213
4	1:12.227		17:25:55.440
5	1:12.649	+0.422	17:27:08.089
6	1:12.335	+0.108	17:28:20.424
(27) James Pickford			
1	1:19.575	+6.792	17:22:17.222
2	1:13.160	+0.377	17:23:30.382
3	1:13.473	+0.690	17:24:43.855
4	1:12.783		17:25:56.638
5	1:13.695	+0.912	17:27:10.333
6	1:13.358	+0.575	17:28:23.691
(75) Bradley Jones			
1	1:21.945	+10.019	17:22:19.945
2	1:13.177	+1.251	17:23:33.122
3	1:12.871	+0.945	17:24:45.993
4	1:12.519	+0.593	17:25:58.512
5	1:13.946	+2.020	17:27:12.458
6	1:11.926		17:28:24.384
(34) Louis Dawson			
1	1:20.280	+6.150	17:22:18.250
2	1:14.727	+0.597	17:23:32.977
3	1:14.882	+0.752	17:24:47.859
4	1:14.130		17:26:01.989
5	1:15.870	+1.740	17:27:17.859
6	1:14.744	+0.614	17:28:32.603
(4) Sam Thompson			
1	1:22.549	+7.955	17:22:20.345
2	1:17.043	+2.449	17:23:37.388

Lap	Lap Tm	Diff	Time of Day
3	1:14.594		17:24:51.982
4	1:15.884	+1.290	17:26:07.866
5	1:15.880	+1.286	17:27:23.746
6	1:15.191	+0.597	17:28:38.937
(37) Clinton Carver			
1	1:21.150	+6.329	17:22:19.662
2	1:15.132	+0.311	17:23:34.794
3	1:16.975	+2.154	17:24:51.769
4	1:16.512	+1.691	17:26:08.281
5	1:15.856	+1.035	17:27:24.137
6	1:14.821		17:28:38.958
(194) Robyn Lindsay			
1	1:21.997	+6.595	17:22:20.727
2	1:16.560	+1.158	17:23:37.287
3	1:15.402		17:24:52.689
4	1:16.051	+0.649	17:26:08.740
5	1:15.639	+0.237	17:27:24.379
6	1:15.515	+0.113	17:28:39.894
(29) Rhys Hutchinson			
1	1:25.705	+4.781	17:22:24.520
2	1:20.924		17:23:45.444
3	1:22.432	+1.508	17:25:07.876
4	1:21.964	+1.040	17:26:29.840
5	1:22.862	+1.938	17:27:52.702
(31) Ben Masters			
1	1:34.498	+1.159	17:22:34.227
2	1:33.339		17:24:07.566
3	1:37.144	+3.805	17:25:44.710
4	1:39.656	+6.317	17:27:24.366
5	1:36.569	+3.230	17:29:00.935
(9) Ben Luxton			
1	1:16.984	+7.422	17:22:13.057
2	1:10.544	+0.982	17:23:23.601
3	1:10.595	+1.033	17:24:34.196
4	1:09.562		17:25:43.758
5	1:09.936	+0.374	17:26:53.694
(99) Jordan Hole			
1	1:13.913	+4.699	17:22:10.758
2	1:09.988	+0.774	17:23:20.746
3	1:10.136	+0.922	17:24:30.882
4	1:09.214		17:25:40.096
(14) Luke Buckingham			
1	1:15.804	+6.702	17:22:12.271
2	1:09.270	+0.168	17:23:21.541
3	1:09.102		17:24:30.643

Chief Timekeeper:

Clerk of Course:

Weather & Track: Bright / Dry

Results: www.sportstimingservices.com

Printed: 10/04/2010 17:32:13





Thundersport GB - Rounds 3 and 4

Sorted on Laps

Aprilia Superteen Challenge

Pembrey 1.456 Miles

Race 3

11/04/2010 11:29

Race started at 11:29:15

Pos	No.	Name	Class	Make	Model	Laps	Total Tm	Diff	Best Tm	Best Spd	In Lap
1	55	Chrissy Rouse	Superteen	Aprilia	125	12	13:26.173		1:05.999	79.419	6
2	80	Callum Bey	Superteen	Aprilia	125©	12	13:33.612	7.439	1:06.472	78.854	5
3	88	Josh Daley	Superteen	Aprilia	125	12	13:46.670	20.497	1:07.620	77.516	10
4	114	Jack Keen	Superteen	Aprilia	125	12	13:47.797	21.624	1:07.415	77.751	10
5	94	Jamie Thackeray	Superteen	Aprilia	125	12	13:47.940	21.767	1:07.546	77.600	10
6	20	Tom Oliver	Superteen	Aprilia	125	12	13:50.951	24.778	1:07.902	77.194	10
7	43	Sidney Hargreaves	Superteen	Aprilia	125©	12	13:54.401	28.228	1:07.736	77.383	10
8	53	Joe Ravenscroft	Superteen	Aprilia	125	12	13:54.951	28.778	1:07.378	77.794	10
9	111	Joe Collier	Superteen	Aprilia	125©	12	13:58.103	31.930	1:08.173	76.887	9
10	7	Callan Cooper	Superteen	Aprilia	125©	12	13:58.931	32.758	1:08.333	76.707	8
11	14	Luke Buckingham	Superteen	Aprilia	125	12	13:59.031	32.858	1:07.878	77.221	5
12	46	Josh Corner	Superteen	Aprilia	125	12	14:01.269	35.096	1:08.622	76.384	11
13	51	Luke Helm	Superteen	Aprilia	125	12	14:03.873	37.700	1:08.576	76.435	11
14	99	Jordan Hole	Superteen	Aprilia	125©	12	14:08.845	42.672	1:09.231	75.712	11
15	61	Harry Coomber	Superteen	Aprilia	125©	12	14:08.919	42.746	1:09.085	75.872	8
16	21	Max Symonds	Superteen	Aprilia	125	12	14:11.633	45.460	1:09.590	75.321	6
17	155	Tommy Philp	Superteen	Aprilia	125	12	14:11.683	45.510	1:09.060	75.899	10
18	77	James Robinson	Superteen	Aprilia	125	12	14:21.439	55.266	1:09.847	75.044	4
19	3	Michael Clifford	Superteen	Aprilia	125	12	14:22.012	55.839	1:09.671	75.234	12
20	72	Brad Shaw	Superteen	Aprilia	125©	12	14:22.673	56.500	1:09.713	75.188	10
21	18	Marcus Tatchell	Superteen	Aprilia	125	12	14:22.784	56.611	1:09.728	75.172	8
22	4	Sam Thompson	Superteen	Aprilia	125©	12	14:23.000	56.827	1:09.841	75.050	11
23	9	Ben Luxton	Superteen	Aprilia	125	12	14:23.104	56.931	1:09.778	75.118	12
24	12	Ryan Snaith	Superteen	Aprilia	125©	12	14:23.206	57.033	1:09.522	75.395	12
25	32	Nick Clift	Superteen	Aprilia	125	12	14:23.504	57.331	1:09.574	75.338	12
26	95	Luke Thackeray	Superteen	Aprilia	125	12	14:26.712	1:00.539	1:10.139	74.732	12
27	75	Bradley Jones	Superteen	Aprilia	125©	11	13:43.934	1 Lap	1:12.158	72.641	10
28	37	Clinton Carver	Superteen	Aprilia	125©	11	13:47.390	1 Lap	1:12.605	72.193	10
29	34	Louis Dawson	Superteen	Aprilia	125©	11	13:47.456	1 Lap	1:12.504	72.294	10
30	194	Robyn Lindsay	Superteen	Aprilia	125	11	13:56.519	1 Lap	1:14.006	70.827	9
31	27	James Pickford	Superteen	Aprilia	125©	11	13:56.683	1 Lap	1:13.877	70.950	7
32	29	Rhys Hutchinson	Superteen	Aprilia	125©	10	14:19.235	2 Laps	1:23.245	62.966	2
33	31	Ben Masters	Superteen	Aprilia	125©	9	14:04.767	3 Laps	1:31.419	57.336	5


Not classified ()

17	Alastair Dayus	Superteen	Aprilia	125©	10	12:43.792	DNF	1:13.917	70.912	6
79	Arran Climpson	Superteen	Aprilia	125	6	7:07.981	DNF	1:09.395	75.533	4
58	Harry Hartley	Superteen	Aprilia	125	5	5:49.313	DNF	1:08.395	76.637	4

Margin of Victory	Avg. Speed	Best Lap Tm	Best Spd	Best Lap by
7.439	78.022	1:05.999	79.419	55 - Chrissy Rouse

Chief Timekeeper:
 Clerk of Course:
 Weather & Track: Bright / Dry
 Results: www.sportstimingservices.com





Thundersport GB - Rounds 3 and 4

Sorted on Laps

Aprilia Superteen Challenge

Pembrey 1.456 Miles

Race 3

11/04/2010 11:29

Race started at 11:29:15

Pos	No.	Name	Class	Make	Model	Laps	Total Tm	Diff	Best Tm	Best Spd	In Lap
	35	Jake Dixon	Superteen	Aprilia	125©	5	5:49.579	DNF	1:08.391	76.642	4
	15	Ross Twyman	Superteen	Aprilia	125	2	2:39.487	DNF	1:16.252	68.740	2

Margin of Victory	Avg. Speed	Best Lap Tm	Best Spd	Best Lap by
7.439	78.022	1:05.999	79.419	55 - Chrissy Rouse

Chief Timekeeper:

Clerk of Course:

Weather & Track: Bright / Dry

Results: www.sportstimeservices.com





Thundersport GB - Rounds 3 and 4

Lapchart

Aprilia Superteen Challenge

Pembrey 1.456 Miles

Race 3

11/04/2010 11:29

Race started at 11:29:15

Competitors	Laps												
	0	1	2	3	4	5	6	7	8	9	10	11	12
Callum Bey (80)	1	80	80	55	80	55	55	55	55	55	55	55	55
Chrissy Rouse (55)	2	55	55	80	55	80	80	80	80	80	80	80	80
Harry Hartley (58)	3	58	35	88	88	88	88	88	88	88	88	88	88
Josh Daley (88)	4	88	58	114	114	114	114	114	114	114	114	114	114
Jake Dixon (35)	5	35	88	35	35	35	58	94	94	94	94	94	94
Tom Oliver (20)	6	20	114	58	58	58	20	20	20	20	20	20	20
Jack Keen (114)	7	114	20	20	20	20	35	43	43	43	43	53	53
Jamie Thackeray (94)	8	94	94	94	94	94	94	53	53	53	53	43	43
Joe Ravenscroft (53)	9	53	43	43	43	43	43	111	7	7	14	7	111
Arran Climpson (79)	10	79	111	53	111	111	53	7	111	14	7	111	7
Callan Cooper (7)	11	7	7	51	53	53	111	14	14	111	111	14	14
Josh Corner (46)	12	46	46	111	51	51	7	46	51	46	46	46	46
Joe Collier (111)	13	111	53	7	46	46	46	51	46	51	51	51	51
Luke Helm (51)	14	51	79	46	79	79	51	79	99	99	99	99	99
Sidney Hargreaves (43)	15	43	51	79	7	7	14	99	61	61	61	61	61
James Robinson (77)	16	77	77	99	14	14	79	61	155	21	21	155	21
Ben Luxton (9)	17	9	99	77	99	99	99	155	21	155	155	21	155
Tommy Philp (155)	18	155	72	61	61	61	61	21	77	77	77	77	77
Michael Clifford (3)	19	3	14	72	72	77	155	77	3	3	18	18	72
Luke Buckingham (14)	20	14	155	14	77	155	77	3	9	18	72	72	3
Brad Shaw (72)	21	72	61	155	155	21	21	72	72	72	3	3	18
Jordan Hole (99)	22	99	3	3	3	3	3	9	18	9	4	4	4
Max Symonds (21)	23	21	9	9	21	72	72	18	4	4	12	9	9
Ryan Snaith (12)	24	12	18	21	9	4	9	4	12	12	9	12	12
Ross Twyman (15)	25	15	4	18	18	18	18	12	32	32	32	32	32
Sam Thompson (4)	26	4	21	95	95	9	4	95	95	95	95	95	95
Marcus Tatchell (18)	27	18	32	4	4	95	12	32	34	75	75	75	75
James Pickford (27)	28	27	95	32	32	32	32	75	75	34	37	34	37
Luke Thackeray (95)	29	95	12	12	12	12	95	17	37	37	34	37	34
Harry Coomber (61)	30	61	15	15	17	17	34	34	17	17	27	27	194
Alastair Dayus (17)	31	17	34	17	37	37	17	37	27	27	17	194	27
Nick Clift (32)	32	32	37	37	34	34	75	27	194	194	194	17	
Bradley Jones (75)	33	75	17	34	27	75	37	194	29	29	29	29	
Louis Dawson (34)	34	34	27	27	75	27	27	29	31	31	31		
Robyn Lindsay (194)	35	194	194	194	194	194	194	31					
Rhys Hutchinson (29)	36	29	75	75	29	29	29						
Clinton Carver (37)	37	37	29	29	31	31	31						
Ben Masters (31)	38	31	31	31									

Chief Timekeeper:

Clerk of Course:

Weather & Track: Bright / Dry

Results: www.sportstimingservices.com

Printed: 11/04/2010 11:47:48





Thundersport GB - Rounds 3 and 4

Aprilia Superteen Challenge

Pembrey 1.456 Miles

Race 3

11/04/2010 11:29

Race started at 11:29:15

Lap	Lap Tm	Diff	Time of Day
(55) Chrissy Rouse			
1	1:12.605	+6.606	11:30:28.301
2	1:06.780	+0.781	11:31:35.081
3	1:08.139	+2.140	11:32:43.220
4	1:07.118	+1.119	11:33:50.338
5	1:06.284	+0.285	11:34:56.622
6	1:05.999	+0.064	11:36:02.621
7	1:06.584	+0.585	11:37:09.205
8	1:06.107	+0.108	11:38:15.312
9	1:06.765	+0.766	11:39:22.077
10	1:06.063	+0.064	11:40:28.140
11	1:06.765	+0.766	11:41:34.905
12	1:06.580	+0.581	11:42:41.485

(80) Callum Bey			
1	1:12.904	+6.432	11:30:28.216
2	1:06.975	+0.503	11:31:35.191
3	1:07.608	+1.136	11:32:42.799
4	1:08.606	+2.134	11:33:51.405
5	1:06.472		11:34:57.877
6	1:06.794	+0.322	11:36:04.671
7	1:06.890	+0.418	11:37:11.561
8	1:06.908	+0.436	11:38:18.469
9	1:06.782	+0.310	11:39:25.251
10	1:08.683	+2.211	11:40:33.934
11	1:07.871	+1.399	11:41:41.805
12	1:07.119	+0.647	11:42:48.924

(88) Josh Daley			
1	1:12.997	+5.377	11:30:29.812
2	1:08.703	+1.083	11:31:38.515
3	1:08.860	+1.240	11:32:47.375
4	1:08.519	+0.899	11:33:55.894
5	1:08.361	+0.741	11:35:04.255
6	1:08.446	+0.826	11:36:12.701
7	1:08.181	+0.561	11:37:20.882
8	1:08.250	+0.630	11:38:29.132
9	1:07.893	+0.273	11:39:37.025
10	1:07.620		11:40:44.645
11	1:09.125	+1.505	11:41:53.770
12	1:08.212	+0.592	11:43:01.982

(114) Jack Keen			
1	1:12.756	+5.341	11:30:30.295
2	1:08.315	+0.900	11:31:38.610
3	1:08.812	+1.397	11:32:47.422
4	1:08.523	+1.108	11:33:55.945
5	1:08.569	+1.154	11:35:04.514
6	1:08.820	+1.405	11:36:13.334
7	1:08.225	+0.810	11:37:21.559
8	1:08.292	+0.877	11:38:29.851
9	1:07.888	+0.473	11:39:37.739
10	1:07.415		11:40:45.154
11	1:09.234	+1.819	11:41:54.388
12	1:08.721	+1.306	11:43:03.109

(94) Jamie Thackeray			
1	1:13.314	+5.768	11:30:30.911
2	1:08.768	+1.222	11:31:39.679
3	1:08.771	+1.225	11:32:48.450

4	1:08.513	+0.967	11:33:56.963
5	1:08.204	+0.658	11:35:05.167
6	1:10.597	+3.051	11:36:15.764
7	1:08.417	+0.871	11:37:24.181
8	1:07.838	+0.292	11:38:32.019
9	1:07.629	+0.083	11:39:39.648
10	1:07.546		11:40:47.194
11	1:08.146	+0.600	11:41:55.340
12	1:07.912	+0.366	11:43:03.252

(20) Tom Oliver			
1	1:13.327	+5.425	11:30:30.539
2	1:08.361	+0.459	11:31:38.900
3	1:08.963	+1.061	11:32:47.863
4	1:08.492	+0.590	11:33:56.355
5	1:08.371	+0.469	11:35:04.726
6	1:11.153	+3.251	11:36:15.879
7	1:08.442	+0.540	11:37:24.321
8	1:08.487	+0.585	11:38:32.808
9	1:08.092	+0.190	11:39:40.900
10	1:07.902		11:40:48.802
11	1:08.403	+0.501	11:41:57.205
12	1:09.058	+1.156	11:43:06.263

(43) Sidney Hargreaves			
1	1:12.766	+5.030	11:30:31.402
2	1:08.843	+1.107	11:31:40.245
3	1:09.126	+1.390	11:32:49.371
4	1:09.390	+1.654	11:33:58.761
5	1:08.983	+1.247	11:35:07.744
6	1:09.601	+1.865	11:36:17.345
7	1:09.463	+1.727	11:37:26.808
8	1:09.243	+1.507	11:38:36.051
9	1:08.585	+0.849	11:39:44.636
10	1:07.736		11:40:52.372
11	1:08.292	+0.556	11:42:00.664
12	1:09.049	+1.313	11:43:09.713

(53) Joe Ravenscroft			
1	1:16.070	+8.692	11:30:33.718
2	1:09.906	+2.528	11:31:43.624
3	1:10.035	+2.657	11:32:53.659
4	1:09.843	+2.465	11:34:03.502
5	1:08.493	+1.115	11:35:11.995
6	1:09.357	+1.979	11:36:21.352
7	1:08.319	+0.941	11:37:29.671
8	1:07.568	+0.190	11:38:37.239
9	1:07.458	+0.080	11:39:44.697
10	1:07.378		11:40:52.075
11	1:08.112	+0.734	11:42:00.187
12	1:10.076	+2.698	11:43:10.263

(111) Joe Collier			
1	1:14.548	+6.375	11:30:32.746
2	1:11.080	+2.907	11:31:43.826
3	1:09.730	+1.557	11:32:53.556
4	1:09.722	+1.549	11:34:03.278
5	1:09.312	+1.139	11:35:12.590
6	1:09.395	+1.222	11:36:21.985
7	1:08.822	+0.649	11:37:30.807
8	1:08.941	+0.768	11:38:39.748

9	1:08.173		11:39:47.921
10	1:08.861	+0.688	11:40:56.782
11	1:08.232	+0.059	11:42:05.014
12	1:08.401	+0.228	11:43:13.415

(7) Callan Cooper			
1	1:15.223	+6.890	11:30:33.164
2	1:10.830	+2.497	11:31:43.994
3	1:11.723	+3.390	11:32:55.717
4	1:08.438	+0.105	11:34:04.155
5	1:08.748	+0.415	11:35:12.903
6	1:09.207	+0.874	11:36:22.110
7	1:08.483	+0.150	11:37:30.593
8	1:08.333		11:38:38.926
9	1:08.855	+0.522	11:39:47.781
10	1:08.816	+0.483	11:40:56.597
11	1:08.841	+0.508	11:42:05.438
12	1:08.805	+0.472	11:43:14.243

(14) Luke Buckingham			
1	1:15.537	+7.659	11:30:34.642
2	1:11.829	+3.951	11:31:46.471
3	1:09.516	+1.638	11:32:55.987
4	1:09.501	+1.623	11:34:05.488
5	1:07.878		11:35:13.366
6	1:08.908	+1.030	11:36:22.274
7	1:08.664	+0.786	11:37:30.938
8	1:08.606	+0.728	11:38:39.544
9	1:08.185	+0.307	11:39:47.729
10	1:09.187	+1.309	11:40:56.916
11	1:08.527	+0.649	11:42:05.443
12	1:08.900	+1.022	11:43:14.343

(46) Josh Corner			
1	1:15.445	+6.823	11:30:33.594
2	1:10.520	+1.898	11:31:44.114
3	1:10.309	+1.687	11:32:54.423
4	1:09.526	+0.904	11:34:03.949
5	1:09.181	+0.559	11:35:13.130
6	1:09.335	+0.713	11:36:22.465
7	1:09.812	+1.190	11:37:32.277
8	1:08.786	+0.164	11:38:41.063
9	1:09.141	+0.519	11:39:50.204
10	1:08.628	+0.006	11:40:58.832
11	1:08.622		11:42:07.454
12	1:09.127	+0.505	11:43:16.581

(51) Luke Helm			
1	1:15.187	+6.611	11:30:33.788
2	1:09.899	+1.323	11:31:43.687
3	1:10.099	+1.523	11:32:53.786
4	1:10.138	+1.562	11:34:03.924
5	1:09.382	+0.806	11:35:13.306
6	1:09.514	+0.938	11:36:22.820
7	1:09.442	+0.866	11:37:32.262
8	1:09.118	+0.542	11:38:41.380
9	1:09.145	+0.569	11:39:50.525
10	1:09.238	+0.662	11:40:59.763
11	1:08.576		11:42:08.339
12	1:10.846	+2.270	11:43:19.185

Chief Timekeeper:
Clerk of Course:
Weather & Track: Bright / Dry
Results: www.sportstimingservices.com
Printed: 11/04/2010 11:47:18





Thundersport GB - Rounds 3 and 4

Aprilia Superteen Challenge

Pembrey 1.456 Miles

Race 3

11/04/2010 11:28

Race started at 11:29:15

Lap	Lap Tm	Diff	Time of Day
(99) Jordan Hole			
1	1:14.748	+5.517	11:30:34.452
2	1:10.320	+1.089	11:31:44.772
3	1:11.316	+2.085	11:32:56.088
4	1:09.710	+0.479	11:34:05.798
5	1:09.250	+0.019	11:35:15.048
6	1:09.885	+0.654	11:36:24.933
7	1:10.758	+1.527	11:37:35.691
8	1:09.281	+0.050	11:38:44.972
9	1:09.722	+0.491	11:39:54.694
10	1:10.078	+0.847	11:41:04.772
11	1:09.231		11:42:14.003
12	1:10.154	+0.923	11:43:24.157

(61) Harry Coomber			
1	1:14.990	+5.905	11:30:35.683
2	1:10.550	+1.465	11:31:46.233
3	1:09.941	+0.856	11:32:56.174
4	1:09.665	+0.580	11:34:05.839
5	1:09.906	+0.821	11:35:15.745
6	1:09.575	+0.490	11:36:25.320
7	1:10.834	+1.749	11:37:36.154
8	1:09.085		11:38:45.239
9	1:09.900	+0.815	11:39:55.139
10	1:09.852	+0.767	11:41:04.991
11	1:09.579	+0.494	11:42:14.570
12	1:09.661	+0.576	11:43:24.231

(21) Max Symonds			
1	1:17.332	+7.742	11:30:37.155
2	1:11.219	+1.629	11:31:48.374
3	1:10.268	+0.678	11:32:58.642
4	1:09.753	+0.163	11:34:08.395
5	1:09.818	+0.228	11:35:18.213
6	1:09.590		11:36:27.803
7	1:09.854	+0.264	11:37:37.657
8	1:09.678	+0.088	11:38:47.335
9	1:10.154	+0.564	11:39:57.489
10	1:09.715	+0.125	11:41:07.204
11	1:09.660	+0.070	11:42:16.864
12	1:10.081	+0.491	11:43:26.945

(155) Tommy Philp			
1	1:16.173	+7.113	11:30:35.099
2	1:11.451	+2.391	11:31:46.550
3	1:10.996	+1.936	11:32:57.546
4	1:10.483	+1.423	11:34:08.029
5	1:09.753	+0.693	11:35:17.782
6	1:09.299	+0.239	11:36:27.081
7	1:10.445	+1.385	11:37:37.526
8	1:10.087	+1.027	11:38:47.613
9	1:10.012	+0.952	11:39:57.625
10	1:09.060		11:41:06.685
11	1:10.385	+1.325	11:42:17.070
12	1:09.925	+0.865	11:43:26.995

(77) James Robinson			
1	1:15.523	+5.676	11:30:34.204
2	1:11.769	+1.922	11:31:45.973
3	1:11.456	+1.609	11:32:57.429
4	1:09.847		11:34:07.276

5	1:10.680	+0.833	11:35:17.956
6	1:11.221	+1.374	11:36:29.177
7	1:11.768	+1.921	11:37:40.945
8	1:11.339	+1.492	11:38:52.284
9	1:11.080	+1.233	11:40:03.364
10	1:11.546	+1.699	11:41:14.910
11	1:10.968	+1.121	11:42:25.878
12	1:10.873	+1.026	11:43:36.751

(3) Michael Clifford			
1	1:16.765	+7.094	11:30:35.841
2	1:10.971	+1.300	11:31:46.812
3	1:11.705	+2.034	11:32:58.517
4	1:11.496	+1.825	11:34:10.013
5	1:11.379	+1.708	11:35:21.392
6	1:11.452	+1.781	11:36:32.844
7	1:12.420	+2.749	11:37:45.264
8	1:10.852	+1.181	11:38:56.116
9	1:11.692	+2.021	11:40:07.808
10	1:09.710	+0.039	11:41:17.518
11	1:10.135	+0.464	11:42:27.653
12	1:09.671		11:43:37.324

(72) Brad Shaw			
1	1:14.925	+5.212	11:30:34.521
2	1:11.846	+2.133	11:31:46.367
3	1:10.964	+1.251	11:32:57.331
4	1:14.710	+4.997	11:34:12.041
5	1:11.633	+1.920	11:35:23.674
6	1:11.146	+1.433	11:36:34.820
7	1:11.774	+2.061	11:37:46.594
8	1:10.395	+0.682	11:38:56.989
9	1:10.663	+0.950	11:40:07.652
10	1:09.713		11:41:17.365
11	1:10.171	+0.458	11:42:27.536
12	1:10.449	+0.736	11:43:37.985

(18) Marcus Tatchell			
1	1:15.723	+5.995	11:30:36.326
2	1:12.189	+2.461	11:31:48.515
3	1:12.221	+2.493	11:33:00.736
4	1:12.140	+2.412	11:34:12.876
5	1:11.962	+2.234	11:35:24.838
6	1:10.699	+0.971	11:36:35.537
7	1:11.185	+1.457	11:37:46.722
8	1:09.728		11:38:56.450
9	1:10.516	+0.788	11:40:06.966
10	1:10.247	+0.519	11:41:17.213
11	1:10.532	+0.804	11:42:27.745
12	1:10.351	+0.623	11:43:38.096

(4) Sam Thompson			
1	1:16.497	+6.656	11:30:36.964
2	1:12.708	+2.867	11:31:49.672
3	1:11.238	+1.397	11:33:00.910
4	1:11.959	+2.118	11:34:12.869
5	1:12.158	+2.317	11:35:25.027
6	1:10.932	+1.091	11:36:35.959
7	1:11.237	+1.396	11:37:47.196
8	1:10.122	+0.281	11:38:57.318
9	1:10.683	+0.842	11:40:08.001

10	1:10.568	+0.727	11:41:18.569
11	1:09.841		11:42:28.410
12	1:09.902	+0.061	11:43:38.312

(9) Ben Luxton			
1	1:17.484	+7.706	11:30:36.188
2	1:11.977	+2.199	11:31:48.165
3	1:12.314	+2.536	11:33:00.479
4	1:12.503	+2.725	11:34:12.982
5	1:10.830	+1.052	11:35:23.812
6	1:11.154	+1.376	11:36:34.966
7	1:11.541	+1.763	11:37:46.507
8	1:10.730	+0.952	11:38:57.237
9	1:11.561	+1.783	11:40:08.798
10	1:09.928	+0.150	11:41:18.726
11	1:09.912	+0.134	11:42:28.638
12	1:09.778		11:43:38.416

(12) Ryan Snaith			
1	1:18.469	+8.947	11:30:38.376
2	1:11.932	+2.410	11:31:50.308
3	1:11.883	+2.361	11:33:02.191
4	1:11.473	+1.951	11:34:13.664
5	1:11.651	+2.129	11:35:25.315
6	1:11.031	+1.509	11:36:36.346
7	1:11.569	+2.047	11:37:47.915
8	1:09.822	+0.300	11:38:57.737
9	1:10.485	+0.963	11:40:08.222
10	1:10.789	+1.267	11:41:19.011
11	1:09.985	+0.463	11:42:28.996
12	1:09.522		11:43:38.518

(32) Nick Clift			
1	1:16.884	+7.310	11:30:37.625
2	1:12.522	+2.948	11:31:50.147
3	1:11.703	+2.129	11:33:01.850
4	1:11.586	+2.012	11:34:13.436
5	1:12.561	+2.987	11:35:25.997
6	1:11.072	+1.498	11:36:37.069
7	1:10.990	+1.416	11:37:48.059
8	1:10.289	+0.715	11:38:58.348
9	1:10.696	+1.122	11:40:09.044
10	1:10.447	+0.873	11:41:19.491
11	1:09.751	+0.177	11:42:29.242
12	1:09.574		11:43:38.816

(95) Luke Thackeray			
1	1:17.271	+7.132	11:30:37.894
2	1:10.980	+0.841	11:31:48.874
3	1:11.876	+1.737	11:33:00.750
4	1:12.509	+2.370	11:34:13.259
5	1:12.906	+2.767	11:35:26.165
6	1:10.611	+0.472	11:36:36.776
7	1:12.338	+2.199	11:37:49.114
8	1:10.179	+0.040	11:38:59.293
9	1:11.518	+1.379	11:40:10.811
10	1:10.186	+0.047	11:41:20.997
11	1:10.888	+0.749	11:42:31.885
12	1:10.139		11:43:42.024

(75) Bradley Jones			
---------------------------	--	--	--

Chief Timekeeper:
Clerk of Course:
Weather & Track: Bright / Dry
Results: www.sportstimingservices.com
Printed: 11/04/2010 11:47:18





Thundersport GB - Rounds 3 and 4

Aprilia Superteen Challenge

Pembrey 1.456 Miles

Race 3

11/04/2010 11:28

Race started at 11:29:15

Lap	Lap Tm	Diff	Time of Day
1	1:22.486	+10.328	11:30:43.557
2	1:15.232	+3.074	11:31:58.789
3	1:14.361	+2.203	11:33:13.150
4	1:13.924	+1.766	11:34:27.074
5	1:13.740	+1.582	11:35:40.814
6	1:13.440	+1.282	11:36:54.254
7	1:13.731	+1.573	11:38:07.985
8	1:13.765	+1.607	11:39:21.750
9	1:12.638	+0.480	11:40:34.388
10	1:12.158		11:41:46.546
11	1:12.700	+0.542	11:42:59.246

(37) Clinton Carver

1	1:18.919	+6.314	11:30:40.983
2	1:15.382	+2.777	11:31:56.365
3	1:15.596	+2.991	11:33:11.961
4	1:14.531	+1.926	11:34:26.492
5	1:14.473	+1.868	11:35:40.965
6	1:13.997	+1.392	11:36:54.962
7	1:13.781	+1.176	11:38:08.743
8	1:13.243	+0.638	11:39:21.986
9	1:13.971	+1.366	11:40:35.957
10	1:12.605		11:41:48.562
11	1:14.140	+1.535	11:43:02.702

(34) Louis Dawson

1	1:19.515	+7.011	11:30:40.788
2	1:15.783	+3.279	11:31:56.571
3	1:15.868	+3.364	11:33:12.439
4	1:14.125	+1.621	11:34:26.564
5	1:13.664	+1.160	11:35:40.228
6	1:14.584	+2.080	11:36:54.812
7	1:12.748	+0.244	11:38:07.560
8	1:14.255	+1.751	11:39:21.815
9	1:14.210	+1.706	11:40:36.025
10	1:12.504		11:41:48.529
11	1:14.239	+1.735	11:43:02.768

(194) Robyn Lindsay

1	1:21.514	+7.508	11:30:42.855
2	1:15.342	+1.336	11:31:58.197
3	1:15.812	+1.806	11:33:14.009
4	1:14.435	+0.429	11:34:28.444
5	1:14.494	+0.488	11:35:42.938
6	1:15.208	+1.202	11:36:58.146
7	1:15.442	+1.436	11:38:13.588
8	1:14.913	+0.907	11:39:28.501
9	1:14.006		11:40:42.507
10	1:14.599	+0.593	11:41:57.106
11	1:14.725	+0.719	11:43:11.831

(27) James Pickford

1	1:21.183	+7.306	11:30:41.791
2	1:15.145	+1.268	11:31:56.936
3	1:15.780	+1.903	11:33:12.716
4	1:14.860	+0.983	11:34:27.576
5	1:13.935	+0.058	11:35:41.511
6	1:14.926	+1.049	11:36:56.437
7	1:13.877		11:38:10.314
8	1:14.028	+0.151	11:39:24.342
9	1:16.067	+2.190	11:40:40.409

Lap	Lap Tm	Diff	Time of Day
10	1:15.799	+1.922	11:41:56.208
11	1:15.787	+1.910	11:43:11.995

(29) Rhys Hutchinson

1	1:26.372	+3.127	11:30:47.999
2	1:23.245		11:32:11.244
3	1:24.181	+0.936	11:33:35.425
4	1:25.403	+2.158	11:35:00.828
5	1:25.590	+2.345	11:36:26.418
6	1:25.533	+2.288	11:37:51.951
7	1:23.778	+0.533	11:39:15.729
8	1:24.433	+1.188	11:40:40.162
9	1:25.625	+2.380	11:42:05.787
10	1:28.760	+5.515	11:43:34.547

(31) Ben Masters

1	1:34.161	+2.742	11:30:57.040
2	1:32.212	+0.793	11:32:29.252
3	1:33.702	+2.283	11:34:02.954
4	1:33.928	+2.509	11:35:36.882
5	1:31.419		11:37:08.301
6	1:32.803	+1.384	11:38:41.104
7	1:33.074	+1.655	11:40:14.178
8	1:32.211	+0.792	11:41:46.389
9	1:33.690	+2.271	11:43:20.079

(17) Alastair Dayus

1	1:20.516	+6.599	11:30:41.237
2	1:15.018	+1.101	11:31:56.255
3	1:15.530	+1.613	11:33:11.785
4	1:14.703	+0.786	11:34:26.488
5	1:14.260	+0.343	11:35:40.748
6	1:13.917		11:36:54.665
7	1:14.481	+0.564	11:38:09.146
8	1:14.665	+0.748	11:39:23.811
9	1:16.654	+2.737	11:40:40.465
10	1:18.639	+4.722	11:41:59.104

(79) Arran Climpson

1	1:15.913	+6.518	11:30:33.742
2	1:10.530	+1.135	11:31:44.272
3	1:10.379	+0.984	11:32:54.651
4	1:09.395		11:34:04.046
5	1:09.736	+0.341	11:35:13.782
6	1:09.511	+0.116	11:36:23.293

(58) Harry Hartley

1	1:13.857	+5.462	11:30:29.643
2	1:09.146	+0.751	11:31:38.789
3	1:09.008	+0.613	11:32:47.797
4	1:08.395		11:33:56.192
5	1:08.433	+0.038	11:35:04.625

(35) Jake Dixon

1	1:12.347	+3.956	11:30:29.522
2	1:09.105	+0.714	11:31:38.627
3	1:09.145	+0.754	11:32:47.772
4	1:08.391		11:33:56.163
5	1:08.728	+0.337	11:35:04.891

(15) Ross Twyman

Chief Timekeeper:

Clerk of Course:

Weather & Track: Bright / Dry

Results: www.sportstimingsservices.com

Printed: 11/04/2010 11:47:18





Thundersport GB - Rounds 3 and 4

Sorted on Laps

Aprilia Superteen Challenge

Pembrey 1.456 Miles

Race 11

11/04/2010 15:10

Race started at 15:10:23

Pos	No.	Name	Class	Make	Model	Laps	Total Tm	Diff	Best Tm	Best Spd	In Lap
1	80	Callum Bey	Superteen	Aprilia	125©	12	13:43.401		1:07.142	78.067	2
2	35	Jake Dixon	Superteen	Aprilia	125©	12	13:46.232	2.831	1:07.580	77.561	10
3	88	Josh Daley	Superteen	Aprilia	125	12	13:46.571	3.170	1:07.636	77.497	9
4	94	Jamie Thackeray	Superteen	Aprilia	125	12	13:46.652	3.251	1:07.613	77.524	5
5	53	Joe Ravenscroft	Superteen	Aprilia	125	12	13:47.234	3.833	1:07.301	77.883	8
6	20	Tom Oliver	Superteen	Aprilia	125	12	13:49.879	6.478	1:07.653	77.478	4
7	43	Sidney Hargreaves	Superteen	Aprilia	125©	12	13:51.704	8.303	1:08.078	76.994	8
8	114	Jack Keen	Superteen	Aprilia	125	12	13:51.760	8.359	1:08.194	76.863	8
9	111	Joe Collier	Superteen	Aprilia	125©	12	14:04.144	20.743	1:09.081	75.876	6
10	51	Luke Helm	Superteen	Aprilia	125	12	14:04.203	20.802	1:08.707	76.289	6
11	79	Arran Climpson	Superteen	Aprilia	125	12	14:05.969	22.568	1:08.559	76.454	4
12	99	Jordan Hole	Superteen	Aprilia	125©	12	14:06.689	23.288	1:08.476	76.547	11
13	61	Harry Coomber	Superteen	Aprilia	125©	12	14:06.858	23.457	1:08.959	76.010	11
14	72	Brad Shaw	Superteen	Aprilia	125©	12	14:16.350	32.949	1:09.957	74.926	6
15	3	Michael Clifford	Superteen	Aprilia	125	12	14:16.482	33.081	1:09.532	75.384	11
16	9	Ben Luxton	Superteen	Aprilia	125	12	14:16.568	33.167	1:10.110	74.763	9
17	155	Tommy Philp	Superteen	Aprilia	125	12	14:16.797	33.396	1:09.219	75.725	12
18	18	Marcus Tatchell	Superteen	Aprilia	125	12	14:20.068	36.667	1:09.293	75.644	12
19	4	Sam Thompson	Superteen	Aprilia	125©	12	14:24.547	41.146	1:10.080	74.795	4
20	95	Luke Thackeray	Superteen	Aprilia	125	12	14:24.692	41.291	1:10.226	74.639	4
21	12	Ryan Snaith	Superteen	Aprilia	125©	12	14:29.345	45.944	1:09.942	74.942	7
22	21	Max Symonds	Superteen	Aprilia	125	12	14:42.398	58.997	1:09.791	75.104	3
23	32	Nick Clift	Superteen	Aprilia	125	12	14:44.981	1:01.580	1:11.029	73.795	11
24	23	Matthew Hartley	Superteen	Aprilia	125	12	14:45.039	1:01.638	1:10.733	74.104	12
25	75	Bradley Jones	Superteen	Aprilia	125©	12	14:46.997	1:03.596	1:11.738	73.066	11
26	34	Louis Dawson	Superteen	Aprilia	125©	11	13:47.120	1 Lap	1:12.996	71.807	5
27	37	Clinton Carver	Superteen	Aprilia	125©	11	13:47.453	1 Lap	1:12.954	71.848	9
28	15	Ross Twyman	Superteen	Aprilia	125	11	13:47.890	1 Lap	1:13.016	71.787	9
29	27	James Pickford	Superteen	Aprilia	125©	11	13:48.170	1 Lap	1:12.984	71.818	7
30	17	Alastair Dayus	Superteen	Aprilia	125©	11	13:51.418	1 Lap	1:11.670	73.135	9
31	194	Robyn Lindsay	Superteen	Aprilia	125	11	13:54.640	1 Lap	1:13.708	71.113	5
32	29	Rhys Hutchinson	Superteen	Aprilia	125©	10	13:59.462	2 Laps	1:21.934	63.973	8

Not classified (0)

7	Callan Cooper	Superteen	Aprilia	125©	9	10:33.250	DNF	1:08.549	76.465	9
55	Chrissy Rouse	Superteen	Aprilia	125	2	2:21.470	DNF	1:07.079	78.141	2
14	Luke Buckingham	Superteen	Aprilia	125	1	1:18.770	DNF	1:13.175	71.631	1
77	James Robinson	Superteen	Aprilia	125	1	1:26.054	DNF	1:21.157	64.586	1

Margin of Victory	Avg. Speed	Best Lap Tm	Best Spd	Best Lap by
2.831	76.390	1:07.079	78.141	55 - Chrissy Rouse

Chief Timekeeper:

Clerk of Course:

Weather & Track: Bright / Dry

Results: www.sportstimingservices.com





Thundersport GB - Rounds 3 and 4

Lapchart

Aprilia Superteen Challenge

Pembrey 1.456 Miles

Race 11

11/04/2010 15:10

Race started at 15:10:23

Competitors	Laps													
		0	1	2	3	4	5	6	7	8	9	10	11	12
Callum Bey (80)	1	80	80	55	80	80	80	80	80	80	80	80	80	80
Chrissy Rouse (55)	2	55	55	80	88	88	88	88	88	88	88	35	35	35
Josh Daley (88)	3	88	88	88	35	35	35	35	35	35	35	88	88	88
Tom Oliver (20)	4	20	35	35	114	94	94	94	94	94	94	53	53	94
Jake Dixon (35)	5	35	114	114	94	114	114	53	53	53	53	94	94	53
Joe Ravenscroft (53)	6	53	43	20	43	53	20	114	20	43	114	114	20	20
Jack Keen (114)	7	114	20	43	53	20	53	20	43	114	43	20	114	43
Jamie Thackeray (94)	8	94	94	94	20	43	43	43	114	20	20	43	43	114
Callan Cooper (7)	9	7	53	53	111	51	111	111	111	7	7	111	111	111
Joe Collier (111)	10	111	51	111	51	111	7	7	7	111	111	51	51	51
James Robinson (77)	11	77	111	51	7	7	51	51	51	51	51	61	99	79
Luke Helm (51)	12	51	14	7	9	61	61	61	79	99	99	79	61	99
Sidney Hargreaves (43)	13	43	7	9	72	9	99	79	61	79	61	99	79	61
Ben Luxton (9)	14	9	9	72	99	99	79	99	99	61	79	72	72	72
Arran Climpson (79)	15	79	72	99	61	79	9	72	72	72	72	9	9	3
Michael Clifford (3)	16	3	99	61	79	72	72	9	9	9	9	3	3	9
Tommy Philp (155)	17	155	61	79	3	21	155	155	3	3	3	155	155	155
Luke Buckingham (14)	18	14	3	3	21	3	3	3	155	155	155	18	18	18
Brad Shaw (72)	19	72	4	4	4	4	4	4	4	4	18	4	4	4
Matthew Hartley (23)	20	23	79	21	155	155	95	95	95	95	4	95	95	95
Ryan Snaith (12)	21	12	21	95	95	95	18	18	18	18	95	12	12	12
Jordan Hole (99)	22	99	95	155	12	12	12	12	12	12	12	23	21	21
Max Symonds (21)	23	21	32	32	18	18	32	32	32	23	23	21	32	32
Sam Thompson (4)	24	4	23	12	32	32	23	23	23	23	75	32	23	23
Ross Twyman (15)	25	15	155	18	23	23	75	75	75	75	32	75	75	75
James Pickford (27)	26	27	12	23	15	75	17	17	17	17	21	21	37	34
Luke Thackeray (95)	27	95	77	15	75	17	15	15	21	17	17	34	37	
Harry Coomber (61)	28	61	18	75	17	15	37	21	15	15	15	15	15	
Marcus Tatchell (18)	29	18	17	17	27	27	27	37	37	37	37	27	27	
Alastair Dayus (17)	30	17	15	27	194	37	34	34	34	34	34	17	17	
Bradley Jones (75)	31	75	75	194	37	194	194	27	27	27	27	194	194	
Nick Clift (32)	32	32	27	37	34	34	21	194	194	194	194	29		
Robyn Lindsay (194)	33	194	194	34	29	29	29	29	29	29	29			
Louis Dawson (34)	34	34	37	29										
Rhys Hutchinson (29)	35	29	34											
Clinton Carver (37)	36	37	29											

Chief Timekeeper:

Clerk of Course:

Weather & Track: Bright / Dry

Results: www.sportstimingsservices.com





Thundersport GB - Rounds 3 and 4

Aprilia Superteen Challenge

Pembrey 1.456 Miles

Race 11

11/04/2010 15:10

Race started at 15:10:23

Lap	Lap Tm	Diff	Time of Day
(80) Callum Bey			
1	1:14.350	+7.208	15:11:37.456
2	1:07.142		15:12:44.598
3	1:07.672	+0.530	15:13:52.270
4	1:07.700	+0.558	15:14:59.970
5	1:07.621	+0.479	15:16:07.591
6	1:08.273	+1.131	15:17:15.864
7	1:07.634	+0.492	15:18:23.498
8	1:07.411	+0.269	15:19:30.909
9	1:07.386	+0.244	15:20:38.295
10	1:08.304	+1.162	15:21:46.599
11	1:09.838	+2.696	15:22:56.437
12	1:10.070	+2.928	15:24:06.507

(35) Jake Dixon			
1	1:12.939	+5.359	15:11:39.711
2	1:08.167	+0.587	15:12:47.878
3	1:08.093	+0.513	15:13:55.971
4	1:08.435	+0.855	15:15:04.406
5	1:07.926	+0.346	15:16:12.332
6	1:08.200	+0.620	15:17:20.532
7	1:08.050	+0.470	15:18:28.582
8	1:08.098	+0.518	15:19:36.680
9	1:07.712	+0.132	15:20:44.392
10	1:07.580		15:21:51.972
11	1:08.602	+1.022	15:23:00.574
12	1:08.764	+1.184	15:24:09.338

(88) Josh Daley			
1	1:13.115	+5.479	15:11:39.592
2	1:08.147	+0.511	15:12:47.739
3	1:08.193	+0.557	15:13:55.932
4	1:08.197	+0.561	15:15:04.129
5	1:07.642	+0.006	15:16:11.771
6	1:08.597	+0.961	15:17:20.368
7	1:08.115	+0.479	15:18:28.483
8	1:08.107	+0.471	15:19:36.590
9	1:07.636		15:20:44.226
10	1:07.779	+0.143	15:21:52.005
11	1:08.576	+0.940	15:23:00.581
12	1:09.096	+1.460	15:24:09.677

(94) Jamie Thackeray			
1	1:13.215	+5.602	15:11:40.338
2	1:08.765	+1.152	15:12:49.103
3	1:07.940	+0.327	15:13:57.043
4	1:07.921	+0.308	15:15:04.964
5	1:07.613		15:16:12.577
6	1:08.304	+0.691	15:17:20.881
7	1:07.882	+0.269	15:18:28.763
8	1:08.051	+0.438	15:19:36.814
9	1:07.629	+0.016	15:20:44.443
10	1:07.733	+0.120	15:21:52.176
11	1:08.978	+1.365	15:23:01.154
12	1:08.604	+0.991	15:24:09.758

(53) Joe Ravenscroft			
1	1:13.486	+6.185	15:11:40.401
2	1:08.756	+1.455	15:12:49.157
3	1:08.270	+0.969	15:13:57.427

4	1:07.980	+0.679	15:15:05.407
5	1:08.396	+1.095	15:16:13.803
6	1:08.441	+1.140	15:17:22.244
7	1:07.350	+0.049	15:18:29.594
8	1:07.301		15:19:36.895
9	1:07.633	+0.332	15:20:44.528
10	1:07.616	+0.315	15:21:52.144
11	1:08.556	+1.255	15:23:00.700
12	1:09.640	+2.339	15:24:10.340

(20) Tom Oliver			
1	1:13.440	+5.787	15:11:40.139
2	1:08.613	+0.960	15:12:48.752
3	1:09.053	+1.400	15:13:57.805
4	1:07.653		15:15:05.458
5	1:08.279	+0.626	15:16:13.737
6	1:09.004	+1.351	15:17:22.741
7	1:08.560	+0.907	15:18:31.301
8	1:08.342	+0.689	15:19:39.643
9	1:08.987	+1.334	15:20:48.630
10	1:08.218	+0.565	15:21:56.848
11	1:08.202	+0.549	15:23:05.050
12	1:07.935	+0.282	15:24:12.985

(43) Sidney Hargreaves			
1	1:11.999	+3.921	15:11:40.082
2	1:08.895	+0.817	15:12:48.977
3	1:08.261	+0.183	15:13:57.238
4	1:08.578	+0.500	15:15:05.816
5	1:08.342	+0.264	15:16:14.158
6	1:08.785	+0.707	15:17:22.943
7	1:08.409	+0.331	15:18:31.352
8	1:08.078		15:19:39.430
9	1:09.159	+1.081	15:20:48.589
10	1:08.510	+0.432	15:21:57.099
11	1:08.571	+0.493	15:23:05.670
12	1:09.140	+1.062	15:24:14.810

(114) Jack Keen			
1	1:12.901	+4.707	15:11:39.953
2	1:08.719	+0.525	15:12:48.672
3	1:08.245	+0.051	15:13:56.917
4	1:08.436	+0.242	15:15:05.353
5	1:08.333	+0.139	15:16:13.686
6	1:09.013	+0.819	15:17:22.699
7	1:08.729	+0.535	15:18:31.428
8	1:08.194		15:19:39.622
9	1:08.806	+0.612	15:20:48.428
10	1:08.228	+0.034	15:21:56.656
11	1:08.813	+0.619	15:23:05.469
12	1:09.397	+1.203	15:24:14.866

(111) Joe Collier			
1	1:13.942	+4.861	15:11:41.820
2	1:09.415	+0.334	15:12:51.235
3	1:09.756	+0.675	15:14:00.991
4	1:09.273	+0.192	15:15:10.264
5	1:09.380	+0.299	15:16:19.644
6	1:09.081		15:17:28.725
7	1:09.889	+0.808	15:18:38.614
8	1:09.266	+0.185	15:19:47.880

9	1:09.921	+0.840	15:20:57.801
10	1:10.310	+1.229	15:22:08.111
11	1:09.544	+0.463	15:23:17.655
12	1:09.595	+0.514	15:24:27.250

(51) Luke Helm			
1	1:13.598	+4.891	15:11:41.664
2	1:09.709	+1.002	15:12:51.373
3	1:09.649	+0.942	15:14:01.022
4	1:09.175	+0.468	15:15:10.197
5	1:10.079	+1.372	15:16:20.276
6	1:08.707		15:17:28.983
7	1:09.827	+1.120	15:18:38.810
8	1:09.431	+0.724	15:19:48.241
9	1:09.713	+1.006	15:20:57.954
10	1:10.285	+1.578	15:22:08.239
11	1:09.575	+0.868	15:23:17.814
12	1:09.495	+0.788	15:24:27.309

(79) Arran Climpson			
1	1:19.721	+11.162	15:11:47.996
2	1:09.822	+1.263	15:12:57.818
3	1:09.128	+0.569	15:14:06.946
4	1:08.559		15:15:15.505
5	1:09.705	+1.146	15:16:25.210
6	1:08.591	+0.032	15:17:33.801
7	1:09.176	+0.617	15:18:42.977
8	1:09.586	+1.027	15:19:52.563
9	1:09.545	+0.986	15:21:02.108
10	1:09.594	+1.035	15:22:11.702
11	1:08.814	+0.255	15:23:20.516
12	1:08.559		15:24:29.075

(99) Jordan Hole			
1	1:15.414	+6.938	15:11:44.664
2	1:09.949	+1.473	15:12:54.613
3	1:09.875	+1.399	15:14:04.488
4	1:10.754	+2.278	15:15:15.242
5	1:09.424	+0.948	15:16:24.666
6	1:09.276	+0.800	15:17:33.942
7	1:09.162	+0.686	15:18:43.104
8	1:09.304	+0.828	15:19:52.408
9	1:09.273	+0.797	15:21:01.681
10	1:10.026	+1.550	15:22:11.707
11	1:08.476		15:23:20.183
12	1:09.612	+1.136	15:24:29.795

(61) Harry Coomber			
1	1:15.059	+6.100	15:11:45.063
2	1:09.982	+1.023	15:12:55.045
3	1:09.720	+0.761	15:14:04.765
4	1:09.985	+1.026	15:15:14.750
5	1:09.622	+0.663	15:16:24.372
6	1:09.390	+0.431	15:17:33.762
7	1:09.251	+0.292	15:18:43.013
8	1:10.043	+1.084	15:19:53.056
9	1:08.971	+0.012	15:21:02.027
10	1:09.501	+0.542	15:22:11.528
11	1:08.959		15:23:20.487
12	1:09.477	+0.518	15:24:29.964

Chief Timekeeper:
 Clerk of Course:
 Weather & Track: Bright / Dry
 Results: www.sportstimingservices.com
 Printed: 11/04/2010 15:27:32





Thundersport GB - Rounds 3 and 4

Aprilia Superteen Challenge

Pembrey 1.456 Miles

Race 11

11/04/2010 15:10

Race started at 15:10:23

(72) Brad Shaw

Lap	Lap Tm	Diff	Time of Day
1	1:14.436	+4.479	15:11:43.256
2	1:10.361	+0.404	15:12:53.617
3	1:10.637	+0.680	15:14:04.254
4	1:11.350	+1.393	15:15:15.604
5	1:10.306	+0.349	15:16:25.910
6	1:09.957		15:17:35.867
7	1:10.759	+0.802	15:18:46.626
8	1:10.715	+0.758	15:19:57.341
9	1:09.980	+0.023	15:21:07.321
10	1:10.774	+0.817	15:22:18.095
11	1:10.839	+0.882	15:23:28.934
12	1:10.522	+0.565	15:24:39.456

(3) Michael Clifford

1	1:17.864	+8.332	15:11:46.424
2	1:11.458	+1.926	15:12:57.882
3	1:11.004	+1.472	15:14:08.886
4	1:10.465	+0.933	15:15:19.351
5	1:10.508	+0.976	15:16:29.859
6	1:09.965	+0.433	15:17:39.824
7	1:09.834	+0.302	15:18:49.658
8	1:10.088	+0.556	15:19:59.746
9	1:10.082	+0.550	15:21:09.828
10	1:10.305	+0.773	15:22:20.133
11	1:09.532		15:23:29.665
12	1:09.923	+0.391	15:24:39.588

(9) Ben Luxton

1	1:14.428	+4.318	15:11:42.662
2	1:10.309	+0.199	15:12:52.971
3	1:10.566	+0.456	15:14:03.537
4	1:11.689	+1.579	15:15:15.226
5	1:10.450	+0.340	15:16:25.676
6	1:10.296	+0.186	15:17:35.972
7	1:10.773	+0.663	15:18:46.745
8	1:10.653	+0.543	15:19:57.398
9	1:10.110		15:21:07.508
10	1:10.756	+0.646	15:22:18.264
11	1:10.906	+0.796	15:23:29.170
12	1:10.504	+0.394	15:24:39.674

(155) Tommy Philp

1	1:20.174	+10.955	15:11:48.875
2	1:10.869	+1.650	15:12:59.744
3	1:10.199	+0.980	15:14:09.943
4	1:09.993	+0.774	15:15:19.936
5	1:09.878	+0.659	15:16:29.814
6	1:09.884	+0.665	15:17:39.698
7	1:10.538	+1.319	15:18:50.236
8	1:09.761	+0.542	15:19:59.997
9	1:10.071	+0.852	15:21:10.068
10	1:11.055	+1.836	15:22:21.123
11	1:09.561	+0.342	15:23:30.684
12	1:09.219		15:24:39.903

(18) Marcus Tatchell

1	1:19.238	+9.945	15:11:49.281
2	1:12.405	+3.112	15:13:01.686
3	1:11.511	+2.218	15:14:13.197
4	1:10.653	+1.360	15:15:23.850

(4) Sam Thompson

5	1:10.035	+0.742	15:16:33.885
6	1:10.304	+1.011	15:17:44.189
7	1:09.445	+0.152	15:18:53.634
8	1:10.987	+1.694	15:20:04.621
9	1:09.785	+0.492	15:21:14.406
10	1:09.964	+0.671	15:22:24.370
11	1:09.511	+0.218	15:23:33.881
12	1:09.293		15:24:43.174

(95) Luke Thackeray

1	1:17.505	+7.425	15:11:47.122
2	1:11.988	+1.908	15:12:59.110
3	1:10.700	+0.620	15:14:09.810
4	1:10.080		15:15:19.890
5	1:11.166	+1.086	15:16:31.056
6	1:10.678	+0.598	15:17:41.734
7	1:11.152	+1.072	15:18:52.886
8	1:11.359	+1.279	15:20:04.245
9	1:10.834	+0.754	15:21:15.079
10	1:10.695	+0.615	15:22:25.774
11	1:11.358	+1.278	15:23:37.132
12	1:10.521	+0.441	15:24:47.653

(12) Ryan Snaith

1	1:18.409	+8.183	15:11:48.355
2	1:11.267	+1.041	15:12:59.622
3	1:10.704	+0.478	15:14:10.326
4	1:10.226		15:15:20.552
5	1:10.803	+0.577	15:16:31.355
6	1:10.639	+0.413	15:17:41.994
7	1:11.221	+0.995	15:18:53.215
8	1:11.173	+0.947	15:20:04.388
9	1:11.040	+0.814	15:21:15.428
10	1:10.449	+0.223	15:22:25.877
11	1:11.571	+1.345	15:23:37.448
12	1:10.350	+0.124	15:24:47.798

(21) Max Symonds

1	1:19.798	+9.856	15:11:48.986
2	1:12.307	+2.365	15:13:01.293
3	1:11.701	+1.759	15:14:12.994
4	1:10.792	+0.850	15:15:23.786
5	1:10.367	+0.425	15:16:34.153
6	1:10.970	+1.028	15:17:45.123
7	1:09.942		15:18:55.065
8	1:11.975	+2.033	15:20:07.040
9	1:11.147	+1.205	15:21:18.187
10	1:11.647	+1.705	15:22:29.834
11	1:11.089	+1.147	15:23:40.923
12	1:11.528	+1.586	15:24:52.451

(32) Nick Clift

1	1:18.474	+7.445	15:11:48.695
2	1:12.403	+1.374	15:13:01.098
3	1:12.408	+1.379	15:14:13.506
4	1:12.920	+1.891	15:15:26.426
5	1:13.010	+1.981	15:16:39.436
6	1:11.713	+0.684	15:17:51.149
7	1:11.803	+0.774	15:19:02.952
8	1:18.671	+7.642	15:20:21.623
9	1:11.359	+0.330	15:21:32.982
10	1:12.630	+1.601	15:22:45.612
11	1:11.029		15:23:56.641
12	1:11.446	+0.417	15:25:08.087

(23) Matthew Hartley

10	1:10.574	+0.783	15:22:45.162
11	1:10.254	+0.463	15:23:55.416
12	1:10.088	+0.297	15:25:05.504

(75) Bradley Jones

1	1:19.928	+9.195	15:11:48.757
2	1:14.571	+3.838	15:13:03.328
3	1:12.837	+2.104	15:14:16.165
4	1:12.786	+2.053	15:15:28.951
5	1:12.404	+1.671	15:16:41.355
6	1:12.422	+1.689	15:17:53.777
7	1:12.066	+1.333	15:19:05.843
8	1:12.713	+1.980	15:20:18.556
9	1:12.396	+1.663	15:21:30.952
10	1:12.235	+1.502	15:22:43.187
11	1:14.225	+3.492	15:23:57.412
12	1:10.733		15:25:08.145

(34) Louis Dawson

1	1:20.140	+8.402	15:11:50.290
2	1:13.882	+2.144	15:13:04.172
3	1:14.452	+2.714	15:14:18.624
4	1:11.832	+0.094	15:15:30.456
5	1:12.800	+1.062	15:16:43.256
6	1:12.867	+1.129	15:17:56.123
7	1:12.133	+0.395	15:19:08.256
8	1:12.358	+0.620	15:20:20.614
9	1:12.693	+0.955	15:21:33.307
10	1:12.987	+1.249	15:22:46.294
11	1:11.738		15:23:58.032
12	1:12.071	+0.333	15:25:10.103

(37) Clinton Carver

1	1:20.304	+7.350	15:11:51.784
---	----------	--------	--------------

Chief Timekeeper:
Clerk of Course:
Weather & Track: Bright / Dry
Results: www.sportstimingservices.com
Printed: 11/04/2010 15:27:32





Thundersport GB - Rounds 3 and 4

Aprilia Superteen Challenge

Pembrey 1.456 Miles

Race 11

11/04/2010 15:10

Race started at 15:10:23

Lap	Lap Tm	Diff	Time of Day
2	1:15.813	+2.859	15:13:07.597
3	1:13.510	+0.556	15:14:21.107
4	1:13.106	+0.152	15:15:34.213
5	1:13.495	+0.541	15:16:47.708
6	1:14.488	+1.534	15:18:02.196
7	1:13.024	+0.070	15:19:15.220
8	1:13.400	+0.446	15:20:28.620
9	1:12.954		15:21:41.574
10	1:14.085	+1.131	15:22:55.659
11	1:14.900	+1.946	15:24:10.559

(15) Ross Twyman

1	1:19.792	+6.776	15:11:49.560
2	1:14.282	+1.266	15:13:03.842
3	1:14.645	+1.629	15:14:18.487
4	1:14.016	+1.000	15:15:32.503
5	1:14.879	+1.863	15:16:47.382
6	1:13.629	+0.613	15:18:01.011
7	1:13.393	+0.377	15:19:14.404
8	1:13.769	+0.753	15:20:28.173
9	1:13.016		15:21:41.189
10	1:15.159	+2.143	15:22:56.348
11	1:14.648	+1.632	15:24:10.996

(27) James Pickford

1	1:20.939	+7.955	15:11:50.792
2	1:15.024	+2.040	15:13:05.816
3	1:13.942	+0.958	15:14:19.758
4	1:13.561	+0.577	15:15:33.319
5	1:14.741	+1.757	15:16:48.060
6	1:14.713	+1.729	15:18:02.773
7	1:12.984		15:19:15.757
8	1:13.566	+0.582	15:20:29.323
9	1:13.084	+0.100	15:21:42.407
10	1:14.617	+1.633	15:22:57.024
11	1:14.252	+1.268	15:24:11.276

(17) Alastair Dayus

1	1:19.311	+7.641	15:11:49.405
2	1:15.845	+4.175	15:13:05.250
3	1:13.823	+2.153	15:14:19.073
4	1:13.198	+1.528	15:15:32.271
5	1:13.845	+2.175	15:16:46.116
6	1:13.987	+2.317	15:18:00.103
7	1:13.603	+1.933	15:19:13.706
8	1:12.707	+1.037	15:20:26.413
9	1:11.670		15:21:38.083
10	1:23.987	+12.317	15:23:02.070
11	1:12.454	+0.784	15:24:14.524

(194) Robyn Lindsay

1	1:20.969	+7.261	15:11:51.589
2	1:14.680	+0.972	15:13:06.269
3	1:14.624	+0.916	15:14:20.893
4	1:14.355	+0.647	15:15:35.248
5	1:13.708		15:16:48.956
6	1:17.265	+3.557	15:18:06.221
7	1:14.423	+0.715	15:19:20.644
8	1:14.605	+0.897	15:20:35.249
9	1:14.338	+0.630	15:21:49.587
10	1:14.185	+0.477	15:23:03.772

Lap	Lap Tm	Diff	Time of Day
11	1:13.974	+0.266	15:24:17.746

(29) Rhys Hutchinson

1	1:25.308	+3.374	15:11:56.709
2	1:22.157	+0.223	15:13:18.866
3	1:22.808	+0.874	15:14:41.674
4	1:22.639	+0.705	15:16:04.313
5	1:22.658	+0.724	15:17:26.971
6	1:22.593	+0.659	15:18:49.564
7	1:25.914	+3.980	15:20:15.478
8	1:21.934		15:21:37.412
9	1:22.894	+0.960	15:23:00.306
10	1:22.262	+0.328	15:24:22.568

(7) Callan Cooper

1	1:14.909	+6.360	15:11:42.357
2	1:09.382	+0.833	15:12:51.739
3	1:09.598	+1.049	15:14:01.337
4	1:09.129	+0.580	15:15:10.466
5	1:09.574	+1.025	15:16:20.040
6	1:08.908	+0.359	15:17:28.948
7	1:09.782	+1.233	15:18:38.730
8	1:09.077	+0.528	15:19:47.807
9	1:08.549		15:20:56.356

(55) Chrissy Rouse

1	1:14.387	+7.308	15:11:37.497
2	1:07.079		15:12:44.576

(14) Luke Buckingham

1	1:13.175		15:11:41.876
---	----------	--	--------------

(77) James Robinson

1	1:21.157		15:11:49.160
---	----------	--	--------------

Chief Timekeeper:

Clerk of Course:

Weather & Track: Bright / Dry

Results: www.sportstimingsservices.com

Printed: 11/04/2010 15:27:32





Thundersport GB - Rounds 3 and 4

Sorted on Best Lap time

BSN Thundersport GP1

Pembrey 1.456 Miles

Qualifying

10/04/2010 09:24

Practice started at 9:24:46

Pos	No.	Name	Class	Make	Model	Best Tm	In Lap	Diff	2nd Best	2nd Lap
1	71	Philip Crowe	GP1	Suzuki	1000	58.565	9		58.933	5
2	156	Dave Jackson	GP1	Honda	1000	59.076	4	0.511	59.238	5
3	1	Peter Baker	GP1	Suzuki	1000	59.119	4	0.554	59.351	11
4	7	Ross Connolly	GP1	Suzuki	1000	59.704	10	1.139	59.740	6
5	157	Angelo DeRosa	GP1	Yamaha	1000	59.807	13	1.242	59.858	10
6	99	Shaun Hennesey	GP1	Suzuki	1000	1:00.030	7	1.465	1:00.198	3
7	77	Lee Reveley	Supertwin	Ducati	1098ST	1:00.957	16	2.392	1:01.451	15
8	38	Scot Adam	Supertwin	Ducati	1098ST	1:01.455	15	2.890	1:01.673	6
9	85	Paul Shook	GP1	Kawasaki	1000	1:01.607	5	3.042	1:01.898	4
10	268	Duncan Gibson	Supertwin	Ducati	1098ST	1:01.632	6	3.067	1:01.768	11
11	121	Chris Barnes	GP1	Yamaha	600	1:01.732	8	3.167	1:01.816	10
12	12	Tony Rainford	GP1	Yamaha	1000	1:01.954	7	3.389	1:02.048	6
13	311	Gary Johnson	GP1	Suzuki	1000	1:02.581	11	4.016	1:02.748	5
14	47	Les Liney	Supertwin	Ducati	1098ST	1:03.174	10	4.609	1:04.023	5
15	83	Wayne Sutton	GP1	Suzuki	1000	1:03.361	12	4.796	1:03.433	13
16	28	Ben Broadway	Supertwin	KTM	1098ST	1:03.963	6	5.398	1:03.977	15
17	88	Andrew Bright	Supertwin	Honda	1000ST	1:06.411	18	7.846	1:06.422	13
18	51	Charlie Flett	Supertwin	Ducati	1098ST	1:15.004	3	16.439	1:15.994	2

Chief Timekeeper:

Clerk of Course:

Weather & Track: Bright / Dry

Results: www.sportstimeservices.com

Printed: 10/04/2010 09:46:18






Thundersport GB - Rounds 3 and 4

BSN Thundersport GP1

Pembrey 1.456 Miles

Race 6 (Superpole)

Race




POLE POSITION

	1	2	3	4
1	71	156	1	7
2	157	99	77	38
3	85	268	121	12
4	311	47	83	28
5	88	51		

Chief Timekeeper:
 Clerk of Course:
 Weather & Track:
 Results: www.sportstimeservices.com
 Printed: 10/04/2010 09:48:19





Thundersport GB - Rounds 3 and 4

Sorted on Laps

BSN Thundersport GP1

Pembrey 1.456 Miles

Race 6 (Superpole)

10/04/2010 14:57

Race started at 14:57:25

Pos	No.	Name	Class	Make	Model	Laps	Total Tm	Diff	Best Tm	Best Spd	In Lap
1	156	Dave Jackson	GP1	Honda	1000	18	17:54.866		58.296	89.914	3
2	1	Peter Baker	GP1	Suzuki	1000	18	18:07.487	12.621	59.327	88.351	5
3	157	Angelo DeRosa	GP1	Yamaha	1000	18	18:08.573	13.707	59.486	88.115	8
4	71	Philip Crowe	GP1	Suzuki	1000	18	18:12.940	18.074	59.321	88.360	5
5	99	Shaun Hennesey	GP1	Suzuki	1000	18	18:22.541	27.675	59.743	87.736	4
6	7	Ross Connolly	GP1	Suzuki	1000	18	18:37.310	42.444	1:00.615	86.474	9
7	121	Chris Barnes	GP1	Yamaha	600	18	18:43.787	48.921	1:01.492	85.240	5
8	85	Paul Shook	GP1	Kawasaki	1000	18	18:44.952	50.086	1:01.392	85.379	10
9	12	Tony Rainford	GP1	Yamaha	1000	18	18:45.140	50.274	1:01.341	85.450	9
10	77	Lee Reveley	Supertwin	Ducati	1098ST	18	18:55.621	1:00.755	1:01.939	84.625	16
11	311	Gary Johnson	GP1	Suzuki	1000	17	17:55.510	1 Lap	1:01.227	85.609	5
12	83	Wayne Sutton	GP1	Suzuki	1000	17	18:12.337	1 Lap	1:03.163	82.985	2
13	47	Les Liney	Supertwin	Ducati	1098ST	17	18:15.503	1 Lap	1:02.401	83.999	17
14	28	Ben Broadway	Supertwin	KTM	1098ST	17	18:25.921	1 Lap	1:03.188	82.952	12
15	51	Charlie Flett	Supertwin	Ducati	1098ST	15	18:34.912	3 Laps	1:10.704	74.134	2

Not classified (0)

88	Andrew Bright	Supertwin	Honda	1000ST	8	9:05.646	DNF	1:06.285	79.077	8
268	Duncan Gibson	Supertwin	Ducati	1098ST	2	2:11.947	DNF	1:01.882	84.703	2
38	Scot Adam	Supertwin	Ducati	1098ST	2	2:12.534	DNF	1:01.911	84.663	2

Announcements

*** No. 311 - PLEASE CHECK TRANSPONDER ***

Margin of Victory	Avg. Speed	Best Lap Tm	Best Spd	Best Lap by
12.621	87.777	58.296	89.914	156 - Dave Jackson

Chief Timekeeper:

Clerk of Course:

Weather & Track: Bright / Dry

Results: www.sportstimingservices.com





Thundersport GB - Rounds 3 and 4

Lapchart

BSN Thundersport GP1

Pembrey 1.456 Miles

Race 6 (Superpole)

10/04/2010 14:57

Race started at 14:57:25

Competitors	Laps																		
	0	1	2	3	4	5	6	7	8	9	10	11	12	13	14	15	16	17	18
Peter Baker (1)	1	1	156	156	156	156	156	156	156	156	156	156	156	156	156	156	156	156	156
Dave Jackson (156)	2	156	1	1	1	71	71	71	71	71	71	71	71	71	71	71	1	1	1
Philip Crowe (71)	3	71	7	157	71	1	1	1	1	1	1	1	1	1	1	1	71	157	157
Ross Connolly (7)	4	7	71	71	157	157	157	157	157	157	157	157	157	157	157	157	71	71	71
Angelo DeRosa (157)	5	157	157	99	99	99	99	99	99	99	99	99	99	99	99	99	99	99	99
Shaun Hennesey (99)	6	99	99	268	85	85	85	85	7	7	7	7	7	7	7	7	7	7	7
Lee Reveley (77)	7	77	268	38	121	121	121	121	85	85	85	85	85	85	85	85	121	121	121
Scot Adam (38)	8	38	38	85	12	12	7	7	121	121	121	121	121	121	121	85	85	85	85
Duncan Gibson (268)	9	268	85	7	77	7	12	12	12	12	12	12	12	12	12	12	12	12	12
Tony Rainford (12)	10	12	121	121	7	77	77	77	77	77	77	77	77	77	77	77	77	77	77
Chris Barnes (121)	11	121	12	77	83	83	83	83	83	83	83	83	83	83	83	83	83	83	83
Paul Shook (85)	12	85	77	12	47	47	47	47	47	47	47	47	47	47	47	47	47	47	47
Gary Johnson (311)	13	311	83	83	28	28	28	28	28	28	28	28	28	28	28	28	28	28	28
Les Liney (47)	14	47	47	47	88	88	88	88	88	88	311	311	311	311	311	311	311	311	311
Wayne Sutton (83)	15	83	28	28	51	51	51	51	311	311	51	51	51	51	51	51	51	51	51
Ben Broadway (28)	16	28	88	88	311	311	311	311	51	51									
Andrew Bright (88)	17	88	51	51															
Charlie Flett (51)	18	51	311	311															

Chief Timekeeper:

Clerk of Course:

Weather & Track: Bright / Dry

Results: www.sportstimingservices.com

Printed: 10/04/2010 15:23:11





Thundersport GB - Rounds 3 and 4

BSN Thundersport GP1

Pembrey 1.456 Miles

Race 6 (Superpole)

10/04/2010 14:57

Race started at 14:57:25

Lap	Lap Tm	Diff	Time of Day
(156) Dave Jackson			
1	1:05.170	+6.874	14:58:31.132
2	58.376	+0.080	14:59:29.508
3	58.296		15:00:27.804
4	58.426	+0.130	15:01:26.230
5	58.932	+0.636	15:02:25.162
6	59.031	+0.735	15:03:24.193
7	58.952	+0.656	15:04:23.145
8	59.279	+0.983	15:05:22.424
9	59.188	+0.892	15:06:21.612
10	59.088	+0.792	15:07:20.700
11	59.501	+1.205	15:08:20.201
12	1:00.468	+2.172	15:09:20.669
13	59.369	+1.073	15:10:20.038
14	59.456	+1.160	15:11:19.494
15	59.829	+1.533	15:12:19.323
16	1:00.611	+2.315	15:13:19.934
17	59.790	+1.494	15:14:19.724
18	1:00.828	+2.532	15:15:20.552

(1) Peter Baker			
1	1:07.303	+7.976	14:58:32.989
2	1:00.080	+0.753	14:59:33.069
3	1:00.043	+0.716	15:00:33.112
4	1:00.271	+0.944	15:01:33.383
5	59.327		15:02:32.710
6	1:01.172	+1.845	15:03:33.882
7	59.765	+0.438	15:04:33.647
8	59.732	+0.405	15:05:33.379
9	59.784	+0.457	15:06:33.163
10	59.713	+0.386	15:07:32.876
11	59.562	+0.235	15:08:32.438
12	59.418	+0.091	15:09:31.856
13	59.991	+0.664	15:10:31.847
14	1:00.147	+0.820	15:11:31.994
15	1:00.015	+0.688	15:12:32.009
16	1:00.678	+1.351	15:13:32.687
17	1:00.415	+1.088	15:14:33.102
18	1:00.071	+0.744	15:15:33.173

(157) Angelo DeRosa			
1	1:04.294	+4.808	14:58:33.884
2	59.534	+0.048	14:59:33.418
3	1:00.231	+0.745	15:00:33.649
4	59.939	+0.453	15:01:33.588
5	59.647	+0.161	15:02:33.235
6	1:00.825	+1.339	15:03:34.060
7	1:00.012	+0.526	15:04:34.072
8	59.486		15:05:33.558
9	59.792	+0.306	15:06:33.350
10	59.851	+0.365	15:07:33.201
11	1:00.123	+0.637	15:08:33.324
12	59.695	+0.209	15:09:33.019
13	59.499	+0.013	15:10:32.518
14	59.881	+0.395	15:11:32.399
15	1:00.560	+1.074	15:12:32.959
16	1:00.750	+1.264	15:13:33.709
17	1:00.095	+0.609	15:14:33.804
18	1:00.455	+0.969	15:15:34.259

Lap	Lap Tm	Diff	Time of Day
(71) Philip Crowe			
1	1:07.662	+8.341	14:58:33.672
2	1:00.198	+0.877	14:59:33.870
3	59.389	+0.068	15:00:33.259
4	59.509	+0.188	15:01:32.768
5	59.321		15:02:32.089
6	59.627	+0.306	15:03:31.716
7	59.680	+0.359	15:04:31.396
8	1:00.019	+0.698	15:05:31.415
9	1:00.048	+0.727	15:06:31.463
10	1:00.034	+0.713	15:07:31.497
11	1:00.558	+1.237	15:08:32.055
12	59.594	+0.273	15:09:31.649
13	1:00.075	+0.754	15:10:31.724
14	1:00.062	+0.741	15:11:31.786
15	1:00.989	+1.668	15:12:32.775
16	1:02.252	+2.931	15:13:35.027
17	1:01.111	+1.790	15:14:36.138
18	1:02.488	+3.167	15:15:38.626

(99) Shaun Hennessey			
1	1:04.080	+4.337	14:58:34.069
2	1:00.065	+0.322	14:59:34.134
3	1:00.137	+0.394	15:00:34.271
4	59.743		15:01:34.014
5	1:00.118	+0.375	15:02:34.132
6	1:00.550	+0.807	15:03:34.682
7	1:00.346	+0.603	15:04:35.028
8	1:00.275	+0.532	15:05:35.303
9	1:00.743	+1.000	15:06:36.046
10	1:01.021	+1.278	15:07:37.067
11	1:00.869	+1.126	15:08:37.936
12	1:01.746	+2.003	15:09:39.682
13	1:00.933	+1.190	15:10:40.615
14	1:01.130	+1.387	15:11:41.745
15	1:01.572	+1.829	15:12:43.317
16	1:01.011	+1.268	15:13:44.328
17	1:02.420	+2.677	15:14:46.748
18	1:01.479	+1.736	15:15:48.227

(7) Ross Connolly			
1	1:03.741	+3.126	14:58:33.202
2	1:05.439	+4.824	14:59:38.641
3	1:05.412	+4.797	15:00:44.053
4	1:01.811	+1.196	15:01:45.864
5	1:01.413	+0.798	15:02:47.277
6	1:00.688	+0.073	15:03:47.965
7	1:01.189	+0.574	15:04:49.154
8	1:01.069	+0.454	15:05:50.223
9	1:00.615		15:06:50.838
10	1:00.788	+0.173	15:07:51.626
11	1:01.061	+0.446	15:08:52.687
12	1:00.757	+0.142	15:09:53.444
13	1:01.548	+0.933	15:10:54.992
14	1:00.967	+0.352	15:11:55.959
15	1:01.284	+0.669	15:12:57.243
16	1:00.674	+0.059	15:13:57.917
17	1:01.242	+0.627	15:14:59.159
18	1:03.837	+3.222	15:16:02.996

(121) Chris Barnes			
---------------------------	--	--	--

Lap	Lap Tm	Diff	Time of Day
(85) Paul Shook			
1	1:06.125	+4.633	14:58:36.696
2	1:02.254	+0.762	14:59:38.950
3	1:02.578	+1.086	15:00:41.528
4	1:03.364	+1.872	15:01:44.892
5	1:01.492		15:02:46.384
6	1:01.571	+0.079	15:03:47.955
7	1:02.598	+1.106	15:04:50.553
8	1:01.635	+0.143	15:05:52.188
9	1:01.523	+0.031	15:06:53.711
10	1:01.506	+0.014	15:07:55.217
11	1:01.789	+0.297	15:08:57.006
12	1:02.728	+1.236	15:09:59.734
13	1:01.520	+0.028	15:11:01.254
14	1:01.827	+0.335	15:12:03.081
15	1:01.627	+0.135	15:13:04.708
16	1:01.554	+0.062	15:14:06.262
17	1:01.546	+0.054	15:15:07.808
18	1:01.665	+0.173	15:16:09.473

(12) Tony Rainford			
1	1:05.771	+4.379	14:58:36.396
2	1:02.124	+0.732	14:59:38.520
3	1:02.674	+1.282	15:00:41.194
4	1:02.705	+1.313	15:01:43.899
5	1:01.783	+0.391	15:02:45.682
6	1:01.900	+0.508	15:03:47.582
7	1:02.179	+0.787	15:04:49.761
8	1:02.143	+0.751	15:05:51.904
9	1:01.538	+0.146	15:06:53.442
10	1:01.392		15:07:54.834
11	1:01.476	+0.084	15:08:56.310
12	1:01.774	+0.382	15:09:58.084
13	1:02.360	+0.968	15:11:00.444
14	1:02.294	+0.902	15:12:02.738
15	1:02.484	+1.092	15:13:05.222
16	1:02.079	+0.687	15:14:07.301
17	1:01.698	+0.306	15:15:08.999
18	1:01.639	+0.247	15:16:10.638

(77) Lee Reveley			
1	1:06.429	+5.088	14:58:36.956
2	1:03.846	+2.505	14:59:40.802
3	1:02.448	+1.107	15:00:43.250
4	1:02.065	+0.724	15:01:45.315
5	1:02.836	+1.495	15:02:48.151
6	1:01.868	+0.527	15:03:50.019
7	1:02.058	+0.717	15:04:52.077
8	1:01.689	+0.348	15:05:53.766
9	1:01.341		15:06:55.107
10	1:01.475	+0.134	15:07:56.582
11	1:01.430	+0.089	15:08:58.012
12	1:02.124	+0.783	15:10:00.136
13	1:02.280	+0.939	15:11:02.416
14	1:01.592	+0.251	15:12:04.008
15	1:01.452	+0.111	15:13:05.460
16	1:02.051	+0.710	15:14:07.511
17	1:01.844	+0.503	15:15:09.355
18	1:01.471	+0.130	15:16:10.826

Chief Timekeeper:
Clerk of Course:
Weather & Track: Bright / Dry
Results: www.sportstimingservices.com
Printed: 10/04/2010 15:22:05





Thundersport GB - Rounds 3 and 4

BSN Thundersport GP1

Pembrey 1.456 Miles

Race 6 (Superpole)

10/04/2010 14:57

Race started at 14:57:25

Lap	Lap Tm	Diff	Time of Day
2	1:03.192	+1.253	14:59:40.587
3	1:03.195	+1.256	15:00:43.782
4	1:02.859	+0.920	15:01:46.641
5	1:02.833	+0.894	15:02:49.474
6	1:01.954	+0.015	15:03:51.428
7	1:02.025	+0.086	15:04:53.453
8	1:03.563	+1.624	15:05:57.016
9	1:01.957	+0.018	15:06:58.973
10	1:02.046	+0.107	15:08:01.019
11	1:02.589	+0.650	15:09:03.608
12	1:02.593	+0.654	15:10:06.201
13	1:02.545	+0.606	15:11:08.746
14	1:03.255	+1.316	15:12:12.001
15	1:02.768	+0.829	15:13:14.769
16	1:01.939		15:14:16.708
17	1:02.081	+0.142	15:15:18.789
18	1:02.518	+0.579	15:16:21.307

(311) Gary Johnson

1	2:07.176	+1:05.949	14:59:37.922
2	1:04.276	+3.049	15:00:42.198
3	1:02.608	+1.381	15:01:44.807
4	1:03.343	+2.116	15:02:48.150
5	1:01.227		15:03:49.377
6	1:02.579	+1.352	15:04:51.956
7	1:02.897	+1.670	15:05:54.853
8	1:02.817	+1.590	15:06:57.670
9	1:02.968	+1.741	15:08:00.638
10	1:02.854	+1.627	15:09:03.492
11	1:02.530	+1.303	15:10:06.022
12	1:02.496	+1.269	15:11:08.518
13	1:03.311	+2.084	15:12:11.829
14	1:03.460	+2.233	15:13:15.289
15	1:02.759	+1.532	15:14:18.048
16	1:03.148	+1.921	15:15:21.196

(83) Wayne Sutton

1	1:06.814	+3.651	14:58:37.900
2	1:03.163		14:59:41.063
3	1:03.681	+0.518	15:00:44.744
4	1:03.644	+0.481	15:01:48.388
5	1:03.219	+0.056	15:02:51.607
6	1:03.482	+0.319	15:03:55.089
7	1:03.306	+0.143	15:04:58.395
8	1:04.803	+1.640	15:06:03.198
9	1:04.039	+0.876	15:07:07.237
10	1:03.713	+0.550	15:08:10.950
11	1:03.548	+0.385	15:09:14.498
12	1:03.726	+0.563	15:10:18.224
13	1:03.575	+0.412	15:11:21.799
14	1:03.553	+0.390	15:12:25.352
15	1:04.122	+0.959	15:13:29.474
16	1:04.101	+0.938	15:14:33.575
17	1:04.448	+1.285	15:15:38.023

(47) Les Liney

1	1:08.206	+5.805	14:58:39.249
2	1:04.057	+1.656	14:59:43.306
3	1:04.329	+1.928	15:00:47.635
4	1:04.495	+2.094	15:01:52.130
5	1:04.267	+1.866	15:02:56.397

Lap	Lap Tm	Diff	Time of Day
6	1:04.589	+2.188	15:04:00.986
7	1:04.166	+1.765	15:05:05.152
8	1:04.190	+1.789	15:06:09.342
9	1:04.375	+1.974	15:07:13.717
10	1:05.803	+3.402	15:08:19.520
11	1:03.779	+1.378	15:09:23.299
12	1:02.735	+0.334	15:10:26.034
13	1:02.969	+0.568	15:11:29.003
14	1:02.965	+0.564	15:12:31.968
15	1:03.424	+1.023	15:13:35.392
16	1:03.396	+0.995	15:14:38.788
17	1:02.401		15:15:41.189

(28) Ben Broadway

1	1:08.643	+5.455	14:58:39.829
2	1:04.319	+1.131	14:59:44.148
3	1:04.129	+0.941	15:00:48.277
4	1:04.541	+1.353	15:01:52.818
5	1:04.088	+0.900	15:02:56.906
6	1:04.400	+1.212	15:04:01.306
7	1:04.307	+1.119	15:05:05.613
8	1:04.388	+1.200	15:06:10.001
9	1:04.555	+1.367	15:07:14.556
10	1:05.596	+2.408	15:08:20.152
11	1:03.912	+0.724	15:09:24.064
12	1:03.188		15:10:27.252
13	1:03.796	+0.608	15:11:31.048
14	1:04.839	+1.651	15:12:35.887
15	1:04.659	+1.471	15:13:40.546
16	1:06.075	+2.887	15:14:46.621
17	1:04.986	+1.798	15:15:51.607

(51) Charlie Flett

1	1:12.582	+1.878	14:58:44.750
2	1:10.704		14:59:55.454
3	1:12.581	+1.877	15:01:08.035
4	1:13.469	+2.765	15:02:21.504
5	1:14.526	+3.822	15:03:36.030
6	1:15.235	+4.531	15:04:51.265
7	1:15.180	+4.476	15:06:06.445
8	1:14.925	+4.221	15:07:21.370
9	1:15.003	+4.299	15:08:36.373
10	1:14.498	+3.794	15:09:50.871
11	1:13.530	+2.826	15:11:04.401
12	1:13.119	+2.415	15:12:17.520
13	1:15.757	+5.053	15:13:33.277
14	1:14.720	+4.016	15:14:47.997
15	1:12.601	+1.897	15:16:00.598

(88) Andrew Bright

1	1:10.660	+4.375	14:58:42.396
2	1:07.299	+1.014	14:59:49.695
3	1:07.789	+1.504	15:00:57.484
4	1:06.922	+0.637	15:02:04.406
5	1:06.809	+0.524	15:03:11.215
6	1:07.256	+0.971	15:04:18.471
7	1:06.576	+0.291	15:05:25.047
8	1:06.285		15:06:31.332

(268) Duncan Gibson

1	1:05.373	+3.491	14:58:35.751
---	----------	--------	--------------

Lap	Lap Tm	Diff	Time of Day
2	1:01.882		14:59:37.633
(38) Scot Adam			
1	1:06.102	+4.191	14:58:36.309
2	1:01.911		14:59:38.220

Chief Timekeeper:

Clerk of Course:

Weather & Track: Bright / Dry

Results: www.sportstimingservices.com

Printed: 10/04/2010 15:22:05





Thundersport GB - Rounds 3 and 4


BSN Thundersport GP1

Pembrey 1.456 Miles

Race 7 & 15

11/04/2010 13:55

Race



POLE POSITION

	1	2	3	4
1	156	1	157	71
2	7	99	77	38
3	85	268	121	12
4	311	47	83	28
5	88	51		

Chief Timekeeper:
 Clerk of Course:
 Weather & Track: Bright / Dry
 Results: www.sportstimingservices.com
 Printed: 10/04/2010 15:20:37





Thundersport GB - Rounds 3 and 4

Sorted on Laps

BSN Thundersport GP1

Pembrey 1.456 Miles

Race 7

11/04/2010 13:54

Race started at 13:54:25

Pos	No.	Name	Class	Make	Model	Laps	Total Tm	Diff	Best Tm	Best Spd	In Lap
1	156	Dave Jackson	GP1	Honda	1000	12	11:52.162		58.249	89.986	3
2	1	Peter Baker	GP1	Suzuki	1000	12	11:57.505	5.343	58.852	89.064	2
3	71	Philip Crowe	GP1	Suzuki	1000	12	12:01.607	9.445	59.190	88.555	5
4	7	Ross Connolly	GP1	Suzuki	1000	12	12:02.166	10.004	59.120	88.660	4
5	157	Angelo DeRosa	GP1	Yamaha	1000	12	12:07.533	15.371	59.477	88.128	5
6	99	Shaun Hennesey	GP1	Suzuki	1000	12	12:07.846	15.684	59.346	88.323	5
7	85	Paul Shook	GP1	Kawasaki	1000	12	12:18.964	26.802	1:00.555	86.559	4
8	77	Lee Reveley	Supertwin	Ducati	1098ST	12	12:20.255	28.093	1:00.713	86.334	5
9	12	Tony Rainford	GP1	Yamaha	1000	12	12:23.461	31.299	1:00.903	86.065	7
10	268	Duncan Gibson	Supertwin	Ducati	1098ST	12	12:25.691	33.529	1:00.583	86.519	3
11	121	Chris Barnes	GP1	Yamaha	600	12	12:28.215	36.053	1:01.030	85.886	4
12	311	Gary Johnson	GP1	Suzuki	1000	12	12:35.581	43.419	1:02.005	84.535	4
13	38	Scot Adam	Supertwin	Ducati	1098ST	12	12:35.796	43.634	1:01.789	84.831	6
14	83	Wayne Sutton	GP1	Suzuki	1000	12	12:36.286	44.124	1:02.033	84.497	9
15	47	Les Liney	Supertwin	Ducati	1098ST	12	12:54.410	1:02.248	1:03.402	82.672	2
16	28	Ben Broadway	Supertwin	KTM	1098ST	11	11:56.378	1 Lap	1:03.836	82.110	4
17	37	Vernon Masters	GP1	Kawasaki	750	11	12:18.114	1 Lap	1:05.393	80.155	10
18	51	Charlie Flett	Supertwin	Ducati	1098ST	10	12:06.075	2 Laps	1:09.328	75.606	2

Margin of Victory	Avg. Speed	Best Lap Tm	Best Spd	Best Lap by
5.343	88.321	58.249	89.986	156 - Dave Jackson

Chief Timekeeper:

Clerk of Course:

Weather & Track: Bright / Dry

Results: www.sportstimingservices.com





Thundersport GB - Rounds 3 and 4

Lapchart

BSN Thundersport GP1

Pembrey 1.456 Miles

Race 7

11/04/2010 13:54

Race started at 13:54:25

Competitors	Laps												
	0	1	2	3	4	5	6	7	8	9	10	11	12
Peter Baker (1)	1	1	156	156	156	156	156	156	156	156	156	156	156
Dave Jackson (156)	2	156	1	1	1	1	1	1	1	1	1	1	1
Angelo DeRosa (157)	3	157	157	157	157	7	7	7	7	71	71	71	71
Philip Crowe (71)	4	71	99	99	7	71	71	71	71	7	7	7	7
Ross Connolly (7)	5	7	7	7	71	157	157	157	157	157	157	157	157
Shaun Hennesey (99)	6	99	71	71	99	99	99	99	99	99	99	99	99
Lee Reveley (77)	7	77	268	85	85	85	85	85	85	85	85	85	85
Scot Adam (38)	8	38	85	77	77	77	77	77	77	77	77	77	77
Duncan Gibson (268)	9	268	77	12	268	268	268	268	12	12	12	12	12
Paul Shook (85)	10	85	12	268	12	12	12	12	268	268	268	268	268
Tony Rainford (12)	11	12	311	311	121	121	121	121	121	121	121	121	121
Chris Barnes (121)	12	121	121	121	311	311	311	311	311	311	311	38	311
Gary Johnson (311)	13	311	83	38	38	38	38	38	38	38	38	311	38
Les Liney (47)	14	47	38	83	83	83	83	83	83	83	83	83	83
Ben Broadway (28)	15	28	47	47	47	47	47	47	47	47	47	47	47
Wayne Sutton (83)	16	83	28	28	28	28	28	28	28	28	28	28	28
Vernon Masters (37)	17	37	37	37	37	37	37	37	37	37	37	37	37
Charlie Flett (51)	18	51	51	51	51	51	51	51	51	51	51	51	51

Chief Timekeeper:

Clerk of Course:

Weather & Track: Bright / Dry

Results: www.sportstimeservices.com

Printed: 11/04/2010 14:10:47





Thundersport GB - Rounds 3 and 4

BSN Thundersport GP1

Pembrey 1.456 Miles

Race 7

11/04/2010 13:54

Race started at 13:54:25

Lap	Lap Tm	Diff	Time of Day
(156) Dave Jackson			
1	1:03.809	+5.560	13:55:29.084
2	58.342	+0.093	13:56:27.426
3	58.249		13:57:25.675
4	58.354	+0.105	13:58:24.029
5	58.869	+0.620	13:59:22.898
6	59.224	+0.975	14:00:22.122
7	58.902	+0.653	14:01:21.024
8	59.304	+1.055	14:02:20.328
9	58.945	+0.696	14:03:19.273
10	58.889	+0.640	14:04:18.162
11	59.095	+0.846	14:05:17.257
12	1:00.157	+1.908	14:06:17.414
(1) Peter Baker			
1	1:04.183	+5.331	13:55:29.435
2	58.852		13:56:28.287
3	59.265	+0.413	13:57:27.552
4	58.923	+0.071	13:58:26.475
5	58.904	+0.052	13:59:25.379
6	59.540	+0.688	14:00:24.919
7	59.527	+0.675	14:01:24.446
8	59.009	+0.157	14:02:23.455
9	59.682	+0.830	14:03:23.137
10	59.529	+0.677	14:04:22.666
11	59.616	+0.764	14:05:22.282
12	1:00.475	+1.623	14:06:22.757
(71) Philip Crowe			
1	1:03.364	+4.174	13:55:31.062
2	59.934	+0.744	13:56:30.996
3	59.739	+0.549	13:57:30.735
4	59.430	+0.240	13:58:30.165
5	59.190		13:59:29.355
6	59.265	+0.075	14:00:28.620
7	59.749	+0.559	14:01:28.369
8	59.263	+0.073	14:02:27.632
9	59.341	+0.151	14:03:26.973
10	59.811	+0.621	14:04:26.784
11	59.316	+0.126	14:05:26.100
12	1:00.759	+1.569	14:06:26.859
(7) Ross Connolly			
1	1:02.703	+3.583	13:55:30.665
2	1:00.038	+0.918	13:56:30.703
3	59.867	+0.747	13:57:30.570
4	59.120		13:58:29.690
5	59.299	+0.179	13:59:28.989
6	59.363	+0.243	14:00:28.352
7	59.657	+0.537	14:01:28.009
8	59.939	+0.819	14:02:27.948
9	59.759	+0.639	14:03:27.707
10	59.724	+0.604	14:04:27.431
11	59.706	+0.586	14:05:27.137
12	1:00.281	+1.161	14:06:27.418
(157) Angelo DeRosa			
1	1:05.022	+5.545	13:55:30.338
2	1:00.117	+0.640	13:56:30.455
3	1:00.000	+0.523	13:57:30.455

Lap	Lap Tm	Diff	Time of Day
4	1:00.128	+0.651	13:58:30.583
5	59.477		13:59:30.060
6	1:00.021	+0.544	14:00:30.081
7	1:00.432	+0.955	14:01:30.513
8	59.768	+0.291	14:02:30.281
9	1:00.650	+1.173	14:03:30.931
10	1:00.580	+1.103	14:04:31.511
11	1:00.648	+1.171	14:05:32.159
12	1:00.626	+1.149	14:06:32.785
(99) Shaun Hennesey			
1	1:02.274	+2.928	13:55:30.507
2	1:00.086	+0.740	13:56:30.593
3	1:00.280	+0.934	13:57:30.873
4	1:00.170	+0.824	13:58:31.043
5	59.346		13:59:30.389
6	59.892	+0.546	14:00:30.281
7	1:00.609	+1.263	14:01:30.890
8	1:00.256	+0.910	14:02:31.146
9	1:00.011	+0.665	14:03:31.157
10	1:00.672	+1.326	14:04:31.829
11	1:00.470	+1.124	14:05:32.299
12	1:00.799	+1.453	14:06:33.098
(85) Paul Shook			
1	1:04.632	+4.077	13:55:33.331
2	1:01.223	+0.668	13:56:34.554
3	1:00.610	+0.055	13:57:35.164
4	1:00.555		13:58:35.719
5	1:01.018	+0.463	13:59:36.737
6	1:01.265	+0.710	14:00:38.002
7	1:01.007	+0.452	14:01:39.009
8	1:00.763	+0.208	14:02:39.772
9	1:00.912	+0.357	14:03:40.684
10	1:01.087	+0.532	14:04:41.771
11	1:01.065	+0.510	14:05:42.836
12	1:01.380	+0.825	14:06:44.216
(77) Lee Reveley			
1	1:05.793	+5.080	13:55:34.110
2	1:01.192	+0.479	13:56:35.302
3	1:01.098	+0.385	13:57:36.400
4	1:00.748	+0.035	13:58:37.148
5	1:00.713		13:59:37.861
6	1:00.897	+0.184	14:00:38.758
7	1:00.989	+0.276	14:01:39.747
8	1:00.822	+0.109	14:02:40.569
9	1:00.962	+0.249	14:03:41.531
10	1:01.322	+0.609	14:04:42.853
11	1:00.964	+0.251	14:05:43.817
12	1:01.690	+0.977	14:06:45.507
(12) Tony Rainford			
1	1:05.584	+4.681	13:55:34.363
2	1:01.549	+0.646	13:56:35.912
3	1:01.451	+0.548	13:57:37.363
4	1:01.266	+0.363	13:58:38.629
5	1:01.337	+0.434	13:59:39.966
6	1:01.111	+0.208	14:00:41.077
7	1:00.903		14:01:41.980
8	1:02.348	+1.445	14:02:44.328

Lap	Lap Tm	Diff	Time of Day
9	1:01.036	+0.133	14:03:45.364
10	1:01.196	+0.293	14:04:46.560
11	1:01.223	+0.320	14:05:47.783
12	1:00.930	+0.027	14:06:48.713
(268) Duncan Gibson			
1	1:04.341	+3.758	13:55:33.016
2	1:03.183	+2.600	13:56:36.199
3	1:00.583		13:57:36.782
4	1:00.736	+0.153	13:58:37.518
5	1:00.843	+0.260	13:59:38.361
6	1:01.694	+1.111	14:00:40.055
7	1:01.854	+1.271	14:01:41.909
8	1:02.483	+1.900	14:02:44.392
9	1:01.535	+0.952	14:03:45.927
10	1:01.807	+1.224	14:04:47.734
11	1:01.518	+0.935	14:05:49.252
12	1:01.691	+1.108	14:06:50.943
(121) Chris Barnes			
1	1:06.601	+5.571	13:55:35.400
2	1:02.104	+1.074	13:56:37.504
3	1:01.376	+0.346	13:57:38.880
4	1:01.030		13:58:39.910
5	1:01.450	+0.420	13:59:41.360
6	1:01.355	+0.325	14:00:42.715
7	1:02.109	+1.079	14:01:44.824
8	1:02.226	+1.196	14:02:47.050
9	1:01.843	+0.813	14:03:48.893
10	1:01.531	+0.501	14:04:50.424
11	1:01.517	+0.487	14:05:51.941
12	1:01.526	+0.496	14:06:53.467
(311) Gary Johnson			
1	1:05.783	+3.778	13:55:34.976
2	1:02.326	+0.321	13:56:37.302
3	1:02.287	+0.282	13:57:39.589
4	1:02.005		13:58:41.594
5	1:02.112	+0.107	13:59:43.706
6	1:02.301	+0.296	14:00:46.007
7	1:02.322	+0.317	14:01:48.329
8	1:02.654	+0.649	14:02:50.983
9	1:02.334	+0.329	14:03:53.317
10	1:02.866	+0.861	14:04:56.183
11	1:02.503	+0.498	14:05:58.686
12	1:02.147	+0.142	14:07:00.833
(38) Scot Adam			
1	1:07.700	+5.911	13:55:36.287
2	1:02.389	+0.600	13:56:38.676
3	1:02.083	+0.294	13:57:40.759
4	1:02.731	+0.942	13:58:43.490
5	1:02.433	+0.644	13:59:45.923
6	1:01.789		14:00:47.712
7	1:02.346	+0.557	14:01:50.058
8	1:02.114	+0.325	14:02:52.172
9	1:02.167	+0.378	14:03:54.339
10	1:02.015	+0.226	14:04:56.354
11	1:02.166	+0.377	14:05:58.520
12	1:02.528	+0.739	14:07:01.048

Chief Timekeeper:
Clerk of Course:
Weather & Track: Bright / Dry
Results: www.sportstimingservices.com
Printed: 11/04/2010 14:10:29





Thundersport GB - Rounds 3 and 4

BSN Thundersport GP1

Pembrey 1.456 Miles

Race 7

11/04/2010 13:54

Race started at 13:54:25

Lap	Lap Tm	Diff	Time of Day
(83) Wayne Sutton			
1	1:06.531	+4.498	13:55:36.087
2	1:02.843	+0.810	13:56:38.930
3	1:02.107	+0.074	13:57:41.037
4	1:02.544	+0.511	13:58:43.581
5	1:02.474	+0.441	13:59:46.055
6	1:02.043	+0.010	14:00:48.098
7	1:02.241	+0.208	14:01:50.339
8	1:02.309	+0.276	14:02:52.648
9	1:02.033		14:03:54.681
10	1:02.242	+0.209	14:04:56.923
11	1:02.386	+0.353	14:05:59.309
12	1:02.229	+0.196	14:07:01.538

(47) Les Liney			
1	1:07.679	+4.277	13:55:36.965
2	1:03.402		13:56:40.367
3	1:03.664	+0.262	13:57:44.031
4	1:03.671	+0.269	13:58:47.702
5	1:04.005	+0.603	13:59:51.707
6	1:03.610	+0.208	14:00:55.317
7	1:04.163	+0.761	14:01:59.480
8	1:04.033	+0.631	14:03:03.513
9	1:04.696	+1.294	14:04:08.209
10	1:03.470	+0.068	14:05:11.679
11	1:03.779	+0.377	14:06:15.458
12	1:04.204	+0.802	14:07:19.662

(28) Ben Broadway			
1	1:08.517	+4.681	13:55:37.910
2	1:04.051	+0.215	13:56:41.961
3	1:04.333	+0.497	13:57:46.294
4	1:03.836		13:58:50.130
5	1:04.100	+0.264	13:59:54.230
6	1:04.152	+0.316	14:00:58.382
7	1:04.487	+0.651	14:02:02.869
8	1:04.235	+0.399	14:03:07.104
9	1:04.250	+0.414	14:04:11.354
10	1:05.481	+1.645	14:05:16.835
11	1:04.795	+0.959	14:06:21.630

(37) Vernon Masters			
1	1:09.728	+4.335	13:55:40.014
2	1:06.345	+0.952	13:56:46.359
3	1:05.903	+0.510	13:57:52.262
4	1:06.033	+0.640	13:58:58.295
5	1:06.855	+1.462	14:00:05.150
6	1:06.548	+1.155	14:01:11.698
7	1:05.812	+0.419	14:02:17.510
8	1:05.730	+0.337	14:03:23.240
9	1:06.038	+0.645	14:04:29.278
10	1:05.393		14:05:34.671
11	1:08.695	+3.302	14:06:43.366

(51) Charlie Flett			
1	1:10.479	+1.151	13:55:41.093
2	1:09.328		13:56:50.421
3	1:10.403	+1.075	13:58:00.824
4	1:11.988	+2.660	13:59:12.812
5	1:11.747	+2.419	14:00:24.559
6	1:14.084	+4.756	14:01:38.643

Lap	Lap Tm	Diff	Time of Day
7	1:14.032	+4.704	14:02:52.675
8	1:12.922	+3.594	14:04:05.597
9	1:12.438	+3.110	14:05:18.035
10	1:13.292	+3.964	14:06:31.327

Lap	Lap Tm	Diff	Time of Day
-----	--------	------	-------------

Chief Timekeeper:

Clerk of Course:

Weather & Track: Bright / Dry

Results: www.sportstimingsservices.com

Printed: 11/04/2010 14:10:29





Thundersport GB - Rounds 3 and 4

Sorted on Laps

BSN Thundersport GP1

Pembrey 1.456 Miles

Race 15

11/04/2010 16:31

Race started at 16:31:35

Pos	No.	Name	Class	Make	Model	Laps	Total Tm	Diff	Best Tm	Best Spd	In Lap
1	156	Dave Jackson	GP1	Honda	1000	12	11:57.327		58.339	89.847	2
2	1	Peter Baker	GP1	Suzuki	1000	12	11:59.672	2.345	58.887	89.011	9
3	71	Philip Crowe	GP1	Suzuki	1000	12	12:02.284	4.957	59.105	88.683	9
4	99	Shaun Hennesey	GP1	Suzuki	1000	12	12:03.725	6.398	59.022	88.808	3
5	7	Ross Connolly	GP1	Suzuki	1000	12	12:04.497	7.170	59.072	88.732	3
6	85	Paul Shook	GP1	Kawasaki	1000	12	12:21.593	24.266	1:00.406	86.773	5
7	77	Lee Reveley	Supertwin	Ducati	1098ST	12	12:25.495	28.168	1:01.087	85.805	6
8	12	Tony Rainford	GP1	Yamaha	1000	12	12:25.840	28.513	1:00.748	86.284	11
9	268	Duncan Gibson	Supertwin	Ducati	1098ST	12	12:26.507	29.180	1:00.763	86.263	10
10	121	Chris Barnes	GP1	Yamaha	600	12	12:37.413	40.086	1:01.272	85.546	11
11	83	Wayne Sutton	GP1	Suzuki	1000	12	12:38.867	41.540	1:01.644	85.030	3
12	311	Gary Johnson	GP1	Suzuki	1000	12	12:42.305	44.978	1:01.679	84.982	3
13	47	Les Liney	Supertwin	Ducati	1098ST	12	12:57.064	59.737	1:02.893	83.342	3
14	28	Ben Broadway	Supertwin	KTM	1098ST	12	12:57.380	1:00.053	1:03.543	82.489	5
15	51	Charlie Flett	Supertwin	Ducati	1098ST	10	12:11.955	2 Laps	1:09.949	74.935	2

Not classified (0)

157	Angelo DeRosa	GP1	Yamaha	1000	7	7:04.903	DNF	59.366	88.293	2
38	Scot Adam	Supertwin	Ducati	1098ST	6	6:20.012	DNF	1:01.064	85.838	4

Margin of Victory	Avg. Speed	Best Lap Tm	Best Spd	Best Lap by
2.345	87.686	58.339	89.847	156 - Dave Jackson

Chief Timekeeper:

Clerk of Course:

Weather & Track: Bright / Dry

Results: www.sportstimingservices.com





Thundersport GB - Rounds 3 and 4

Lapchart

BSN Thundersport GP1

Pembrey 1.456 Miles

Race 15

11/04/2010 16:31

Race started at 16:31:35

Competitors	Laps													
	0	1	2	3	4	5	6	7	8	9	10	11	12	
Dave Jackson (156)	1	156	156	156	156	156	156	156	156	156	156	156	156	156
Peter Baker (1)	2	1	71	71	1	1	1	1	1	1	1	1	1	1
Angelo DeRosa (157)	3	157	1	1	71	157	157	157	157	71	71	71	71	71
Philip Crowe (71)	4	71	157	157	157	71	71	71	71	99	99	99	99	99
Ross Connolly (7)	5	7	99	99	99	99	99	99	99	7	7	7	7	7
Shaun Hennesey (99)	6	99	85	7	7	7	7	7	7	85	85	85	85	85
Lee Reveley (77)	7	77	7	85	85	85	85	85	85	77	77	77	77	77
Scot Adam (38)	8	38	77	77	77	77	77	77	77	268	268	268	12	12
Paul Shook (85)	9	85	268	268	268	268	268	268	268	12	12	12	268	268
Duncan Gibson (268)	10	268	38	38	38	38	38	12	12	83	83	121	121	121
Tony Rainford (12)	11	12	311	12	12	12	12	38	83	121	121	83	83	83
Gary Johnson (311)	12	311	12	83	83	83	83	83	121	311	311	311	311	311
Les Liney (47)	13	47	83	311	311	311	311	311	311	47	47	47	47	47
Ben Broadway (28)	14	28	121	121	121	121	121	121	47	28	28	28	28	28
Wayne Sutton (83)	15	83	47	47	47	47	47	47	28	51	51	51		
Chris Barnes (121)	16	121	28	28	28	28	28	28	51					
Charlie Flett (51)	17	51	51	51	51	51	51	51						

Chief Timekeeper:

Clerk of Course:

Weather & Track: Bright / Dry

Results: www.sportstimeservices.com

Printed: 11/04/2010 16:52:22





Thundersport GB - Rounds 3 and 4

BSN Thundersport GP1

Pembrey 1.456 Miles

Race 15

11/04/2010 16:31

Race started at 16:31:35

Lap	Lap Tm	Diff	Time of Day
(156) Dave Jackson			
1	1:04.922	+6.583	16:32:40.224
2	58.339		16:33:38.563
3	58.451	+0.112	16:34:37.014
4	58.420	+0.081	16:35:35.434
5	58.812	+0.473	16:36:34.246
6	58.946	+0.607	16:37:33.192
7	58.740	+0.401	16:38:31.932
8	59.341	+1.002	16:39:31.273
9	59.750	+1.411	16:40:31.023
10	59.788	+1.449	16:41:30.811
11	1:00.257	+1.918	16:42:31.068
12	1:01.561	+3.222	16:43:32.629

(1) Peter Baker			
1	1:07.270	+8.383	16:32:42.608
2	59.197	+0.310	16:33:41.805
3	59.667	+0.780	16:34:41.472
4	59.374	+0.487	16:35:40.846
5	59.161	+0.274	16:36:40.007
6	59.344	+0.457	16:37:39.351
7	59.244	+0.357	16:38:38.595
8	59.351	+0.464	16:39:37.946
9	58.887		16:40:36.833
10	59.164	+0.277	16:41:35.997
11	58.959	+0.072	16:42:34.956
12	1:00.018	+1.131	16:43:34.974

(71) Philip Crowe			
1	1:02.573	+3.468	16:32:41.665
2	59.354	+0.249	16:33:41.019
3	1:00.633	+1.528	16:34:41.652
4	59.866	+0.761	16:35:41.518
5	59.823	+0.718	16:36:41.341
6	59.360	+0.255	16:37:40.701
7	59.535	+0.430	16:38:40.236
8	59.744	+0.639	16:39:39.980
9	59.105		16:40:39.085
10	59.457	+0.352	16:41:38.542
11	59.229	+0.124	16:42:37.771
12	59.815	+0.710	16:43:37.586

(99) Shaun Hennesey			
1	1:03.578	+4.556	16:32:43.210
2	59.888	+0.866	16:33:43.098
3	59.022		16:34:42.120
4	59.611	+0.589	16:35:41.731
5	59.870	+0.848	16:36:41.601
6	59.585	+0.563	16:37:41.186
7	59.540	+0.518	16:38:40.726
8	1:00.049	+1.027	16:39:40.775
9	59.440	+0.418	16:40:40.215
10	59.600	+0.578	16:41:39.815
11	59.490	+0.468	16:42:39.305
12	59.722	+0.700	16:43:39.027

(7) Ross Connolly			
1	1:04.460	+5.388	16:32:44.007
2	1:00.129	+1.057	16:33:44.136
3	59.072		16:34:43.208

4	59.167	+0.095	16:35:42.375
5	59.483	+0.411	16:36:41.858
6	59.851	+0.779	16:37:41.709
7	59.576	+0.504	16:38:41.285
8	1:00.002	+0.930	16:39:41.287
9	59.351	+0.279	16:40:40.638
10	59.565	+0.493	16:41:40.203
11	59.548	+0.476	16:42:39.751
12	1:00.048	+0.976	16:43:39.799

(85) Paul Shook			
1	1:03.643	+3.237	16:32:43.833
2	1:01.161	+0.755	16:33:44.994
3	1:00.691	+0.285	16:34:45.685
4	1:00.652	+0.246	16:35:46.337
5	1:00.406		16:36:46.743
6	1:00.776	+0.370	16:37:47.519
7	1:01.070	+0.664	16:38:48.589
8	1:03.197	+2.791	16:39:51.786
9	1:01.422	+1.016	16:40:53.208
10	1:01.124	+0.718	16:41:54.332
11	1:01.577	+1.171	16:42:55.909
12	1:00.986	+0.580	16:43:56.895

(77) Lee Reveley			
1	1:05.328	+4.241	16:32:45.188
2	1:01.813	+0.726	16:33:47.001
3	1:01.512	+0.425	16:34:48.513
4	1:01.131	+0.044	16:35:49.644
5	1:01.234	+0.147	16:36:50.878
6	1:01.087		16:37:51.965
7	1:01.470	+0.383	16:38:53.435
8	1:01.436	+0.349	16:39:54.871
9	1:01.494	+0.407	16:40:56.365
10	1:01.409	+0.322	16:41:57.774
11	1:01.520	+0.433	16:42:59.294
12	1:01.503	+0.416	16:44:00.797

(12) Tony Rainford			
1	1:06.598	+5.850	16:32:46.910
2	1:02.174	+1.426	16:33:49.084
3	1:01.780	+1.032	16:34:50.864
4	1:01.275	+0.527	16:35:52.139
5	1:01.315	+0.567	16:36:53.454
6	1:01.515	+0.767	16:37:54.969
7	1:00.772	+0.024	16:38:55.741
8	1:01.238	+0.490	16:39:56.979
9	1:00.864	+0.116	16:40:57.843
10	1:00.861	+0.113	16:41:58.704
11	1:00.748		16:42:59.452
12	1:01.690	+0.942	16:44:01.142

(268) Duncan Gibson			
1	1:05.552	+4.789	16:32:45.811
2	1:01.986	+1.223	16:33:47.797
3	1:01.101	+0.338	16:34:48.898
4	1:01.374	+0.611	16:35:50.272
5	1:02.034	+1.271	16:36:52.306
6	1:01.546	+0.783	16:37:53.852
7	1:00.998	+0.235	16:38:54.850
8	1:01.396	+0.633	16:39:56.246

9	1:01.496	+0.733	16:40:57.742
10	1:00.763		16:41:58.505
11	1:02.021	+1.258	16:43:00.526
12	1:01.283	+0.520	16:44:01.809

(121) Chris Barnes			
1	1:05.681	+4.409	16:32:48.004
2	1:02.083	+0.811	16:33:50.087
3	1:01.582	+0.310	16:34:51.669
4	1:02.450	+1.178	16:35:54.119
5	1:02.047	+0.775	16:36:56.166
6	1:02.342	+1.070	16:37:58.508
7	1:02.837	+1.565	16:39:01.345
8	1:03.243	+1.971	16:40:04.588
9	1:02.669	+1.397	16:41:07.257
10	1:01.872	+0.600	16:42:09.129
11	1:01.272		16:43:10.401
12	1:02.314	+1.042	16:44:12.715


(83) Wayne Sutton			
1	1:06.326	+4.682	16:32:47.157
2	1:02.206	+0.562	16:33:49.363
3	1:01.644		16:34:51.007
4	1:02.176	+0.532	16:35:53.183
5	1:02.371	+0.727	16:36:55.554
6	1:02.487	+0.843	16:37:58.041
7	1:02.975	+1.331	16:39:01.016
8	1:03.329	+1.685	16:40:04.345
9	1:02.639	+0.995	16:41:06.984
10	1:02.498	+0.854	16:42:09.482
11	1:01.939	+0.295	16:43:11.421
12	1:02.748	+1.104	16:44:14.169

(311) Gary Johnson			
1	1:06.306	+4.627	16:32:46.850
2	1:02.826	+1.147	16:33:49.676
3	1:01.679		16:34:51.355
4	1:02.510	+0.831	16:35:53.865
5	1:01.915	+0.236	16:36:55.780
6	1:02.444	+0.765	16:37:58.224
7	1:03.342	+1.663	16:39:01.566
8	1:04.434	+2.755	16:40:06.000
9	1:02.437	+0.758	16:41:08.437
10	1:02.341	+0.662	16:42:10.778
11	1:03.091	+1.412	16:43:13.869
12	1:03.738	+2.059	16:44:17.607

(47) Les Liney			
1	1:08.087	+5.194	16:32:48.792
2	1:03.225	+0.332	16:33:52.017
3	1:02.893		16:34:54.910
4	1:02.934	+0.041	16:35:57.844
5	1:03.129	+0.236	16:37:00.973
6	1:03.219	+0.326	16:38:04.192
7	1:04.437	+1.544	16:39:08.629
8	1:05.091	+2.198	16:40:13.720
9	1:05.449	+2.556	16:41:19.169
10	1:04.713	+1.820	16:42:23.882
11	1:04.056	+1.163	16:43:27.938
12	1:04.428	+1.535	16:44:32.366

Chief Timekeeper:
Clerk of Course:
Weather & Track: Bright / Dry
Results: www.sportstimingsservices.com
Printed: 11/04/2010 16:51:58





Thundersport GB - Rounds 3 and 4

BSN Thundersport GP1

Pembrey 1.456 Miles

Race 15

11/04/2010 16:31

Race started at 16:31:35

Lap	Lap Tm	Diff	Time of Day
(28) Ben Broadway			
1	1:08.572	+5.029	16:32:49.376
2	1:04.197	+0.654	16:33:53.573
3	1:03.962	+0.419	16:34:57.535
4	1:03.843	+0.300	16:36:01.378
5	1:03.543		16:37:04.921
6	1:03.678	+0.135	16:38:08.599
7	1:03.885	+0.342	16:39:12.484
8	1:04.026	+0.483	16:40:16.510
9	1:04.117	+0.574	16:41:20.627
10	1:04.052	+0.509	16:42:24.679
11	1:03.948	+0.405	16:43:28.627
12	1:04.055	+0.512	16:44:32.682

(51) Charlie Flett			
1	1:11.326	+1.377	16:32:53.736
2	1:09.949		16:34:03.685
3	1:11.622	+1.673	16:35:15.307
4	1:12.644	+2.695	16:36:27.951
5	1:12.933	+2.984	16:37:40.884
6	1:13.014	+3.065	16:38:53.898
7	1:13.723	+3.774	16:40:07.621
8	1:13.252	+3.303	16:41:20.873
9	1:12.884	+2.935	16:42:33.757
10	1:13.500	+3.551	16:43:47.257

(157) Angelo DeRosa			
1	1:07.636	+8.270	16:32:43.094
2	59.366		16:33:42.460
3	59.368	+0.002	16:34:41.828
4	59.596	+0.230	16:35:41.424
5	59.601	+0.235	16:36:41.025
6	59.530	+0.164	16:37:40.555
7	59.650	+0.284	16:38:40.205

(38) Scot Adam			
1	1:06.708	+5.644	16:32:46.719
2	1:02.293	+1.229	16:33:49.012
3	1:01.564	+0.500	16:34:50.576
4	1:01.064		16:35:51.640
5	1:01.754	+0.690	16:36:53.394
6	1:01.920	+0.856	16:37:55.314

Lap Lap Tm Diff Time of Day

Lap Lap Tm Diff Time of Day

Chief Timekeeper:

Clerk of Course:

Weather & Track: Bright / Dry

Results: www.sportstimingsservices.com

Printed: 11/04/2010 16:51:58





Thundersport GB - Rounds 3 and 4

Sorted on Best Lap time

Buff Supermono & Nitro Moto 450

Pembrey 1.456 Miles

Qualifying

10/04/2010 11:06

Practice started at 11:06:50

Pos	No.	Name	Class	Make	Model	Best Tm	In Lap	Diff	2nd Best	2nd Lap
1	5	Mark Lawes	Supermono	BMW	720	1:02.090	9		1:02.488	5
2	100	Connor Tagg	Moto 450	Aprilia	450M	1:02.187	13	0.097	1:02.354	7
3	14	Will Hodgson	Moto 450	Aprilia	450M	1:02.906	11	0.816	1:03.068	6
4	25	Ben Gautrey	Moto 450	Aprilia	450M	1:02.959	9	0.869	1:03.033	11
5	23	Danny Murphy	Moto 450	Aprilia	450M	1:03.041	8	0.951	1:03.276	16
6	16	Steve Tomes	Moto 450	Yamaha	450M	1:03.262	6	1.172	1:03.280	5
7	7	Alex Hutchinson	Supermono	Honda	450	1:03.842	6	1.752	1:04.238	3
8	4	Ivan Porter	Supermono	Yamaha	660	1:03.870	8	1.780	1:03.882	7
9	8	Dave Harnett	Supermono	KTM	650	1:04.317	13	2.227	1:04.358	11
10	30	Liam Shellcock	Moto 450	Aprilia	450M	1:04.524	3	2.434	1:04.909	5
11	57	Jonathan Good	Supermono	Yamaha	686	1:04.745	11	2.655	1:05.292	7
12	29	Phil Canessa	Moto 450	Aprilia	450M	1:05.100	1	3.010		0
13	94	Phil Page	Moto 450	Aprilia	450M	1:05.373	9	3.283	1:05.481	7
14	44	Michael Burge	Supermono	Rotax	680	1:06.963	7	4.873	1:07.040	6
15	17	Aria Lane	Supermono	Honda	450	1:09.054	9	6.964	1:09.347	11
16	41	Mark Jarvis	Supermono	KTM	650	1:13.957	4	11.867	1:14.319	5
17	9	Dave Bennett	Supermono	Yamaha	720	1:20.174	9	18.084	1:21.393	7
18	88	Andrew Driver	Supermono	MZ	690		0			0
19	91	Sam Hornsey	Moto 450	Yamaha	450M		0			0
20	194	Nicky Pearce	Moto 450	Yamaha	450M		0			0

Announcements

No.8 - PLEASE CHARGE TRANSPONDER FOR RACES - LOW BATTERY

Chief Timekeeper:

Clerk of Course:

Weather & Track: Bright / Dry

Results: www.sportstimeservices.com

Printed: 10/04/2010 11:30:15






Thundersport GB - Rounds 3 and 4

Buff Supermono & Nitro Moto 450

Pembrey 1.456 Miles

Race 5 (Superpole)

Race



POLE POSITION

	1	2	3	4
1	5	100	14	25
2	23	16	7	4
3	8	30	57	29
4	94	44	17	41
5	9	88	91	194

Chief Timekeeper:

Clerk of Course:

Weather & Track: Bright / Dry

Results: www.sportstimeservices.com

Printed: 10/04/2010 11:31:08





Thundersport GB - Rounds 3 and 4

Sorted on Laps

Buff Supermono & Nitro Moto 450

Pembrey 1.456 Miles

Race 5 (Superpole)

10/04/2010 14:32

Race started at 14:32:07

Pos	No.	Name	Class	Make	Model	Laps	Total Tm	Diff	Best Tm	Best Spd	In Lap
1	5	Mark Lawes	Supermono	BMW	720	18	18:52.881		1:01.917	84.655	3
2	100	Connor Tagg	Moto 450	Aprilia	450M	18	18:56.475	3.594	1:02.224	84.238	11
3	14	Will Hodgson	Moto 450	Aprilia	450M	18	18:57.422	4.541	1:02.490	83.879	12
4	25	Ben Gautrey	Moto 450	Aprilia	450M	18	19:01.114	8.233	1:02.632	83.689	3
5	16	Steve Tomes	Moto 450	Yamaha	450M	18	19:16.641	23.760	1:03.256	82.863	5
6	4	Ivan Porter	Supermono	Yamaha	660	18	19:29.972	37.091	1:04.122	81.744	3
7	29	Phil Canessa	Moto 450	Aprilia	450M	18	19:30.757	37.876	1:03.751	82.220	11
8	57	Jonathan Good	Supermono	Yamaha	686	18	19:30.792	37.911	1:03.382	82.699	18
9	8	Dave Harnett	Supermono	KTM	650	18	19:31.868	38.987	1:03.982	81.923	18
10	30	Liam Shellcock	Moto 450	Aprilia	450M	18	19:37.313	44.432	1:04.349	81.456	7
11	44	Michael Burge	Supermono	Rotax	680	17	18:58.392	1 Lap	1:05.359	80.197	12
12	94	Phil Page	Moto 450	Aprilia	450M	17	18:58.996	1 Lap	1:05.855	79.593	15
13	17	Aria Lane	Supermono	Honda	450	17	19:18.753	1 Lap	1:05.930	79.503	12
14	41	Mark Jarvis	Supermono	KTM	650	16	19:45.701	2 Laps	1:12.188	72.610	2
15	9	Dave Bennett	Supermono	Yamaha	720	15	19:53.119	3 Laps	1:18.330	66.917	9

Not classified (0)

23	Danny Murphy	Moto 450	Aprilia	450M	12	13:22.530	DNF	1:03.479	82.572	7
7	Alex Hutchinson	Supermono	Honda	450	1	1:09.154	DNF	1:06.506	78.814	1

Announcements

No.8 - PLEASE CHARGE TRANSPONDER FOR RACE - LOW BATTERY

Margin of Victory	Avg. Speed	Best Lap Tm	Best Spd	Best Lap by
3.594	83.282	1:01.917	84.655	5 - Mark Lawes

Chief Timekeeper:

Clerk of Course:

Weather & Track: Bright / Dry

Results: www.sportstimingsservices.com





Thundersport GB - Rounds 3 and 4

Lapchart

Buff Supermono & Nitro Moto 450

Pembrey 1.456 Miles

Race 5 (Superpole)

10/04/2010 14:32

Race started at 14:32:07

Competitors	Laps																		
	0	1	2	3	4	5	6	7	8	9	10	11	12	13	14	15	16	17	18
Mark Lawes (5)	1	5	14	5	5	5	5	5	5	5	5	5	5	5	5	5	5	5	5
Connor Tagg (100)	2	100	25	14	14	14	100	100	100	100	14	14	14	14	100	14	100	100	100
Will Hodgson (14)	3	14	5	25	25	100	14	14	14	14	100	100	100	100	14	100	14	14	14
Ben Gautrey (25)	4	25	100	100	100	25	25	25	25	25	25	25	25	25	25	25	25	25	25
Steve Tomes (16)	5	16	7	23	23	23	23	23	23	23	23	16	16	16	16	16	16	16	16
Alex Hutchinson (7)	6	7	8	8	16	16	16	16	16	16	16	23	4	4	8	8	8	4	4
Danny Murphy (23)	7	23	16	16	8	8	8	8	8	8	4	4	4	8	8	4	4	4	29
Ivan Porter (4)	8	4	23	57	57	57	57	57	57	4	8	8	8	57	57	57	57	57	57
Liam Shellcock (30)	9	30	30	30	30	30	4	4	4	57	57	57	57	29	29	29	29	29	8
Dave Harnett (8)	10	8	57	4	4	4	29	29	30	30	29	30	29	30	30	30	30	30	30
Jonathan Good (57)	11	57	4	29	29	29	30	30	29	29	30	29	30	23	44	44	44	44	44
Phil Canessa (29)	12	29	29	94	94	94	94	94	94	94	94	94	94	94	94	94	94	94	94
Phil Page (94)	13	94	94	44	44	44	44	44	44	44	44	44	44	44	17	17	17	17	17
Aria Lane (17)	14	17	17	17	17	17	17	17	17	17	17	17	17	17	41	41	41	41	41
Michael Burge (44)	15	44	44	41	41	41	41	41	41	41	41	41	41	9	9	9			
Mark Jarvis (41)	16	41	41	9	9	9	9	9	9	9	9	9	9	9					
Dave Bennett (9)	17	9	9																

Chief Timekeeper:

Clerk of Course:

Weather & Track: Bright / Dry

Results: www.sportstimingservices.com

Printed: 10/04/2010 15:06:41





Thundersport GB - Rounds 3 and 4

Buff Supermono & Nitro Moto 450

Pembrey 1.456 Miles

Race 5 (Superpole)

10/04/2010 14:32

Race started at 14:32:07

Lap	Lap Tm	Diff	Time of Day
(5) Mark Lawes			
1	1:08.412	+6.495	14:33:15.798
2	1:02.623	+0.706	14:34:18.421
3	1:01.917		14:35:20.338
4	1:01.989	+0.072	14:36:22.327
5	1:02.259	+0.342	14:37:24.586
6	1:02.972	+1.055	14:38:27.558
7	1:03.520	+1.603	14:39:31.078
8	1:03.461	+1.544	14:40:34.539
9	1:02.192	+0.275	14:41:36.731
10	1:03.061	+1.144	14:42:39.792
11	1:01.978	+0.061	14:43:41.770
12	1:02.757	+0.840	14:44:44.527
13	1:02.002	+0.085	14:45:46.529
14	1:02.886	+0.969	14:46:49.415
15	1:03.330	+1.413	14:47:52.745
16	1:02.738	+0.821	14:48:55.483
17	1:02.722	+0.805	14:49:58.205
18	1:02.062	+0.145	14:51:00.267

(100) Connor Tagg			
1	1:08.649	+6.425	14:33:16.040
2	1:03.106	+0.882	14:34:19.146
3	1:02.633	+0.409	14:35:21.779
4	1:02.865	+0.641	14:36:24.644
5	1:03.343	+1.119	14:37:27.987
6	1:02.784	+0.560	14:38:30.771
7	1:02.501	+0.277	14:39:33.272
8	1:02.919	+0.695	14:40:36.191
9	1:02.469	+0.245	14:41:38.660
10	1:03.486	+1.262	14:42:42.146
11	1:02.224		14:43:44.370
12	1:02.765	+0.541	14:44:47.135
13	1:02.428	+0.204	14:45:49.563
14	1:02.656	+0.432	14:46:52.219
15	1:03.395	+1.171	14:47:55.614
16	1:02.840	+0.616	14:48:58.454
17	1:02.415	+0.191	14:50:00.869
18	1:02.992	+0.768	14:51:03.861

(14) Will Hodgson			
1	1:07.877	+5.387	14:33:15.295
2	1:03.345	+0.855	14:34:18.640
3	1:02.710	+0.220	14:35:21.350
4	1:02.860	+0.370	14:36:24.210
5	1:04.032	+1.542	14:37:28.242
6	1:02.680	+0.190	14:38:30.922
7	1:02.830	+0.340	14:39:33.752
8	1:02.653	+0.163	14:40:36.405
9	1:02.638	+0.148	14:41:39.043
10	1:02.523	+0.033	14:42:41.566
11	1:02.736	+0.246	14:43:44.302
12	1:02.490		14:44:46.792
13	1:02.640	+0.150	14:45:49.432
14	1:02.819	+0.329	14:46:52.251
15	1:02.845	+0.355	14:47:55.096
16	1:03.398	+0.908	14:48:58.494
17	1:02.532	+0.042	14:50:01.026
18	1:03.782	+1.292	14:51:04.808

Lap	Lap Tm	Diff	Time of Day
(25) Ben Gautrey			
1	1:06.013	+3.381	14:33:15.451
2	1:03.496	+0.864	14:34:18.947
3	1:02.632		14:35:21.579
4	1:03.408	+0.776	14:36:24.987
5	1:03.482	+0.850	14:37:28.469
6	1:02.885	+0.253	14:38:31.354
7	1:02.668	+0.036	14:39:34.022
8	1:02.798	+0.166	14:40:36.820
9	1:02.887	+0.255	14:41:39.707
10	1:03.080	+0.448	14:42:42.787
11	1:02.731	+0.099	14:43:45.518
12	1:03.006	+0.374	14:44:48.524
13	1:03.075	+0.443	14:45:51.599
14	1:03.652	+1.020	14:46:55.251
15	1:03.401	+0.769	14:47:58.652
16	1:03.118	+0.486	14:49:01.770
17	1:03.021	+0.389	14:50:04.791
18	1:03.709	+1.077	14:51:08.500

(16) Steve Tomes			
1	1:07.695	+4.439	14:33:17.648
2	1:04.695	+1.439	14:34:22.343
3	1:04.794	+1.538	14:35:27.137
4	1:04.057	+0.801	14:36:31.194
5	1:03.256		14:37:34.450
6	1:03.741	+0.485	14:38:38.191
7	1:03.494	+0.238	14:39:41.685
8	1:03.579	+0.323	14:40:45.264
9	1:03.869	+0.613	14:41:49.133
10	1:03.840	+0.584	14:42:52.973
11	1:03.783	+0.527	14:43:56.756
12	1:03.779	+0.523	14:45:00.535
13	1:03.547	+0.291	14:46:04.082
14	1:03.656	+0.400	14:47:07.738
15	1:03.927	+0.671	14:48:11.665
16	1:04.189	+0.933	14:49:15.854
17	1:04.053	+0.797	14:50:19.907
18	1:04.120	+0.864	14:51:24.027

(4) Ivan Porter			
1	1:08.637	+4.515	14:33:19.161
2	1:04.985	+0.863	14:34:24.146
3	1:04.122		14:35:28.268
4	1:05.158	+1.036	14:36:33.426
5	1:04.583	+0.461	14:37:38.009
6	1:04.705	+0.583	14:38:42.714
7	1:04.514	+0.392	14:39:47.228
8	1:04.694	+0.572	14:40:51.922
9	1:04.538	+0.416	14:41:56.460
10	1:04.156	+0.034	14:43:00.616
11	1:04.976	+0.854	14:44:05.592
12	1:04.206	+0.084	14:45:09.798
13	1:04.631	+0.509	14:46:14.429
14	1:04.827	+0.705	14:47:19.256
15	1:04.493	+0.371	14:48:23.749
16	1:04.711	+0.589	14:49:28.460
17	1:04.371	+0.249	14:50:32.831
18	1:04.527	+0.405	14:51:37.358

(29) Phil Canessa			
1	1:08.014	+3.665	14:33:18.552


(57) Jonathan Good			
1	1:09.755	+6.004	14:33:20.783
2	1:05.350	+1.599	14:34:26.133
3	1:04.055	+0.304	14:35:30.188
4	1:03.883	+0.132	14:36:34.071
5	1:04.554	+0.803	14:37:38.625
6	1:04.471	+0.720	14:38:43.096
7	1:05.064	+1.313	14:39:48.160
8	1:04.622	+0.871	14:40:52.782
9	1:04.636	+0.885	14:41:57.418
10	1:05.154	+1.403	14:43:02.572
11	1:03.751		14:44:06.323
12	1:04.621	+0.870	14:45:10.944
13	1:04.178	+0.427	14:46:15.122
14	1:04.453	+0.702	14:47:19.575
15	1:04.821	+1.070	14:48:24.396
16	1:04.495	+0.744	14:49:28.891
17	1:05.473	+1.722	14:50:34.364
18	1:03.779	+0.028	14:51:38.143

(8) Dave Harnett			
1	1:07.880	+4.498	14:33:18.620
2	1:04.142	+0.760	14:34:22.762
3	1:04.599	+1.217	14:35:27.361
4	1:05.574	+2.192	14:36:32.935
5	1:04.441	+1.059	14:37:37.376
6	1:04.974	+1.592	14:38:42.350
7	1:04.858	+1.476	14:39:47.208
8	1:04.987	+1.605	14:40:52.195
9	1:04.743	+1.361	14:41:56.938
10	1:04.288	+0.906	14:43:01.226
11	1:04.939	+1.557	14:44:06.165
12	1:04.214	+0.832	14:45:10.379
13	1:04.511	+1.129	14:46:14.890
14	1:04.676	+1.294	14:47:19.566
15	1:04.298	+0.916	14:48:23.864
16	1:04.697	+1.315	14:49:28.561
17	1:06.235	+2.853	14:50:34.796
18	1:03.382		14:51:38.178

(30) Liam Shellcock			
1	1:06.720	+2.738	14:33:17.372
2	1:04.720	+0.738	14:34:22.092
3	1:05.143	+1.161	14:35:27.235
4	1:05.607	+1.625	14:36:32.842
5	1:04.447	+0.465	14:37:37.289
6	1:05.007	+1.025	14:38:42.296
7	1:04.741	+0.759	14:39:47.037
8	1:04.714	+0.732	14:40:51.751
9	1:04.991	+1.009	14:41:56.742
10	1:04.388	+0.406	14:43:01.130
11	1:04.895	+0.913	14:44:06.025
12	1:04.267	+0.285	14:45:10.292
13	1:04.538	+0.556	14:46:14.830
14	1:04.404	+0.422	14:47:19.234
15	1:04.488	+0.506	14:48:23.722
16	1:04.667	+0.685	14:49:28.389
17	1:06.883	+2.901	14:50:35.272
18	1:03.982		14:51:39.254

Chief Timekeeper:
Clerk of Course:
Weather & Track: Bright / Dry
Results: www.sportstimingservices.com
Printed: 10/04/2010 15:05:51





Thundersport GB - Rounds 3 and 4

Buff Supermono & Nitro Moto 450

Pembrey 1.456 Miles

Race 5 (Superpole)

10/04/2010 14:32

Race started at 14:32:07

Lap	Lap Tm	Diff	Time of Day
2	1:04.871	+0.522	14:34:23.423
3	1:04.496	+0.147	14:35:27.919
4	1:05.326	+0.977	14:36:33.245
5	1:05.462	+1.113	14:37:38.707
6	1:04.939	+0.590	14:38:43.646
7	1:04.349		14:39:47.995
8	1:04.655	+0.306	14:40:52.650
9	1:05.029	+0.680	14:41:57.679
10	1:04.797	+0.448	14:43:02.476
11	1:04.907	+0.558	14:44:07.383
12	1:04.795	+0.446	14:45:12.178
13	1:05.305	+0.956	14:46:17.483
14	1:05.111	+0.762	14:47:22.594
15	1:05.477	+1.128	14:48:28.071
16	1:05.259	+0.910	14:49:33.330
17	1:05.785	+1.436	14:50:39.115
18	1:05.584	+1.235	14:51:44.699

(44) Michael Burge

1	1:10.929	+5.570	14:33:22.648
2	1:07.143	+1.784	14:34:29.791
3	1:05.816	+0.457	14:35:35.607
4	1:05.668	+0.309	14:36:41.275
5	1:06.254	+0.895	14:37:47.529
6	1:07.010	+1.651	14:38:54.539
7	1:07.092	+1.733	14:40:01.631
8	1:06.419	+1.060	14:41:08.050
9	1:06.511	+1.152	14:42:14.561
10	1:06.613	+1.254	14:43:21.174
11	1:07.118	+1.759	14:44:28.292
12	1:05.359		14:45:33.651
13	1:06.317	+0.958	14:46:39.968
14	1:06.095	+0.736	14:47:46.063
15	1:05.586	+0.227	14:48:51.649
16	1:06.549	+1.190	14:49:58.198
17	1:07.580	+2.221	14:51:05.778

(94) Phil Page

1	1:10.047	+4.192	14:33:21.144
2	1:06.145	+0.290	14:34:27.289
3	1:06.300	+0.445	14:35:33.589
4	1:05.868	+0.013	14:36:39.457
5	1:06.154	+0.299	14:37:45.611
6	1:06.231	+0.376	14:38:51.842
7	1:06.727	+0.872	14:39:58.569
8	1:06.106	+0.251	14:41:04.675
9	1:06.523	+0.668	14:42:11.198
10	1:07.914	+2.059	14:43:19.112
11	1:06.936	+1.081	14:44:26.048
12	1:06.516	+0.661	14:45:32.564
13	1:07.824	+1.969	14:46:40.388
14	1:06.330	+0.475	14:47:46.718
15	1:05.855		14:48:52.573
16	1:06.476	+0.621	14:49:59.049
17	1:07.333	+1.478	14:51:06.382

(17) Aria Lane

1	1:11.095	+5.165	14:33:22.518
2	1:09.049	+3.119	14:34:31.567
3	1:07.908	+1.978	14:35:39.475
4	1:09.508	+3.578	14:36:48.983

Lap	Lap Tm	Diff	Time of Day
5	1:08.179	+2.249	14:37:57.162
6	1:08.232	+2.302	14:39:05.394
7	1:07.989	+2.059	14:40:13.383
8	1:08.246	+2.316	14:41:21.629
9	1:08.835	+2.905	14:42:30.464
10	1:08.767	+2.837	14:43:39.231
11	1:07.786	+1.856	14:44:47.017
12	1:05.930		14:45:52.947
13	1:06.894	+0.964	14:46:59.841
14	1:06.238	+0.308	14:48:06.079
15	1:06.737	+0.807	14:49:12.816
16	1:06.860	+0.930	14:50:19.676
17	1:06.463	+0.533	14:51:26.139

(41) Mark Jarvis

1	1:12.721	+0.533	14:33:24.490
2	1:12.188		14:34:36.678
3	1:13.535	+1.347	14:35:50.213
4	1:14.032	+1.844	14:37:04.245
5	1:14.919	+2.731	14:38:19.164
6	1:13.206	+1.018	14:39:32.370
7	1:15.403	+3.215	14:40:47.773
8	1:16.112	+3.924	14:42:03.885
9	1:15.227	+3.039	14:43:19.112
10	1:12.732	+0.544	14:44:31.844
11	1:13.180	+0.992	14:45:45.024
12	1:15.475	+3.287	14:47:00.499
13	1:13.065	+0.877	14:48:13.564
14	1:14.294	+2.106	14:49:27.858
15	1:12.486	+0.298	14:50:40.344
16	1:12.743	+0.555	14:51:53.087

(9) Dave Bennett

1	1:21.599	+3.269	14:33:33.462
2	1:18.759	+0.429	14:34:52.221
3	1:18.804	+0.474	14:36:11.025
4	1:19.484	+1.154	14:37:30.509
5	1:19.349	+1.019	14:38:49.858
6	1:18.622	+0.292	14:40:08.480
7	1:18.689	+0.359	14:41:27.169
8	1:19.454	+1.124	14:42:46.623
9	1:18.330		14:44:04.953
10	1:19.125	+0.795	14:45:24.078
11	1:19.030	+0.700	14:46:43.108
12	1:19.057	+0.727	14:48:02.165
13	1:18.836	+0.506	14:49:21.001
14	1:19.457	+1.127	14:50:40.458
15	1:20.047	+1.717	14:52:00.505

(23) Danny Murphy

1	1:07.561	+4.082	14:33:17.669
2	1:04.317	+0.838	14:34:21.986
3	1:04.748	+1.269	14:35:26.734
4	1:03.680	+0.201	14:36:30.414
5	1:03.594	+0.115	14:37:34.008
6	1:03.943	+0.464	14:38:37.951
7	1:03.479		14:39:41.430
8	1:03.653	+0.174	14:40:45.083
9	1:03.927	+0.448	14:41:49.010
10	1:03.821	+0.342	14:42:52.831
11	1:04.490	+1.011	14:43:57.321

Lap	Lap Tm	Diff	Time of Day
12	1:32.595	+29.116	14:45:29.917
<hr/>			
(7) Alex Hutchinson			
1	1:06.506		14:33:16.540

Chief Timekeeper:

Clerk of Course:

Weather & Track: Bright / Dry

Results: www.sportstimingservices.com

Printed: 10/04/2010 15:05:51





Thundersport GB - Rounds 3 and 4


Buff Supermono & Nitro Moto 450

Pembrey 1.456 Miles

Race 5 & 13

11/04/2010 12:25

Race



POLE POSITION

	1	2	3	4
1	5	100	14	25
2	23	16	7	4
3	8	30	57	29
4	94	44	17	41
5	9	88	91	194

Chief Timekeeper:
 Clerk of Course:
 Weather & Track: Bright / Dry
 Results: www.sportstimingservices.com
 Printed: 10/04/2010 14:55:27





Thundersport GB - Rounds 3 and 4

Sorted on Laps

Buff Supermono & Nitro Moto 450

Pembrey 1.456 Miles

Race 5

11/04/2010 12:26

Race started at 12:26:54

Pos	No.	Name	Class	Make	Model	Laps	Total Tm	Diff	Best Tm	Best Spd	In Lap
1	5	Mark Lawes	Supermono	BMW	720	11	11:33.651		1:02.166	84.316	11
2	14	Will Hodgson	Moto 450	Aprilia	450M	11	11:34.815	1.164	1:01.979	84.571	10
3	100	Connor Tagg	Moto 450	Aprilia	450M	11	11:35.124	1.473	1:02.116	84.384	11
4	25	Ben Gautrey	Moto 450	Aprilia	450M	11	11:43.542	9.891	1:02.770	83.505	4
5	23	Danny Murphy	Moto 450	Aprilia	450M	11	11:47.403	13.752	1:02.498	83.868	5
6	8	Dave Harnett	Supermono	KTM	650	11	11:59.685	26.034	1:04.181	81.669	7
7	57	Jonathan Good	Supermono	Yamaha	686	11	11:59.753	26.102	1:03.569	82.455	2
8	44	Michael Burge	Supermono	Rotax	680	11	12:00.228	26.577	1:04.282	81.541	3
9	4	Ivan Porter	Supermono	Yamaha	660	11	12:01.789	28.138	1:04.280	81.543	10
10	30	Liam Shellcock	Moto 450	Aprilia	450M	11	12:03.344	29.693	1:04.719	80.990	2
11	94	Phil Page	Moto 450	Aprilia	450M	11	12:06.595	32.944	1:05.010	80.628	3
12	17	Aria Lane	Supermono	Honda	450	11	12:33.606	59.955	1:07.002	78.231	8
13	41	Mark Jarvis	Supermono	KTM	650	10	12:21.401	1 Lap	1:11.175	73.644	2
14	88	Andrew Driver	Supermono	MZ	690	10	12:30.192	1 Lap	1:12.858	71.943	2
15	9	Dave Bennett	Supermono	Yamaha	720	9	11:55.666	2 Laps	1:17.601	67.546	2

Not classified (0)

29	Phil Canessa	Moto 450	Aprilia	450M	9	9:48.545	DNF	1:03.762	82.206	2
51	Mark Hughes	Supermono	Rotax	680	8	9:12.186	DNF	1:07.128	78.084	6

Margin of Victory	Avg. Speed	Best Lap Tm	Best Spd	Best Lap by
1.164	83.122	1:01.979	84.571	14 - Will Hodgson

Chief Timekeeper:

Clerk of Course:

Weather & Track: Bright / Dry

Results: www.sportstimingservices.com





Thundersport GB - Rounds 3 and 4

Lapchart

Buff Supermono & Nitro Moto 450

Pembrey 1.456 Miles

Race 5

11/04/2010 12:26

Race started at 12:26:54

Competitors	Laps											
	0	1	2	3	4	5	6	7	8	9	10	11
Connor Tagg (100)	1	100	14	14	5	5	5	14	14	5	5	5
Mark Lawes (5)	2	5	5	5	14	14	14	5	5	14	100	14
Will Hodgson (14)	3	14	100	100	100	100	100	100	100	14	100	100
Ben Gautrey (25)	4	25	25	25	25	25	25	25	25	25	25	25
Danny Murphy (23)	5	23	8	8	23	23	23	23	23	23	23	23
Ivan Porter (4)	6	4	4	4	8	29	29	29	57	29	8	57
Liam Shellcock (30)	7	30	30	23	29	57	57	57	29	57	29	8
Dave Harnett (8)	8	8	23	30	57	8	8	8	8	8	57	44
Jonathan Good (57)	9	57	29	29	4	30	44	44	44	44	4	4
Phil Canessa (29)	10	29	94	57	30	44	30	30	4	4	4	30
Phil Page (94)	11	94	57	94	44	4	4	4	30	30	30	94
Aria Lane (17)	12	17	44	44	94	94	94	94	94	94	94	17
Michael Burge (44)	13	44	17	17	17	17	17	17	17	17	17	41
Mark Hughes (51)	14	51	51	51	51	51	51	51	51	51	41	88
Dave Bennett (9)	15	9	41	41	41	41	41	41	41	41	41	88
Mark Jarvis (41)	16	41	88	88	88	88	88	88	88	88	9	
Andrew Driver (88)	17	88	9	9	9	9	9	9	9	9	9	

Chief Timekeeper:

Clerk of Course:

Weather & Track: Bright / Dry

Results: www.sportstimingservices.com

Printed: 11/04/2010 12:41:46





Thundersport GB - Rounds 3 and 4

Buff Supermono & Nitro Moto 450

Pembrey 1.456 Miles

Race 5

11/04/2010 12:26

Race started at 12:26:54

Lap	Lap Tm	Diff	Time of Day
(5) Mark Lawes			
1	1:08.319	+6.153	12:28:02.410
2	1:02.637	+0.471	12:29:05.047
3	1:02.580	+0.414	12:30:07.627
4	1:02.362	+0.196	12:31:09.989
5	1:02.821	+0.655	12:32:12.810
6	1:02.938	+0.772	12:33:15.748
7	1:02.202	+0.036	12:34:17.950
8	1:02.541	+0.375	12:35:20.491
9	1:02.506	+0.340	12:36:22.997
10	1:02.557	+0.391	12:37:25.554
11	1:02.166		12:38:27.720

(14) Will Hodgson			
1	1:07.994	+6.015	12:28:02.205
2	1:02.796	+0.817	12:29:05.001
3	1:03.339	+1.360	12:30:08.340
4	1:02.516	+0.537	12:31:10.856
5	1:02.326	+0.347	12:32:13.182
6	1:02.314	+0.335	12:33:15.496
7	1:02.230	+0.251	12:34:17.726
8	1:04.143	+2.164	12:35:21.869
9	1:02.815	+0.836	12:36:24.684
10	1:01.979		12:37:26.663
11	1:02.221	+0.242	12:38:28.884

(100) Connor Tagg			
1	1:08.738	+6.622	12:28:02.807
2	1:02.870	+0.754	12:29:05.677
3	1:02.907	+0.791	12:30:08.584
4	1:02.374	+0.258	12:31:10.958
5	1:02.335	+0.219	12:32:13.293
6	1:02.591	+0.475	12:33:15.884
7	1:03.102	+0.986	12:34:18.986
8	1:03.045	+0.929	12:35:22.031
9	1:02.615	+0.499	12:36:24.646
10	1:02.431	+0.315	12:37:27.077
11	1:02.116		12:38:29.193

(25) Ben Gautrey			
1	1:07.428	+4.658	12:28:03.556
2	1:03.762	+0.992	12:29:07.318
3	1:03.307	+0.537	12:30:10.625
4	1:02.770		12:31:13.395
5	1:03.234	+0.464	12:32:16.629
6	1:03.398	+0.628	12:33:20.027
7	1:03.450	+0.680	12:34:23.477
8	1:03.526	+0.756	12:35:27.003
9	1:03.474	+0.704	12:36:30.477
10	1:03.377	+0.607	12:37:33.854
11	1:03.757	+0.987	12:38:37.611

(23) Danny Murphy			
1	1:08.636	+6.138	12:28:05.354
2	1:04.343	+1.845	12:29:09.697
3	1:03.921	+1.423	12:30:13.618
4	1:02.716	+0.218	12:31:16.334
5	1:02.498		12:32:18.832
6	1:03.109	+0.611	12:33:21.941
7	1:03.028	+0.530	12:34:24.969

Lap	Lap Tm	Diff	Time of Day
8	1:03.375	+0.877	12:35:28.344
9	1:03.275	+0.777	12:36:31.619
10	1:03.994	+1.496	12:37:35.613
11	1:05.859	+3.361	12:38:41.472

(8) Dave Harnett			
1	1:07.473	+3.292	12:28:04.771
2	1:04.540	+0.359	12:29:09.311
3	1:05.307	+1.126	12:30:14.618
4	1:05.123	+0.942	12:31:19.741
5	1:04.313	+0.132	12:32:24.054
6	1:04.511	+0.330	12:33:28.565
7	1:04.181		12:34:32.746
8	1:04.347	+0.166	12:35:37.093
9	1:05.399	+1.218	12:36:42.492
10	1:05.608	+1.427	12:37:48.100
11	1:05.654	+1.473	12:38:53.754

(57) Jonathan Good			
1	1:09.234	+5.665	12:28:06.639
2	1:03.569		12:29:10.208
3	1:04.675	+1.106	12:30:14.883
4	1:04.744	+1.175	12:31:19.627
5	1:03.887	+0.318	12:32:23.514
6	1:04.369	+0.800	12:33:27.883
7	1:03.858	+0.289	12:34:31.741
8	1:05.323	+1.754	12:35:37.064
9	1:05.674	+2.105	12:36:42.738
10	1:04.822	+1.253	12:37:47.560
11	1:06.262	+2.693	12:38:53.822

(44) Michael Burge			
1	1:08.641	+4.359	12:28:06.713
2	1:05.255	+0.973	12:29:11.968
3	1:04.282		12:30:16.250
4	1:04.781	+0.499	12:31:21.031
5	1:04.748	+0.466	12:32:25.779
6	1:05.382	+1.100	12:33:31.161
7	1:04.725	+0.443	12:34:35.886
8	1:04.485	+0.203	12:35:40.371
9	1:04.876	+0.594	12:36:45.247
10	1:04.639	+0.357	12:37:49.886
11	1:04.411	+0.129	12:38:54.297

(4) Ivan Porter			
1	1:07.971	+3.691	12:28:05.011
2	1:04.524	+0.244	12:29:09.535
3	1:05.451	+1.171	12:30:14.986
4	1:06.882	+2.602	12:31:21.868
5	1:04.945	+0.665	12:32:26.813
6	1:05.164	+0.884	12:33:31.977
7	1:04.491	+0.211	12:34:36.468
8	1:04.366	+0.086	12:35:40.834
9	1:05.196	+0.916	12:36:46.030
10	1:04.280		12:37:50.310
11	1:05.548	+1.268	12:38:55.858

(30) Liam Shellcock			
1	1:08.024	+3.305	12:28:05.263
2	1:04.719		12:29:09.982
3	1:05.386	+0.667	12:30:15.368

Lap	Lap Tm	Diff	Time of Day
4	1:05.618	+0.899	12:31:20.986
5	1:05.052	+0.333	12:32:26.038
6	1:05.711	+0.992	12:33:31.749
7	1:05.114	+0.395	12:34:36.863
8	1:05.421	+0.702	12:35:42.284
9	1:04.975	+0.256	12:36:47.259
10	1:04.931	+0.212	12:37:52.190
11	1:05.223	+0.504	12:38:57.413

(94) Phil Page			
1	1:08.775	+3.765	12:28:06.558
2	1:05.221	+0.211	12:29:11.779
3	1:05.010		12:30:16.789
4	1:05.421	+0.411	12:31:22.210
5	1:05.424	+0.414	12:32:27.634
6	1:05.061	+0.051	12:33:32.695
7	1:05.287	+0.277	12:34:37.982
8	1:05.336	+0.326	12:35:43.318
9	1:05.969	+0.959	12:36:49.287
10	1:05.534	+0.524	12:37:54.821
11	1:05.843	+0.833	12:39:00.664

(17) Aria Lane			
1	1:12.025	+5.023	12:28:10.074
2	1:07.978	+0.976	12:29:18.052
3	1:07.514	+0.512	12:30:25.566
4	1:07.446	+0.444	12:31:33.012
5	1:07.575	+0.573	12:32:40.587
6	1:07.435	+0.433	12:33:48.022
7	1:07.943	+0.941	12:34:55.965
8	1:07.002		12:36:02.967
9	1:07.167	+0.165	12:37:10.134
10	1:09.853	+2.851	12:38:19.987
11	1:07.688	+0.686	12:39:27.675

(41) Mark Jarvis			
1	1:15.306	+4.131	12:28:13.717
2	1:11.175		12:29:24.892
3	1:13.555	+2.380	12:30:38.447
4	1:14.339	+3.164	12:31:52.786
5	1:15.135	+3.960	12:33:07.921
6	1:13.814	+2.639	12:34:21.735
7	1:14.574	+3.399	12:35:36.309
8	1:12.966	+1.791	12:36:49.275
9	1:12.976	+1.801	12:38:02.251
10	1:13.219	+2.044	12:39:15.470

(88) Andrew Driver			
1	1:15.241	+2.383	12:28:13.827
2	1:12.858		12:29:26.685
3	1:13.399	+0.541	12:30:40.084
4	1:13.513	+0.655	12:31:53.597
5	1:15.403	+2.545	12:33:09.000
6	1:13.506	+0.648	12:34:22.506
7	1:14.610	+1.752	12:35:37.116
8	1:15.458	+2.600	12:36:52.574
9	1:15.516	+2.658	12:38:08.090
10	1:16.171	+3.313	12:39:24.261

(9) Dave Bennett			
1	1:20.204	+2.603	12:28:18.578

Chief Timekeeper:

Clerk of Course:

Weather & Track: Bright / Dry

Results: www.sportstimingsservices.com

Printed: 11/04/2010 12:41:09





Thundersport GB - Rounds 3 and 4

Buff Supermono & Nitro Moto 450

Pembrey 1.456 Miles

Race 5

11/04/2010 12:26

Race started at 12:26:54

Lap	Lap Tm	Diff	Time of Day
2	1:17.601		12:29:36.179
3	1:17.755	+0.154	12:30:53.934
4	1:18.830	+1.229	12:32:12.764
5	1:19.656	+2.055	12:33:32.420
6	1:18.419	+0.818	12:34:50.839
7	1:18.545	+0.944	12:36:09.384
8	1:19.877	+2.276	12:37:29.261
9	1:20.474	+2.873	12:38:49.735

(29) Phil Canessa

1	1:08.821	+5.059	12:28:06.342
2	1:03.762		12:29:10.104
3	1:04.673	+0.911	12:30:14.777
4	1:04.296	+0.534	12:31:19.073
5	1:04.408	+0.646	12:32:23.481
6	1:04.353	+0.591	12:33:27.834
7	1:04.461	+0.699	12:34:32.295
8	1:04.636	+0.874	12:35:36.931
9	1:05.683	+1.921	12:36:42.614

(51) Mark Hughes

1	1:12.450	+5.322	12:28:10.802
2	1:07.907	+0.779	12:29:18.709
3	1:07.184	+0.056	12:30:25.893
4	1:07.488	+0.360	12:31:33.381
5	1:07.806	+0.678	12:32:41.187
6	1:07.128		12:33:48.315
7	1:08.340	+1.212	12:34:56.655
8	1:09.600	+2.472	12:36:06.255

Lap	Lap Tm	Diff	Time of Day
-----	--------	------	-------------

Lap	Lap Tm	Diff	Time of Day
-----	--------	------	-------------

Chief Timekeeper:

Clerk of Course:

Weather & Track: Bright / Dry

Results: www.sportstimingsservices.com

Printed: 11/04/2010 12:41:09





Thundersport GB - Rounds 3 and 4

Sorted on Laps

Buff Supermono & Nitro Moto 450

Pembrey 1.456 Miles

Race 13

11/04/2010 15:50

Race started at 15:50:33

Pos	No.	Name	Class	Make	Model	Laps	Total Tm	Diff	Best Tm	Best Spd	In Lap
1	5	Mark Lawes	Supermono	BMW	720	12	12:28.744		1:01.546	85.166	3
2	100	Connor Tagg	Moto 450	Aprilia	450M	12	12:30.741	1.997	1:01.842	84.758	11
3	14	Will Hodgson	Moto 450	Aprilia	450M	12	12:33.045	4.301	1:02.126	84.370	4
4	25	Ben Gautrey	Moto 450	Aprilia	450M	12	12:33.113	4.369	1:01.991	84.554	9
5	23	Danny Murphy	Moto 450	Aprilia	450M	12	12:35.924	7.180	1:01.709	84.941	3
6	29	Phil Canessa	Moto 450	Aprilia	450M	12	13:01.874	33.130	1:03.419	82.650	5
7	57	Jonathan Good	Supermono	Yamaha	686	12	13:03.224	34.480	1:04.121	81.745	3
8	4	Ivan Porter	Supermono	Yamaha	660	12	13:03.235	34.491	1:03.752	82.219	8
9	30	Liam Shellcock	Moto 450	Aprilia	450M	12	13:03.745	35.001	1:03.998	81.903	5
10	44	Michael Burge	Supermono	Rotax	680	12	13:04.963	36.219	1:03.735	82.241	10
11	17	Aria Lane	Supermono	Honda	450	12	13:25.419	56.675	1:06.099	79.299	9
12	41	Mark Jarvis	Supermono	KTM	650	11	13:32.088	1 Lap	1:12.292	72.506	2
13	88	Andrew Driver	Supermono	MZ	690	10	12:35.057	2 Laps	1:13.802	71.022	4
14	9	Dave Bennett	Supermono	Yamaha	720	10	13:19.105	2 Laps	1:18.060	67.148	6

Not classified (0)

8	Dave Harnett	Supermono	KTM	650	11	11:59.722	DNF	1:04.059	81.825	10
94	Phil Page	Moto 450	Aprilia	450M	7	7:43.941	DNF	1:04.477	81.294	7

Margin of Victory	Avg. Speed	Best Lap Tm	Best Spd	Best Lap by
1.997	84.006	1:01.546	85.166	5 - Mark Lawes

Chief Timekeeper:

Clerk of Course:

Weather & Track: Bright / Dry

Results: www.sportstimingservices.com





Thundersport GB - Rounds 3 and 4

Lapchart

Buff Supermono & Nitro Moto 450

Pembrey 1.456 Miles

Race 13

11/04/2010 15:50

Race started at 15:50:33

Competitors	Laps													
	0	1	2	3	4	5	6	7	8	9	10	11	12	
Will Hodgson (14)	1	14	14	5	5	5	5	5	5	5	5	5	5	5
Mark Lawes (5)	2	5	5	14	14	14	23	100	100	100	100	100	100	100
Connor Tagg (100)	3	100	100	100	100	23	14	14	23	14	14	14	14	14
Ben Gautrey (25)	4	25	25	25	23	100	100	23	14	23	25	25	25	25
Danny Murphy (23)	5	23	23	23	25	25	25	25	25	25	23	23	23	23
Ivan Porter (4)	6	4	4	8	57	57	57	29	29	57	29	57	29	29
Jonathan Good (57)	7	57	8	30	30	30	29	57	57	29	57	29	57	57
Liam Shellcock (30)	8	30	30	57	8	29	30	30	30	30	4	4	4	4
Dave Harnett (8)	9	8	57	44	29	8	8	4	4	4	4	30	30	30
Phil Canessa (29)	10	29	29	29	44	44	4	44	8	8	8	8	8	44
Phil Page (94)	11	94	44	94	94	4	44	8	44	44	44	44	44	17
Aria Lane (17)	12	17	17	4	4	94	94	94	94	17	17	17	17	17
Michael Burge (44)	13	44	94	17	17	17	17	17	17	41	41	41	41	41
Mark Jarvis (41)	14	41	41	41	41	41	41	41	41	88	88	88	88	88
Dave Bennett (9)	15	9	88	88	88	88	88	88	88	9	9	9	9	9
Andrew Driver (88)	16	88	9	9	9	9	9	9	9					

Chief Timekeeper:
 Clerk of Course:
 Weather & Track: Bright / Dry
 Results: www.sportstimingservices.com
 Printed: 11/04/2010 16:06:45





Thundersport GB - Rounds 3 and 4

Buff Supermono & Nitro Moto 450

Pembrey 1.456 Miles

Race 13

11/04/2010 15:50

Race started at 15:50:33

Lap	Lap Tm	Diff	Time of Day
(5) Mark Lawes			
1	1:07.326	+5.780	15:51:40.886
2	1:01.994	+0.448	15:52:42.880
3	1:01.546		15:53:44.426
4	1:01.817	+0.271	15:54:46.243
5	1:01.783	+0.237	15:55:48.026
6	1:02.198	+0.652	15:56:50.224
7	1:02.194	+0.648	15:57:52.418
8	1:02.419	+0.873	15:58:54.837
9	1:01.648	+0.102	15:59:56.485
10	1:02.306	+0.760	16:00:58.791
11	1:01.686	+0.140	16:02:00.477
12	1:01.775	+0.229	16:03:02.252

(100) Connor Tagg			
1	1:07.656	+5.814	15:51:41.224
2	1:02.074	+0.232	15:52:43.298
3	1:02.109	+0.267	15:53:45.407
4	1:02.514	+0.672	15:54:47.921
5	1:02.081	+0.239	15:55:50.002
6	1:02.246	+0.404	15:56:52.248
7	1:02.141	+0.299	15:57:54.389
8	1:01.894	+0.052	15:58:56.283
9	1:01.848	+0.006	15:59:58.131
10	1:02.094	+0.252	16:01:00.225
11	1:01.842		16:02:02.067
12	1:02.182	+0.340	16:03:04.249

(14) Will Hodgson			
1	1:07.201	+5.075	15:51:40.709
2	1:02.250	+0.124	15:52:42.959
3	1:02.258	+0.132	15:53:45.217
4	1:02.126		15:54:47.343
5	1:02.514	+0.388	15:55:49.857
6	1:02.794	+0.668	15:56:52.651
7	1:02.430	+0.304	15:57:55.081
8	1:02.424	+0.298	15:58:57.505
9	1:02.207	+0.081	15:59:59.712
10	1:02.208	+0.082	16:01:01.920
11	1:02.421	+0.295	16:02:04.341
12	1:02.212	+0.086	16:03:06.553

(25) Ben Gautrey			
1	1:06.278	+4.287	15:51:41.823
2	1:02.098	+0.107	15:52:43.921
3	1:02.477	+0.486	15:53:46.398
4	1:01.996	+0.005	15:54:48.394
5	1:02.989	+0.998	15:55:51.383
6	1:02.063	+0.072	15:56:53.446
7	1:02.177	+0.186	15:57:55.623
8	1:02.179	+0.188	15:58:57.802
9	1:01.991		15:59:59.793
10	1:02.499	+0.508	16:01:02.292
11	1:02.130	+0.139	16:02:04.422
12	1:02.199	+0.208	16:03:06.621

(23) Danny Murphy			
1	1:06.281	+4.572	15:51:42.263
2	1:01.914	+0.205	15:52:44.177
3	1:01.709		15:53:45.886

4	1:01.769	+0.060	15:54:47.655
5	1:01.860	+0.151	15:55:49.515
6	1:03.229	+1.520	15:56:52.744
7	1:02.087	+0.378	15:57:54.831
8	1:02.798	+1.089	15:58:57.629
9	1:02.498	+0.789	16:00:00.127
10	1:02.409	+0.700	16:01:02.536
11	1:03.035	+1.326	16:02:05.571
12	1:03.861	+2.152	16:03:09.432

(29) Phil Canessa			
1	1:09.027	+5.608	15:51:45.869
2	1:04.992	+1.573	15:52:50.861
3	1:05.156	+1.737	15:53:56.017
4	1:04.108	+0.689	15:55:00.125
5	1:03.419		15:56:03.544
6	1:04.463	+1.044	15:57:08.007
7	1:04.554	+1.135	15:58:12.561
8	1:05.092	+1.673	15:59:17.653
9	1:04.565	+1.146	16:00:22.218
10	1:04.575	+1.156	16:01:26.793
11	1:04.718	+1.299	16:02:31.511
12	1:03.871	+0.452	16:03:35.382

(57) Jonathan Good			
1	1:08.993	+4.872	15:51:45.499
2	1:04.984	+0.863	15:52:50.483
3	1:04.121		15:53:54.604
4	1:04.317	+0.196	15:54:58.921
5	1:04.351	+0.230	15:56:03.272
6	1:04.931	+0.810	15:57:08.203
7	1:04.467	+0.346	15:58:12.670
8	1:04.770	+0.649	15:59:17.440
9	1:04.790	+0.669	16:00:22.230
10	1:04.433	+0.312	16:01:26.663
11	1:05.205	+1.084	16:02:31.868
12	1:04.864	+0.743	16:03:36.732

(4) Ivan Porter			
1	1:07.415	+3.663	15:51:43.865
2	1:09.129	+5.377	15:52:52.994
3	1:04.738	+0.986	15:53:57.732
4	1:04.478	+0.726	15:55:02.210
5	1:04.057	+0.305	15:56:06.267
6	1:04.757	+1.005	15:57:11.024
7	1:03.916	+0.164	15:58:14.940
8	1:03.752		15:59:18.692
9	1:04.353	+0.601	16:00:23.045
10	1:03.939	+0.187	16:01:26.984
11	1:04.918	+1.166	16:02:31.902
12	1:04.841	+1.089	16:03:36.743

(30) Liam Shellcock			
1	1:08.730	+4.732	15:51:45.263
2	1:05.079	+1.081	15:52:50.342
3	1:05.014	+1.016	15:53:55.356
4	1:04.705	+0.707	15:55:00.061
5	1:03.998		15:56:04.059
6	1:04.572	+0.574	15:57:08.631
7	1:04.681	+0.683	15:58:13.312
8	1:04.563	+0.565	15:59:17.875

9	1:05.112	+1.114	16:00:22.987
10	1:04.835	+0.837	16:01:27.822
11	1:04.874	+0.876	16:02:32.696
12	1:04.557	+0.559	16:03:37.253

(44) Michael Burge			
1	1:08.657	+4.922	15:51:46.094
2	1:04.640	+0.905	15:52:50.734
3	1:05.478	+1.743	15:53:56.212
4	1:05.154	+1.419	15:55:01.366
5	1:05.005	+1.270	15:56:06.371
6	1:05.190	+1.455	15:57:11.561
7	1:04.624	+0.889	15:58:16.185
8	1:04.755	+1.020	15:59:20.940
9	1:04.310	+0.575	16:00:25.250
10	1:03.735		16:01:28.985
11	1:04.663	+0.928	16:02:33.648
12	1:04.823	+1.088	16:03:38.471

(17) Aria Lane			
1	1:09.055	+2.956	15:51:46.333
2	1:06.682	+0.583	15:52:53.015
3	1:06.552	+0.453	15:53:59.567
4	1:06.467	+0.368	15:55:06.034
5	1:06.734	+0.635	15:56:12.768
6	1:06.467	+0.368	15:57:19.235
7	1:07.063	+0.964	15:58:26.298
8	1:06.841	+0.742	15:59:33.139
9	1:06.099		16:00:39.238
10	1:06.727	+0.628	16:01:45.965
11	1:06.107	+0.008	16:02:52.072
12	1:06.855	+0.756	16:03:58.927

(41) Mark Jarvis			
1	1:13.880	+1.588	15:51:51.522
2	1:12.292		15:53:03.814
3	1:13.178	+0.886	15:54:16.992
4	1:13.360	+1.068	15:55:30.352
5	1:13.383	+1.091	15:56:43.735
6	1:14.077	+1.785	15:57:57.812
7	1:14.685	+2.393	15:59:12.497
8	1:12.663	+0.371	16:00:25.160
9	1:13.281	+0.989	16:01:38.441
10	1:14.230	+1.938	16:02:52.671
11	1:12.925	+0.633	16:04:05.596

(88) Andrew Driver			
1	1:16.704	+2.902	15:51:54.649
2	1:14.735	+0.933	15:53:09.384
3	1:14.846	+1.044	15:54:24.230
4	1:13.802		15:55:38.032
5	1:13.891	+0.089	15:56:51.923
6	1:14.912	+1.110	15:58:06.835
7	1:15.555	+1.753	15:59:22.390
8	1:14.455	+0.653	16:00:36.845
9	1:14.907	+1.105	16:01:51.752
10	1:16.813	+3.011	16:03:08.565

(9) Dave Bennett			
1	1:22.119	+4.059	15:51:59.837
2	1:19.755	+1.695	15:53:19.592

Chief Timekeeper:
 Clerk of Course:
 Weather & Track: Bright / Dry
 Results: www.sportstimingservices.com
 Printed: 11/04/2010 16:06:20





Thundersport GB - Rounds 3 and 4

Buff Supermono & Nitro Moto 450

Pembrey 1.456 Miles

Race 13

11/04/2010 15:50

Race started at 15:50:33

Lap	Lap Tm	Diff	Time of Day
3	1:19.278	+1.218	15:54:38.870
4	1:19.225	+1.165	15:55:58.095
5	1:18.893	+0.833	15:57:16.988
6	1:18.060		15:58:35.048
7	1:18.466	+0.406	15:59:53.514
8	1:20.301	+2.241	16:01:13.815
9	1:20.043	+1.983	16:02:33.858
10	1:18.755	+0.695	16:03:52.613

(8) Dave Harnett

1	1:07.840	+3.781	15:51:44.596
2	1:05.582	+1.523	15:52:50.178
3	1:05.646	+1.587	15:53:55.824
4	1:05.393	+1.334	15:55:01.217
5	1:04.945	+0.886	15:56:06.162
6	1:05.547	+1.488	15:57:11.709
7	1:04.130	+0.071	15:58:15.839
8	1:04.142	+0.083	15:59:19.981
9	1:04.180	+0.121	16:00:24.161
10	1:04.059		16:01:28.220
11	1:05.010	+0.951	16:02:33.230

(94) Phil Page

1	1:09.398	+4.921	15:51:46.412
2	1:06.191	+1.714	15:52:52.603
3	1:04.930	+0.453	15:53:57.533
4	1:05.305	+0.828	15:55:02.838
5	1:04.676	+0.199	15:56:07.514
6	1:05.458	+0.981	15:57:12.972
7	1:04.477		15:58:17.449

Lap	Lap Tm	Diff	Time of Day
-----	--------	------	-------------

Lap	Lap Tm	Diff	Time of Day
-----	--------	------	-------------

Chief Timekeeper:

Clerk of Course:

Weather & Track: Bright / Dry

Results: www.sportstimingsservices.com

Printed: 11/04/2010 16:06:20





Thundersport GB - Rounds 3 and 4

Sorted on Best Lap time

Eastern Airways UK F1 Sidecars

Pembrey 1.456 Miles

Qualifying

10/04/2010 11:56

Practice started at 11:56:45

Pos	No.	Name	Class	Make	Model	Best Tm	In Lap	Diff	2nd Best	2nd Lap
1	77	Reeves / Cluze	F1 Sidecars	Suzuki	LCR	59.571	11		1:00.307	8
2	1	Birchall / Birchall	F1 Sidecars	Yamaha	LCR	59.813	6	0.242	1:00.094	7
3	15	Schofield / Thomas	F1 Sidecars	Suzuki	LCR	59.822	10	0.251	1:00.339	5
4	3	James / Morgan	F1 Sidecars	Suzuki	LCR	1:00.045	13	0.474	1:00.385	3
5	60	Holland / Watson	F1 Sidecars	Suzuki	LCR	1:00.231	11	0.660	1:01.084	7
6	5	Edwards / Winn	F1 Sidecars	Suzuki	LCR	1:00.409	12	0.838	1:00.527	11
7	16	Peach / Richardson	F1 Sidecars	Suzuki	LCR	1:00.435	4	0.864	1:00.768	6
8	72	Lawrie / Connell	F1 Sidecars	Suzuki	LCR	1:00.571	7	1.000	1:01.308	6
9	75	Peddar / Steadman	F1 Sidecars	Suzuki	LCR	1:00.605	7	1.034	1:00.610	13
10	74	Bygrave / Charlwood	F1 Sidecars	Suzuki	LCR	1:00.886	12	1.315	1:01.368	10
11	26	Shand / Edwards	F1 Sidecars	Suzuki	LCR	1:00.934	12	1.363	1:01.102	13
12	90	Clarke / Graham	F1 Sidecars	Suzuki	LCR	1:01.004	6	1.433	1:01.322	12
13	69	Lambert / Schofield	F1 Sidecars	Suzuki	LCR	1:01.036	12	1.465	1:01.191	11
14	8	Bell / Hawes	F1 Sidecars	Suzuki	LCR	1:01.234	9	1.663	1:01.670	16
15	49	Lovelock / Howard	F1 Sidecars	Suzuki	LCR	1:01.280	7	1.709	1:01.318	11
16	48	Knapton / Belsey	F1 Sidecars	Suzuki	Baker	1:01.402	15	1.831	1:02.063	8
17	73	Chaplow / Evanson	F1 Sidecars	Suzuki	LCR	1:01.451	8	1.880	1:01.965	4
18	11	Gilbert / Allum	F1 Sidecars	Suzuki	LCR	1:01.609	10	2.038	1:01.891	9
19	4	Pottinger / Pottinger	F1 Sidecars	Yamaha	Windle	1:01.984	8	2.413	1:02.031	4
20	2	Parkinson / Tritton	F1 Sidecars	Suzuki	LCR	1:02.328	5	2.757	1:02.343	4
21	19	Guy / MacBride	F1 Sidecars	Suzuki	LCR	1:02.432	5	2.861	1:03.197	4
22	44	Body / Barrett	F1 Sidecars	Suzuki	LCR	1:02.589	2	3.018	1:02.664	11
23	170	Drowne / Swift	F1 Sidecars	Suzuki	LCR	1:02.758	10	3.187	1:03.374	9
24	22	Wrinn / Clark	F1 Sidecars	Suzuki	TWR	1:02.887	5	3.316	1:02.990	4
25	10	Robinson / Farmer	F1 Sidecars	Suzuki	LCR	1:04.367	8	4.796	1:04.883	7
26	117	Richardson / Two	F1 Sidecars	Yamaha	LCR	1:05.838	9	6.267	1:06.305	8
27	88	Nicol / Pryde	F1 Sidecars	Suzuki	LCR	1:05.864	4	6.293	1:06.710	3
28	62	Sloane / Sloane	F1 Sidecars	Suzuki	LCR	1:06.009	9	6.438	1:06.915	11
29	91	Larder / English	F1 Sidecars	Yamaha	Windle	1:08.293	5	8.722	1:08.337	7
30	42	Lindsey / Fairhurst	F1 Sidecars	Suzuki	LCR	1:08.972	4	9.401	1:09.093	3

Announcements

*** No. 62 , 44 , 77 - PLEASE FIT TRANSPONDER FOR RACE ***

Chief Timekeeper:

Clerk of Course:

Weather & Track: Bright / Dry

Results: www.sportstimingsservices.com

Printed: 10/04/2010 12:31:27





Commercial Tyres



FRANCE BUT.EL HOUDING



Thundersport GB - Rounds 3 and 4


Eastern Airways UK F1 Sidecars

Pembrey 1.456 Miles

Race 8 (Superpole)

10/04/2010 15:52

Race



POLE POSITION

2	1	POLE POSITION	1
1	77		1
4	3		2
3	15		3
6	5		4
5	60		5
8	7		6
72	16		7
10	9		8
74	75		9
12	11		10
90	26		11
14	13		12
8	69		
16	15		
48	49		
18	17		
11	73		
20	19		
19	4		
22	21		
170	44		
24	23		
10	22		

Chief Timekeeper:

Clerk of Course:

Weather & Track: Bright / Dry

Results: www.sportstimingservices.com

Printed: 10/04/2010 12:34:57





Thundersport GB - Rounds 3 and 4


Eastern Airways UK F1 Sidecars

Pembrey 1.456 Miles

Race 8 (Superpole)

10/04/2010 15:52

Race



26
88
28
91

25
117
27
62

13

14

Chief Timekeeper:

Clerk of Course:

Weather & Track: Bright / Dry

Results: www.sportstimingservices.com

Printed: 10/04/2010 12:34:57





Thundersport GB - Rounds 3 and 4

Sorted on Laps

Eastern Airways UK F1 Sidecars

Pembrey 1.456 Miles

Race 8 (Superpole)

10/04/2010 15:52

Race started at 15:54:26

Pos	No.	Name	Class	Make	Model	Laps	Total Tm	Diff	Best Tm	Best Spd	In Lap
1	77	Reeves / Cluze	F1 Sidecars	Suzuki	LCR	18	18:17.721		59.487	88.113	13
2	15	Schofield / Thomas	F1 Sidecars	Suzuki	LCR	18	18:24.667	6.946	1:00.277	86.959	4
3	3	James / Morgan	F1 Sidecars	Suzuki	LCR	18	18:25.035	7.314	1:00.071	87.257	8
4	1	Birchall / Birchall	F1 Sidecars	Yamaha	LCR	18	18:29.193	11.472	59.569	87.992	8
5	75	Peddar / Steadman	F1 Sidecars	Suzuki	LCR	18	18:32.610	14.889	1:00.112	87.197	17
6	72	Lawrie / Connell	F1 Sidecars	Suzuki	LCR	18	18:38.304	20.583	1:00.457	86.700	15
7	5	Edwards / Winn	F1 Sidecars	Suzuki	LCR	18	18:43.289	25.568	1:00.939	86.014	6
8	49	Lovelock / Howard	F1 Sidecars	Suzuki	LCR	18	18:47.736	30.015	1:00.511	86.622	12
9	90	Clarke / Graham	F1 Sidecars	Suzuki	LCR	18	18:52.500	34.779	1:00.629	86.454	7
10	69	Lambert / Schofield	F1 Sidecars	Suzuki	LCR	18	18:52.572	34.851	1:00.755	86.274	4
11	48	Knapton / Belsey	F1 Sidecars	Suzuki	Baker	18	18:56.781	39.060	1:01.263	85.559	13
12	16	Peach / Richardson	F1 Sidecars	Suzuki	LCR	18	18:57.077	39.356	1:00.238	87.015	3
13	74	Bygrave / Charlwood	F1 Sidecars	Suzuki	LCR	18	18:57.700	39.979	1:01.500	85.229	12
14	4	Pottinger / Pottinger	F1 Sidecars	Yamaha	Windle	18	19:02.645	44.924	1:01.411	85.353	10
15	73	Chaplow / Evanson	F1 Sidecars	Suzuki	LCR	18	19:08.163	50.442	1:01.371	85.408	8
16	44	Body / Barrett	F1 Sidecars	Suzuki	LCR	18	19:13.075	55.354	1:01.751	84.883	6
17	26	Shand / Edwards	F1 Sidecars	Suzuki	LCR	18	19:13.357	55.636	1:01.414	85.349	4
18	170	Drowne / Swift	F1 Sidecars	Suzuki	LCR	18	19:17.755	1:00.034	1:02.759	83.519	10
19	22	Wrinn / Clark	F1 Sidecars	Suzuki	TWR	17	18:20.542	1 Lap	1:03.083	83.091	14
20	19	Guy / MacBride	F1 Sidecars	Suzuki	LCR	17	18:31.403	1 Lap	1:02.711	83.583	9
21	62	Sloane / Sloane	F1 Sidecars	Suzuki	LCR	17	19:14.817	1 Lap	1:05.775	79.690	6

Not classified ()

117	Richardson / Two	F1 Sidecars	Yamaha	LCR	13	14:43.040	DNF	1:05.106	80.509	8
11	Gilbert / Allum	F1 Sidecars	Suzuki	LCR	12	13:01.125	DNF	1:01.626	85.055	6
91	Larder / English	F1 Sidecars	Yamaha	Windle	9	11:04.331	DNF	1:06.638	78.658	7
8	Bell / Hawes	F1 Sidecars	Suzuki	LCR	8	8:36.089	DNF	1:01.623	85.059	7
88	Nicol / Pryde	F1 Sidecars	Suzuki	LCR	7	8:03.582	DNF	1:05.919	79.516	6
10	Robinson / Farmer	F1 Sidecars	Suzuki	LCR	3	3:33.714	DNF	1:05.777	79.687	2
60	Holland / Watson	F1 Sidecars	Suzuki	LCR	1	1:27.215	DNF	1:22.203	63.764	1

Margin of Victory	Avg. Speed	Best Lap Tm	Best Spd	Best Lap by
6.946	85.950	59.487	88.113	77 - Reeves / Cluze

Chief Timekeeper:

Clerk of Course:

Weather & Track: Bright / Dry

Results: www.sportstimingservices.com





Thundersport GB - Rounds 3 and 4

Lapchart

Eastern Airways UK F1 Sidecars

Pembrey 1.456 Miles

Race 8 (Superpole)

10/04/2010 15:52

Race started at 15:54:26

Competitors

Laps

	0	1	2	3	4	5	6	7	8	9	10	11	12	13	14	15	16	17	18	
Reeves / Cluze (77)	1	77	77	1	77	77	1	1	1	1	1	1	1	1	1	1	1	1	77	77
Birchall / Birchall (1)	2	1	1	77	1	1	77	15	15	77	77	77	77	77	77	77	77	77	15	15
Schofield / Thomas (15)	3	15	15	15	15	15	15	77	77	15	15	15	15	15	15	15	15	15	3	3
James / Morgan (3)	4	3	3	3	3	3	3	3	3	3	3	3	3	3	3	3	3	3	1	1
Holland / Watson (60)	5	60	5	5	16	16	16	16	16	16	16	16	16	16	16	16	16	16	16	75
Edwards / Winn (5)	6	5	16	16	5	5	5	5	5	5	5	5	75	75	75	75	75	75	75	72
Peach / Richardson (16)	7	16	72	72	72	72	72	72	72	75	75	5	5	5	5	72	72	72	5	
Lawrie / Connell (72)	8	72	69	69	69	69	69	69	75	72	72	72	72	72	72	5	5	5	49	
Peddar / Steadman (75)	9	75	74	74	75	75	75	75	69	69	69	69	69	69	69	69	49	49	90	
Bygrave / Charlwood (74)	10	74	75	75	74	74	11	11	11	49	49	49	49	49	49	49	69	69	69	
Lambert / Schofield (69)	11	69	90	11	11	11	74	49	49	49	11	90	90	90	90	90	90	90	48	
Shand / Edwards (26)	12	26	49	49	49	49	49	90	90	90	11	11	73	73	73	48	48	48	16	
Lovelock / Howard (49)	13	49	11	8	8	8	8	8	8	73	73	73	73	26	48	48	74	74	74	74
Clarke / Graham (90)	14	90	26	90	90	90	90	73	73	26	26	26	26	48	74	74	73	4	4	4
Bell / Hawes (8)	15	8	8	26	73	73	73	74	74	48	48	48	48	74	4	4	4	73	73	73
Chaplow / Evanson (73)	16	73	48	48	26	26	26	26	26	8	74	74	74	4	26	26	26	44	44	44
Gilbert / Allum (11)	17	11	73	73	48	48	48	48	74	4	4	4	44	44	44	44	26	26	26	
Knapton / Belsey (48)	18	48	44	44	44	44	44	44	44	44	44	44	170	170	170	170	170	170	170	170
Body / Barrett (44)	19	44	4	4	4	4	4	4	4	170	170	170	19	22	22	22	22	22	22	
Pottinger / Pottinger (4)	20	4	170	170	170	170	170	170	170	19	19	19	22	19	19	19	19	19	19	
Guy / MacBride (19)	21	19	19	19	19	19	19	19	19	22	22	22	11	117	62	62	62	62	62	
Wrinn / Clark (22)	22	22	22	22	22	22	22	22	22	117	117	117	117	62						
Richardson / Two (117)	23	117	10	10	10	117	117	117	117	117	62	62	62							
Drowne / Swift (170)	24	170	88	88	88	88	88	88	88	62	91									
Sloane / Sloane (62)	25	62	117	117	117	62	62	62	62	91										
Nicol / Pryde (88)	26	88	91	62	62	91	91	91	91											
Robinson / Farmer (10)	27	10	62	91	91															
Larder / English (91)	28	91	60																	

Chief Timekeeper:
 Clerk of Course:
 Weather & Track: Bright / Dry
 Results: www.sportstimingservices.com
 Printed: 10/04/2010 16:22:54



Thundersport GB - Rounds 3 and 4

Eastern Airways UK F1 Sidecars

Pembrey 1.456 Miles

Race 8 (Superpole)

10/04/2010 15:52

Race started at 15:54:26

Lap	Lap Tm	Diff	Time of Day
(77) Reeves / Cluze			
1	1:08.867	+9.380	15:55:35.661
2	1:01.056	+1.569	15:56:36.717
3	59.747	+0.260	15:57:36.464
4	1:00.671	+1.184	15:58:37.135
5	1:02.323	+2.836	15:59:39.458
6	1:01.579	+2.092	16:00:41.037
7	1:00.804	+1.317	16:01:41.841
8	59.984	+0.497	16:02:41.825
9	1:00.042	+0.555	16:03:41.867
10	1:00.736	+1.249	16:04:42.603
11	59.853	+0.366	16:05:42.456
12	59.609	+0.122	16:06:42.065
13	59.487		16:07:41.552
14	59.762	+0.275	16:08:41.314
15	1:00.246	+0.759	16:09:41.560
16	1:00.457	+0.970	16:10:42.017
17	1:01.499	+2.012	16:11:43.516
18	1:00.999	+1.512	16:12:44.515

Lap	Lap Tm	Diff	Time of Day
(15) Schofield / Thomas			
1	1:05.852	+5.575	15:55:36.682
2	1:00.297	+0.020	15:56:36.979
3	1:00.534	+0.257	15:57:37.513
4	1:00.277		15:58:37.790
5	1:01.856	+1.579	15:59:39.646
6	1:01.089	+0.812	16:00:40.735
7	1:00.342	+0.065	16:01:41.077
8	1:00.924	+0.647	16:02:42.001
9	1:00.797	+0.520	16:03:42.798
10	1:00.609	+0.332	16:04:43.407
11	1:00.716	+0.439	16:05:44.123
12	1:00.956	+0.679	16:06:45.079
13	1:00.480	+0.203	16:07:45.559
14	1:01.092	+0.815	16:08:46.651
15	1:00.744	+0.467	16:09:47.395
16	1:01.178	+0.901	16:10:48.573
17	1:01.695	+1.418	16:11:50.268
18	1:01.193	+0.916	16:12:51.461

Lap	Lap Tm	Diff	Time of Day
(3) James / Morgan			
1	1:06.163	+6.092	15:55:37.421
2	1:00.428	+0.357	15:56:37.849
3	1:00.682	+0.611	15:57:38.531
4	1:00.326	+0.255	15:58:38.857
5	1:01.306	+1.235	15:59:40.163
6	1:01.264	+1.193	16:00:41.427
7	1:01.948	+1.877	16:01:43.375
8	1:00.071		16:02:43.446
9	1:00.364	+0.293	16:03:43.810
10	1:00.455	+0.384	16:04:44.265
11	1:00.845	+0.774	16:05:45.110
12	1:00.740	+0.669	16:06:45.850
13	1:00.760	+0.689	16:07:46.610
14	1:00.762	+0.691	16:08:47.372
15	1:00.912	+0.841	16:09:48.284
16	1:01.159	+1.088	16:10:49.443
17	1:01.235	+1.164	16:11:50.678
18	1:01.151	+1.080	16:12:51.829

Lap	Lap Tm	Diff	Time of Day
(1) Birchall / Birchall			
1	1:05.486	+5.917	15:55:35.922
2	1:00.441	+0.872	15:56:36.363
3	1:00.371	+0.802	15:57:36.734
4	1:00.639	+1.070	15:58:37.373
5	1:01.690	+2.121	15:59:39.063
6	1:01.417	+1.848	16:00:40.480
7	59.982	+0.413	16:01:40.462
8	59.569		16:02:40.031
9	59.883	+0.314	16:03:39.914
10	1:00.487	+0.918	16:04:40.401
11	1:00.459	+0.890	16:05:40.860
12	59.888	+0.319	16:06:40.748
13	59.979	+0.410	16:07:40.727
14	1:00.218	+0.649	16:08:40.945
15	1:00.122	+0.553	16:09:41.067
16	1:00.688	+1.119	16:10:41.755
17	1:11.887	+12.318	16:11:53.642
18	1:02.345	+2.776	16:12:55.987

Lap	Lap Tm	Diff	Time of Day
(75) Peddar / Steadman			
1	1:08.092	+7.980	15:55:41.285
2	1:03.131	+3.019	15:56:44.416
3	1:01.242	+1.130	15:57:45.658
4	1:00.316	+0.204	15:58:45.974
5	1:01.013	+0.901	15:59:46.987
6	1:00.413	+0.301	16:00:47.400
7	1:00.524	+0.412	16:01:47.924
8	1:01.202	+1.090	16:02:49.126
9	1:01.114	+1.002	16:03:50.240
10	1:01.871	+1.759	16:04:52.111
11	1:01.681	+1.569	16:05:53.792
12	1:01.669	+1.557	16:06:55.461
13	1:01.232	+1.120	16:07:56.693
14	1:00.800	+0.688	16:08:57.493
15	1:00.453	+0.341	16:09:57.946
16	1:00.174	+0.062	16:10:58.120
17	1:00.112		16:11:58.232
18	1:01.172	+1.060	16:12:59.404

Lap	Lap Tm	Diff	Time of Day
(72) Lawrie / Connell			
1	1:06.035	+5.578	15:55:38.702
2	1:02.406	+1.949	15:56:41.108
3	1:00.801	+0.344	15:57:41.909
4	1:00.672	+0.215	15:58:42.581
5	1:01.776	+1.319	15:59:44.357
6	1:00.743	+0.286	16:00:45.100
7	1:01.561	+1.104	16:01:46.661
8	1:02.080	+1.623	16:02:48.741
9	1:02.426	+1.969	16:03:51.167
10	1:01.453	+0.996	16:04:52.620
11	1:01.514	+1.057	16:05:54.134
12	1:02.431	+1.974	16:06:56.565
13	1:02.469	+2.012	16:07:59.034
14	1:01.679	+1.222	16:09:00.713
15	1:00.457		16:10:01.170
16	1:00.768	+0.311	16:11:01.938
17	1:01.032	+0.575	16:12:02.970
18	1:02.128	+1.671	16:13:05.098

Lap	Lap Tm	Diff	Time of Day
(5) Edwards / Winn			

Lap	Lap Tm	Diff	Time of Day
1	1:05.763	+4.824	15:55:37.775
2	1:01.842	+0.903	15:56:39.617
3	1:01.216	+0.277	15:57:40.833
4	1:01.416	+0.477	15:58:42.249
5	1:01.587	+0.648	15:59:43.836
6	1:00.939		16:00:44.775
7	1:01.669	+0.730	16:01:46.444
8	1:02.033	+1.094	16:02:48.477
9	1:01.355	+0.416	16:03:49.832
10	1:02.047	+1.108	16:04:51.879
11	1:02.052	+1.113	16:05:53.931
12	1:02.232	+1.293	16:06:56.163
13	1:02.292	+1.353	16:07:58.455
14	1:02.051	+1.112	16:09:00.506
15	1:02.064	+1.125	16:10:02.570
16	1:02.180	+1.241	16:11:04.750
17	1:01.935	+0.996	16:12:06.685
18	1:03.398	+2.459	16:13:10.083

Lap	Lap Tm	Diff	Time of Day
(49) Lovelock / Howard			
1	1:07.924	+7.413	15:55:41.992
2	1:04.072	+3.561	15:56:46.064
3	1:02.090	+1.579	15:57:48.154
4	1:02.108	+1.597	15:58:50.262
5	1:02.473	+1.962	15:59:52.735
6	1:02.046	+1.535	16:00:54.781
7	1:00.927	+0.416	16:01:55.708
8	1:01.940	+1.429	16:02:57.648
9	1:01.994	+1.483	16:03:59.642
10	1:02.069	+1.558	16:05:01.711
11	1:01.204	+0.693	16:06:02.915
12	1:00.511		16:07:03.426
13	1:01.741	+1.230	16:08:05.167
14	1:02.537	+2.026	16:09:07.704
15	1:01.813	+1.302	16:10:09.517
16	1:01.753	+1.242	16:11:11.270
17	1:01.512	+1.001	16:12:12.782
18	1:01.748	+1.237	16:13:14.530

Lap	Lap Tm	Diff	Time of Day
(90) Clarke / Graham			
1	1:07.543	+6.914	15:55:41.876
2	1:05.282	+4.653	15:56:47.158
3	1:02.380	+1.751	15:57:49.538
4	1:01.518	+0.889	15:58:51.056
5	1:02.433	+1.804	15:59:53.489
6	1:02.193	+1.564	16:00:55.682
7	1:00.629		16:01:56.311
8	1:01.726	+1.097	16:02:58.037
9	1:02.249	+1.620	16:04:00.286
10	1:02.040	+1.411	16:05:02.326
11	1:01.654	+1.025	16:06:03.980
12	1:01.106	+0.477	16:07:05.086
13	1:01.738	+1.109	16:08:06.824
14	1:02.125	+1.496	16:09:08.949
15	1:01.809	+1.180	16:10:10.758
16	1:01.987	+1.358	16:11:12.745
17	1:02.441	+1.812	16:12:15.186
18	1:04.108	+3.479	16:13:19.294

Lap	Lap Tm	Diff	Time of Day
(69) Lambert / Schofield			
1	1:06.207	+5.452	15:55:39.790

Chief Timekeeper:

Clerk of Course:

Weather & Track: Bright / Dry

Results: www.sportstimingservices.com

Printed: 10/04/2010 16:21:08



Thundersport GB - Rounds 3 and 4

Eastern Airways UK F1 Sidecars

Pembrey 1.456 Miles

Race 8 (Superpole)

10/04/2010 15:52

Race started at 15:54:26

Lap	Lap Tm	Diff	Time of Day
2	1:01.984	+1.229	15:56:41.774
3	1:01.035	+0.280	15:57:42.809
4	1:00.755		15:58:43.564
5	1:01.270	+0.515	15:59:44.834
6	1:01.216	+0.461	16:00:46.050
7	1:01.803	+1.048	16:01:47.853
8	1:02.282	+1.527	16:02:50.135
9	1:01.680	+0.925	16:03:51.815
10	1:02.495	+1.740	16:04:54.310
11	1:01.992	+1.237	16:05:56.302
12	1:02.461	+1.706	16:06:58.763
13	1:04.948	+4.193	16:08:03.711
14	1:02.676	+1.921	16:09:06.387
15	1:02.882	+2.127	16:10:09.269
16	1:02.916	+2.161	16:11:12.185
17	1:02.468	+1.713	16:12:14.653
18	1:04.713	+3.958	16:13:19.366

(48) Knapton / Belsey

1	1:08.166	+6.903	15:55:43.187
2	1:04.311	+3.048	15:56:47.498
3	1:03.483	+2.220	15:57:50.981
4	1:01.778	+0.515	15:58:52.759
5	1:01.740	+0.477	15:59:54.499
6	1:02.981	+1.718	16:00:57.480
7	1:02.722	+1.459	16:02:00.202
8	1:02.615	+1.352	16:03:02.817
9	1:02.268	+1.005	16:04:05.085
10	1:02.276	+1.013	16:05:07.361
11	1:01.507	+0.244	16:06:08.868
12	1:01.724	+0.461	16:07:10.592
13	1:01.263		16:08:11.855
14	1:02.499	+1.236	16:09:14.354
15	1:02.570	+1.307	16:10:16.924
16	1:01.786	+0.523	16:11:18.710
17	1:02.087	+0.824	16:12:20.797
18	1:02.778	+1.515	16:13:23.575

(16) Peach / Richardson

1	1:05.631	+5.393	15:55:38.049
2	1:01.644	+1.406	15:56:39.693
3	1:00.238		15:57:39.931
4	1:00.987	+0.749	15:58:40.918
5	1:01.565	+1.327	15:59:42.483
6	1:00.483	+0.245	16:00:42.966
7	1:00.701	+0.463	16:01:43.667
8	1:00.552	+0.314	16:02:44.219
9	1:00.703	+0.465	16:03:44.922
10	1:01.089	+0.851	16:04:46.011
11	1:02.318	+2.080	16:05:48.329
12	1:01.609	+1.371	16:06:49.938
13	1:01.594	+1.356	16:07:51.532
14	1:00.990	+0.752	16:08:52.522
15	1:01.623	+1.385	16:09:54.145
16	1:01.456	+1.218	16:10:55.601
17	1:01.916	+1.678	16:11:57.517
18	1:26.354	+26.116	16:13:23.871

(74) Bygrave / Charlwood

1	1:07.440	+5.940	15:55:40.743
2	1:03.351	+1.851	15:56:44.094

Lap	Lap Tm	Diff	Time of Day
3	1:02.924	+1.424	15:57:47.018
4	1:02.515	+1.015	15:58:49.533
5	1:02.917	+1.417	15:59:52.450
6	1:04.522	+3.022	16:00:56.972
7	1:02.817	+1.317	16:01:59.789
8	1:03.924	+2.424	16:03:03.713
9	1:02.178	+0.678	16:04:05.891
10	1:01.751	+0.251	16:05:07.642
11	1:01.956	+0.456	16:06:09.598
12	1:01.500		16:07:11.098
13	1:01.525	+0.025	16:08:12.623
14	1:01.964	+0.464	16:09:14.587
15	1:03.449	+1.949	16:10:18.036
16	1:01.892	+0.392	16:11:19.928
17	1:01.670	+0.170	16:12:21.598
18	1:02.896	+1.396	16:13:24.494

(4) Pottinger / Pottinger

1	1:10.172	+8.761	15:55:45.607
2	1:03.675	+2.264	15:56:49.282
3	1:04.278	+2.867	15:57:53.560
4	1:02.734	+1.323	15:58:56.294
5	1:02.272	+0.861	15:59:58.566
6	1:02.047	+0.636	16:01:00.613
7	1:01.807	+0.396	16:02:02.420
8	1:01.882	+0.471	16:03:04.302
9	1:03.488	+2.077	16:04:07.790
10	1:01.411		16:05:09.201
11	1:01.857	+0.446	16:06:11.058
12	1:02.272	+0.861	16:07:13.330
13	1:01.640	+0.229	16:08:14.970
14	1:02.113	+0.702	16:09:17.083
15	1:03.471	+2.060	16:10:20.554
16	1:02.838	+1.427	16:11:23.392
17	1:02.744	+1.333	16:12:26.136
18	1:03.303	+1.892	16:13:29.439

(73) Chaplow / Evanson

1	1:08.561	+7.190	15:55:43.263
2	1:04.374	+3.003	15:56:47.637
3	1:02.051	+0.680	15:57:49.688
4	1:01.563	+0.192	15:58:51.251
5	1:02.381	+1.010	15:59:53.632
6	1:03.007	+1.636	16:00:56.639
7	1:01.577	+0.206	16:01:58.216
8	1:01.371		16:02:59.587
9	1:01.482	+0.111	16:04:01.069
10	1:02.204	+0.833	16:05:03.273
11	1:02.363	+0.992	16:06:05.636
12	1:02.314	+0.943	16:07:07.950
13	1:02.023	+0.652	16:08:09.973
14	1:04.351	+2.980	16:09:14.324
15	1:06.037	+4.666	16:10:20.361
16	1:07.050	+5.679	16:11:27.411
17	1:04.277	+2.906	16:12:31.688
18	1:03.269	+1.898	16:13:34.957

(44) Body / Barrett

1	1:08.198	+6.447	15:55:43.555
2	1:04.462	+2.711	15:56:48.017
3	1:03.224	+1.473	15:57:51.241

Lap	Lap Tm	Diff	Time of Day
4	1:02.608	+0.857	15:58:53.849
5	1:02.224	+0.473	15:59:56.073
6	1:01.751		16:00:57.824
7	1:02.681	+0.930	16:02:00.505
8	1:03.487	+1.736	16:03:03.992
9	1:04.340	+2.589	16:04:08.332
10	1:02.900	+1.149	16:05:11.232
11	1:02.651	+0.900	16:06:13.883
12	1:03.110	+1.359	16:07:16.993
13	1:03.706	+1.955	16:08:20.699
14	1:04.245	+2.494	16:09:24.944
15	1:03.419	+1.668	16:10:28.363
16	1:03.718	+1.967	16:11:32.081
17	1:03.147	+1.396	16:12:35.228
18	1:04.641	+2.890	16:13:39.869

(26) Shand / Edwards

1	1:08.804	+7.390	15:55:42.643
2	1:04.698	+3.284	15:56:47.341
3	1:03.514	+2.100	15:57:50.855
4	1:01.414		15:58:52.269
5	1:02.119	+0.705	15:59:54.388
6	1:02.958	+1.544	16:00:57.346
7	1:02.777	+1.363	16:02:00.123
8	1:02.427	+1.013	16:03:02.550
9	1:01.634	+0.220	16:04:04.184
10	1:02.727	+1.313	16:05:06.911
11	1:01.520	+0.106	16:06:08.431
12	1:01.952	+0.538	16:07:10.383
13	1:04.588	+3.174	16:08:14.971
14	1:07.703	+6.289	16:09:22.674
15	1:05.484	+4.070	16:10:28.158
16	1:04.527	+3.113	16:11:32.685
17	1:03.766	+2.352	16:12:36.451
18	1:03.700	+2.286	16:13:40.151

(170) Drowne / Swift

1	1:09.424	+6.665	15:55:45.834
2	1:03.730	+0.971	15:56:49.564
3	1:04.299	+1.540	15:57:53.863
4	1:02.890	+0.131	15:58:56.753
5	1:03.519	+0.760	16:00:00.272
6	1:03.964	+1.205	16:01:04.236
7	1:03.022	+0.263	16:02:07.258
8	1:02.920	+0.161	16:03:10.178
9	1:02.839	+0.080	16:04:13.017
10	1:02.759		16:05:15.776
11	1:03.323	+0.564	16:06:19.099
12	1:03.140	+0.381	16:07:22.239
13	1:04.024	+1.265	16:08:26.263
14	1:03.446	+0.687	16:09:29.709
15	1:03.427	+0.668	16:10:33.136
16	1:03.875	+1.116	16:11:37.011
17	1:03.373	+0.614	16:12:40.384
18	1:04.165	+1.406	16:13:44.549

(22) Wrinn / Clark

1	1:11.376	+8.293	15:55:47.469
2	1:03.249	+0.166	15:56:50.718
3	1:03.966	+0.883	15:57:54.684
4	1:03.153	+0.070	15:58:57.837

Chief Timekeeper:

Clerk of Course:

Weather & Track: Bright / Dry

Results: www.sportstimingservices.com

Printed: 10/04/2010 16:21:08



Thundersport GB - Rounds 3 and 4

Eastern Airways UK F1 Sidecars

Pembrey 1.456 Miles

Race 8 (Superpole)

10/04/2010 15:52

Race started at 15:54:26

Lap	Lap Tm	Diff	Time of Day
5	1:03.518	+0.435	16:00:01.355
6	1:03.828	+0.745	16:01:05.183
7	1:03.708	+0.625	16:02:08.891
8	1:03.306	+0.223	16:03:12.197
9	1:03.144	+0.061	16:04:15.341
10	1:03.194	+0.111	16:05:18.535
11	1:03.557	+0.474	16:06:22.092
12	1:05.338	+2.255	16:07:27.430
13	1:03.429	+0.346	16:08:30.859
14	1:03.083		16:09:33.942
15	1:04.763	+1.680	16:10:38.705
16	1:04.609	+1.526	16:11:43.314
17	1:04.022	+0.939	16:12:47.336

(19) Guy / MacBride

1	1:10.584	+7.873	15:55:46.212
2	1:03.836	+1.125	15:56:50.048
3	1:04.154	+1.443	15:57:54.202
4	1:02.963	+0.252	15:58:57.165
5	1:03.452	+0.741	16:00:00.617
6	1:04.031	+1.320	16:01:04.648
7	1:03.284	+0.573	16:02:07.932
8	1:02.912	+0.201	16:03:10.844
9	1:02.711		16:04:13.555
10	1:04.220	+1.509	16:05:17.775
11	1:03.846	+1.135	16:06:21.621
12	1:05.461	+2.750	16:07:27.082
13	1:05.354	+2.643	16:08:32.436
14	1:04.392	+1.681	16:09:36.828
15	1:08.015	+5.304	16:10:44.843
16	1:06.333	+3.622	16:11:51.176
17	1:07.021	+4.310	16:12:58.197

(62) Sloane / Sloane

1	1:14.221	+8.446	15:55:50.756
2	1:06.619	+0.844	15:56:57.375
3	1:07.956	+2.181	15:58:05.331
4	1:06.695	+0.920	15:59:12.026
5	1:06.758	+0.983	16:00:18.784
6	1:05.775		16:01:24.559
7	1:06.432	+0.657	16:02:30.991
8	1:06.128	+0.353	16:03:37.119
9	1:06.545	+0.770	16:04:43.664
10	1:07.576	+1.801	16:05:51.240
11	1:07.158	+1.383	16:06:58.398
12	1:06.779	+1.004	16:08:05.177
13	1:07.420	+1.645	16:09:12.597
14	1:07.418	+1.643	16:10:20.015
15	1:07.369	+1.594	16:11:27.384
16	1:06.651	+0.876	16:12:34.035
17	1:07.576	+1.801	16:13:41.611

(117) Richardson / Two

1	1:13.622	+8.516	15:55:49.740
2	1:06.807	+1.701	15:56:56.547
3	1:06.091	+0.985	15:58:02.638
4	1:07.608	+2.502	15:59:10.246
5	1:05.886	+0.780	16:00:16.132
6	1:05.503	+0.397	16:01:21.635
7	1:05.888	+0.782	16:02:27.523
8	1:05.106		16:03:32.629

Lap	Lap Tm	Diff	Time of Day
9	1:05.412	+0.306	16:04:38.041
10	1:07.805	+2.699	16:05:45.846
11	1:07.206	+2.100	16:06:53.052
12	1:06.860	+1.754	16:07:59.912
13	1:09.922	+4.816	16:09:09.834

(11) Gilbert / Allum

1	1:07.258	+5.632	15:55:42.216
2	1:03.453	+1.827	15:56:45.669
3	1:01.999	+0.373	15:57:47.668
4	1:02.284	+0.658	15:58:49.952
5	1:02.183	+0.557	15:59:52.135
6	1:01.626		16:00:53.761
7	1:01.683	+0.057	16:01:55.444
8	1:02.063	+0.437	16:02:57.507
9	1:02.605	+0.979	16:04:00.112
10	1:02.834	+1.208	16:05:02.946
11	1:02.401	+0.775	16:06:05.347
12	1:22.572	+20.946	16:07:27.920

(91) Larder / English

1	1:13.218	+6.580	15:55:50.702
2	1:08.870	+2.232	15:56:59.572
3	1:07.531	+0.893	15:58:07.103
4	1:07.906	+1.268	15:59:15.009
5	1:06.806	+0.168	16:00:21.815
6	1:08.196	+1.558	16:01:30.011
7	1:06.638		16:02:36.649
8	1:08.630	+1.992	16:03:45.279
9	1:45.846	+39.208	16:05:31.126

(8) Bell / Hawes

1	1:08.323	+6.700	15:55:42.876
2	1:03.604	+1.981	15:56:46.480
3	1:02.351	+0.728	15:57:48.831
4	1:02.044	+0.421	15:58:50.875
5	1:02.364	+0.741	15:59:53.239
6	1:03.059	+1.436	16:00:56.298
7	1:01.623		16:01:57.921
8	1:04.962	+3.339	16:03:02.883

(88) Nicol / Pryde

1	1:12.230	+6.311	15:55:49.124
2	1:07.087	+1.168	15:56:56.211
3	1:06.078	+0.159	15:58:02.289
4	1:08.787	+2.868	15:59:11.076
5	1:06.972	+1.053	16:00:18.048
6	1:05.919		16:01:23.967
7	1:06.409	+0.490	16:02:30.376

(10) Robinson / Farmer

1	1:11.248	+5.471	15:55:48.161
2	1:05.777		15:56:53.938
3	1:06.570	+0.793	15:58:00.508

(60) Holland / Watson

1	1:22.203		15:55:54.010
---	-----------------	--	--------------

Chief Timekeeper:

Clerk of Course:

Weather & Track: Bright / Dry

Results: www.sportstimingservices.com

Printed: 10/04/2010 16:21:08






Thundersport GB - Rounds 3 and 4

Eastern Airways UK F1 Sidecars

Pembrey 1.456 Miles

Race 6 & 14

Race



POLE POSITION

2	1	1
15	77	2
4	3	3
1	60	4
6	16	5
5	75	6
8	26	7
72	69	8
10	49	9
74	73	10
12	4	11
90	44	12
14	22	
8		
16		
48		
18		
11		
20		
19		
22		
170		
24		
10		

Chief Timekeeper:
 Clerk of Course:
 Weather & Track: Bright / Dry
 Results: www.sportstimingservices.com
 Printed: 11/04/2010 08:27:23





Thundersport GB - Rounds 3 and 4


Eastern Airways UK F1 Sidecars

Pembrey 1.456 Miles

Race 6

11/04/2010 12:50

Race



26
88
28
91

25
117
27
62

13
14

Chief Timekeeper:
 Clerk of Course:
 Weather & Track: Bright / Dry
 Results: www.sportstimeservices.com
 Printed: 11/04/2010 08:27:23





Thundersport GB - Rounds 3 and 4

Sorted on Laps

Eastern Airways UK F1 Sidecars

Pembrey 1.456 Miles

Race 6

11/04/2010 12:50

Race started at 12:50:32

Pos	No.	Name	Class	Make	Model	Laps	Total Tm	Diff	Best Tm	Best Spd	In Lap
1	77	Reeves / Cluze	F1 Sidecars	Suzuki	LCR	12	12:04.712		58.947	88.921	4
2	15	Schofield / Thomas	F1 Sidecars	Suzuki	LCR	12	12:09.292	4.580	58.828	89.100	4
3	1	Birchall / Birchall	F1 Sidecars	Yamaha	LCR	12	12:10.343	5.631	59.022	88.808	3
4	5	Edwards / Winn	F1 Sidecars	Suzuki	LCR	12	12:22.215	17.503	1:00.300	86.925	5
5	16	Peach / Richardson	F1 Sidecars	Suzuki	LCR	12	12:22.371	17.659	59.781	87.680	6
6	60	Holland / Watson	F1 Sidecars	Suzuki	LCR	12	12:22.531	17.819	1:00.512	86.621	2
7	3	James / Morgan	F1 Sidecars	Suzuki	LCR	12	12:23.133	18.421	59.732	87.752	5
8	69	Lambert / Schofield	F1 Sidecars	Suzuki	LCR	12	12:24.704	19.992	1:00.325	86.889	4
9	49	Lovelock / Howard	F1 Sidecars	Suzuki	LCR	12	12:26.972	22.260	1:00.651	86.422	4
10	11	Gilbert / Allum	F1 Sidecars	Suzuki	LCR	12	12:33.571	28.859	1:01.546	85.166	3
11	72	Lawrie / Connell	F1 Sidecars	Suzuki	LCR	12	12:33.731	29.019	1:00.667	86.400	10
12	90	Clarke / Graham	F1 Sidecars	Suzuki	LCR	12	12:35.283	30.571	1:01.449	85.300	4
13	74	Bygrave / Charlwood	F1 Sidecars	Suzuki	LCR	12	12:36.507	31.795	1:00.998	85.931	6
14	48	Knapton / Belsey	F1 Sidecars	Suzuki	Baker	12	12:37.930	33.218	1:00.811	86.195	4
15	8	Bell / Hawes	F1 Sidecars	Suzuki	LCR	12	12:38.309	33.597	1:01.396	85.374	4
16	75	Peddar / Steadman	F1 Sidecars	Suzuki	LCR	12	12:38.653	33.941	1:00.690	86.367	4
17	19	Guy / MacBride	F1 Sidecars	Suzuki	LCR	12	12:40.353	35.641	1:01.514	85.210	10
18	73	Chaplow / Evanson	F1 Sidecars	Suzuki	LCR	12	12:40.488	35.776	1:01.522	85.199	10
19	4	Pottinger / Pottinger	F1 Sidecars	Yamaha	Windle	12	12:40.552	35.840	1:00.849	86.141	7
20	170	Drowne / Swift	F1 Sidecars	Suzuki	LCR	12	12:50.471	45.759	1:02.193	84.280	4
21	26	Shand / Edwards	F1 Sidecars	Suzuki	LCR	12	12:52.717	48.005	1:01.860	84.733	4
22	22	Wrinn / Clark	F1 Sidecars	Suzuki	TWR	12	13:06.273	1:01.561	1:02.490	83.879	3
23	44	Body / Barrett	F1 Sidecars	Suzuki	LCR	12	13:07.465	1:02.753	1:02.078	84.436	4
24	117	Richardson / Two	F1 Sidecars	Yamaha	LCR	11	12:15.970	1 Lap	1:05.091	80.527	9
25	62	Sloane / Sloane	F1 Sidecars	Suzuki	LCR	11	12:16.205	1 Lap	1:05.182	80.415	6
26	91	Larder / English	F1 Sidecars	Yamaha	Windle	11	12:18.905	1 Lap	1:04.060	81.823	10
27	88	Nicol / Pryde	F1 Sidecars	Suzuki	LCR	11	12:28.259	1 Lap	1:05.726	79.749	5
28	42	Lindsey / Fairhurst	F1 Sidecars	Suzuki	LCR	10	12:46.872	2 Laps	1:07.061	78.162	2

Margin of Victory	Avg. Speed	Best Lap Tm	Best Spd	Best Lap by
4.580	86.792	58.828	89.100	15 - Schofield / Thomas

Chief Timekeeper:

Clerk of Course:

Weather & Track: Bright / Dry

Results: www.sportstimingservices.com





Thundersport GB - Rounds 3 and 4

Lapchart

Eastern Airways UK F1 Sidecars

Pembrey 1.456 Miles

Race 6

11/04/2010 12:50

Race started at 12:50:32

Competitors	Laps												
	0	1	2	3	4	5	6	7	8	9	10	11	12
Reeves / Cluze (77)	1	77	77	77	77	77	77	77	77	77	77	77	77
Schofield / Thomas (15)	2	15	15	15	15	15	15	1	1	15	15	15	15
James / Morgan (3)	3	3	1	1	1	1	1	15	15	1	1	1	1
Birchall / Birchall (1)	4	1	60	60	60	3	3	3	3	3	3	3	5
Holland / Watson (60)	5	60	5	3	3	60	5	16	16	16	16	16	16
Edwards / Winn (5)	6	5	3	5	5	5	16	5	5	5	5	5	60
Peach / Richardson (16)	7	16	69	16	16	16	60	60	60	60	60	60	3
Lawrie / Connell (72)	8	72	16	69	69	69	69	69	69	69	69	69	69
Bygrave / Charlwood (74)	9	74	49	49	49	49	49	49	49	49	49	49	49
Peddar / Steadman (75)	10	75	72	75	75	75	11	11	11	11	11	11	11
Lambert / Schofield (69)	11	69	75	11	11	11	90	90	90	90	90	72	72
Shand / Edwards (26)	12	26	11	72	90	90	48	48	48	48	72	90	90
Lovelock / Howard (49)	13	49	90	90	72	72	72	72	72	48	74	74	74
Clarke / Graham (90)	14	90	74	74	48	48	8	8	74	74	74	48	48
Bell / Hawes (8)	15	8	8	48	8	8	74	74	8	8	8	8	8
Chaplow / Evanson (73)	16	73	170	8	74	74	75	75	75	75	75	75	75
Gilbert / Allum (11)	17	11	48	170	170	170	170	19	19	19	19	19	19
Knaption / Belsey (48)	18	48	26	26	19	19	19	73	73	73	73	73	73
Pottinger / Pottinger (4)	19	4	19	19	73	73	73	4	4	4	4	4	4
Body / Barrett (44)	20	44	73	73	26	26	26	170	170	170	44	170	170
Guy / MacBride (19)	21	19	4	4	4	4	4	26	26	44	170	44	26
Drowne / Swift (170)	22	170	44	44	44	44	44	44	44	26	26	26	22
Wrinn / Clark (22)	23	22	117	117	22	22	22	22	22	22	22	22	44
Richardson / Two (117)	24	117	62	22	62	62	62	62	62	62	117	62	117
Sloane / Sloane (62)	25	62	22	62	117	117	117	117	117	117	62	117	62
Nicol / Pryde (88)	26	88	88	88	88	88	88	88	88	91	91	91	91
Larder / English (91)	27	91	91	91	91	91	91	91	91	88	88	88	88
Lindsey / Fairhurst (42)	28	42	42	42	42	42	42	42	42	42	42	42	42

Chief Timekeeper:

Clerk of Course:

Weather & Track: Bright / Dry

Results: www.sportstimeservices.com

Printed: 11/04/2010 13:08:52



Thundersport GB - Rounds 3 and 4

Eastern Airways UK F1 Sidecars

Pembrey 1.456 Miles

Race 6

11/04/2010 12:50

Race started at 12:50:32

Lap	Lap Tm	Diff	Time of Day
<u>(77) Reeves / Cluze</u>			
1	1:05.693	+6.746	12:51:38.303
2	59.505	+0.558	12:52:37.808
3	59.365	+0.418	12:53:37.173
4	58.947		12:54:36.120
5	59.063	+0.116	12:55:35.183
6	59.268	+0.321	12:56:34.451
7	1:00.353	+1.406	12:57:34.804
8	59.606	+0.659	12:58:34.410
9	1:00.381	+1.434	12:59:34.791
10	1:01.175	+2.228	13:00:35.966
11	1:00.232	+1.285	13:01:36.198
12	1:01.124	+2.177	13:02:37.322

<u>(15) Schofield / Thomas</u>			
1	1:03.805	+4.977	12:51:39.043
2	59.299	+0.471	12:52:38.342
3	59.435	+0.607	12:53:37.777
4	58.828		12:54:36.605
5	59.118	+0.290	12:55:35.723
6	59.085	+0.257	12:56:34.808
7	1:01.356	+2.528	12:57:36.164
8	59.642	+0.814	12:58:35.806
9	1:01.934	+3.106	12:59:37.740
10	1:00.177	+1.349	13:00:37.917
11	1:02.738	+3.910	13:01:40.655
12	1:01.247	+2.419	13:02:41.902

<u>(1) Birchall / Birchall</u>			
1	1:03.616	+4.594	12:51:40.033
2	59.189	+0.167	12:52:39.222
3	59.022		12:53:38.244
4	59.082	+0.060	12:54:37.326
5	59.279	+0.257	12:55:36.605
6	59.066	+0.044	12:56:35.671
7	1:00.368	+1.346	12:57:36.039
8	59.559	+0.537	12:58:35.598
9	1:05.294	+6.272	12:59:40.892
10	1:00.712	+1.690	13:00:41.604
11	1:01.041	+2.019	13:01:42.645
12	1:00.308	+1.286	13:02:42.953

<u>(5) Edwards / Winn</u>			
1	1:04.687	+4.387	12:51:41.604
2	1:01.159	+0.859	12:52:42.763
3	1:00.629	+0.329	12:53:43.392
4	1:00.695	+0.395	12:54:44.087
5	1:00.300		12:55:44.387
6	1:00.661	+0.361	12:56:45.048
7	1:01.163	+0.863	12:57:46.211
8	1:01.197	+0.897	12:58:47.408
9	1:01.710	+1.410	12:59:49.118
10	1:01.255	+0.955	13:00:50.373
11	1:01.595	+1.295	13:01:51.968
12	1:02.857	+2.557	13:02:54.825

<u>(16) Peach / Richardson</u>			
1	1:05.117	+5.336	12:51:42.768
2	1:00.195	+0.414	12:52:42.963
3	1:00.758	+0.977	12:53:43.721

4	1:00.487	+0.706	12:54:44.208
5	1:00.957	+1.176	12:55:45.165
6	59.781		12:56:44.946
7	59.945	+0.164	12:57:44.891
8	59.932	+0.151	12:58:44.823
9	1:00.045	+0.264	12:59:44.868
10	1:00.927	+1.146	13:00:45.795
11	1:00.719	+0.938	13:01:46.514
12	1:08.467	+8.686	13:02:54.981

<u>(60) Holland / Watson</u>			
1	1:04.661	+4.149	12:51:41.195
2	1:00.512		12:52:41.707
3	1:00.935	+0.423	12:53:42.642
4	1:01.172	+0.660	12:54:43.814
5	1:01.959	+1.447	12:55:45.773
6	1:00.681	+0.169	12:56:46.454
7	1:01.198	+0.686	12:57:47.652
8	1:01.501	+0.989	12:58:49.153
9	1:01.291	+0.779	12:59:50.444
10	1:01.244	+0.732	13:00:51.688
11	1:01.285	+0.773	13:01:52.973
12	1:02.168	+1.656	13:02:55.141

<u>(3) James / Morgan</u>			
1	1:06.152	+6.420	12:51:41.965
2	1:00.525	+0.793	12:52:42.490
3	1:00.462	+0.730	12:53:42.952
4	59.784	+0.052	12:54:42.736
5	59.732		12:55:42.468
6	1:00.605	+0.873	12:56:43.073
7	1:00.358	+0.626	12:57:43.431
8	1:00.966	+1.234	12:58:44.397
9	1:00.405	+0.673	12:59:44.802
10	1:00.876	+1.144	13:00:45.678
11	1:00.714	+0.982	13:01:46.392
12	1:09.351	+9.619	13:02:55.743

<u>(69) Lambert / Schofield</u>			
1	1:04.272	+3.947	12:51:42.522
2	1:02.415	+2.090	12:52:44.937
3	1:01.059	+0.734	12:53:45.996
4	1:00.325		12:54:46.321
5	1:00.517	+0.192	12:55:46.838
6	1:00.664	+0.339	12:56:47.502
7	1:00.920	+0.595	12:57:48.422
8	1:01.255	+0.930	12:58:49.677
9	1:01.749	+1.424	12:59:51.426
10	1:01.276	+0.951	13:00:52.702
11	1:01.393	+1.068	13:01:54.095
12	1:03.219	+2.894	13:02:57.314

<u>(49) Lovelock / Howard</u>			
1	1:05.253	+4.602	12:51:44.318
2	1:01.560	+0.909	12:52:45.878
3	1:01.271	+0.620	12:53:47.149
4	1:00.651		12:54:47.800
5	1:01.187	+0.536	12:55:48.987
6	1:00.895	+0.244	12:56:49.882
7	1:01.065	+0.414	12:57:50.947
8	1:01.936	+1.285	12:58:52.883

9	1:01.604	+0.953	12:59:54.487
10	1:02.167	+1.516	13:00:56.654
11	1:01.231	+0.580	13:01:57.885
12	1:01.697	+1.046	13:02:59.582

<u>(11) Gilbert / Allum</u>			
1	1:05.653	+4.107	12:51:45.597
2	1:02.259	+0.713	12:52:47.856
3	1:01.546		12:53:49.402
4	1:01.601	+0.055	12:54:51.003
5	1:02.015	+0.469	12:55:53.018
6	1:02.026	+0.480	12:56:55.044
7	1:01.698	+0.152	12:57:56.742
8	1:01.670	+0.124	12:58:58.412
9	1:01.607	+0.061	13:00:00.019
10	1:02.052	+0.506	13:01:02.071
11	1:01.934	+0.388	13:02:04.005
12	1:02.176	+0.630	13:03:06.181

<u>(72) Lawrie / Connell</u>			
1	1:07.499	+6.832	12:51:45.158
2	1:03.144	+2.477	12:52:48.302
3	1:03.549	+2.882	12:53:51.851
4	1:01.165	+0.498	12:54:53.016
5	1:02.522	+1.855	12:55:55.538
6	1:02.374	+1.707	12:56:57.912
7	1:01.519	+0.852	12:57:59.431
8	1:01.353	+0.686	12:59:00.784
9	1:01.556	+0.889	13:00:02.340
10	1:00.667		13:01:03.007
11	1:01.174	+0.507	13:02:04.181
12	1:02.160	+1.493	13:03:06.341

<u>(90) Clarke / Graham</u>			
1	1:06.875	+5.426	12:51:46.051
2	1:02.709	+1.260	12:52:48.760
3	1:02.452	+1.003	12:53:51.212
4	1:01.449		12:54:52.661
5	1:02.127	+0.678	12:55:54.788
6	1:01.831	+0.382	12:56:56.619
7	1:01.812	+0.363	12:57:58.431
8	1:01.764	+0.315	12:59:00.195
9	1:01.469	+0.020	13:00:01.664
10	1:02.111	+0.662	13:01:03.775
11	1:01.819	+0.370	13:02:05.594
12	1:02.299	+0.850	13:03:07.893

<u>(74) Bygrave / Charlwood</u>			
1	1:08.340	+7.342	12:51:46.275
2	1:02.649	+1.651	12:52:48.924
3	1:04.751	+3.753	12:53:53.675
4	1:01.385	+0.387	12:54:55.600
5	1:02.638	+1.640	12:55:57.698
6	1:00.998		12:56:58.696
7	1:01.398	+0.400	12:58:00.094
8	1:01.095	+0.097	12:59:01.189
9	1:01.881	+0.883	13:00:03.070
10	1:01.685	+0.687	13:01:04.755
11	1:02.737	+1.739	13:02:07.492
12	1:01.625	+0.627	13:03:09.117

Chief Timekeeper:

Clerk of Course:

Weather & Track: Bright / Dry

Results: www.sportstimingsservices.com

Printed: 11/04/2010 13:06:06





Thundersport GB - Rounds 3 and 4

Eastern Airways UK F1 Sidecars

Pembrey 1.456 Miles

Race 6

11/04/2010 12:50

Race started at 12:50:32

Lap	Lap Tm	Diff	Time of Day
(48) Knapton / Belsey			
1	1:07.904	+7.093	12:51:47.873
2	1:02.445	+1.634	12:52:50.318
3	1:02.137	+1.326	12:53:52.455
4	1:00.811		12:54:53.266
5	1:02.136	+1.325	12:55:55.402
6	1:02.047	+1.236	12:56:57.449
7	1:01.734	+0.923	12:57:59.183
8	1:01.248	+0.437	12:59:00.431
9	1:02.219	+1.408	13:00:02.650
10	1:03.325	+2.514	13:01:05.975
11	1:02.162	+1.351	13:02:08.137
12	1:02.403	+1.592	13:03:10.540

(8) Bell / Hawes			
1	1:07.916	+6.520	12:51:47.178
2	1:03.549	+2.153	12:52:50.727
3	1:02.756	+1.360	12:53:53.483
4	1:01.396		12:54:54.879
5	1:01.820	+0.424	12:55:56.699
6	1:01.685	+0.289	12:56:58.384
7	1:02.437	+1.041	12:58:00.821
8	1:01.692	+0.296	12:59:02.513
9	1:01.890	+0.494	13:00:04.403
10	1:01.962	+0.566	13:01:06.365
11	1:02.403	+1.007	13:02:08.768
12	1:02.151	+0.755	13:03:10.919

(75) Peddar / Steadman			
1	1:07.063	+6.373	12:51:45.217
2	1:01.046	+0.356	12:52:46.263
3	1:01.159	+0.469	12:53:47.422
4	1:00.690		12:54:48.112
5	1:10.386	+9.696	12:55:58.498
6	1:02.487	+1.797	12:57:00.985
7	1:00.898	+0.208	12:58:01.883
8	1:01.584	+0.894	12:59:03.467
9	1:01.497	+0.807	13:00:04.964
10	1:01.703	+1.013	13:01:06.667
11	1:03.118	+2.428	13:02:09.785
12	1:01.478	+0.788	13:03:11.263

(19) Guy / MacBride			
1	1:08.764	+7.250	12:51:49.127
2	1:03.682	+2.168	12:52:52.809
3	1:02.244	+0.730	12:53:55.053
4	1:02.003	+0.489	12:54:57.056
5	1:02.753	+1.239	12:55:59.809
6	1:02.060	+0.546	12:57:01.869
7	1:01.684	+0.170	12:58:03.553
8	1:01.689	+0.175	12:59:05.242
9	1:02.012	+0.498	13:00:07.254
10	1:01.514		13:01:08.768
11	1:01.889	+0.375	13:02:10.657
12	1:02.306	+0.792	13:03:12.963

(73) Chaplow / Evanson			
1	1:09.661	+8.139	12:51:49.218
2	1:03.727	+2.205	12:52:52.945
3	1:02.324	+0.802	12:53:55.269
4	1:01.867	+0.345	12:54:57.136

5	1:02.799	+1.277	12:55:59.935
6	1:02.109	+0.587	12:57:02.044
7	1:01.723	+0.201	12:58:03.767
8	1:01.609	+0.087	12:59:05.376
9	1:02.035	+0.513	13:00:07.411
10	1:01.522		13:01:08.933
11	1:02.427	+0.905	13:02:11.360
12	1:01.738	+0.216	13:03:13.098

(4) Pottinger / Pottinger			
1	1:09.727	+8.878	12:51:49.907
2	1:03.661	+2.812	12:52:53.568
3	1:03.329	+2.480	12:53:56.897
4	1:01.832	+0.983	12:54:58.729
5	1:02.546	+1.697	12:56:01.275
6	1:02.104	+1.255	12:57:03.379
7	1:00.849		12:58:04.228
8	1:01.527	+0.678	12:59:05.755
9	1:01.919	+1.070	13:00:07.674
10	1:02.193	+1.344	13:01:09.867
11	1:01.652	+0.803	13:02:11.519
12	1:01.643	+0.794	13:03:13.162

(170) Drowne / Swift			
1	1:07.135	+4.942	12:51:47.565
2	1:03.998	+1.805	12:52:51.563
3	1:02.898	+0.705	12:53:54.461
4	1:02.193		12:54:56.654
5	1:02.844	+0.651	12:55:59.498
6	1:04.397	+2.204	12:57:03.895
7	1:02.201	+0.008	12:58:06.096
8	1:03.140	+0.947	12:59:09.236
9	1:04.183	+1.990	13:00:13.419
10	1:03.066	+0.873	13:01:16.485
11	1:03.185	+0.992	13:02:19.670
12	1:03.411	+1.218	13:03:23.081

(26) Shand / Edwards			
1	1:10.140	+8.280	12:51:48.773
2	1:03.801	+1.941	12:52:52.574
3	1:03.807	+1.947	12:53:56.381
4	1:01.860		12:54:58.241
5	1:02.592	+0.732	12:56:00.833
6	1:03.296	+1.436	12:57:04.129
7	1:03.117	+1.257	12:58:07.246
8	1:03.756	+1.896	12:59:11.002
9	1:02.776	+0.916	13:00:13.778
10	1:03.481	+1.621	13:01:17.259
11	1:04.202	+2.342	13:02:21.461
12	1:03.866	+2.006	13:03:25.327

(22) Wrinn / Clark			
1	1:10.800	+8.310	12:51:51.859
2	1:05.854	+3.364	12:52:57.713
3	1:02.490		12:54:00.203
4	1:02.581	+0.091	12:55:02.784
5	1:03.114	+0.624	12:56:05.898
6	1:04.277	+1.787	12:57:10.175
7	1:04.442	+1.952	12:58:14.617
8	1:03.562	+1.072	12:59:18.179
9	1:04.974	+2.484	13:00:23.153

10	1:04.602	+2.112	13:01:27.755
11	1:05.371	+2.881	13:02:33.126
12	1:05.757	+3.267	13:03:38.883

(44) Body / Barrett			
1	1:09.880	+7.802	12:51:50.144
2	1:03.796	+1.718	12:52:53.940
3	1:03.178	+1.100	12:53:57.118
4	1:02.078		12:54:59.196
5	1:02.285	+0.207	12:56:01.481
6	1:03.032	+0.954	12:57:04.513
7	1:02.825	+0.747	12:58:07.338
8	1:02.204	+0.126	12:59:09.542
9	1:03.091	+1.013	13:00:12.633
10	1:04.361	+2.283	13:01:16.994
11	1:02.824	+0.746	13:02:19.818
12	1:20.257	+18.179	13:03:40.075

(117) Richardson / Two			
1	1:09.763	+4.672	12:51:50.903
2	1:06.459	+1.368	12:52:57.362
3	1:06.540	+1.449	12:54:03.902
4	1:05.910	+0.819	12:55:09.812
5	1:05.901	+0.810	12:56:15.713
6	1:05.096	+0.005	12:57:20.809
7	1:05.219	+0.128	12:58:26.028
8	1:05.446	+0.355	12:59:31.474
9	1:05.091		13:00:36.565
10	1:06.293	+1.202	13:01:42.858
11	1:05.722	+0.631	13:02:48.580

(62) Sloane / Sloane			
1	1:10.265	+5.083	12:51:51.604
2	1:06.399	+1.217	12:52:58.003
3	1:05.669	+0.487	12:54:03.672
4	1:06.020	+0.838	12:55:09.692
5	1:05.697	+0.515	12:56:15.389
6	1:05.182		12:57:20.571
7	1:05.280	+0.098	12:58:25.851
8	1:05.505	+0.323	12:59:31.356
9	1:05.769	+0.587	13:00:37.125
10	1:05.198	+0.016	13:01:42.323
11	1:06.492	+1.310	13:02:48.815

(91) Larder / English			
1	1:12.319	+8.259	12:51:54.811
2	1:08.143	+4.083	12:53:02.954
3	1:06.614	+2.554	12:54:09.568
4	1:05.546	+1.486	12:55:15.114
5	1:05.180	+1.120	12:56:20.294
6	1:04.913	+0.853	12:57:25.207
7	1:05.703	+1.643	12:58:30.910
8	1:05.908	+1.848	12:59:36.818
9	1:04.811	+0.751	13:00:41.629
10	1:04.060		13:01:45.689
11	1:05.826	+1.766	13:02:51.515

(88) Nicol / Pryde			
1	1:12.270	+6.544	12:51:53.729
2	1:07.013	+1.287	12:53:00.742
3	1:06.019	+0.293	12:54:06.761

Chief Timekeeper:

Clerk of Course:

Weather & Track: Bright / Dry

Results: www.sportstimingservices.com

Printed: 11/04/2010 13:06:06





Commercial Tyres



FRANCE BUTEL HOUBAINS



CONTRACTORS LTD

Thundersport GB - Rounds 3 and 4

Eastern Airways UK F1 Sidecars

Pembrey 1.456 Miles

Race 6

11/04/2010 12:50

Race started at 12:50:32

Lap	Lap Tm	Diff	Time of Day
4	1:05.863	+0.137	12:55:12.624
5	1:05.726		12:56:18.350
6	1:06.058	+0.332	12:57:24.408
7	1:06.018	+0.292	12:58:30.426
8	1:07.886	+2.160	12:59:38.312
9	1:06.499	+0.773	13:00:44.811
10	1:07.748	+2.022	13:01:52.559
11	1:08.310	+2.584	13:03:00.869

Lap	Lap Tm	Diff	Time of Day
-----	--------	------	-------------

Lap	Lap Tm	Diff	Time of Day
-----	--------	------	-------------

(42) Lindsey / Fairhurst

1	1:07.957	+0.896	12:53:06.523
2	1:07.061		12:54:13.584
3	1:07.757	+0.696	12:55:21.341
4	1:07.072	+0.011	12:56:28.413
5	1:07.621	+0.560	12:57:36.034
6	1:08.643	+1.582	12:58:44.677
7	1:09.033	+1.972	12:59:53.710
8	1:08.151	+1.090	13:01:01.861
9	1:09.582	+2.521	13:02:11.443
10	1:08.039	+0.978	13:03:19.482

Chief Timekeeper:

Clerk of Course:

Weather & Track: Bright / Dry

Results: www.sportstimingsservices.com

Printed: 11/04/2010 13:06:06





Thundersport GB - Rounds 3 and 4

Sorted on Laps

Eastern Airways UK F1 Sidecars

Pembrey 1.456 Miles

Race 14

11/04/2010 16:13

Race started at 16:13:09

Pos	No.	Name	Class	Make	Model	Laps	Total Tm	Diff	Best Tm	Best Spd	In Lap
1	77	Reeves / Cluze	F1 Sidecars	Suzuki	LCR	12	12:03.762		59.086	88.711	2
2	1	Birchall / Birchall	F1 Sidecars	Yamaha	LCR	12	12:06.095	2.333	59.382	88.269	5
3	15	Schofield / Thomas	F1 Sidecars	Suzuki	LCR	12	12:10.569	6.807	59.397	88.247	2
4	16	Peach / Richardson	F1 Sidecars	Suzuki	LCR	12	12:11.783	8.021	59.513	88.075	3
5	3	James / Morgan	F1 Sidecars	Suzuki	LCR	12	12:13.165	9.403	59.782	87.679	6
6	5	Edwards / Winn	F1 Sidecars	Suzuki	LCR	12	12:24.258	20.496	1:00.201	87.068	3
7	60	Holland / Watson	F1 Sidecars	Suzuki	LCR	12	12:29.288	25.526	1:00.143	87.152	3
8	75	Peddar / Steadman	F1 Sidecars	Suzuki	LCR	12	12:32.973	29.211	1:01.276	85.541	12
9	8	Bell / Hawes	F1 Sidecars	Suzuki	LCR	12	12:33.594	29.832	1:01.192	85.658	4
10	74	Bygrave / Charlwood	F1 Sidecars	Suzuki	LCR	12	12:33.770	30.008	1:01.193	85.657	4
11	48	Knapton / Belsey	F1 Sidecars	Suzuki	Baker	12	12:34.231	30.469	1:00.941	86.011	6
12	11	Gilbert / Allum	F1 Sidecars	Suzuki	LCR	12	12:35.851	32.089	1:01.151	85.716	4
13	73	Chaplow / Evanson	F1 Sidecars	Suzuki	LCR	12	12:35.963	32.201	1:00.860	86.126	7
14	72	Lawrie / Connell	F1 Sidecars	Suzuki	LCR	12	12:36.248	32.486	1:01.455	85.292	8
15	49	Lovelock / Howard	F1 Sidecars	Suzuki	LCR	12	12:41.048	37.286	1:01.630	85.049	6
16	90	Clarke / Graham	F1 Sidecars	Suzuki	LCR	12	12:41.690	37.928	1:00.814	86.191	7
17	4	Pottinger / Pottinger	F1 Sidecars	Yamaha	Windle	12	12:44.132	40.370	1:01.275	85.542	11
18	170	Drowne / Swift	F1 Sidecars	Suzuki	LCR	12	12:47.446	43.684	1:02.273	84.171	11
19	44	Body / Barrett	F1 Sidecars	Suzuki	LCR	12	12:52.654	48.892	1:02.570	83.772	6
20	26	Shand / Edwards	F1 Sidecars	Suzuki	LCR	12	12:53.969	50.207	1:02.577	83.762	11
21	19	Guy / MacBride	F1 Sidecars	Suzuki	LCR	12	12:54.122	50.360	1:02.715	83.578	6
22	22	Wrinn / Clark	F1 Sidecars	Suzuki	TWR	12	13:03.061	59.299	1:03.083	83.091	6
23	117	Richardson / Two	F1 Sidecars	Yamaha	LCR	11	12:24.855	1 Lap	1:03.550	82.480	3

Not classified ()

62	Sloane / Sloane	F1 Sidecars	Suzuki	LCR	9	10:15.098	DNF	1:06.105	79.292	9
91	Larder / English	F1 Sidecars	Yamaha	Windle	9	10:15.299	DNF	1:05.830	79.623	4
69	Lambert / Schofield	F1 Sidecars	Suzuki	LCR	6	6:26.483	DNF	1:01.161	85.702	4
88	Nicol / Pryde	F1 Sidecars	Suzuki	LCR	5	5:50.250	DNF	1:06.543	78.770	5
10	Robinson / Farmer	F1 Sidecars	Suzuki	LCR		9.385	DNF		-	0

Margin of Victory	Avg. Speed	Best Lap Tm	Best Spd	Best Lap by
2.333	86.906	59.086	88.711	77 - Reeves / Cluze

Chief Timekeeper:

Clerk of Course:

Weather & Track: Bright / Dry

Results: www.sportstimingservices.com





Thundersport GB - Rounds 3 and 4

Lapchart

Eastern Airways UK F1 Sidecars

Pembrey 1.456 Miles

Race 14

11/04/2010 16:13

Race started at 16:13:09

Competitors	Laps												
	0	1	2	3	4	5	6	7	8	9	10	11	12
Reeves / Cluze (77)	1	77	77	77	77	77	77	77	77	77	77	77	77
Schofield / Thomas (15)	2	15	15	15	15	15	15	1	1	1	1	1	1
James / Morgan (3)	3	3	1	1	1	1	1	15	15	15	15	15	15
Birchall / Birchall (1)	4	1	3	3	16	16	16	16	16	16	16	16	16
Holland / Watson (60)	5	60	16	16	3	3	3	3	3	3	3	3	3
Peach / Richardson (16)	6	16	60	60	60	60	60	5	5	5	5	5	5
Edwards / Winn (5)	7	5	5	5	5	5	5	60	60	60	60	60	60
Lawrie / Connell (72)	8	72	75	8	8	8	8	8	8	8	8	8	75
Peddar / Steadman (75)	9	75	8	75	75	75	75	75	75	75	75	75	8
Bygrave / Charlwood (74)	10	74	74	74	74	74	74	74	74	74	74	74	74
Clarke / Graham (90)	11	90	72	72	11	11	11	11	11	11	48	48	48
Lambert / Schofield (69)	12	69	69	11	72	72	48	48	48	48	11	11	11
Shand / Edwards (26)	13	26	11	48	48	48	72	72	72	72	73	72	73
Bell / Hawes (8)	14	8	48	69	69	69	69	73	73	73	73	72	73
Lovelock / Howard (49)	15	49	49	49	73	73	73	69	49	49	49	49	49
Knapton / Belsey (48)	16	48	73	73	49	49	49	49	90	90	90	90	90
Chaplow / Evanson (73)	17	73	26	26	26	26	170	90	170	170	170	4	4
Gilbert / Allum (11)	18	11	170	170	170	170	90	170	26	26	4	170	170
Body / Barrett (44)	19	44	44	19	19	90	26	26	4	4	26	19	44
Drowne / Swift (170)	20	170	19	44	44	19	19	4	19	19	19	44	19
Pottinger / Pottinger (4)	21	4	22	4	90	44	4	19	44	44	44	26	19
Guy / MacBride (19)	22	19	4	90	4	4	44	44	22	22	22	22	22
Richardson / Two (117)	23	117	117	22	22	22	22	117	117	117	117	117	117
Wrinn / Clark (22)	24	22	90	117	117	117	117	91	62	62			
Sloane / Sloane (62)	25	62	88	62	62	62	62	62	91	91			
Nicol / Pryde (88)	26	88	62	91	91	91	91						
Larder / English (91)	27	91	91	88	88	88	88						
Robinson / Farmer (10)	28	10											

Chief Timekeeper:

Clerk of Course:

Weather & Track: Bright / Dry

Results: www.sportstimeservices.com

Printed: 11/04/2010 16:28:39





Thundersport GB - Rounds 3 and 4

Eastern Airways UK F1 Sidecars

Pembrey 1.456 Miles

Race 14

11/04/2010 16:13

Race started at 16:13:09

Lap	Lap Tm	Diff	Time of Day
(77) Reeves / Cluze			
1	1:06.320	+7.234	16:14:15.591
2	59.086		16:15:14.677
3	59.276	+0.190	16:16:13.953
4	59.317	+0.231	16:17:13.270
5	59.399	+0.313	16:18:12.669
6	59.345	+0.259	16:19:12.014
7	59.390	+0.304	16:20:11.404
8	1:00.075	+0.989	16:21:11.479
9	1:00.998	+1.912	16:22:12.477
10	1:00.113	+1.027	16:23:12.590
11	59.990	+0.904	16:24:12.580
12	1:00.453	+1.367	16:25:13.033

Lap	Lap Tm	Diff	Time of Day
(1) Birchall / Birchall			
1	1:04.280	+4.898	16:14:16.774
2	59.986	+0.604	16:15:16.760
3	59.647	+0.265	16:16:16.407
4	59.479	+0.097	16:17:15.886
5	59.382		16:18:15.268
6	59.567	+0.185	16:19:14.835
7	1:00.743	+1.361	16:20:15.578
8	59.710	+0.328	16:21:15.288
9	1:00.884	+1.502	16:22:16.172
10	59.941	+0.559	16:23:16.113
11	59.826	+0.444	16:24:15.939
12	59.427	+0.045	16:25:15.366

Lap	Lap Tm	Diff	Time of Day
(15) Schofield / Thomas			
1	1:04.624	+5.227	16:14:15.898
2	59.397		16:15:15.295
3	59.492	+0.095	16:16:14.787
4	1:00.007	+0.610	16:17:14.794
5	59.668	+0.271	16:18:14.462
6	59.788	+0.391	16:19:14.250
7	1:01.444	+2.047	16:20:15.694
8	1:00.501	+1.104	16:21:16.195
9	1:01.425	+2.028	16:22:17.620
10	1:00.906	+1.509	16:23:18.526
11	1:00.786	+1.389	16:24:19.312
12	1:00.528	+1.131	16:25:19.840

Lap	Lap Tm	Diff	Time of Day
(16) Peach / Richardson			
1	1:04.561	+5.048	16:14:18.326
2	1:00.140	+0.627	16:15:18.466
3	59.513		16:16:17.979
4	59.595	+0.082	16:17:17.574
5	1:00.095	+0.582	16:18:17.669
6	59.815	+0.302	16:19:17.484
7	1:00.226	+0.713	16:20:17.710
8	1:00.137	+0.624	16:21:17.847
9	1:00.770	+1.257	16:22:18.617
10	1:01.804	+2.291	16:23:20.421
11	1:00.285	+0.772	16:24:20.706
12	1:00.348	+0.835	16:25:21.054

Lap	Lap Tm	Diff	Time of Day
(3) James / Morgan			
1	1:05.733	+5.951	16:14:17.791
2	1:00.140	+0.358	16:15:17.931
3	1:00.912	+1.130	16:16:18.843

Lap	Lap Tm	Diff	Time of Day
4	1:00.308	+0.526	16:17:19.151
5	59.783	+0.001	16:18:18.934
6	59.782		16:19:18.716
7	59.793	+0.011	16:20:18.509
8	1:00.670	+0.888	16:21:19.179
9	1:00.590	+0.808	16:22:19.769
10	1:01.818	+2.036	16:23:21.587
11	1:00.045	+0.263	16:24:21.632
12	1:00.804	+1.022	16:25:22.436

Lap	Lap Tm	Diff	Time of Day
(5) Edwards / Winn			
1	1:05.747	+5.546	16:14:19.552
2	1:00.757	+0.556	16:15:20.309
3	1:00.201		16:16:20.510
4	1:00.617	+0.416	16:17:21.127
5	1:00.816	+0.615	16:18:21.943
6	1:01.309	+1.108	16:19:23.252
7	1:01.076	+0.875	16:20:24.328
8	1:01.635	+1.434	16:21:25.963
9	1:00.972	+0.771	16:22:26.935
10	1:01.301	+1.100	16:23:28.236
11	1:03.186	+2.985	16:24:31.422
12	1:02.107	+1.906	16:25:33.529

Lap	Lap Tm	Diff	Time of Day
(60) Holland / Watson			
1	1:05.754	+5.611	16:14:18.517
2	1:01.077	+0.934	16:15:19.594
3	1:00.143		16:16:19.737
4	1:00.221	+0.078	16:17:19.958
5	1:00.344	+0.201	16:18:20.302
6	1:00.428	+0.285	16:19:20.730
7	1:11.316	+11.173	16:20:32.046
8	1:01.425	+1.282	16:21:33.471
9	1:00.537	+0.394	16:22:34.008
10	1:00.972	+0.829	16:23:34.980
11	1:01.895	+1.752	16:24:36.875
12	1:01.684	+1.541	16:25:38.559

Lap	Lap Tm	Diff	Time of Day
(75) Peddar / Steadman			
1	1:06.926	+5.650	16:14:21.048
2	1:03.115	+1.839	16:15:24.163
3	1:01.397	+0.121	16:16:25.560
4	1:01.295	+0.019	16:17:26.855
5	1:01.572	+0.296	16:18:28.427
6	1:01.523	+0.247	16:19:29.950
7	1:03.061	+1.785	16:20:33.011
8	1:01.652	+0.376	16:21:34.663
9	1:01.936	+0.660	16:22:36.599
10	1:02.043	+0.767	16:23:38.642
11	1:02.326	+1.050	16:24:40.968
12	1:01.276		16:25:42.244

Lap	Lap Tm	Diff	Time of Day
(8) Bell / Hawes			
1	1:06.250	+5.058	16:14:21.358
2	1:02.323	+1.131	16:15:23.681
3	1:01.612	+0.420	16:16:25.293
4	1:01.192		16:17:26.485
5	1:01.737	+0.545	16:18:28.222
6	1:01.324	+0.132	16:19:29.546
7	1:02.976	+1.784	16:20:32.522
8	1:02.070	+0.878	16:21:34.592

Lap	Lap Tm	Diff	Time of Day
9	1:01.646	+0.454	16:22:36.238
10	1:02.248	+1.056	16:23:38.486
11	1:02.366	+1.174	16:24:40.852
12	1:02.013	+0.821	16:25:42.865

Lap	Lap Tm	Diff	Time of Day
(74) Bygrave / Chartwood			
1	1:07.588	+6.395	16:14:21.968
2	1:02.711	+1.518	16:15:24.679
3	1:01.368	+0.175	16:16:26.047
4	1:01.193		16:17:27.240
5	1:01.471	+0.278	16:18:28.711
6	1:01.586	+0.393	16:19:30.297
7	1:03.005	+1.812	16:20:33.302
8	1:01.566	+0.373	16:21:34.868
9	1:01.839	+0.646	16:22:36.707
10	1:02.108	+0.915	16:23:38.815
11	1:02.359	+1.166	16:24:41.174
12	1:01.867	+0.674	16:25:43.041

Lap	Lap Tm	Diff	Time of Day
(48) Knapton / Belsey			
1	1:07.680	+6.739	16:14:23.406
2	1:02.672	+1.731	16:15:26.078
3	1:01.911	+0.970	16:16:27.989
4	1:01.343	+0.402	16:17:29.332
5	1:01.133	+0.192	16:18:30.465
6	1:00.941		16:19:31.406
7	1:02.624	+1.683	16:20:34.030
8	1:01.756	+0.815	16:21:35.786
9	1:01.674	+0.733	16:22:37.460
10	1:01.912	+0.971	16:23:39.372
11	1:02.079	+1.138	16:24:41.451
12	1:02.051	+1.110	16:25:43.502

Lap	Lap Tm	Diff	Time of Day
(11) Gilbert / Allum			
1	1:07.452	+6.301	16:14:23.251
2	1:02.490	+1.339	16:15:25.741
3	1:01.187	+0.036	16:16:26.928
4	1:01.151		16:17:28.079
5	1:01.770	+0.619	16:18:29.849
6	1:01.225	+0.074	16:19:31.074
7	1:02.890	+1.739	16:20:33.964
8	1:01.676	+0.525	16:21:35.640
9	1:01.610	+0.459	16:22:37.250
10	1:02.377	+1.226	16:23:39.627
11	1:02.736	+1.585	16:24:42.363
12	1:02.759	+1.608	16:25:45.122

Lap	Lap Tm	Diff	Time of Day
(73) Chaplow / Evanson			
1	1:08.133	+7.273	16:14:23.895
2	1:04.581	+3.721	16:15:28.476
3	1:01.146	+0.286	16:16:29.622
4	1:01.324	+0.464	16:17:30.946
5	1:01.436	+0.576	16:18:32.382
6	1:01.814	+0.954	16:19:34.196
7	1:00.860		16:20:35.056
8	1:01.435	+0.575	16:21:36.491
9	1:01.519	+0.659	16:22:38.010
10	1:01.771	+0.911	16:23:39.781
11	1:03.129	+2.269	16:24:42.910
12	1:02.324	+1.464	16:25:45.234

Chief Timekeeper:
Clerk of Course:
Weather & Track: Bright / Dry
Results: www.sportstimingservices.com
Printed: 11/04/2010 16:27:36





Thundersport GB - Rounds 3 and 4

Eastern Airways UK F1 Sidecars

Pembrey 1.456 Miles

Race 14

11/04/2010 16:13

Race started at 16:13:09

Lap	Lap Tm	Diff	Time of Day
(72) Lawrie / Connell			
1	1:08.686	+7.231	16:14:22.610
2	1:02.826	+1.371	16:15:25.436
3	1:02.235	+0.780	16:16:27.671
4	1:01.496	+0.041	16:17:29.167
5	1:02.012	+0.557	16:18:31.179
6	1:01.639	+0.184	16:19:32.818
7	1:01.816	+0.361	16:20:34.634
8	1:01.455		16:21:36.089
9	1:01.711	+0.256	16:22:37.800
10	1:02.609	+1.154	16:23:40.409
11	1:02.208	+0.753	16:24:42.617
12	1:02.902	+1.447	16:25:45.519

(49) Lovelock / Howard			
1	1:08.328	+6.698	16:14:23.682
2	1:04.619	+2.989	16:15:28.301
3	1:03.953	+2.323	16:16:32.254
4	1:02.199	+0.569	16:17:34.453
5	1:02.608	+0.978	16:18:37.061
6	1:01.630		16:19:38.691
7	1:02.117	+0.487	16:20:40.808
8	1:01.983	+0.353	16:21:42.791
9	1:01.675	+0.045	16:22:44.466
10	1:01.660	+0.030	16:23:46.126
11	1:01.849	+0.219	16:24:47.975
12	1:02.344	+0.714	16:25:50.319

(90) Clarke / Graham			
1	1:13.617	+12.803	16:14:28.442
2	1:03.589	+2.775	16:15:32.031
3	1:01.804	+0.990	16:16:33.835
4	1:02.368	+1.554	16:17:36.203
5	1:02.099	+1.285	16:18:38.302
6	1:02.401	+1.587	16:19:40.703
7	1:00.814		16:20:41.517
8	1:01.683	+0.869	16:21:43.200
9	1:01.615	+0.801	16:22:44.815
10	1:01.640	+0.826	16:23:46.455
11	1:01.830	+1.016	16:24:48.285
12	1:02.676	+1.862	16:25:50.961

(4) Pottinger / Pottinger			
1	1:11.165	+9.890	16:14:28.014
2	1:02.805	+1.530	16:15:30.819
3	1:03.260	+1.985	16:16:34.079
4	1:03.123	+1.848	16:17:37.202
5	1:02.560	+1.285	16:18:39.762
6	1:02.360	+1.085	16:19:42.122
7	1:03.214	+1.939	16:20:45.336
8	1:02.243	+0.968	16:21:47.579
9	1:01.696	+0.421	16:22:49.275
10	1:01.334	+0.059	16:23:50.609
11	1:01.275		16:24:51.884
12	1:01.519	+0.244	16:25:53.403

(170) Drowne / Swift			
1	1:09.007	+6.734	16:14:25.514
2	1:03.527	+1.254	16:15:29.041
3	1:03.980	+1.707	16:16:33.021
4	1:02.426	+0.153	16:17:35.447

5	1:02.639	+0.366	16:18:38.086
6	1:02.758	+0.485	16:19:40.844
7	1:03.169	+0.896	16:20:44.013
8	1:02.750	+0.477	16:21:46.763
9	1:02.355	+0.082	16:22:49.118
10	1:02.442	+0.169	16:23:51.560
11	1:02.273		16:24:53.833
12	1:02.884	+0.611	16:25:56.717

(44) Body / Barrett			
1	1:09.708	+7.138	16:14:26.154
2	1:04.337	+1.767	16:15:30.491
3	1:03.158	+0.588	16:16:33.649
4	1:03.407	+0.837	16:17:37.056
5	1:03.261	+0.691	16:18:40.317
6	1:02.570		16:19:42.887
7	1:03.890	+1.320	16:20:46.777
8	1:02.739	+0.169	16:21:49.516
9	1:02.817	+0.247	16:22:52.333
10	1:02.969	+0.399	16:23:55.302
11	1:03.319	+0.749	16:24:58.621
12	1:03.304	+0.734	16:26:01.925

(26) Shand / Edwards			
1	1:10.352	+7.775	16:14:25.394
2	1:03.510	+0.933	16:15:28.904
3	1:03.513	+0.936	16:16:32.417
4	1:02.733	+0.156	16:17:35.150
5	1:03.732	+1.155	16:18:38.882
6	1:02.629	+0.052	16:19:41.511
7	1:03.233	+0.656	16:20:44.744
8	1:02.724	+0.147	16:21:47.468
9	1:02.712	+0.135	16:22:50.180
10	1:06.704	+4.127	16:23:56.884
11	1:02.577		16:24:59.461
12	1:03.779	+1.202	16:26:03.240

(19) Guy / MacBride			
1	1:09.371	+6.656	16:14:26.488
2	1:03.536	+0.821	16:15:30.024
3	1:03.470	+0.755	16:16:33.494
4	1:03.194	+0.479	16:17:36.688
5	1:02.921	+0.206	16:18:39.609
6	1:02.715		16:19:42.324
7	1:04.081	+1.366	16:20:46.405
8	1:02.771	+0.056	16:21:49.176
9	1:02.798	+0.083	16:22:51.974
10	1:02.976	+0.261	16:23:54.950
11	1:04.098	+1.383	16:24:59.048
12	1:04.345	+1.630	16:26:03.393

(22) Wrinn / Clark			
1	1:09.488	+6.405	16:14:26.843
2	1:05.915	+2.832	16:15:32.758
3	1:03.658	+0.575	16:16:36.416
4	1:03.678	+0.595	16:17:40.094
5	1:03.554	+0.471	16:18:43.648
6	1:03.083		16:19:46.731
7	1:04.133	+1.050	16:20:50.864
8	1:04.351	+1.268	16:21:55.215
9	1:03.787	+0.704	16:22:59.002

10	1:03.981	+0.898	16:24:02.983
11	1:04.560	+1.477	16:25:07.543
12	1:04.789	+1.706	16:26:12.332

(117) Richardson / Two			
1	1:10.950	+7.400	16:14:28.183
2	1:05.527	+1.977	16:15:33.710
3	1:03.550		16:16:37.260
4	1:05.069	+1.519	16:17:42.329
5	1:06.021	+2.471	16:18:48.350
6	1:15.068	+11.518	16:20:03.418
7	1:06.297	+2.747	16:21:09.715
8	1:07.755	+4.205	16:22:17.470
9	1:05.678	+2.128	16:23:23.148
10	1:06.111	+2.561	16:24:29.259
11	1:04.867	+1.317	16:25:34.126

(62) Sloane / Sloane			
1	1:12.386	+6.281	16:14:30.198
2	1:06.729	+0.624	16:15:36.927
3	1:06.159	+0.054	16:16:43.086
4	1:06.765	+0.660	16:17:49.851
5	1:07.481	+1.376	16:18:57.332
6	1:06.956	+0.851	16:20:04.288
7	1:07.349	+1.244	16:21:11.637
8	1:06.627	+0.522	16:22:18.264
9	1:06.105		16:23:24.369

(91) Larder / English			
1	1:12.671	+6.841	16:14:31.249
2	1:07.043	+1.213	16:15:38.292
3	1:05.865	+0.035	16:16:44.157
4	1:05.830		16:17:49.987
5	1:07.626	+1.796	16:18:57.613
6	1:06.835	+1.005	16:20:04.448
7	1:06.812	+0.982	16:21:11.260
8	1:07.294	+1.464	16:22:18.554
9	1:06.016	+0.186	16:23:24.570

(69) Lambert / Schofield			
1	1:08.020	+6.859	16:14:22.960
2	1:04.813	+3.652	16:15:27.773
3	1:01.624	+0.463	16:16:29.397
4	1:01.161		16:17:30.558
5	1:01.599	+0.438	16:18:32.157
6	1:03.597	+2.436	16:19:35.754

(88) Nicol / Pryde			
1	1:12.119	+5.576	16:14:30.068
2	1:08.591	+2.048	16:15:38.659
3	1:07.007	+0.464	16:16:45.666
4	1:07.312	+0.769	16:17:52.978
5	1:06.543		16:18:59.521

Chief Timekeeper:
Clerk of Course:
Weather & Track: Bright / Dry
Results: www.sportstimingservices.com
Printed: 11/04/2010 16:27:36





Thundersport GB - Rounds 3 and 4

Sorted on Best Lap time

LMB Sreetfighters

Pembrey 1.456 Miles

Qualifying

10/04/2010 10:14

Practice started at 10:14:59

Pos	No.	Name	Class	Make	Model	Best Tm	In Lap	Diff	2nd Best	2nd Lap
1	3	Carl Marsden	Streetfighter A	Aprilia	1000 A	1:00.834	14		1:00.933	10
2	95	Jamie Wilkins	Streetfighter A	Suzuki	750 A	1:01.257	15	0.423	1:01.542	6
3	10	Andrew Plaskitt	Streetfighter A	Aprilia	1000 A	1:02.463	11	1.629	1:02.710	18
4	12	Lee Hardy	Streetfighter A	Aprilia	1000 A	1:02.473	10	1.639	1:02.535	9
5	39	Warren Scott	Streetfighter A	Harley Davi	1200 A	1:03.103	4	2.269	1:03.471	8
6	44	Michael Riddle	Streetfighter A	Kawasaki	636 A	1:03.733	11	2.899	1:03.887	12
7	22	Mark Andrew	Streetfighter A	Triumph	675 A	1:04.139	15	3.305	1:04.393	12
8	30	Barry Utting	Streetfighter B	Honda	600 B	1:04.169	18	3.335	1:04.572	8
9	52	Sean Goldsmith	Streetfighter C	KTM	690 C	1:05.349	14	4.515	1:05.809	13
10	7	Duncan McMillan	Streetfighter C	KTM	690 C	1:05.657	15	4.823	1:06.484	8
11	35	Anthony Hughes	Streetfighter C	KTM	660 C	1:05.658	11	4.824	1:06.045	10
12	5	Mick Everitt	Streetfighter C	KTM	660 C	1:06.303	17	5.469	1:06.978	14
13	48	Richard Harrison	Streetfighter B	Honda	600 B	1:06.733	6	5.899	1:07.475	5
14	50	Darren Smith	Streetfighter B	Honda	600 B	1:07.728	5	6.894	1:07.846	7
15	77	Nigel Davis	Streetfighter B	Yamaha	600 B	1:08.542	6	7.708	1:08.636	10
16	6	Garry Coombes	Streetfighter C	Aprilia	550 C	1:08.670	16	7.836	1:08.900	11
17	86	Chris Boland	Streetfighter A	Suzuki	600 A	1:08.982	11	8.148	1:09.107	15
18	111	Richard Seago	Streetfighter C	KTM	660 C	1:09.613	11	8.779	1:10.432	7
19	9	Richard Stoney	Streetfighter C	KTM	660 C	1:09.704	9	8.870	1:10.002	7
20	84	John Coleman	Streetfighter C	KTM	660 C	1:09.929	3	9.095	1:10.168	7
21	51	Darryl Harrison	Streetfighter C	Honda	500 C	1:10.070	12	9.236	1:10.074	10
22	115	Keith Warren	Streetfighter C	Kawasaki	476 C	1:11.226	6	10.392	1:11.832	4
23	177	Gary Paul	Streetfighter C	Honda	450 C	1:12.766	10	11.932	1:13.119	8
24	98	Robert Pragnell	Streetfighter B	Suzuki	600 B	1:13.543	8	12.709	1:13.566	7
25	70	Nathan Hutchinson	Streetfighter C	Honda	500 C	1:14.022	4	13.188	1:14.078	5
26	46	James Flood	Streetfighter C	KTM	690 C	1:15.343	9	14.509	1:16.266	8
27	8	Mark Lumb	Streetfighter B	Ducati	900 B	1:20.041	15	19.207	1:20.139	5
28	525	Martin Ayres	Streetfighter B	Kawasaki	600 B	7:17.712	1	6:16.878		0
29	33	Andy Denyer	Streetfighter B	Triumph	675 B		0			0
30	42	Kevin Spence	Streetfighter C	Husaberg	650 C		0			0

Chief Timekeeper:

Clerk of Course:

Weather & Track: Bright / Dry

Results: www.sportstimingsservices.com

Printed: 10/04/2010 10:36:44





Thundersport GB - Rounds 3 and 4


LMB Sreetfighters

Pembrey 1.456 Miles

Race 3

10/04/2010 13:40

Race



POLE POSITION

	1	2	3	4
1	3	95	10	12
2	39	44	22	30
3	52	7	35	5
4	48	50	77	6
5	86	111	9	84
6	51	115	177	98
7	70	46	8	525
8	33	42		

Chief Timekeeper:

Clerk of Course:

Weather & Track: Bright / Dry

Results: www.sportstimingsservices.com

Printed: 10/04/2010 10:37:32





Thundersport GB - Rounds 3 and 4

Sorted on Laps

LMB Sreetfighters

Pembrey 1.456 Miles

Race 3

10/04/2010 13:52

Race started at 13:52:01

Pos	No.	Name	Class	Make	Model	Laps	Total Tm	Diff	Best Tm	Best Spd	In Lap
1	95	Jamie Wilkins	Streetfighter A	Suzuki	750 A	7	7:16.403		1:00.870	86.111	4
2	3	Carl Marsden	Streetfighter A	Aprilia	1000 A	7	7:16.809	0.406	1:00.380	86.810	4
3	10	Andrew Plaskitt	Streetfighter A	Aprilia	1000 A	7	7:27.474	11.071	1:02.694	83.606	3
4	30	Barry Utting	Streetfighter B	Honda	600 B	7	7:30.178	13.775	1:02.743	83.541	3
5	44	Michael Riddle	Streetfighter A	Kawasaki	636 A	7	7:30.529	14.126	1:03.007	83.191	4
6	22	Mark Andrew	Streetfighter A	Triumph	675 A	7	7:35.433	19.030	1:03.064	83.116	3
7	52	Sean Goldsmith	Streetfighter C	KTM	690 C	7	7:50.942	34.539	1:05.178	80.420	3
8	48	Richard Harrison	Streetfighter B	Honda	600 B	7	7:54.488	38.085	1:06.312	79.045	7
9	50	Darren Smith	Streetfighter B	Honda	600 B	7	7:55.901	39.498	1:06.643	78.652	5
10	35	Anthony Hughes	Streetfighter C	KTM	660 C	7	7:56.391	39.988	1:05.148	80.457	4
11	525	Martin Ayres	Streetfighter B	Kawasaki	600 B	7	8:01.117	44.714	1:06.655	78.638	4
12	5	Mick Everitt	Streetfighter C	KTM	660 C	7	8:05.410	49.007	1:06.508	78.812	6
13	86	Chris Boland	Streetfighter A	Suzuki	600 A	7	8:07.849	51.446	1:08.085	76.986	4
14	115	Keith Warren	Streetfighter C	Kawasaki	476 C	7	8:12.790	56.387	1:08.468	76.555	5
15	77	Nigel Davis	Streetfighter B	Yamaha	600 B	7	8:13.638	57.235	1:08.905	76.070	6
16	9	Richard Stoney	Streetfighter C	KTM	660 C	7	8:14.702	58.299	1:08.307	76.736	7
17	84	John Coleman	Streetfighter C	KTM	660 C	7	8:16.364	59.961	1:09.035	75.927	3
18	111	Richard Seago	Streetfighter C	KTM	660 C	7	8:17.200	1:00.797	1:08.820	76.164	4
19	51	Darryl Harrison	Streetfighter C	Honda	500 C	7	8:21.695	1:05.292	1:09.347	75.585	4
20	6	Garry Coombes	Streetfighter C	Aprilia	550 C	7	8:22.030	1:05.627	1:07.831	77.274	5
21	177	Gary Paul	Streetfighter C	Honda	450 C	6	7:20.296	1 Lap	1:11.354	73.459	3
22	46	James Flood	Streetfighter C	KTM	690 C	6	7:43.680	1 Lap	1:14.343	70.506	6
23	8	Mark Lumb	Streetfighter B	Ducati	900 B	6	8:17.396	1 Lap	1:19.559	65.883	3

Not classified ()

70	Nathan Hutchinson	Streetfighter C	Honda	500 C	4	5:05.128	DNF	1:13.697	71.124	3
98	Robert Pragnell	Streetfighter B	Suzuki	600 B	2	2:43.047	DNF	1:18.120	67.097	2
7	Duncan McMillan	Streetfighter C	KTM	690 C	1	1:15.762	DNF	1:11.980	72.820	1

Announcements

*** No. 6 - 10 Second Penalty - Jumpstart ***

Margin of Victory	Avg. Speed	Best Lap Tm	Best Spd	Best Lap by
0.406	84.076	1:00.380	86.810	3 - Carl Marsden


Chief Timekeeper:

Clerk of Course:

Weather & Track: Bright / Dry

Results: www.sportstimingservices.com





Thundersport GB - Rounds 3 and 4

Lapchart

LMB Sreetfighters

Pembrey 1.456 Miles

Race 3

10/04/2010 13:52

Race started at 13:52:01

Competitors	Laps							
	0	1	2	3	4	5	6	7
Carl Marsden (3)	1	3	95	95	95	95	95	95
Jamie Wilkins (95)	2	95	3	3	3	3	3	3
Andrew Plaskitt (10)	3	10	10	10	10	10	10	10
Michael Riddle (44)	4	44	30	30	30	30	30	30
Mark Andrew (22)	5	22	44	44	44	44	44	44
Barry Utting (30)	6	30	22	22	22	22	22	22
Mick Everitt (5)	7	5	52	52	52	52	52	52
Sean Goldsmith (52)	8	52	50	50	48	48	48	48
Anthony Hughes (35)	9	35	48	48	50	50	50	50
Duncan McMillan (7)	10	7	35	525	525	525	525	35
Richard Harrison (48)	11	48	525	86	86	35	35	525
Darren Smith (50)	12	50	7	5	35	86	86	5
Garry Coombes (6)	13	6	5	77	5	5	5	86
Nigel Davis (77)	14	77	86	115	77	115	6	115
Chris Boland (86)	15	86	77	6	6	6	115	6
John Coleman (84)	16	84	6	35	115	77	77	77
Richard Seago (111)	17	111	115	84	84	84	84	9
Richard Stoney (9)	18	9	84	111	111	111	9	84
Keith Warren (115)	19	115	111	9	9	9	111	111
Gary Paul (177)	20	177	9	51	51	51	51	51
Darryl Harrison (51)	21	51	177	177	177	177	177	
Martin Ayres (525)	22	525	51	70	70	70	46	46
Nathan Hutchinson (70)	23	70	70	98	46	46	8	8
Mark Lumb (8)	24	8	98	46	8	8		
Robert Pragnell (98)	25	98	46	8				
James Flood (46)	26	46	8					

Chief Timekeeper:

Clerk of Course:

Weather & Track: Bright / Dry

Results: www.sportstimingservices.com

Printed: 10/04/2010 15:07:53





Thundersport GB - Rounds 3 and 4

LMB Sreetfighters

Pembrey 1.456 Miles

Race 3

10/04/2010 13:52

Race started at 13:52:01

Lap	Lap Tm	Diff	Time of Day
(95) Jamie Wilkins			
1	1:07.288	+6.418	13:53:08.754
2	1:01.321	+0.451	13:54:10.075
3	1:00.969	+0.099	13:55:11.044
4	1:00.870		13:56:11.914
5	1:01.737	+0.867	13:57:13.651
6	1:02.500	+1.630	13:58:16.151
7	1:01.694	+0.824	13:59:17.845
(3) Carl Marsden			
1	1:08.042	+7.662	13:53:09.484
2	1:01.320	+0.940	13:54:10.804
3	1:00.952	+0.572	13:55:11.756
4	1:00.380		13:56:12.136
5	1:01.721	+1.341	13:57:13.857
6	1:02.494	+2.114	13:58:16.351
7	1:01.900	+1.520	13:59:18.251
(10) Andrew Plaskitt			
1	1:08.879	+6.185	13:53:10.366
2	1:02.814	+0.120	13:54:13.180
3	1:02.694		13:55:15.874
4	1:02.809	+0.115	13:56:18.683
5	1:03.047	+0.353	13:57:21.730
6	1:03.351	+0.657	13:58:25.081
7	1:03.835	+1.141	13:59:28.916
(30) Barry Utting			
1	1:06.270	+3.527	13:53:10.982
2	1:03.111	+0.368	13:54:14.093
3	1:02.743		13:55:16.836
4	1:02.829	+0.086	13:56:19.665
5	1:04.171	+1.428	13:57:23.836
6	1:03.925	+1.182	13:58:27.761
7	1:03.859	+1.116	13:59:31.620
(44) Michael Riddle			
1	1:06.838	+3.831	13:53:11.301
2	1:03.436	+0.429	13:54:14.737
3	1:03.217	+0.210	13:55:17.954
4	1:03.007		13:56:20.961
5	1:03.470	+0.463	13:57:24.431
6	1:04.275	+1.268	13:58:28.706
7	1:03.265	+0.258	13:59:31.971
(22) Mark Andrew			
1	1:07.546	+4.482	13:53:12.163
2	1:03.504	+0.440	13:54:15.667
3	1:03.064		13:55:18.731
4	1:03.720	+0.656	13:56:22.451
5	1:03.937	+0.873	13:57:26.388
6	1:05.175	+2.111	13:58:31.563
7	1:05.312	+2.248	13:59:36.875
(52) Sean Goldsmith			
1	1:08.325	+3.147	13:53:13.457
2	1:05.553	+0.375	13:54:19.010
3	1:05.178		13:55:24.188
4	1:06.543	+1.365	13:56:30.731
5	1:06.429	+1.251	13:57:37.160

Lap	Lap Tm	Diff	Time of Day
6	1:07.741	+2.563	13:58:44.901
7	1:07.483	+2.305	13:59:52.384
(48) Richard Harrison			
1	1:10.608	+4.296	13:53:16.207
2	1:06.909	+0.597	13:54:23.116
3	1:06.546	+0.234	13:55:29.662
4	1:06.732	+0.420	13:56:36.394
5	1:06.502	+0.190	13:57:42.896
6	1:06.722	+0.410	13:58:49.618
7	1:06.312		13:59:55.930
(50) Darren Smith			
1	1:10.210	+3.567	13:53:15.897
2	1:07.059	+0.416	13:54:22.956
3	1:07.432	+0.789	13:55:30.388
4	1:06.790	+0.147	13:56:37.178
5	1:06.643		13:57:43.821
6	1:06.858	+0.215	13:58:50.679
7	1:06.664	+0.021	13:59:57.343
(35) Anthony Hughes			
1	1:11.467	+6.319	13:53:16.622
2	1:12.392	+7.244	13:54:29.014
3	1:05.524	+0.376	13:55:34.538
4	1:05.148		13:56:39.686
5	1:05.656	+0.508	13:57:45.342
6	1:07.069	+1.921	13:58:52.411
7	1:05.422	+0.274	13:59:57.833
(525) Martin Ayres			
1	1:10.024	+3.369	13:53:16.985
2	1:07.164	+0.509	13:54:24.149
3	1:07.024	+0.369	13:55:31.173
4	1:06.655		13:56:37.828
5	1:07.393	+0.738	13:57:45.221
6	1:07.131	+0.476	13:58:52.352
7	1:10.207	+3.552	14:00:02.559
(5) Mick Everitt			
1	1:12.258	+5.750	13:53:17.378
2	1:09.193	+2.685	13:54:26.571
3	1:07.987	+1.479	13:55:34.558
4	1:08.220	+1.712	13:56:42.778
5	1:09.033	+2.525	13:57:51.811
6	1:06.508		13:58:58.319
7	1:08.533	+2.025	14:00:06.852
(86) Chris Boland			
1	1:11.571	+3.486	13:53:17.722
2	1:08.381	+0.296	13:54:26.103
3	1:08.169	+0.084	13:55:34.272
4	1:08.085		13:56:42.357
5	1:09.167	+1.082	13:57:51.524
6	1:08.334	+0.249	13:58:59.858
7	1:09.433	+1.348	14:00:09.291
(115) Keith Warren			
1	1:12.699	+4.231	13:53:19.455
2	1:09.300	+0.832	13:54:28.755
3	1:08.733	+0.265	13:55:37.488

Lap	Lap Tm	Diff	Time of Day
4	1:09.158	+0.690	13:56:46.646
5	1:08.468		13:57:55.114
6	1:09.106	+0.638	13:59:04.220
7	1:10.012	+1.544	14:00:14.232
(77) Nigel Davis			
1	1:12.713	+3.808	13:53:18.632
2	1:09.010	+0.105	13:54:27.642
3	1:09.042	+0.137	13:55:36.684
4	1:10.046	+1.141	13:56:46.730
5	1:10.071	+1.166	13:57:56.801
6	1:08.905		13:59:05.706
7	1:09.374	+0.469	14:00:15.080
(9) Richard Stoney			
1	1:15.210	+6.903	13:53:21.876
2	1:09.541	+1.234	13:54:31.417
3	1:08.718	+0.411	13:55:40.135
4	1:09.797	+1.490	13:56:49.932
5	1:08.402	+0.095	13:57:58.334
6	1:09.503	+1.196	13:59:07.837
7	1:08.307		14:00:16.144
(84) John Coleman			
1	1:14.190	+5.155	13:53:20.522
2	1:09.231	+0.196	13:54:29.753
3	1:09.035		13:55:38.788
4	1:09.221	+0.186	13:56:48.009
5	1:09.830	+0.795	13:57:57.839
6	1:09.910	+0.875	13:59:07.749
7	1:10.057	+1.022	14:00:17.806
(111) Richard Seago			
1	1:14.167	+5.347	13:53:20.706
2	1:09.972	+1.152	13:54:30.678
3	1:09.145	+0.325	13:55:39.823
4	1:08.820		13:56:48.643
5	1:09.540	+0.720	13:57:58.183
6	1:10.411	+1.591	13:59:08.594
7	1:10.048	+1.228	14:00:18.642
(51) Darryl Harrison			
1	1:15.856	+6.509	13:53:22.650
2	1:10.929	+1.582	13:54:33.579
3	1:09.989	+0.642	13:55:43.568
4	1:09.347		13:56:52.915
5	1:09.965	+0.618	13:58:02.880
6	1:09.718	+0.371	13:59:12.598
7	1:10.539	+1.192	14:00:23.137
(6) Garry Coombes			
1	1:13.283	+5.452	13:53:18.986
2	1:09.896	+2.065	13:54:28.882
3	1:08.063	+0.232	13:55:36.945
4	1:09.783	+1.952	13:56:46.728
5	1:07.831		13:57:54.559
6	1:09.807	+1.976	13:59:04.366
7	1:09.106	+1.275	14:00:13.472
(177) Gary Paul			
1	1:15.493	+4.139	13:53:22.261

Chief Timekeeper:

Clerk of Course:

Weather & Track: Bright / Dry

Results: www.sportstimingsservices.com

Printed: 10/04/2010 14:01:46





Thundersport GB - Rounds 3 and 4

LMB Sreetfighters

Pembrey 1.456 Miles

Race 3

10/04/2010 13:52

Race started at 13:52:01

Lap	Lap Tm	Diff	Time of Day
2	1:11.357	+0.003	13:54:33.618
3	1:11.354		13:55:44.972
4	1:11.934	+0.580	13:56:56.906
5	1:11.975	+0.621	13:58:08.881
6	1:12.857	+1.503	13:59:21.738

(46) James Flood

1	1:21.049	+6.706	13:53:28.567
2	1:16.694	+2.351	13:54:45.261
3	1:15.363	+1.020	13:56:00.624
4	1:15.434	+1.091	13:57:16.058
5	1:14.721	+0.378	13:58:30.779
6	1:14.343		13:59:45.122

(8) Mark Lumb

1	1:23.152	+3.593	13:53:30.337
2	1:19.788	+0.229	13:54:50.125
3	1:19.559		13:56:09.684
4	1:20.512	+0.953	13:57:30.196
5	1:22.972	+3.413	13:58:53.168
6	1:25.670	+6.111	14:00:18.838

(70) Nathan Hutchinson

1	1:16.679	+2.982	13:53:23.763
2	1:13.849	+0.152	13:54:37.612
3	1:13.697		13:55:51.309
4	1:15.261	+1.564	13:57:06.570

(98) Robert Pragnell

1	1:19.105	+0.985	13:53:26.369
2	1:18.120		13:54:44.489

(7) Duncan McMillan

1	1:11.980		13:53:17.204
---	----------	--	--------------

Lap	Lap Tm	Diff	Time of Day
-----	--------	------	-------------

Lap	Lap Tm	Diff	Time of Day
-----	--------	------	-------------

Chief Timekeeper:

Clerk of Course:

Weather & Track: Bright / Dry

Results: www.sportstimingsservices.com

Printed: 10/04/2010 14:01:46





Thundersport GB - Rounds 3 and 4

Sorted on Laps

LMB Sreetfighters

Pembrey 1.456 Miles

Race 11

10/04/2010 17:05

Race started at 17:05:02

Pos	No.	Name	Class	Make	Model	Laps	Total Tm	Diff	Best Tm	Best Spd	In Lap
1	95	Jamie Wilkins	Streetfighter A	Suzuki	750 A	10	10:18.792		1:00.641	86.437	7
2	3	Carl Marsden	Streetfighter A	Aprilia	1000 A	10	10:19.819	1.027	1:00.348	86.856	8
3	30	Barry Utting	Streetfighter B	Honda	600 B	10	10:43.436	24.644	1:02.662	83.649	4
4	12	Lee Hardy	Streetfighter A	Aprilia	1000 A	10	10:45.786	26.994	1:02.814	83.446	6
5	44	Michael Riddle	Streetfighter A	Kawasaki	636 A	10	10:46.721	27.929	1:03.429	82.637	4
6	10	Andrew Plaskitt	Streetfighter A	Aprilia	1000 A	10	10:46.886	28.094	1:02.484	83.887	3
7	22	Mark Andrew	Streetfighter A	Triumph	675 A	10	10:51.772	32.980	1:03.161	82.988	3
8	35	Anthony Hughes	Streetfighter C	KTM	660 C	10	11:03.516	44.724	1:05.128	80.482	6
9	52	Sean Goldsmith	Streetfighter C	KTM	690 C	10	11:06.464	47.672	1:05.145	80.461	2
10	525	Martin Ayres	Streetfighter B	Kawasaki	600 B	10	11:10.296	51.504	1:05.718	79.759	3
11	48	Richard Harrison	Streetfighter B	Honda	600 B	10	11:10.592	51.800	1:05.894	79.546	4
12	50	Darren Smith	Streetfighter B	Honda	600 B	10	11:19.261	1:00.469	1:06.098	79.300	9
13	5	Mick Everitt	Streetfighter C	KTM	660 C	10	11:19.266	1:00.474	1:06.586	78.719	4
14	86	Chris Boland	Streetfighter A	Suzuki	600 A	9	10:21.896	1 Lap	1:07.192	78.009	9
15	6	Garry Coombes	Streetfighter C	Aprilia	550 C	9	10:22.859	1 Lap	1:07.285	77.901	6
16	9	Richard Stoney	Streetfighter C	KTM	660 C	9	10:25.099	1 Lap	1:07.526	77.623	5
17	77	Nigel Davis	Streetfighter B	Yamaha	600 B	9	10:25.652	1 Lap	1:07.141	78.069	8
18	115	Keith Warren	Streetfighter C	Kawasaki	476 C	9	10:36.227	1 Lap	1:08.594	76.415	4
19	111	Richard Seago	Streetfighter C	KTM	660 C	9	10:36.904	1 Lap	1:08.782	76.206	4
20	51	Darryl Harrison	Streetfighter C	Honda	500 C	9	10:42.103	1 Lap	1:09.601	75.309	4
21	177	Gary Paul	Streetfighter C	Honda	450 C	9	10:58.153	1 Lap	1:11.214	73.604	5
22	84	John Coleman	Streetfighter C	KTM	660 C	9	10:58.777	1 Lap	1:11.203	73.615	5
23	46	James Flood	Streetfighter C	KTM	690 C	9	11:19.176	1 Lap	1:13.314	71.495	6
24	70	Nathan Hutchinson	Streetfighter C	Honda	500 C	9	11:39.423	1 Lap	1:14.703	70.166	3
25	8	Mark Lumb	Streetfighter B	Ducati	900 B	8	11:01.058	2 Laps	1:19.437	65.984	3

Announcements

*** No. 10 - 10 Second Penalty - Jumpstart ***

Margin of Victory	Avg. Speed	Best Lap Tm	Best Spd	Best Lap by
1.027	84.707	1:00.348	86.856	3 - Carl Marsden

Chief Timekeeper:

Clerk of Course:

Weather & Track: Bright / Dry

Results: www.sportstimingservices.com





Thundersport GB - Rounds 3 and 4

Lapchart

LMB Sreetfighters

Pembrey 1.456 Miles

Race 11

10/04/2010 17:05

Race started at 17:05:02

Competitors	Laps										
	0	1	2	3	4	5	6	7	8	9	10
Lee Hardy (12)	1	12	95	95	95	95	95	95	95	95	95
Andrew Plaskitt (10)	2	10	3	3	3	3	3	3	3	3	3
Jamie Wilkins (95)	3	95	30	10	10	10	10	10	10	10	10
Carl Marsden (3)	4	3	10	30	30	30	30	30	30	30	30
Michael Riddle (44)	5	44	22	22	22	22	22	12	12	12	12
Mark Andrew (22)	6	22	44	44	44	44	12	22	44	44	44
Barry Utting (30)	7	30	12	12	12	12	44	44	22	22	22
Sean Goldsmith (52)	8	52	52	52	52	35	35	35	35	35	35
Anthony Hughes (35)	9	35	35	35	35	35	52	52	52	52	52
Mick Everitt (5)	10	5	525	525	525	525	525	525	525	525	525
Richard Harrison (48)	11	48	5	48	48	48	48	48	48	48	48
Darren Smith (50)	12	50	48	5	5	5	5	5	5	5	50
Nigel Davis (77)	13	77	50	50	50	50	50	50	50	50	5
Garry Coombes (6)	14	6	86	86	86	86	86	86	86	86	86
Chris Boland (86)	15	86	6	6	6	6	6	6	6	6	6
Richard Stoney (9)	16	9	9	9	9	9	9	9	9	9	9
Richard Seago (111)	17	111	84	111	77	77	77	77	77	77	77
John Coleman (84)	18	84	115	77	111	111	111	111	111	115	115
Keith Warren (115)	19	115	111	84	115	115	115	115	111	111	111
Gary Paul (177)	20	177	77	115	51	51	51	51	51	51	51
Darryl Harrison (51)	21	51	177	51	84	84	84	84	84	84	177
Martin Ayres (525)	22	525	51	177	177	177	177	177	177	177	84
Nathan Hutchinson (70)	23	70	70	46	46	46	46	46	46	46	46
Mark Lumb (8)	24	8	46	70	70	70	70	70	70	70	70
James Flood (46)	25	46	8	8	8	8	8	8	8	8	8

Chief Timekeeper:

Clerk of Course:

Weather & Track: Bright / Dry

Results: www.sportstimingservices.com

Printed: 10/04/2010 17:19:17





Thundersport GB - Rounds 3 and 4

LMB Sreetfighters

Pembrey 1.456 Miles

Race 11

10/04/2010 17:05

Race started at 17:05:02

Lap	Lap Tm	Diff	Time of Day
(95) Jamie Wilkins			
1	1:07.932	+7.291	17:06:10.836
2	1:01.618	+0.977	17:07:12.454
3	1:01.657	+1.016	17:08:14.111
4	1:01.140	+0.499	17:09:15.251
5	1:00.925	+0.284	17:10:16.176
6	1:01.013	+0.372	17:11:17.189
7	1:00.641		17:12:17.830
8	1:01.325	+0.684	17:13:19.155
9	1:00.826	+0.185	17:14:19.981
10	1:01.449	+0.808	17:15:21.430

(3) Carl Marsden			
1	1:09.842	+9.494	17:06:12.757
2	1:01.864	+1.516	17:07:14.621
3	1:01.134	+0.786	17:08:15.755
4	1:00.673	+0.325	17:09:16.428
5	1:01.192	+0.844	17:10:17.620
6	1:00.973	+0.625	17:11:18.593
7	1:01.468	+1.120	17:12:20.061
8	1:00.348		17:13:20.409
9	1:00.855	+0.507	17:14:21.264
10	1:01.193	+0.845	17:15:22.457

(30) Barry Utting			
1	1:06.626	+3.964	17:06:13.044
2	1:03.676	+1.014	17:07:16.720
3	1:03.125	+0.463	17:08:19.845
4	1:02.662		17:09:22.507
5	1:03.001	+0.339	17:10:25.508
6	1:03.947	+1.285	17:11:29.455
7	1:03.696	+1.034	17:12:33.151
8	1:04.480	+1.818	17:13:37.631
9	1:04.546	+1.884	17:14:42.177
10	1:03.897	+1.235	17:15:46.074

(12) Lee Hardy			
1	1:12.003	+9.189	17:06:14.641
2	1:03.975	+1.161	17:07:18.616
3	1:03.552	+0.738	17:08:22.168
4	1:03.467	+0.653	17:09:25.635
5	1:04.372	+1.558	17:10:30.007
6	1:02.814		17:11:32.821
7	1:03.745	+0.931	17:12:36.566
8	1:03.135	+0.321	17:13:39.701
9	1:05.053	+2.239	17:14:44.754
10	1:03.670	+0.856	17:15:48.424

(44) Michael Riddle			
1	1:07.997	+4.568	17:06:14.183
2	1:04.164	+0.735	17:07:18.347
3	1:03.462	+0.033	17:08:21.809
4	1:03.429		17:09:25.238
5	1:04.271	+0.842	17:10:29.509
6	1:03.946	+0.517	17:11:33.455
7	1:04.398	+0.969	17:12:37.853
8	1:03.794	+0.365	17:13:41.647
9	1:03.671	+0.242	17:14:45.318
10	1:04.041	+0.612	17:15:49.359

(10) Andrew Plaskitt			
1	1:10.419	+7.935	17:06:13.278
2	1:02.801	+0.317	17:07:16.079
3	1:02.484		17:08:18.563
4	1:02.602	+0.118	17:09:21.165
5	1:03.335	+0.851	17:10:24.500
6	1:02.710	+0.226	17:11:27.210
7	1:03.189	+0.705	17:12:30.399
8	1:03.107	+0.623	17:13:33.506
9	1:02.978	+0.494	17:14:36.484
10	1:03.040	+0.556	17:15:39.524

(22) Mark Andrew			
1	1:07.633	+4.472	17:06:13.902
2	1:03.237	+0.076	17:07:17.139
3	1:03.161		17:08:20.300
4	1:03.436	+0.275	17:09:23.736
5	1:04.241	+1.080	17:10:27.977
6	1:04.232	+1.071	17:11:32.209
7	1:04.982	+1.821	17:12:37.191
8	1:05.354	+2.193	17:13:42.545
9	1:05.705	+2.544	17:14:48.250
10	1:06.160	+2.999	17:15:54.410

(35) Anthony Hughes			
1	1:09.128	+4.000	17:06:16.010
2	1:05.251	+0.123	17:07:21.261
3	1:05.263	+0.135	17:08:26.524
4	1:05.305	+0.177	17:09:31.829
5	1:05.565	+0.437	17:10:37.394
6	1:05.128		17:11:42.522
7	1:06.261	+1.133	17:12:48.783
8	1:05.197	+0.069	17:13:53.980
9	1:05.376	+0.248	17:14:59.356
10	1:06.798	+1.670	17:16:06.154

(52) Sean Goldsmith			
1	1:09.129	+3.984	17:06:15.970
2	1:05.145		17:07:21.115
3	1:05.359	+0.214	17:08:26.474
4	1:05.262	+0.117	17:09:31.736
5	1:06.056	+0.911	17:10:37.792
6	1:05.385	+0.240	17:11:43.177
7	1:09.122	+3.977	17:12:52.299
8	1:05.650	+0.505	17:13:57.949
9	1:05.782	+0.637	17:15:03.731
10	1:05.371	+0.226	17:16:09.102

(525) Martin Ayres			
1	1:07.724	+2.006	17:06:16.373
2	1:05.730	+0.012	17:07:22.103
3	1:05.718		17:08:27.821
4	1:06.207	+0.489	17:09:34.028
5	1:06.386	+0.668	17:10:40.414
6	1:07.151	+1.433	17:11:47.565
7	1:06.488	+0.770	17:12:54.053
8	1:06.340	+0.622	17:14:00.393
9	1:06.227	+0.509	17:15:06.620
10	1:06.314	+0.596	17:16:12.934

(48) Richard Harrison

1	1:09.960	+4.066	17:06:17.235
2	1:06.370	+0.476	17:07:23.605
3	1:06.135	+0.241	17:08:29.740
4	1:05.894		17:09:35.634
5	1:06.272	+0.378	17:10:41.906
6	1:06.592	+0.698	17:11:48.498
7	1:06.019	+0.125	17:12:54.517
8	1:06.212	+0.318	17:14:00.729
9	1:06.088	+0.194	17:15:06.817
10	1:06.413	+0.519	17:16:13.230

(50) Darren Smith			
1	1:11.184	+5.086	17:06:18.698
2	1:07.527	+1.429	17:07:26.225
3	1:07.496	+1.398	17:08:33.721
4	1:07.232	+1.134	17:09:40.953
5	1:07.170	+1.072	17:10:48.123
6	1:07.406	+1.308	17:11:55.529
7	1:07.713	+1.615	17:13:03.242
8	1:06.438	+0.340	17:14:09.680
9	1:06.098		17:15:15.778
10	1:06.121	+0.023	17:16:21.899

(5) Mick Everitt			
1	1:09.938	+3.352	17:06:16.972
2	1:06.804	+0.218	17:07:23.776
3	1:06.722	+0.136	17:08:30.498
4	1:06.586		17:09:37.084
5	1:07.217	+0.631	17:10:44.301
6	1:07.769	+1.183	17:11:52.070
7	1:08.486	+1.900	17:13:00.556
8	1:07.334	+0.748	17:14:07.890
9	1:07.042	+0.456	17:15:14.932
10	1:06.972	+0.386	17:16:21.904

(86) Chris Boland			
1	1:11.395	+4.203	17:06:19.201
2	1:07.728	+0.536	17:07:26.929
3	1:08.169	+0.977	17:08:35.098
4	1:08.309	+1.117	17:09:43.407
5	1:08.316	+1.124	17:10:51.723
6	1:08.659	+1.467	17:12:00.382
7	1:08.961	+1.769	17:13:09.343
8	1:07.999	+0.807	17:14:17.342
9	1:07.192		17:15:24.534

(6) Garry Coombes			
1	1:13.961	+6.676	17:06:21.547
2	1:08.148	+0.863	17:07:29.695
3	1:08.267	+0.982	17:08:37.962
4	1:07.925	+0.640	17:09:45.887
5	1:07.800	+0.515	17:10:53.687
6	1:07.285		17:12:00.972
7	1:08.836	+1.551	17:13:09.808
8	1:07.922	+0.637	17:14:17.730
9	1:07.767	+0.482	17:15:25.497

(9) Richard Stoney			
1	1:13.730	+6.204	17:06:21.678
2	1:08.594	+1.068	17:07:30.272
3	1:08.448	+0.922	17:08:38.720

Chief Timekeeper:
 Clerk of Course:
 Weather & Track: Bright / Dry
 Results: www.sportstimingsservices.com
 Printed: 10/04/2010 17:18:22





Thundersport GB - Rounds 3 and 4

LMB Sreetfighters

Pembrey 1.456 Miles

Race 11

10/04/2010 17:05

Race started at 17:05:02

Lap	Lap Tm	Diff	Time of Day
4	1:07.646	+0.120	17:09:46.366
5	1:07.526		17:10:53.892
6	1:08.111	+0.585	17:12:02.003
7	1:09.195	+1.669	17:13:11.198
8	1:08.169	+0.643	17:14:19.367
9	1:08.370	+0.844	17:15:27.737

(77) Nigel Davis			
Lap	Lap Tm	Diff	Time of Day
1	1:15.199	+8.058	17:06:22.741
2	1:09.705	+2.564	17:07:32.446
3	1:08.825	+1.684	17:08:41.271
4	1:08.072	+0.931	17:09:49.343
5	1:07.966	+0.825	17:10:57.309
6	1:07.475	+0.334	17:12:04.784
7	1:07.961	+0.820	17:13:12.745
8	1:07.141		17:14:19.886
9	1:08.404	+1.263	17:15:28.290

(115) Keith Warren			
Lap	Lap Tm	Diff	Time of Day
1	1:13.489	+4.895	17:06:21.834
2	1:11.926	+3.332	17:07:33.760
3	1:09.681	+1.087	17:08:43.441
4	1:08.594		17:09:52.035
5	1:08.631	+0.037	17:11:00.666
6	1:09.751	+1.157	17:12:10.417
7	1:09.154	+0.560	17:13:19.571
8	1:09.497	+0.903	17:14:29.068
9	1:09.797	+1.203	17:15:38.865

(111) Richard Seago			
Lap	Lap Tm	Diff	Time of Day
1	1:13.951	+5.169	17:06:22.035
2	1:10.015	+1.233	17:07:32.050
3	1:09.652	+0.870	17:08:41.702
4	1:08.782		17:09:50.484
5	1:09.707	+0.925	17:11:00.191
6	1:09.637	+0.855	17:12:09.828
7	1:09.451	+0.669	17:13:19.279
8	1:10.147	+1.365	17:14:29.426
9	1:10.116	+1.334	17:15:39.542

(51) Darryl Harrison			
Lap	Lap Tm	Diff	Time of Day
1	1:14.541	+4.940	17:06:23.172
2	1:10.934	+1.333	17:07:34.106
3	1:10.930	+1.329	17:08:45.036
4	1:09.601		17:09:54.637
5	1:09.640	+0.039	17:11:04.277
6	1:09.635	+0.034	17:12:13.912
7	1:10.268	+0.667	17:13:24.180
8	1:09.728	+0.127	17:14:33.908
9	1:10.833	+1.232	17:15:44.741

(177) Gary Paul			
Lap	Lap Tm	Diff	Time of Day
1	1:14.355	+3.141	17:06:22.763
2	1:11.775	+0.561	17:07:34.538
3	1:11.704	+0.490	17:08:46.242
4	1:11.899	+0.685	17:09:58.141
5	1:11.214		17:11:09.355
6	1:12.612	+1.398	17:12:21.967
7	1:12.962	+1.748	17:13:34.929
8	1:13.290	+2.076	17:14:48.219
9	1:12.572	+1.358	17:16:00.791

Lap	Lap Tm	Diff	Time of Day
(84) John Coleman			
1	1:13.599	+2.396	17:06:21.702
2	1:11.941	+0.738	17:07:33.643
3	1:12.491	+1.288	17:08:46.134
4	1:11.391	+0.188	17:09:57.525
5	1:11.203		17:11:08.728
6	1:12.993	+1.790	17:12:21.721
7	1:12.917	+1.714	17:13:34.638
8	1:13.324	+2.121	17:14:47.962
9	1:13.453	+2.250	17:16:01.415

(46) James Flood			
Lap	Lap Tm	Diff	Time of Day
1	1:19.099	+5.785	17:06:28.424
2	1:14.956	+1.642	17:07:43.380
3	1:13.837	+0.523	17:08:57.217
4	1:14.563	+1.249	17:10:11.780
5	1:13.555	+0.241	17:11:25.335
6	1:13.314		17:12:38.649
7	1:14.769	+1.455	17:13:53.418
8	1:13.864	+0.550	17:15:07.282
9	1:14.532	+1.218	17:16:21.814

(70) Nathan Hutchinson			
Lap	Lap Tm	Diff	Time of Day
1	1:19.576	+4.873	17:06:28.371
2	1:15.657	+0.954	17:07:44.028
3	1:14.703		17:08:58.731
4	1:16.108	+1.405	17:10:14.839
5	1:16.393	+1.690	17:11:31.232
6	1:15.553	+0.850	17:12:46.785
7	1:16.354	+1.651	17:14:03.139
8	1:15.833	+1.130	17:15:18.972
9	1:23.089	+8.386	17:16:42.061

(8) Mark Lumb			
Lap	Lap Tm	Diff	Time of Day
1	1:22.559	+3.122	17:06:31.625
2	1:21.161	+1.724	17:07:52.786
3	1:19.437		17:09:12.223
4	1:21.922	+2.485	17:10:34.145
5	1:22.255	+2.818	17:11:56.400
6	1:22.149	+2.712	17:13:18.549
7	1:22.019	+2.582	17:14:40.568
8	1:23.128	+3.691	17:16:03.696

Chief Timekeeper:

Clerk of Course:

Weather & Track: Bright / Dry

Results: www.sportstimingservices.com

Printed: 10/04/2010 17:18:22





Thundersport GB - Rounds 3 and 4

LMB Sreetfighters

Pembrey 1.456 Miles

Race 4 and 12

11/04/2010

Race



POLE POSITION

	1	2	3	4
1	95	12	44	22
2	30	52	7	35
3	5	48	50	77
4	6	86	111	9
5	84	51	115	177
6	98	70	46	8
7	525	33	42	

Chief Timekeeper:
 Clerk of Course:
 Weather & Track: Bright / Dry
 Results: www.sportstimingsservices.com
 Printed: 11/04/2010 10:17:59





Thundersport GB - Rounds 3 and 4

LMB Sreetfighters

Pembrey 1.456 Miles

Race 4

Pos	No.	Name	Class	Make	Model	Laps	Total Tm	Diff
1	95	Jamie Wilkins	Streetfighter A	Suzuki	750 A	9	9:33.933	
2	30	Barry Utting	Streetfighter B	Honda	600 B	9	9:47.410	13.477
3	12	Lee Hardy	Streetfighter A	Aprilia	1000 A	9	9:48.892	14.959
4	44	Michael Riddle	Streetfighter A	Kawasaki	636 A	9	9:50.999	17.066
5	52	Sean Goldsmith	Streetfighter C	KTM	690 C	9	10:07.445	33.512
6	50	Darren Smith	Streetfighter B	Honda	600 B	9	10:19.545	45.612
7	5	Mick Everitt	Streetfighter C	KTM	660 C	9	10:23.785	49.852
8	86	Chris Boland	Streetfighter A	Suzuki	600 A	9	10:25.091	51.158
9	6	Garry Coombes	Streetfighter C	Aprilia	550 C	9	10:37.744	1:03.811
10	51	Darryl Harrison	Streetfighter C	Honda	500 C	9	10:43.772	1:09.839
11	84	John Coleman	Streetfighter C	KTM	660 C	9	10:48.621	1:14.688
12	177	Gary Paul	Streetfighter C	Honda	450 C	9	10:53.317	1:19.384
13	70	Nathan Hutchinson	Streetfighter C	Honda	500 C	9	11:28.844	1:54.911
14	8	Mark Lumb	Streetfighter B	Ducati	900 B	7	9:36.331	2 Laps
15	22	Mark Andrew	Streetfighter A	Triumph	675 A	4	4:18.953	5 Laps
16	48	Richard Harrison	Streetfighter B	Honda	600 B	4	4:33.279	14.326
17	525	Martin Ayres	Streetfighter B	Kawasaki	600 B	4	4:34.378	15.425
18	115	Keith Warren	Streetfighter C	Kawasaki	476 C	4	4:48.623	29.670
19	7	Duncan McMillan	Streetfighter C	KTM	690 C	4	4:53.783	34.830
20	9	Richard Stoney	Streetfighter C	KTM	660 C	0	0.000	9 Laps
21	77	Nigel Davis	Streetfighter B	Yamaha	600 B	0	0.000	
22	42	Kevin Spence	Streetfighter C	Husaberg	650 C	0		
23	33	Andy Denyer	Streetfighter B	Triumph	675 B	0		
24	46	James Flood	Streetfighter C	KTM	690 C	0		
25	98	Robert Pragnell	Streetfighter B	Suzuki	600 B	0		
26	111	Richard Seago	Streetfighter C	KTM	660 C	0		
27	35	Anthony Hughes	Streetfighter C	KTM	660 C	0		

Chief Timekeeper:

Clerk of Course:

Weather & Track: Bright / Dry

Results: www.sportstimingsservices.com

Printed: 11/04/2010 12:20:30





Thundersport GB - Rounds 3 and 4

Sorted on Laps

LMB Sreetfighters

Pembrey 1.456 Miles

Race 4 - 1st Part

11/04/2010 11:49

Race started at 11:49:44

Pos	No.	Name	Class	Make	Model	Laps	Total Tm	Diff	Best Tm	Best Spd	In Lap
1	95	Jamie Wilkins	Streetfighter A	Suzuki	750 A	4	4:16.691		1:01.958	84.599	4
2	22	Mark Andrew	Streetfighter A	Triumph	675 A	4	4:18.953	2.262	1:02.420	83.973	3
3	30	Barry Utting	Streetfighter B	Honda	600 B	4	4:19.172	2.481	1:02.645	83.671	3
4	44	Michael Riddle	Streetfighter A	Kawasaki	636 A	4	4:22.468	5.777	1:03.284	82.827	3
5	12	Lee Hardy	Streetfighter A	Aprilia	1000 A	4	4:22.538	5.847	1:03.045	83.141	3
6	52	Sean Goldsmith	Streetfighter C	KTM	690 C	4	4:29.689	12.998	1:05.015	80.621	3
7	48	Richard Harrison	Streetfighter B	Honda	600 B	4	4:33.279	16.588	1:05.815	79.641	2
8	525	Martin Ayres	Streetfighter B	Kawasaki	600 B	4	4:34.378	17.687	1:05.583	79.923	2
9	50	Darren Smith	Streetfighter B	Honda	600 B	4	4:34.628	17.937	1:06.015	79.400	2
10	86	Chris Boland	Streetfighter A	Suzuki	600 A	4	4:36.890	20.199	1:06.474	78.852	4
11	5	Mick Everitt	Streetfighter C	KTM	660 C	4	4:37.660	20.969	1:06.574	78.733	2
12	6	Garry Coombes	Streetfighter C	Aprilia	550 C	4	4:44.946	28.255	1:07.764	77.351	4
13	115	Keith Warren	Streetfighter C	Kawasaki	476 C	4	4:48.623	31.932	1:09.694	75.209	3
14	51	Darryl Harrison	Streetfighter C	Honda	500 C	4	4:51.007	34.316	1:09.716	75.185	2
15	84	John Coleman	Streetfighter C	KTM	660 C	4	4:51.061	34.370	1:10.272	74.590	2
16	177	Gary Paul	Streetfighter C	Honda	450 C	4	4:53.434	36.743	1:10.494	74.355	3
17	7	Duncan McMillan	Streetfighter C	KTM	690 C	4	4:53.783	37.092	1:07.443	77.719	4
18	70	Nathan Hutchinson	Streetfighter C	Honda	500 C	4	5:02.798	46.107	1:12.869	71.932	3
19	8	Mark Lumb	Streetfighter B	Ducati	900 B	3	4:07.767	1 Lap	1:19.135	66.236	3

Not classified ()

77	Nigel Davis	Streetfighter B	Yamaha	600 B	3	3:45.160	DNF	1:09.793	75.102	3
9	Richard Stoney	Streetfighter C	KTM	660 C	1	1:22.428	DNF	1:16.760	68.286	1
35	Anthony Hughes	Streetfighter C	KTM	660 C		4.462	DNF	-	-	0
111	Richard Seago	Streetfighter C	KTM	660 C			DNF	-	-	0
98	Robert Pragnell	Streetfighter B	Suzuki	600 B			DNF	-	-	0
46	James Flood	Streetfighter C	KTM	690 C			DNF	-	-	0
33	Andy Denyer	Streetfighter B	Triumph	675 B			DNF	-	-	0
42	Kevin Spence	Streetfighter C	Husaberg	650 C			DNF	-	-	0

Announcements

No.7 - 10 Second Penalty added - Yellow Flag Infringement

Margin of Victory	Avg. Speed	Best Lap Tm	Best Spd	Best Lap by
62	Chief Timekeeper: 81.680	1:01.958	84.599	95 - Jamie Wilkins

Clerk of Course:

Weather & Track: Bright / Dry

Results: www.sportstimingservices.com





Thundersport GB - Rounds 3 and 4

Lapchart

LMB Sreetfighters

Pembrey 1.456 Miles

Race 4 - 1st Part

11/04/2010 11:49

Race started at 11:49:44

Competitors	Laps				
	0	1	2	3	4
Lee Hardy (12)	1	12	95	95	95
Michael Riddle (44)	2	44	22	22	22
Jamie Wilkins (95)	3	95	30	30	30
Mark Andrew (22)	4	22	44	44	44
Barry Utting (30)	5	30	12	12	12
Sean Goldsmith (52)	6	52	52	52	52
Anthony Hughes (35)	7	35	48	48	48
Mick Everitt (5)	8	5	50	525	50
Duncan McMillan (7)	9	7	525	50	525
Richard Harrison (48)	10	48	86	86	86
Darren Smith (50)	11	50	5	5	5
Nigel Davis (77)	12	77	6	6	7
Garry Coombes (6)	13	6	77	7	6
Chris Boland (86)	14	86	115	115	115
Richard Stoney (9)	15	9	7	84	84
Keith Warren (115)	16	115	84	51	51
John Coleman (84)	17	84	51	177	177
Darryl Harrison (51)	18	51	177	77	77
Gary Paul (177)	19	177	9	70	70
Martin Ayres (525)	20	525	70	8	8
Nathan Hutchinson (70)	21	70	8		
Mark Lumb (8)	22	8			
-	23				
-	24				
-	25				
-	26				
-	27				

Chief Timekeeper:

Clerk of Course:

Weather & Track: Bright / Dry

Results: www.sportstimingservices.com

Printed: 11/04/2010 12:27:35





Thundersport GB - Rounds 3 and 4

LMB Sreetfighters

Pembrey 1.456 Miles

Race 4 - 1st Part

11/04/2010 11:49

Race started at 11:49:44

Lap	Lap Tm	Diff	Time of Day
(95) Jamie Wilkins			
1	1:08.941	+6.983	11:50:53.553
2	1:02.824	+0.866	11:51:56.377
3	1:02.388	+0.430	11:52:58.765
4	1:01.958		11:54:00.723
(22) Mark Andrew			
1	1:06.445	+4.025	11:50:54.094
2	1:03.133	+0.713	11:51:57.227
3	1:02.420		11:52:59.647
4	1:03.338	+0.918	11:54:02.985
(30) Barry Utting			
1	1:06.280	+3.635	11:50:54.309
2	1:03.274	+0.629	11:51:57.583
3	1:02.645		11:53:00.228
4	1:02.976	+0.331	11:54:03.204
(44) Michael Riddle			
1	1:11.880	+8.596	11:50:55.918
2	1:03.940	+0.656	11:51:59.858
3	1:03.284		11:53:03.142
4	1:03.358	+0.074	11:54:06.500
(12) Lee Hardy			
1	1:12.917	+9.872	11:50:56.949
2	1:03.435	+0.390	11:52:00.384
3	1:03.045		11:53:03.429
4	1:03.141	+0.096	11:54:06.570
(52) Sean Goldsmith			
1	1:08.939	+3.924	11:50:57.356
2	1:05.801	+0.786	11:52:03.157
3	1:05.015		11:53:08.172
4	1:05.549	+0.534	11:54:13.721
(48) Richard Harrison			
1	1:08.777	+2.962	11:50:57.691
2	1:05.815		11:52:03.506
3	1:06.999	+1.184	11:53:10.505
4	1:06.806	+0.991	11:54:17.311
(525) Martin Ayres			
1	1:10.189	+4.606	11:51:00.587
2	1:05.583		11:52:06.170
3	1:06.534	+0.951	11:53:12.704
4	1:05.706	+0.123	11:54:18.410
(50) Darren Smith			
1	1:11.052	+5.037	11:51:00.320
2	1:06.015		11:52:06.335
3	1:06.224	+0.209	11:53:12.559
4	1:06.101	+0.086	11:54:18.660
(86) Chris Boland			
1	1:11.324	+4.850	11:51:00.821
2	1:07.063	+0.589	11:52:07.884
3	1:06.564	+0.090	11:53:14.448
4	1:06.474		11:54:20.922

Lap	Lap Tm	Diff	Time of Day
(5) Mick Everitt			
1	1:12.986	+6.412	11:51:01.602
2	1:06.574		11:52:08.176
3	1:06.692	+0.118	11:53:14.868
4	1:06.824	+0.250	11:54:21.692
(6) Garry Coombes			
1	1:12.446	+4.682	11:51:01.891
2	1:10.167	+2.403	11:52:12.058
3	1:09.156	+1.392	11:53:21.214
4	1:07.764		11:54:28.978
(115) Keith Warren			
1	1:12.393	+2.699	11:51:02.314
2	1:10.552	+0.858	11:52:12.866
3	1:09.694		11:53:22.560
4	1:10.095	+0.401	11:54:32.655
(51) Darryl Harrison			
1	1:14.789	+5.073	11:51:04.951
2	1:09.716		11:52:14.667
3	1:09.893	+0.177	11:53:24.560
4	1:10.479	+0.763	11:54:35.039
(84) John Coleman			
1	1:13.785	+3.513	11:51:03.735
2	1:10.272		11:52:14.007
3	1:10.339	+0.067	11:53:24.346
4	1:10.747	+0.475	11:54:35.093
(177) Gary Paul			
1	1:15.020	+4.526	11:51:05.215
2	1:10.968	+0.474	11:52:16.183
3	1:10.494		11:53:26.677
4	1:10.789	+0.295	11:54:37.466
(7) Duncan McMillan			
1	1:14.729	+7.286	11:51:03.345
2	1:08.860	+1.417	11:52:12.205
3	1:08.167	+0.724	11:53:20.372
4	1:07.443		11:54:27.815
(70) Nathan Hutchinson			
1	1:16.924	+4.055	11:51:07.337
2	1:13.565	+0.696	11:52:20.902
3	1:12.869		11:53:33.771
4	1:13.059	+0.190	11:54:46.830
(8) Mark Lumb			
1	1:22.270	+3.135	11:51:12.701
2	1:19.963	+0.828	11:52:32.664
3	1:19.135		11:53:51.799
(77) Nigel Davis			
1	1:12.833	+3.040	11:51:02.221
2	1:17.178	+7.385	11:52:19.399
3	1:09.793		11:53:29.192
(9) Richard Stoney			
1	1:16.760		11:51:06.460

Lap	Lap Tm	Diff	Time of Day
-----	--------	------	-------------

Chief Timekeeper:

Clerk of Course:

Weather & Track: Bright / Dry

Results: www.sportstimingsservices.com

Printed: 11/04/2010 12:26:51





Thundersport GB - Rounds 3 and 4

Sorted on Laps

LMB Sreetfighters

Pembrey 1.456 Miles

Race 4 - 2nd Part

11/04/2010 12:10

Race started at 12:10:53

Pos	No.	Name	Class	Make	Model	Laps	Total Tm	Diff	Best Tm	Best Spd	In Lap
1	95	Jamie Wilkins	Streetfighter A	Suzuki	750 A	5	5:17.242		1:02.266	84.181	3
2	12	Lee Hardy	Streetfighter A	Aprilia	1000 A	5	5:26.354	9.112	1:03.401	82.674	3
3	30	Barry Utting	Streetfighter B	Honda	600 B	5	5:28.238	10.996	1:04.492	81.275	3
4	44	Michael Riddle	Streetfighter A	Kawasaki	636 A	5	5:28.531	11.289	1:04.588	81.154	4
5	52	Sean Goldsmith	Streetfighter C	KTM	690 C	5	5:37.756	20.514	1:06.113	79.282	3
6	50	Darren Smith	Streetfighter B	Honda	600 B	5	5:44.917	27.675	1:07.192	78.009	5
7	5	Mick Everitt	Streetfighter C	KTM	660 C	5	5:46.125	28.883	1:07.368	77.805	2
8	86	Chris Boland	Streetfighter A	Suzuki	600 A	5	5:48.201	30.959	1:07.732	77.387	5
9	51	Darryl Harrison	Streetfighter C	Honda	500 C	5	5:52.765	35.523	1:08.476	76.547	4
10	6	Garry Coombes	Streetfighter C	Aprilia	550 C	5	5:52.798	35.556	1:08.425	76.604	2
11	84	John Coleman	Streetfighter C	KTM	660 C	5	5:57.560	40.318	1:09.696	75.207	4
12	177	Gary Paul	Streetfighter C	Honda	450 C	5	5:59.883	42.641	1:09.912	74.974	4
13	70	Nathan Hutchinson	Streetfighter C	Honda	500 C	5	6:26.046	1:08.804	1:15.125	69.772	3
14	8	Mark Lumb	Streetfighter B	Ducati	900 B	4	5:28.564	1 Lap	1:19.955	65.557	3

Not classified (0)

9	Richard Stoney	Streetfighter C	KTM	660 C	4	4:46.666	DNF	1:09.039	75.922	4
7	Duncan McMillan	Streetfighter C	KTM	690 C	1	1:15.079	DNF	1:11.493	73.316	1
48	Richard Harrison	Streetfighter B	Honda	600 B		2.110	DNF	-	-	0
22	Mark Andrew	Streetfighter A	Triumph	675 A			DNF	-	-	0
525	Martin Ayres	Streetfighter B	Kawasaki	600 B			DNF	-	-	0
115	Keith Warren	Streetfighter C	Kawasaki	476 C			DNF	-	-	0
77	Nigel Davis	Streetfighter B	Yamaha	600 B			DNF	-	-	0

Margin of Victory	Avg. Speed	Best Lap Tm	Best Spd	Best Lap by
9.112	82.612	1:02.266	84.181	95 - Jamie Wilkins

Chief Timekeeper:

Clerk of Course:

Weather & Track: Bright / Dry

Results: www.sportstimingservices.com





Thundersport GB - Rounds 3 and 4

Lapchart

LMB Sreetfighters

Pembrey 1.456 Miles

Race 4 - 2nd Part

11/04/2010 12:10

Race started at 12:10:53

Competitors	Laps					
	0	1	2	3	4	5
Barry Utting (30)	1	30	95	95	95	95
Jamie Wilkins (95)	2	95	30	30	12	12
Michael Riddle (44)	3	44	44	44	30	30
Lee Hardy (12)	4	12	12	12	44	44
Sean Goldsmith (52)	5	52	52	52	52	52
Richard Harrison (48)	6	48	50	50	5	50
Mick Everitt (5)	7	5	86	86	5	50
Darren Smith (50)	8	50	5	5	86	86
Chris Boland (86)	9	86	7	6	6	51
Garry Coombes (6)	10	6	6	51	51	6
John Coleman (84)	11	84	84	84	84	9
Darryl Harrison (51)	12	51	51	9	9	84
Duncan McMillan (7)	13	7	9	177	177	70
Nathan Hutchinson (70)	14	70	177	70	70	70
Gary Paul (177)	15	177	70	8	8	8
Richard Stoney (9)	16	9	8			
Mark Lumb (8)	17	8				
-	18					
-	19					
-	20					
-	21					

Chief Timekeeper:

Clerk of Course:

Weather & Track: Bright / Dry

Results: www.sportstimingservices.com

Printed: 11/04/2010 12:29:14





Thundersport GB - Rounds 3 and 4

LMB Sreetfighters

Pembrey 1.456 Miles

Race 4 - 2nd Part

11/04/2010 12:10

Race started at 12:10:53

Lap	Lap Tm	Diff	Time of Day
(95) Jamie Wilkins			
1	1:06.655	+4.389	12:12:00.702
2	1:02.759	+0.493	12:13:03.461
3	1:02.266		12:14:05.727
4	1:02.294	+0.028	12:15:08.021
5	1:02.759	+0.493	12:16:10.780
(12) Lee Hardy			
1	1:08.105	+4.704	12:12:03.456
2	1:04.391	+0.990	12:13:07.847
3	1:03.401		12:14:11.248
4	1:03.897	+0.496	12:15:15.145
5	1:04.747	+1.346	12:16:19.892
(30) Barry Utting			
1	1:09.289	+4.797	12:12:02.827
2	1:04.740	+0.248	12:13:07.567
3	1:04.492		12:14:12.059
4	1:04.620	+0.128	12:15:16.679
5	1:05.097	+0.605	12:16:21.776
(44) Michael Riddle			
1	1:07.731	+3.143	12:12:02.941
2	1:04.818	+0.230	12:13:07.759
3	1:04.635	+0.047	12:14:12.394
4	1:04.588		12:15:16.982
5	1:05.087	+0.499	12:16:22.069
(52) Sean Goldsmith			
1	1:09.141	+3.028	12:12:04.703
2	1:06.465	+0.352	12:13:11.168
3	1:06.113		12:14:17.281
4	1:06.757	+0.644	12:15:24.038
5	1:07.256	+1.143	12:16:31.294
(50) Darren Smith			
1	1:11.094	+3.902	12:12:07.239
2	1:08.076	+0.884	12:13:15.315
3	1:07.723	+0.531	12:14:23.038
4	1:08.225	+1.033	12:15:31.263
5	1:07.192		12:16:38.455
(5) Mick Everitt			
1	1:12.165	+4.797	12:12:08.299
2	1:07.368		12:13:15.667
3	1:07.816	+0.448	12:14:23.483
4	1:07.557	+0.189	12:15:31.040
5	1:08.623	+1.255	12:16:39.663
(86) Chris Boland			
1	1:11.269	+3.537	12:12:07.498
2	1:07.850	+0.118	12:13:15.348
3	1:10.891	+3.159	12:14:26.239
4	1:07.768	+0.036	12:15:34.007
5	1:07.732		12:16:41.739
(51) Darryl Harrison			
1	1:13.732	+5.256	12:12:10.565
2	1:09.702	+1.226	12:13:20.267
3	1:08.815	+0.339	12:14:29.082

Lap	Lap Tm	Diff	Time of Day
4	1:08.476		12:15:37.558
5	1:08.745	+0.269	12:16:46.303
(6) Garry Coombes			
1	1:13.135	+4.710	12:12:09.407
2	1:08.425		12:13:17.832
3	1:09.936	+1.511	12:14:27.768
4	1:09.393	+0.968	12:15:37.161
5	1:09.175	+0.750	12:16:46.336
(84) John Coleman			
1	1:13.307	+3.611	12:12:10.129
2	1:10.334	+0.638	12:13:20.463
3	1:10.182	+0.486	12:14:30.645
4	1:09.696		12:15:40.341
5	1:10.757	+1.061	12:16:51.098
(177) Gary Paul			
1	1:14.207	+4.295	12:12:11.535
2	1:11.154	+1.242	12:13:22.689
3	1:10.148	+0.236	12:14:32.837
4	1:09.912		12:15:42.749
5	1:10.672	+0.760	12:16:53.421
(70) Nathan Hutchinson			
1	1:19.073	+3.948	12:12:16.356
2	1:16.357	+1.232	12:13:32.713
3	1:15.125		12:14:47.838
4	1:16.274	+1.149	12:16:04.112
5	1:15.472	+0.347	12:17:19.584
(8) Mark Lumb			
1	1:23.428	+3.473	12:12:20.936
2	1:20.347	+0.392	12:13:41.283
3	1:19.955		12:15:01.238
4	1:20.864	+0.909	12:16:22.102
(9) Richard Stoney			
1	1:13.474	+4.435	12:12:10.852
2	1:11.070	+2.031	12:13:21.922
3	1:09.243	+0.204	12:14:31.165
4	1:09.039		12:15:40.204
(7) Duncan McMillan			
1	1:11.493		12:12:08.617

Chief Timekeeper:

Clerk of Course:

Weather & Track: Bright / Dry

Results: www.sportstimingsservices.com

Printed: 11/04/2010 12:28:48





Thundersport GB - Rounds 3 and 4

Sorted on Laps

LMB Sreetfighters

Pembrey 1.456 Miles

Race 12

11/04/2010 15:31

Race started at 15:31:27

Pos	No.	Name	Class	Make	Model	Laps	Total Tm	Diff	Best Tm	Best Spd	In Lap
1	95	Jamie Wilkins	Streetfighter A	Suzuki	750 A	12	12:38.205		1:02.210	84.257	3
2	22	Mark Andrew	Streetfighter A	Triumph	675 A	12	12:52.432	14.227	1:02.897	83.336	2
3	52	Sean Goldsmith	Streetfighter C	KTM	690 C	12	13:12.304	34.099	1:04.722	80.986	12
4	35	Anthony Hughes	Streetfighter C	KTM	660 C	12	13:12.411	34.206	1:04.438	81.343	12
5	30	Barry Utting	Streetfighter B	Honda	600 B	12	13:22.694	44.489	1:04.752	80.949	2
6	50	Darren Smith	Streetfighter B	Honda	600 B	12	13:36.962	58.757	1:06.618	78.681	3
7	5	Mick Everitt	Streetfighter C	KTM	660 C	12	13:37.245	59.040	1:06.385	78.958	2
8	6	Garry Coombes	Streetfighter C	Aprilia	550 C	12	13:45.384	1:07.179	1:07.467	77.691	5
9	77	Nigel Davis	Streetfighter B	Yamaha	600 B	11	12:47.523	1 Lap	1:08.061	77.013	10
10	9	Richard Stoney	Streetfighter C	KTM	660 C	11	12:49.342	1 Lap	1:08.466	76.558	2
11	51	Darryl Harrison	Streetfighter C	Honda	500 C	11	12:49.798	1 Lap	1:08.566	76.446	2
12	115	Keith Warren	Streetfighter C	Kawasaki	476 C	11	12:51.294	1 Lap	1:08.340	76.699	10
13	7	Duncan McMillan	Streetfighter C	KTM	690 C	11	12:57.105	1 Lap	1:07.933	77.158	9
14	111	Richard Seago	Streetfighter C	KTM	660 C	11	13:03.613	1 Lap	1:09.202	75.743	6
15	84	John Coleman	Streetfighter C	KTM	660 C	11	13:04.209	1 Lap	1:09.733	75.167	6
16	177	Gary Paul	Streetfighter C	Honda	450 C	11	13:05.640	1 Lap	1:10.105	74.768	10
17	98	Robert Pragnell	Streetfighter B	Suzuki	600 B	11	13:46.266	1 Lap	1:11.576	73.231	2
18	70	Nathan Hutchinson	Streetfighter C	Honda	500 C	11	13:46.755	1 Lap	1:12.923	71.879	2
19	8	Mark Lumb	Streetfighter B	Ducati	900 B	10	13:52.418	2 Laps	1:20.390	65.202	2

Not classified (0)

44	Michael Riddle	Streetfighter A	Kawasaki	636 A	3	3:18.830	DNF	1:04.264	81.564	3
12	Lee Hardy	Streetfighter A	Aprilia	1000 A	2	2:16.142	DNF	1:04.383	81.413	2

Margin of Victory	Avg. Speed	Best Lap Tm	Best Spd	Best Lap by
14.227	82.958	1:02.210	84.257	95 - Jamie Wilkins

Chief Timekeeper:

Clerk of Course:

Weather & Track: Bright / Dry

Results: www.sportstimingservices.com





Thundersport GB - Rounds 3 and 4

Lapchart

LMB Sreetfighters

Pembrey 1.456 Miles

Race 12

11/04/2010 15:31

Race started at 15:31:27

Competitors	Laps												
	0	1	2	3	4	5	6	7	8	9	10	11	12
Jamie Wilkins (95)	1	95	95	95	95	95	95	95	95	95	95	95	95
Lee Hardy (12)	2	12	44	22	22	22	22	22	22	22	22	22	22
Michael Riddle (44)	3	44	22	44	44	35	35	52	52	52	52	52	52
Mark Andrew (22)	4	22	30	30	35	52	52	35	35	35	35	35	35
Barry Utting (30)	5	30	12	12	52	30	30	30	30	30	30	30	30
Sean Goldsmith (52)	6	52	35	35	30	5	5	5	5	50	50	50	50
Anthony Hughes (35)	7	35	52	52	5	50	50	50	50	5	5	5	5
Duncan McMillan (7)	8	7	50	5	50	6	6	6	6	6	6	6	6
Mick Everitt (5)	9	5	5	50	6	77	77	7	7	7	7	7	77
Darren Smith (50)	10	50	77	6	7	7	7	77	77	9	77	77	9
Garry Coombes (6)	11	6	6	77	77	9	9	9	9	77	51	51	51
Nigel Davis (77)	12	77	7	7	51	51	51	51	51	9	9	9	115
John Coleman (84)	13	84	84	51	9	115	115	115	115	115	115	115	7
Richard Stoney (9)	14	9	115	84	84	84	84	84	84	84	84	84	111
Keith Warren (115)	15	115	51	9	115	177	177	177	177	177	111	111	84
Darryl Harrison (51)	16	51	9	115	177	111	111	111	111	111	177	177	177
Gary Paul (177)	17	177	177	177	98	98	98	98	98	98	98	98	98
Robert Pragnell (98)	18	98	98	98	111	70	70	70	70	70	70	70	70
Nathan Hutchinson (70)	19	70	70	70	70	8	8	8	8	8	8	8	8
Mark Lumb (8)	20	8	111	111	8								
Richard Seago (111)	21	111	8	8									

Chief Timekeeper:

Clerk of Course:

Weather & Track: Bright / Dry

Results: www.sportstimingservices.com

Printed: 11/04/2010 15:49:05





Thundersport GB - Rounds 3 and 4

LMB Sreetfighters

Pembrey 1.456 Miles

Race 12

11/04/2010 15:31

Race started at 15:31:27

Lap	Lap Tm	Diff	Time of Day
(95) Jamie Wilkins			
1	1:08.784	+6.574	15:32:36.584
2	1:02.358	+0.148	15:33:38.942
3	1:02.210		15:34:41.152
4	1:02.682	+0.472	15:35:43.834
5	1:03.534	+1.324	15:36:47.368
6	1:02.849	+0.639	15:37:50.217
7	1:02.432	+0.222	15:38:52.649
8	1:02.585	+0.375	15:39:55.234
9	1:02.800	+0.590	15:40:58.034
10	1:02.316	+0.106	15:42:00.350
11	1:02.994	+0.784	15:43:03.344
12	1:02.661	+0.451	15:44:06.005
(22) Mark Andrew			
1	1:07.201	+4.304	15:32:38.123
2	1:02.897		15:33:41.020
3	1:03.216	+0.319	15:34:44.236
4	1:03.575	+0.678	15:35:47.811
5	1:03.865	+0.968	15:36:51.676
6	1:03.678	+0.781	15:37:55.354
7	1:03.786	+0.889	15:38:59.140
8	1:04.554	+1.657	15:40:03.694
9	1:04.064	+1.167	15:41:07.758
10	1:04.135	+1.238	15:42:11.893
11	1:04.322	+1.425	15:43:16.215
12	1:04.017	+1.120	15:44:20.232
(52) Sean Goldsmith			
1	1:10.464	+5.742	15:32:41.931
2	1:05.231	+0.509	15:33:47.162
3	1:05.609	+0.887	15:34:52.771
4	1:05.053	+0.331	15:35:57.824
5	1:05.352	+0.630	15:37:03.176
6	1:05.595	+0.873	15:38:08.771
7	1:05.200	+0.478	15:39:13.971
8	1:05.163	+0.441	15:40:19.134
9	1:05.694	+0.972	15:41:24.828
10	1:05.786	+1.064	15:42:30.614
11	1:04.768	+0.046	15:43:35.382
12	1:04.722		15:44:40.104
(35) Anthony Hughes			
1	1:09.064	+4.626	15:32:40.645
2	1:05.115	+0.677	15:33:45.760
3	1:05.321	+0.883	15:34:51.081
4	1:05.696	+1.258	15:35:56.777
5	1:06.397	+1.959	15:37:03.174
6	1:05.819	+1.381	15:38:08.993
7	1:05.428	+0.990	15:39:14.421
8	1:05.020	+0.582	15:40:19.441
9	1:05.631	+1.193	15:41:25.072
10	1:05.654	+1.216	15:42:30.726
11	1:05.047	+0.609	15:43:35.773
12	1:04.438		15:44:40.211
(30) Barry Utting			
1	1:07.848	+3.096	15:32:39.084
2	1:04.752		15:33:43.836
3	1:09.165	+4.413	15:34:53.001

Lap	Lap Tm	Diff	Time of Day
4	1:05.488	+0.736	15:35:58.489
5	1:06.929	+2.177	15:37:05.418
6	1:06.102	+1.350	15:38:11.520
7	1:05.874	+1.122	15:39:17.394
8	1:05.677	+0.925	15:40:23.071
9	1:05.532	+0.780	15:41:28.603
10	1:07.529	+2.777	15:42:36.132
11	1:06.096	+1.344	15:43:42.228
12	1:08.266	+3.514	15:44:50.494
(50) Darren Smith			
1	1:09.982	+3.364	15:32:42.323
2	1:07.911	+1.293	15:33:50.234
3	1:06.618		15:34:56.852
4	1:07.464	+0.846	15:36:04.316
5	1:07.173	+0.555	15:37:11.489
6	1:07.300	+0.682	15:38:18.789
7	1:06.806	+0.188	15:39:25.595
8	1:07.366	+0.748	15:40:32.961
9	1:07.567	+0.949	15:41:40.528
10	1:07.689	+1.071	15:42:48.217
11	1:08.975	+2.357	15:43:57.192
12	1:07.570	+0.952	15:45:04.762
(5) Mick Everitt			
1	1:10.933	+4.548	15:32:42.753
2	1:06.385		15:33:49.138
3	1:07.204	+0.819	15:34:56.342
4	1:07.142	+0.757	15:36:03.484
5	1:07.091	+0.706	15:37:10.575
6	1:07.262	+0.877	15:38:17.837
7	1:07.646	+1.261	15:39:25.483
8	1:07.686	+1.301	15:40:33.169
9	1:07.544	+1.159	15:41:40.713
10	1:07.914	+1.529	15:42:48.627
11	1:09.175	+2.790	15:43:57.802
12	1:07.243	+0.858	15:45:05.045
(6) Garry Coombes			
1	1:11.940	+4.473	15:32:44.335
2	1:08.010	+0.543	15:33:52.345
3	1:07.651	+0.184	15:34:59.996
4	1:08.029	+0.562	15:36:08.025
5	1:07.467		15:37:15.492
6	1:08.518	+1.051	15:38:24.010
7	1:08.257	+0.790	15:39:32.267
8	1:07.845	+0.378	15:40:40.112
9	1:08.168	+0.701	15:41:48.280
10	1:08.165	+0.698	15:42:56.445
11	1:07.615	+0.148	15:44:04.060
12	1:09.124	+1.657	15:45:13.184
(77) Nigel Davis			
1	1:11.478	+3.417	15:32:44.170
2	1:09.694	+1.633	15:33:53.864
3	1:09.408	+1.347	15:35:03.272
4	1:09.375	+1.314	15:36:12.647
5	1:08.895	+0.834	15:37:21.542
6	1:09.563	+1.502	15:38:31.105
7	1:09.283	+1.222	15:39:40.388
8	1:08.828	+0.767	15:40:49.216

Lap	Lap Tm	Diff	Time of Day
9	1:09.836	+1.775	15:41:59.052
10	1:08.061		15:43:07.113
11	1:08.210	+0.149	15:44:15.323
(9) Richard Stoney			
1	1:14.133	+5.667	15:32:47.101
2	1:08.466		15:33:55.567
3	1:08.762	+0.296	15:35:04.329
4	1:08.811	+0.345	15:36:13.140
5	1:08.901	+0.435	15:37:22.041
6	1:09.140	+0.674	15:38:31.181
7	1:09.312	+0.846	15:39:40.493
8	1:08.690	+0.224	15:40:49.183
9	1:10.618	+2.152	15:41:59.801
10	1:08.614	+0.148	15:43:08.415
11	1:08.727	+0.261	15:44:17.142
(51) Darryl Harrison			
1	1:13.376	+4.810	15:32:46.527
2	1:08.566		15:33:55.093
3	1:09.199	+0.633	15:35:04.292
4	1:09.440	+0.874	15:36:13.732
5	1:09.280	+0.714	15:37:23.012
6	1:08.646	+0.080	15:38:31.658
7	1:09.141	+0.575	15:39:40.799
8	1:09.604	+1.038	15:40:50.403
9	1:09.085	+0.519	15:41:59.488
10	1:08.785	+0.219	15:43:08.273
11	1:09.325	+0.759	15:44:17.598
(115) Keith Warren			
1	1:13.342	+5.002	15:32:46.391
2	1:09.594	+1.254	15:33:55.985
3	1:10.401	+2.061	15:35:06.386
4	1:09.972	+1.632	15:36:16.358
5	1:09.688	+1.348	15:37:26.046
6	1:09.167	+0.827	15:38:35.213
7	1:09.550	+1.210	15:39:44.763
8	1:08.753	+0.413	15:40:53.516
9	1:08.785	+0.445	15:42:02.301
10	1:08.340		15:43:10.641
11	1:08.453	+0.113	15:44:19.094
(7) Duncan McMillan			
1	1:13.433	+5.500	15:32:45.062
2	1:09.229	+1.296	15:33:54.291
3	1:08.880	+0.947	15:35:03.171
4	1:09.608	+1.675	15:36:12.779
5	1:09.156	+1.223	15:37:21.935
6	1:09.008	+1.075	15:38:30.943
7	1:08.475	+0.542	15:39:39.418
8	1:09.644	+1.711	15:40:49.062
9	1:07.933		15:41:56.995
10	1:08.821	+0.888	15:43:05.816
11	1:19.089	+11.156	15:44:24.905
(111) Richard Seago			
1	1:16.032	+6.830	15:32:50.465
2	1:12.627	+3.425	15:34:03.092
3	1:10.916	+1.714	15:35:14.008
4	1:10.824	+1.622	15:36:24.832

Chief Timekeeper:
 Clerk of Course:
 Weather & Track: Bright / Dry
 Results: www.sportstimingsservices.com
 Printed: 11/04/2010 15:48:41





Thundersport GB - Rounds 3 and 4

LMB Sreetfighters

Pembrey 1.456 Miles

Race 12

11/04/2010 15:31

Race started at 15:31:27

Lap	Lap Tm	Diff	Time of Day
5	1:10.204	+1.002	15:37:35.036
6	1:09.202		15:38:44.238
7	1:09.623	+0.421	15:39:53.861
8	1:09.413	+0.211	15:41:03.274
9	1:09.265	+0.063	15:42:12.539
10	1:09.248	+0.046	15:43:21.787
11	1:09.626	+0.424	15:44:31.413

(84) John Coleman

1	1:12.560	+2.827	15:32:45.513
2	1:10.027	+0.294	15:33:55.540
3	1:10.762	+1.029	15:35:06.302
4	1:10.122	+0.389	15:36:16.424
5	1:10.360	+0.627	15:37:26.784
6	1:09.733		15:38:36.517
7	1:10.428	+0.695	15:39:46.945
8	1:10.624	+0.891	15:40:57.569
9	1:11.488	+1.755	15:42:09.057
10	1:11.839	+2.106	15:43:20.896
11	1:11.113	+1.380	15:44:32.009

(177) Gary Paul

1	1:13.976	+3.871	15:32:47.248
2	1:10.275	+0.170	15:33:57.523
3	1:11.355	+1.250	15:35:08.878
4	1:10.810	+0.705	15:36:19.688
5	1:10.506	+0.401	15:37:30.194
6	1:10.465	+0.360	15:38:40.659
7	1:11.083	+0.978	15:39:51.742
8	1:10.749	+0.644	15:41:02.491
9	1:10.346	+0.241	15:42:12.837
10	1:10.105		15:43:22.942
11	1:10.498	+0.393	15:44:33.440

(98) Robert Pragnell

1	1:14.927	+3.351	15:32:48.632
2	1:11.576		15:34:00.208
3	1:13.470	+1.894	15:35:13.678
4	1:15.114	+3.538	15:36:28.792
5	1:13.776	+2.200	15:37:42.568
6	1:14.080	+2.504	15:38:56.648
7	1:14.706	+3.130	15:40:11.354
8	1:15.330	+3.754	15:41:26.684
9	1:15.667	+4.091	15:42:42.351
10	1:15.433	+3.857	15:43:57.784
11	1:16.282	+4.706	15:45:14.066

(70) Nathan Hutchinson

1	1:16.259	+3.336	15:32:49.996
2	1:12.923		15:34:02.919
3	1:13.946	+1.023	15:35:16.865
4	1:13.757	+0.834	15:36:30.622
5	1:14.397	+1.474	15:37:45.019
6	1:14.363	+1.440	15:38:59.382
7	1:13.612	+0.689	15:40:12.994
8	1:14.137	+1.214	15:41:27.131
9	1:15.675	+2.752	15:42:42.806
10	1:15.686	+2.763	15:43:58.492
11	1:16.063	+3.140	15:45:14.555

(8) Mark Lumb

Lap	Lap Tm	Diff	Time of Day
1	1:24.530	+4.140	15:32:58.585
2	1:20.390		15:34:18.975
3	1:22.318	+1.928	15:35:41.293
4	1:26.648	+6.258	15:37:07.941
5	1:23.321	+2.931	15:38:31.262
6	1:22.748	+2.358	15:39:54.010
7	1:21.318	+0.928	15:41:15.328
8	1:21.440	+1.050	15:42:36.768
9	1:21.034	+0.644	15:43:57.802
10	1:22.416	+2.026	15:45:20.218

(44) Michael Riddle

1	1:10.086	+5.822	15:32:38.062
2	1:04.304	+0.040	15:33:42.366
3	1:04.264		15:34:46.630

(12) Lee Hardy

1	1:11.751	+7.368	15:32:39.559
2	1:04.383		15:33:43.942

Lap	Lap Tm	Diff	Time of Day
-----	--------	------	-------------

Chief Timekeeper:

Clerk of Course:

Weather & Track: Bright / Dry

Results: www.sportstimingservices.com

Printed: 11/04/2010 15:48:41





Thundersport GB - Rounds 3 and 4

Sorted on Best Lap time

Michelin Thundersport GP2 & Minitwin Cup

Pembrey 1.456 Miles

Qualifying

10/04/2010 09:49

Practice started at 9:49:33

Pos	No.	Name	Class	Make	Model	Best Tm	In Lap	Diff	2nd Best	2nd Lap
1	111	Alex Heaton	GP 2	Ducati	800	1:02.277	14		1:02.280	15
2	100	Connor Tagg	GP 2	Aprilia	450	1:02.293	15	0.016	1:02.543	13
3	25	Ben Gautrey	GP 2	Aprilia	450	1:02.690	11	0.413	1:02.857	13
4	14	Will Hodgson	GP 2	Aprilia	450	1:02.845	12	0.568	1:03.112	13
5	16	Steve Tomes	GP 2	Yamaha	450	1:03.145	8	0.868	1:03.306	7
6	101	Andy Lawson	Minitwin	Suzuki	650 M	1:03.369	11	1.092	1:03.439	10
7	17	Ian Popplewell	Minitwin	Kawasaki	650 M	1:03.724	4	1.447	1:04.285	8
8	35	Clive White	Minitwin	Suzuki	650 M	1:03.894	4	1.617	1:04.240	3
9	30	Liam Shellcock	GP 2	Aprilia	450	1:04.898	9	2.621	1:04.902	6
10	94	Phil Page	GP 2	Aprilia	450	1:05.335	12	3.058	1:05.366	9
11	88	Andrew Bright	Minitwin	Suzuki	650 M	1:05.760	18	3.483	1:05.871	17
12	2	Alec Collinson	GP 2	Kawasaki	400	1:06.068	11	3.791	1:06.099	10
13	13	Harry Hardi	Minitwin	Suzuki	650 M	1:06.524	8	4.247	1:06.572	7
14	7	Alex Hutchinson	GP 2	Kawasaki	400	1:06.698	1	4.421	1:07.712	2
15	55	Phil Cox	GP 2	Yamaha	400	1:07.323	14	5.046	1:07.495	8
16	99	Mike Lawson	Minitwin	Kawasaki	650 M	1:07.491	9	5.214	1:07.516	10
17	15	Leigh Hutchinson	Minitwin	Suzuki	650 M	1:07.855	13	5.578	1:08.178	12
18	73	Charlie Mowbray	GP 2	Suzuki	650	1:08.084	4	5.807	1:08.376	8
19	11	Jed Bird	GP 2	Aprilia	250	1:09.805	11	7.528	1:10.048	9
20	22	Sam Nicholson	Minitwin	Suzuki	650 M	1:12.157	2	9.880	1:18.198	1
21	23	Danny Murphy	GP 2	Aprilia	450		0			0
22	29	Phil Canessa	GP 2	Aprilia	450		0			0
23	36	Marco George	Minitwin	Suzuki	650 M		0			0

Chief Timekeeper:

Clerk of Course:

Weather & Track: Bright / Dry

Results: www.sportstimeservices.com

Printed: 10/04/2010 10:11:35





Thundersport GB - Rounds 3 and 4

Michelin Thundersport GP2 & Minitwin Cup

Pembrey 1.456 Miles

Race 2

Race

POLE POSITION

	1	2	3	4
1	111	100	25	14
2	16	101	17	35
3	30	94	88	2
4	13	7	55	99
5	15	73	11	22
6	23	29	36	

Chief Timekeeper:


Clerk of Course:

Weather & Track: Bright / Dry

Results: www.sportstimeservices.com

Printed: 10/04/2010 10:12:20





Thundersport GB - Rounds 3 and 4

Sorted on Laps

Michelin Thundersport GP2 & Minitwin Cup

Pembrey 1.456 Miles

Race 2

10/04/2010 13:23

Race started at 13:23:49

Pos	No.	Name	Class	Make	Model	Laps	Total Tm	Diff	Best Tm	Best Spd	In Lap
1	111	Alex Heaton	GP 2	Ducati	800	9	9:29.611		1:02.122	84.376	3
2	100	Connor Tagg	GP 2	Aprilia	450	9	9:32.312	2.701	1:02.123	84.375	7
3	7	Alex Hutchinson	GP 2	Kawasaki	400	9	9:32.378	2.767	1:01.994	84.550	9
4	25	Ben Gautrey	GP 2	Aprilia	450	9	9:33.215	3.604	1:02.491	83.878	2
5	14	Will Hodgson	GP 2	Aprilia	450	9	9:35.337	5.726	1:02.633	83.688	2
6	101	Andy Lawson	Minitwin	Suzuki	650 M	9	9:35.729	6.118	1:02.354	84.062	6
7	16	Steve Tomes	GP 2	Yamaha	450	9	9:36.148	6.537	1:02.511	83.851	6
8	35	Clive White	Minitwin	Suzuki	650 M	9	9:40.056	10.445	1:03.197	82.941	9
9	17	Ian Popplewell	Minitwin	Kawasaki	650 M	9	9:44.671	15.060	1:03.566	82.459	4
10	30	Liam Shellcock	GP 2	Aprilia	450	9	9:53.807	24.196	1:04.638	81.092	3
11	94	Phil Page	GP 2	Aprilia	450	9	10:08.811	39.200	1:06.240	79.130	7
12	88	Andrew Bright	Minitwin	Suzuki	650 M	9	10:13.346	43.735	1:06.739	78.539	7
13	99	Mike Lawson	Minitwin	Kawasaki	650 M	9	10:15.052	45.441	1:07.028	78.200	2
14	55	Phil Cox	GP 2	Yamaha	400	9	10:21.708	52.097	1:07.456	77.704	3
15	22	Sam Nicholson	Minitwin	Suzuki	650 M	9	10:21.854	52.243	1:07.265	77.925	5
16	15	Leigh Hutchinson	Minitwin	Suzuki	650 M	9	10:22.390	52.779	1:07.610	77.527	7
17	73	Charlie Mowbray	GP 2	Suzuki	650	9	10:26.869	57.258	1:07.837	77.268	3
18	11	Jed Bird	GP 2	Aprilia	250	9	10:34.252	1:04.641	1:08.756	76.235	8

Not classified 0

2	Alec Collinson	GP 2	Kawasaki	400	2	2:41.363	DNF	1:11.236	73.581	1
---	----------------	------	----------	-----	---	----------	-----	----------	--------	---

Margin of Victory	Avg. Speed	Best Lap Tm	Best Spd	Best Lap by
2.701	82.819	1:01.994	84.550	7 - Alex Hutchinson

Chief Timekeeper:

Clerk of Course:

Weather & Track: Bright / Dry

Results: www.sportstimingservices.com





Thundersport GB - Rounds 3 and 4

Lapchart

Michelin Thundersport GP2 & Minitwin Cup

Pembrey 1.456 Miles

Race 2

10/04/2010 13:23

Race started at 13:23:49

Competitors	Laps										
	0	1	2	3	4	5	6	7	8	9	
Alex Heaton (111)	1	111	111	111	111	111	111	111	111	111	111
Connor Tagg (100)	2	100	14	14	25	25	25	25	25	100	100
Ben Gautrey (25)	3	25	25	25	14	14	14	14	100	25	7
Will Hodgson (14)	4	14	101	100	100	100	100	100	7	7	25
Andy Lawson (101)	5	101	100	101	101	7	7	7	14	14	14
Steve Tomes (16)	6	16	16	16	16	101	101	101	101	101	101
Ian Popplewell (17)	7	17	30	35	7	16	16	16	16	16	16
Clive White (35)	8	35	35	7	35	35	35	35	35	35	35
Liam Shellcock (30)	9	30	7	17	17	17	17	17	17	17	17
Andrew Bright (88)	10	88	17	30	30	30	30	30	30	30	30
Phil Page (94)	11	94	99	94	99	94	94	94	94	94	94
Alec Collinson (2)	12	2	94	99	94	99	99	99	88	88	88
Mike Lawson (99)	13	99	88	88	88	88	88	88	99	99	99
Alex Hutchinson (7)	14	7	2	55	55	55	55	55	55	55	55
Leigh Hutchinson (15)	15	15	55	15	15	15	22	22	22	22	22
Phil Cox (55)	16	55	22	22	22	22	15	15	15	15	15
Sam Nicholson (22)	17	22	15	73	73	73	73	73	73	73	73
Charlie Mowbray (73)	18	73	73	11	11	11	11	11	11	11	11
Jed Bird (11)	19	11	11	2							

Chief Timekeeper:

Clerk of Course:

Weather & Track: Bright / Dry

Results: www.sportstimingservices.com

Printed: 10/04/2010 13:39:19





Thundersport GB - Rounds 3 and 4

Michelin Thundersport GP2 & Minitwin Cup

Pembrey 1.456 Miles

Race 2

10/04/2010 13:23

Race started at 13:23:49

Lap	Lap Tm	Diff	Time of Day
(111) Alex Heaton			
1	1:09.884	+7.762	13:24:59.217
2	1:02.360	+0.238	13:26:01.577
3	1:02.122		13:27:03.699
4	1:02.194	+0.072	13:28:05.893
5	1:02.287	+0.165	13:29:08.180
6	1:02.566	+0.444	13:30:10.746
7	1:02.659	+0.537	13:31:13.405
8	1:02.578	+0.456	13:32:15.983
9	1:02.961	+0.839	13:33:18.944

Lap	Lap Tm	Diff	Time of Day
(100) Connor Tagg			
1	1:11.083	+8.960	13:25:00.469
2	1:03.437	+1.314	13:26:03.906
3	1:02.647	+0.524	13:27:06.553
4	1:02.222	+0.099	13:28:08.775
5	1:03.243	+1.120	13:29:12.018
6	1:02.789	+0.666	13:30:14.807
7	1:02.123		13:31:16.930
8	1:02.535	+0.412	13:32:19.465
9	1:02.180	+0.057	13:33:21.645

Lap	Lap Tm	Diff	Time of Day
(7) Alex Hutchinson			
1	1:06.920	+4.926	13:25:01.653
2	1:03.388	+1.394	13:26:05.041
3	1:02.872	+0.878	13:27:07.913
4	1:02.400	+0.406	13:28:10.313
5	1:02.195	+0.201	13:29:12.508
6	1:02.736	+0.742	13:30:15.244
7	1:02.272	+0.278	13:31:17.516
8	1:02.201	+0.207	13:32:19.717
9	1:01.994		13:33:21.711

Lap	Lap Tm	Diff	Time of Day
(25) Ben Gautrey			
1	1:10.513	+8.022	13:24:59.910
2	1:02.491		13:26:02.401
3	1:02.884	+0.393	13:27:05.285
4	1:02.687	+0.196	13:28:07.972
5	1:02.951	+0.460	13:29:10.923
6	1:03.109	+0.618	13:30:14.032
7	1:02.780	+0.289	13:31:16.812
8	1:02.845	+0.354	13:32:19.657
9	1:02.891	+0.400	13:33:22.548

Lap	Lap Tm	Diff	Time of Day
(14) Will Hodgson			
1	1:06.504	+3.871	13:24:59.588
2	1:02.633		13:26:02.221
3	1:03.280	+0.647	13:27:05.501
4	1:02.944	+0.311	13:28:08.445
5	1:03.504	+0.871	13:29:11.949
6	1:02.787	+0.154	13:30:14.736
7	1:03.297	+0.664	13:31:18.033
8	1:03.598	+0.965	13:32:21.631
9	1:03.039	+0.406	13:33:24.670

Lap	Lap Tm	Diff	Time of Day
(101) Andy Lawson			
1	1:06.814	+4.460	13:25:00.146
2	1:04.112	+1.758	13:26:04.258
3	1:03.238	+0.884	13:27:07.496
4	1:03.099	+0.745	13:28:10.595

Lap	Lap Tm	Diff	Time of Day
5	1:02.701	+0.347	13:29:13.296
6	1:02.354		13:30:15.650
7	1:03.098	+0.744	13:31:18.748
8	1:03.251	+0.897	13:32:21.999
9	1:03.063	+0.709	13:33:25.062

Lap	Lap Tm	Diff	Time of Day
(16) Steve Tomes			
1	1:07.267	+4.756	13:25:00.666
2	1:03.724	+1.213	13:26:04.390
3	1:03.272	+0.761	13:27:07.662
4	1:03.087	+0.576	13:28:10.749
5	1:02.857	+0.346	13:29:13.606
6	1:02.511		13:30:16.117
7	1:03.025	+0.514	13:31:19.142
8	1:03.006	+0.495	13:32:22.148
9	1:03.333	+0.822	13:33:25.481

Lap	Lap Tm	Diff	Time of Day
(35) Clive White			
1	1:07.517	+4.320	13:25:01.412
2	1:03.475	+0.278	13:26:04.887
3	1:03.627	+0.430	13:27:08.514
4	1:03.755	+0.558	13:28:12.269
5	1:03.408	+0.211	13:29:15.677
6	1:03.453	+0.256	13:30:19.130
7	1:03.637	+0.440	13:31:22.767
8	1:03.425	+0.228	13:32:26.192
9	1:03.197		13:33:29.389

Lap	Lap Tm	Diff	Time of Day
(17) Ian Popplewell			
1	1:08.369	+4.803	13:25:02.205
2	1:04.059	+0.493	13:26:06.264
3	1:03.755	+0.189	13:27:10.019
4	1:03.566		13:28:13.585
5	1:03.764	+0.198	13:29:17.349
6	1:03.658	+0.092	13:30:21.007
7	1:04.052	+0.486	13:31:25.059
8	1:04.190	+0.624	13:32:29.249
9	1:04.755	+1.189	13:33:34.004

Lap	Lap Tm	Diff	Time of Day
(30) Liam Shellcock			
1	1:07.424	+2.786	13:25:01.386
2	1:05.335	+0.697	13:26:06.721
3	1:04.638		13:27:11.359
4	1:04.847	+0.209	13:28:16.206
5	1:05.311	+0.673	13:29:21.517
6	1:05.574	+0.936	13:30:27.091
7	1:05.413	+0.775	13:31:32.504
8	1:05.207	+0.569	13:32:37.711
9	1:05.429	+0.791	13:33:43.140

Lap	Lap Tm	Diff	Time of Day
(94) Phil Page			
1	1:10.264	+4.024	13:25:04.616
2	1:06.850	+0.610	13:26:11.466
3	1:07.435	+1.195	13:27:18.901
4	1:07.219	+0.979	13:28:26.120
5	1:06.500	+0.260	13:29:32.620
6	1:06.580	+0.340	13:30:39.200
7	1:06.240		13:31:45.440
8	1:06.414	+0.174	13:32:51.854
9	1:06.290	+0.050	13:33:58.144

Lap	Lap Tm	Diff	Time of Day
(88) Andrew Bright			
1	1:10.904	+4.165	13:25:05.182
2	1:06.783	+0.044	13:26:11.965
3	1:07.408	+0.669	13:27:19.373
4	1:07.441	+0.702	13:28:26.814
5	1:07.399	+0.660	13:29:34.213
6	1:07.775	+1.036	13:30:41.988
7	1:06.739		13:31:48.727
8	1:06.854	+0.115	13:32:55.581
9	1:07.098	+0.359	13:34:02.679

Lap	Lap Tm	Diff	Time of Day
(99) Mike Lawson			
1	1:09.735	+2.707	13:25:04.447
2	1:07.028		13:26:11.475
3	1:07.267	+0.239	13:27:18.742
4	1:07.742	+0.714	13:28:26.484
5	1:07.315	+0.287	13:29:33.799
6	1:07.779	+0.751	13:30:41.578
7	1:07.399	+0.371	13:31:48.977
8	1:07.608	+0.580	13:32:56.585
9	1:07.800	+0.772	13:34:04.385

Lap	Lap Tm	Diff	Time of Day
(55) Phil Cox			
1	1:11.222	+3.766	13:25:06.619
2	1:07.661	+0.205	13:26:14.280
3	1:07.456		13:27:21.736
4	1:08.581	+1.125	13:28:30.317
5	1:08.679	+1.223	13:29:38.996
6	1:08.417	+0.961	13:30:47.413
7	1:08.021	+0.565	13:31:55.434
8	1:07.756	+0.300	13:33:03.190
9	1:07.851	+0.395	13:34:11.041

Lap	Lap Tm	Diff	Time of Day
(22) Sam Nicholson			
1	1:11.988	+4.723	13:25:07.439
2	1:08.763	+1.498	13:26:16.202
3	1:08.053	+0.788	13:27:24.255
4	1:08.021	+0.756	13:28:32.276
5	1:07.265		13:29:39.541
6	1:08.067	+0.802	13:30:47.608
7	1:07.967	+0.702	13:31:55.575
8	1:08.010	+0.745	13:33:03.585
9	1:07.602	+0.337	13:34:11.187

Lap	Lap Tm	Diff	Time of Day
(15) Leigh Hutchinson			
1	1:12.707	+5.097	13:25:07.737
2	1:08.246	+0.636	13:26:15.983
3	1:07.721	+0.111	13:27:23.704
4	1:08.233	+0.623	13:28:31.937
5	1:08.585	+0.975	13:29:40.522
6	1:07.770	+0.160	13:30:48.292
7	1:07.610		13:31:55.902
8	1:07.972	+0.362	13:33:03.874
9	1:07.849	+0.239	13:34:11.723

Lap	Lap Tm	Diff	Time of Day
(73) Charlie Mowbray			
1	1:13.500	+5.663	13:25:09.004
2	1:08.204	+0.367	13:26:17.208
3	1:07.837		13:27:25.045
4	1:08.607	+0.770	13:28:33.652
5	1:08.437	+0.600	13:29:42.089

Chief Timekeeper:

Clerk of Course:

Weather & Track: Bright / Dry

Results: www.sportstimingservices.com

Printed: 10/04/2010 13:37:55





Thundersport GB - Rounds 3 and 4

Michelin Thundersport GP2 & Minitwin Cup

Pembrey 1.456 Miles

Race 2

10/04/2010 13:23

Race started at 13:23:49

Lap	Lap Tm	Diff	Time of Day
6	1:08.385	+0.548	13:30:50.474
7	1:08.764	+0.927	13:31:59.238
8	1:08.645	+0.808	13:33:07.883
9	1:08.319	+0.482	13:34:16.202

(11) Jed Bird

1	1:13.750	+4.994	13:25:09.489
2	1:09.424	+0.668	13:26:18.913
3	1:08.926	+0.170	13:27:27.839
4	1:09.678	+0.922	13:28:37.517
5	1:09.853	+1.097	13:29:47.370
6	1:08.808	+0.052	13:30:56.178
7	1:08.769	+0.013	13:32:04.947
8	1:08.756		13:33:13.703
9	1:09.882	+1.126	13:34:23.585

(2) Alec Collinson

1	1:11.236		13:25:05.661
2	1:25.035	+13.799	13:26:30.697

Lap	Lap Tm	Diff	Time of Day
-----	--------	------	-------------

Lap	Lap Tm	Diff	Time of Day
-----	--------	------	-------------

Chief Timekeeper:

Clerk of Course:

Weather & Track: Bright / Dry

Results: www.sportstimeservices.com

Printed: 10/04/2010 13:37:55





Thundersport GB - Rounds 3 and 4

Sorted on Laps

Michelin Thundersport GP2 & Minitwin Cup

Pembrey 1.456 Miles

Race 10

10/04/2010 16:49

Race started at 16:49:07

Pos	No.	Name	Class	Make	Model	Laps	Total Tm	Diff	Best Tm	Best Spd	In Lap
1	111	Alex Heaton	GP 2	Ducati	800	10	10:29.415		1:01.923	84.647	8
2	14	Will Hodgson	GP 2	Aprilia	450	10	10:30.769	1.354	1:02.104	84.400	10
3	100	Connor Tagg	GP 2	Aprilia	450	10	10:30.869	1.454	1:01.960	84.597	8
4	7	Alex Hutchinson	GP 2	Kawasaki	400	10	10:32.789	3.374	1:01.805	84.809	9
5	101	Andy Lawson	Minitwin	Suzuki	650 M	10	10:36.727	7.312	1:02.768	83.508	5
6	25	Ben Gautrey	GP 2	Aprilia	450	10	10:43.621	14.206	1:03.324	82.774	7
7	17	Ian Popplewell	Minitwin	Kawasaki	650 M	10	10:49.131	19.716	1:03.714	82.268	6
8	35	Clive White	Minitwin	Suzuki	650 M	10	10:49.566	20.151	1:03.275	82.838	3
9	2	Alec Collinson	GP 2	Kawasaki	400	10	10:53.355	23.940	1:04.259	81.570	9
10	30	Liam Shellcock	GP 2	Aprilia	450	10	11:01.998	32.583	1:04.666	81.057	2
11	94	Phil Page	GP 2	Aprilia	450	10	11:13.221	43.806	1:06.277	79.086	2
12	88	Andrew Bright	Minitwin	Suzuki	650 M	10	11:17.505	48.090	1:06.566	78.743	10
13	22	Sam Nicholson	Minitwin	Suzuki	650 M	10	11:17.642	48.227	1:06.490	78.833	4
14	55	Phil Cox	GP 2	Yamaha	400	10	11:32.195	1:02.780	1:07.188	78.014	9
15	11	Jed Bird	GP 2	Aprilia	250	10	11:36.800	1:07.385	1:08.033	77.045	8
16	15	Leigh Hutchinson	Minitwin	Suzuki	650 M	9	10:30.890	1 Lap	1:08.587	76.423	2
17	73	Charlie Mowbray	GP 2	Suzuki	650	9	10:54.185	1 Lap	1:08.989	75.977	6

Not classified 0

99	Mike Lawson	Minitwin	Kawasaki	650 M		3.642	DNF		-	0
16	Steve Tomes	GP 2	Yamaha	450			DNS		-	0

Margin of Victory	Avg. Speed	Best Lap Tm	Best Spd	Best Lap by
1.354	83.277	1:01.805	84.809	7 - Alex Hutchinson

Chief Timekeeper:

Clerk of Course:

Weather & Track: Bright / Dry

Results: www.sportstimingservices.com





Thundersport GB - Rounds 3 and 4

Lapchart

Michelin Thundersport GP2 & Minitwin Cup

Pembrey 1.456 Miles

Race 10

10/04/2010 16:49

Race started at 16:49:07

Competitors	Laps										
	0	1	2	3	4	5	6	7	8	9	10
Alex Heaton (111)	1	111	111	111	111	111	111	111	111	111	111
Connor Tagg (100)	2	100	101	101	14	14	14	14	14	14	14
Ben Gautrey (25)	3	25	14	14	101	101	101	100	100	100	100
Will Hodgson (14)	4	14	100	100	100	100	101	101	7	7	7
Andy Lawson (101)	5	101	25	25	7	7	7	7	101	101	101
Ian Popplewell (17)	6	17	17	7	25	25	25	25	25	25	25
Clive White (35)	7	35	2	17	17	17	17	17	17	17	17
Liam Shellcock (30)	8	30	7	30	35	35	35	35	35	35	35
Andrew Bright (88)	9	88	35	35	2	2	2	2	2	2	2
Alec Collinson (2)	10	2	30	2	30	30	30	30	30	30	30
Phil Page (94)	11	94	94	94	94	94	94	94	94	94	94
Alex Hutchinson (7)	12	7	88	88	88	88	88	88	88	88	88
Mike Lawson (99)	13	99	22	22	22	22	22	22	22	22	22
Leigh Hutchinson (15)	14	15	15	15	15	15	55	55	55	55	55
Sam Nicholson (22)	15	22	73	55	55	55	15	15	11	11	11
Phil Cox (55)	16	55	11	11	11	11	11	11	15	15	
Charlie Mowbray (73)	17	73	55	73	73	73	73	73	73	73	
Jed Bird (11)	18	11									
-	19										

Chief Timekeeper:

Clerk of Course:

Weather & Track: Bright / Dry

Results: www.sportstimingservices.com

Printed: 10/04/2010 17:03:16





Thundersport GB - Rounds 3 and 4

Michelin Thundersport GP2 & Minitwin Cup

Pembrey 1.456 Miles

Race 10

10/04/2010 16:49

Race started at 16:49:07

Lap	Lap Tm	Diff	Time of Day
(111) Alex Heaton			
1	1:07.460	+5.537	16:50:15.372
2	1:02.654	+0.731	16:51:18.026
3	1:02.482	+0.559	16:52:20.508
4	1:02.141	+0.218	16:53:22.649
5	1:02.257	+0.334	16:54:24.906
6	1:02.148	+0.225	16:55:27.054
7	1:02.330	+0.407	16:56:29.384
8	1:01.923		16:57:31.307
9	1:02.802	+0.879	16:58:34.109
10	1:03.218	+1.295	16:59:37.327

Lap	Lap Tm	Diff	Time of Day
(14) Will Hodgson			
1	1:06.295	+4.191	16:50:16.171
2	1:02.994	+0.890	16:51:19.165
3	1:02.317	+0.213	16:52:21.482
4	1:02.473	+0.369	16:53:23.955
5	1:02.496	+0.392	16:54:26.451
6	1:02.422	+0.318	16:55:28.873
7	1:02.424	+0.320	16:56:31.297
8	1:02.800	+0.696	16:57:34.097
9	1:02.480	+0.376	16:58:36.577
10	1:02.104		16:59:38.681

Lap	Lap Tm	Diff	Time of Day
(100) Connor Tagg			
1	1:09.136	+7.176	16:50:17.053
2	1:03.018	+1.058	16:51:20.071
3	1:02.359	+0.399	16:52:22.430
4	1:02.772	+0.812	16:53:25.202
5	1:02.787	+0.827	16:54:27.989
6	1:02.392	+0.432	16:55:30.381
7	1:02.111	+0.151	16:56:32.492
8	1:01.960		16:57:34.452
9	1:02.193	+0.233	16:58:36.645
10	1:02.136	+0.176	16:59:38.781

Lap	Lap Tm	Diff	Time of Day
(7) Alex Hutchinson			
1	1:07.094	+5.289	16:50:18.558
2	1:04.500	+2.695	16:51:23.058
3	1:02.603	+0.798	16:52:25.661
4	1:02.640	+0.835	16:53:28.301
5	1:02.188	+0.383	16:54:30.489
6	1:01.969	+0.164	16:55:32.458
7	1:02.018	+0.213	16:56:34.476
8	1:02.067	+0.262	16:57:36.543
9	1:01.805		16:58:38.348
10	1:02.353	+0.548	16:59:40.701

Lap	Lap Tm	Diff	Time of Day
(101) Andy Lawson			
1	1:05.459	+2.691	16:50:15.523
2	1:03.222	+0.454	16:51:18.745
3	1:02.907	+0.139	16:52:21.652
4	1:03.445	+0.677	16:53:25.097
5	1:02.768		16:54:27.865
6	1:02.814	+0.046	16:55:30.679
7	1:03.019	+0.251	16:56:33.698
8	1:03.578	+0.810	16:57:37.276
9	1:03.201	+0.433	16:58:40.477
10	1:04.162	+1.394	16:59:44.639

Lap	Lap Tm	Diff	Time of Day
(25) Ben Gautrey			
1	1:09.486	+6.162	16:50:17.443
2	1:03.844	+0.520	16:51:21.287
3	1:04.523	+1.199	16:52:25.810
4	1:03.765	+0.441	16:53:29.575
5	1:03.847	+0.523	16:54:33.422
6	1:04.081	+0.757	16:55:37.503
7	1:03.324		16:56:40.827
8	1:03.394	+0.070	16:57:44.221
9	1:03.935	+0.611	16:58:48.156
10	1:03.377	+0.053	16:59:51.533

Lap	Lap Tm	Diff	Time of Day
(17) Ian Popplewell			
1	1:07.616	+3.902	16:50:18.149
2	1:05.468	+1.754	16:51:23.617
3	1:03.738	+0.024	16:52:27.355
4	1:03.762	+0.048	16:53:31.117
5	1:03.776	+0.062	16:54:34.893
6	1:03.714		16:55:38.607
7	1:04.283	+0.569	16:56:42.890
8	1:03.953	+0.239	16:57:46.843
9	1:03.979	+0.265	16:58:50.822
10	1:06.221	+2.507	16:59:57.043

Lap	Lap Tm	Diff	Time of Day
(35) Clive White			
1	1:08.154	+4.879	16:50:18.741
2	1:05.700	+2.425	16:51:24.441
3	1:03.275		16:52:27.716
4	1:03.895	+0.620	16:53:31.611
5	1:03.650	+0.375	16:54:35.261
6	1:03.477	+0.202	16:55:38.738
7	1:04.515	+1.240	16:56:43.253
8	1:03.738	+0.463	16:57:46.991
9	1:03.958	+0.683	16:58:50.949
10	1:06.529	+3.254	16:59:57.478

Lap	Lap Tm	Diff	Time of Day
(2) Alec Collinson			
1	1:07.286	+3.027	16:50:18.394
2	1:06.493	+2.234	16:51:24.887
3	1:04.736	+0.477	16:52:29.623
4	1:04.574	+0.315	16:53:34.197
5	1:04.558	+0.299	16:54:38.755
6	1:04.480	+0.221	16:55:43.235
7	1:04.715	+0.456	16:56:47.950
8	1:04.728	+0.469	16:57:52.678
9	1:04.259		16:58:56.937
10	1:04.330	+0.071	17:00:01.267

Lap	Lap Tm	Diff	Time of Day
(30) Liam Shellcock			
1	1:08.826	+4.160	16:50:19.660
2	1:04.666		16:51:24.326
3	1:05.306	+0.640	16:52:29.632
4	1:05.542	+0.876	16:53:35.174
5	1:05.831	+1.165	16:54:41.005
6	1:05.771	+1.105	16:55:46.776
7	1:05.363	+0.697	16:56:52.139
8	1:05.596	+0.930	16:57:57.735
9	1:05.599	+0.933	16:59:03.334
10	1:06.576	+1.910	17:00:09.910

Lap	Lap Tm	Diff	Time of Day
(94) Phil Page			

Lap	Lap Tm	Diff	Time of Day
1	1:09.802	+3.525	16:50:20.943
2	1:06.277		16:51:27.220
3	1:06.801	+0.524	16:52:34.021
4	1:06.693	+0.416	16:53:40.714
5	1:06.981	+0.704	16:54:47.695
6	1:06.437	+0.160	16:55:54.132
7	1:06.442	+0.165	16:57:00.574
8	1:06.712	+0.435	16:58:07.286
9	1:06.860	+0.583	16:59:14.146
10	1:06.987	+0.710	17:00:21.133

Lap	Lap Tm	Diff	Time of Day
(88) Andrew Bright			
1	1:11.337	+4.771	16:50:22.410
2	1:06.708	+0.142	16:51:29.118
3	1:07.184	+0.618	16:52:36.302
4	1:06.889	+0.323	16:53:43.191
5	1:07.206	+0.640	16:54:50.397
6	1:06.981	+0.415	16:55:57.378
7	1:06.979	+0.413	16:57:04.357
8	1:07.393	+0.827	16:58:11.750
9	1:07.101	+0.535	16:59:18.851
10	1:06.566		17:00:25.417

Lap	Lap Tm	Diff	Time of Day
(22) Sam Nicholson			
1	1:11.343	+4.853	16:50:23.347
2	1:06.977	+0.487	16:51:30.324
3	1:06.854	+0.364	16:52:37.178
4	1:06.490		16:53:43.668
5	1:06.974	+0.484	16:54:50.642
6	1:07.068	+0.578	16:55:57.710
7	1:07.772	+1.282	16:57:05.482
8	1:06.651	+0.161	16:58:12.133
9	1:06.870	+0.380	16:59:19.003
10	1:06.551	+0.061	17:00:25.554

Lap	Lap Tm	Diff	Time of Day
(55) Phil Cox			
1	1:13.658	+6.470	16:50:25.730
2	1:07.605	+0.417	16:51:33.335
3	1:09.228	+2.040	16:52:42.563
4	1:09.293	+2.105	16:53:51.856
5	1:09.241	+2.053	16:55:01.097
6	1:08.194	+1.006	16:56:09.291
7	1:08.289	+1.101	16:57:17.580
8	1:07.721	+0.533	16:58:25.301
9	1:07.188		16:59:32.489
10	1:07.618	+0.430	17:00:40.107

Lap	Lap Tm	Diff	Time of Day
(11) Jed Bird			
1	1:13.342	+5.309	16:50:25.649
2	1:09.425	+1.392	16:51:35.074
3	1:08.624	+0.591	16:52:43.698
4	1:08.308	+0.275	16:53:52.006
5	1:09.350	+1.317	16:55:01.356
6	1:09.319	+1.286	16:56:10.675
7	1:08.717	+0.684	16:57:19.392
8	1:08.033		16:58:27.425
9	1:08.311	+0.278	16:59:35.736
10	1:08.976	+0.943	17:00:44.712

Lap	Lap Tm	Diff	Time of Day
(15) Leigh Hutchinson			
1	1:11.822	+3.235	16:50:23.802

Chief Timekeeper:


Clerk of Course:

Weather & Track: Bright / Dry

Results: www.sportstimingservices.com

Printed: 10/04/2010 17:02:37





Thundersport GB - Rounds 3 and 4

Michelin Thundersport GP2 & Minitwin Cup

Pembrey 1.456 Miles

Race 10

10/04/2010 16:49

Race started at 16:49:07

Lap	Lap Tm	Diff	Time of Day
2	1:08.587		16:51:32.389
3	1:09.279	+0.692	16:52:41.668
4	1:09.269	+0.682	16:53:50.937
5	1:09.597	+1.010	16:55:00.534
6	1:09.405	+0.818	16:56:09.939
7	1:09.191	+0.604	16:57:19.130
8	1:09.794	+1.207	16:58:28.924
9	1:09.878	+1.291	16:59:38.802

(73) Charlie Mowbray

1	1:12.990	+4.001	16:50:25.160
2	1:25.156	+16.167	16:51:50.316
3	1:11.132	+2.143	16:53:01.448
4	1:09.517	+0.528	16:54:10.965
5	1:09.558	+0.569	16:55:20.523
6	1:08.989		16:56:29.512
7	1:10.167	+1.178	16:57:39.679
8	1:09.753	+0.764	16:58:49.432
9	1:12.665	+3.676	17:00:02.097

Lap Lap Tm Diff Time of Day

Lap Lap Tm Diff Time of Day

Chief Timekeeper:

Clerk of Course:

Weather & Track: Bright / Dry

Results: www.sportstimingsservices.com

Printed: 10/04/2010 17:02:37





Thundersport GB - Rounds 3 and 4

Sorted on Laps

Michelin Thundersport GP2 & Minitwin Cup

Pembrey 1.456 Miles

Race 2

11/04/2010 11:09

Race started at 11:09:04

Pos	No.	Name	Class	Make	Model	Laps	Total Tm	Diff	Best Tm	Best Spd	In Lap
1	14	Will Hodgson	GP 2	Aprilia	450	12	12:39.338		1:02.215	84.250	11
2	7	Alex Hutchinson	GP 2	Kawasaki	400	12	12:42.880	3.542	1:02.071	84.445	11
3	25	Ben Gautrey	GP 2	Aprilia	450	12	12:45.726	6.388	1:02.865	83.379	6
4	101	Andy Lawson	Minitwin	Suzuki	650 M	12	12:48.558	9.220	1:02.845	83.405	10
5	2	Alec Collinson	GP 2	Kawasaki	400	12	12:51.861	12.523	1:02.762	83.516	6
6	35	Clive White	Minitwin	Suzuki	650 M	12	12:52.879	13.541	1:03.277	82.836	10
7	17	Ian Popplewell	Minitwin	Kawasaki	650 M	12	12:56.899	17.561	1:03.537	82.497	7
8	30	Liam Shellcock	GP 2	Aprilia	450	12	13:06.554	27.216	1:04.426	81.358	11
9	94	Phil Page	GP 2	Aprilia	450	12	13:14.030	34.692	1:05.174	80.425	6
10	88	Andrew Bright	Minitwin	Suzuki	650 M	12	13:19.828	40.490	1:05.337	80.224	2
11	22	Sam Nicholson	Minitwin	Suzuki	650 M	12	13:36.336	56.998	1:06.414	78.923	11
12	55	Phil Cox	GP 2	Yamaha	400	12	13:39.790	1:00.452	1:07.092	78.126	7
13	15	Leigh Hutchinson	Minitwin	Suzuki	650 M	11	12:41.388	1 Lap	1:07.726	77.394	7
14	73	Charlie Mowbray	GP 2	Suzuki	650	11	12:46.136	1 Lap	1:08.077	76.995	6
15	11	Jed Bird	GP 2	Aprilia	250	11	12:46.848	1 Lap	1:07.796	77.314	10

Not classified ()

111	Alex Heaton	GP 2	Ducati	800	8	8:25.100	DNF	1:01.981	84.568	8
100	Connor Tagg	GP 2	Aprilia	450	8	8:25.457	DNF	1:01.840	84.761	7

Announcements

*** No. 7 - PLEASE CHARGE TRANSPONDER ***

Margin of Victory	Avg. Speed	Best Lap Tm	Best Spd	Best Lap by
3.542	82.834	1:01.840	84.761	100 - Connor Tagg

Chief Timekeeper:

Clerk of Course:

Weather & Track: Bright / Dry

Results: www.sportstimingsservices.com





Thundersport GB - Rounds 3 and 4

Lapchart

Michelin Thundersport GP2 & Minitwin Cup

Pembrey 1.456 Miles

Race 2

11/04/2010 11:08

Race started at 11:09:04

Competitors	Laps													
	0	1	2	3	4	5	6	7	8	9	10	11	12	
Connor Tagg (100)	1	100	111	111	111	111	111	111	111	111	14	14	14	14
Ben Gautrey (25)	2	25	14	14	100	100	100	100	100	100	7	7	7	7
Alex Heaton (111)	3	111	25	100	14	14	14	14	14	14	25	25	25	25
Will Hodgson (14)	4	14	100	25	25	25	25	25	25	25	101	101	101	101
Andy Lawson (101)	5	101	2	7	7	7	7	7	7	7	2	2	2	2
Ian Popplewell (17)	6	17	101	2	101	101	101	101	101	101	35	35	35	35
Clive White (35)	7	35	7	101	35	2	2	2	2	2	17	17	17	17
Liam Shellcock (30)	8	30	35	35	2	35	35	35	35	35	30	30	30	30
Phil Page (94)	9	94	94	17	17	17	17	17	17	17	94	94	94	94
Alec Collinson (2)	10	2	17	94	30	30	30	30	30	30	88	88	88	88
Andrew Bright (88)	11	88	30	30	94	94	94	94	94	94	22	22	22	22
Alex Hutchinson (7)	12	7	88	88	88	88	88	88	88	88	55	55	55	55
Phil Cox (55)	13	55	55	55	55	55	55	55	55	22	15	15	15	15
Leigh Hutchinson (15)	14	15	22	22	22	22	22	22	22	55	11	11	73	73
Sam Nicholson (22)	15	22	15	15	15	15	15	15	15	15	73	73	11	11
Charlie Mowbray (73)	16	73	11	11	11	73	73	73	73	11				
Jed Bird (11)	17	11	73	73	73	11	11	11	11	73				

Chief Timekeeper:

Clerk of Course:

Weather & Track: Bright / Dry

Results: www.sportstimingservices.com

Printed: 11/04/2010 11:25:26





Thundersport GB - Rounds 3 and 4

Michelin Thundersport GP2 & Minitwin Cup

Pembrey 1.456 Miles

Race 2

11/04/2010 11:08

Race started at 11:09:04

Lap	Lap Tm	Diff	Time of Day
(14) Will Hodgson			
1	1:06.328	+4.113	11:10:13.058
2	1:02.817	+0.602	11:11:15.875
3	1:02.764	+0.549	11:12:18.639
4	1:02.792	+0.577	11:13:21.431
5	1:02.880	+0.665	11:14:24.311
6	1:02.327	+0.112	11:15:26.638
7	1:02.863	+0.648	11:16:29.501
8	1:02.687	+0.472	11:17:32.188
9	1:04.102	+1.887	11:18:36.290
10	1:02.571	+0.356	11:19:38.861
11	1:02.215		11:20:41.076
12	1:02.407	+0.192	11:21:43.483
(7) Alex Hutchinson			
1	1:06.828	+4.757	11:10:15.247
2	1:04.278	+2.207	11:11:19.525
3	1:04.574	+2.503	11:12:24.099
4	1:03.033	+0.962	11:13:27.132
5	1:02.539	+0.468	11:14:29.671
6	1:02.653	+0.582	11:15:32.324
7	1:02.227	+0.156	11:16:34.551
8	1:02.077	+0.006	11:17:36.628
9	1:03.261	+1.190	11:18:39.889
10	1:02.437	+0.366	11:19:42.326
11	1:02.071		11:20:44.397
12	1:02.628	+0.557	11:21:47.025
(25) Ben Gautrey			
1	1:09.267	+6.402	11:10:13.446
2	1:03.218	+0.353	11:11:16.664
3	1:02.964	+0.099	11:12:19.628
4	1:03.951	+1.086	11:13:23.579
5	1:03.223	+0.358	11:14:26.802
6	1:02.865		11:15:29.667
7	1:03.285	+0.420	11:16:32.952
8	1:02.968	+0.103	11:17:35.920
9	1:04.010	+1.145	11:18:39.930
10	1:03.236	+0.371	11:19:43.166
11	1:02.968	+0.103	11:20:46.134
12	1:03.737	+0.872	11:21:49.871
(101) Andy Lawson			
1	1:08.047	+5.202	11:10:15.120
2	1:04.622	+1.777	11:11:19.742
3	1:04.591	+1.746	11:12:24.333
4	1:03.519	+0.674	11:13:27.852
5	1:03.214	+0.369	11:14:31.066
6	1:02.865	+0.020	11:15:33.931
7	1:02.917	+0.072	11:16:36.848
8	1:02.996	+0.151	11:17:39.844
9	1:03.194	+0.349	11:18:43.038
10	1:02.845		11:19:45.883
11	1:03.163	+0.318	11:20:49.046
12	1:03.657	+0.812	11:21:52.703
(2) Alec Collinson			
1	1:06.879	+4.117	11:10:14.882
2	1:04.798	+2.036	11:11:19.680
3	1:04.974	+2.212	11:12:24.654

Lap	Lap Tm	Diff	Time of Day
4	1:03.937	+1.175	11:13:28.591
5	1:02.926	+0.164	11:14:31.517
6	1:02.762		11:15:34.279
7	1:02.866	+0.104	11:16:37.145
8	1:03.562	+0.800	11:17:40.707
9	1:03.651	+0.889	11:18:44.358
10	1:03.490	+0.728	11:19:47.848
11	1:03.876	+1.114	11:20:51.724
12	1:04.282	+1.520	11:21:56.006
(35) Clive White			
1	1:08.347	+5.070	11:10:15.965
2	1:03.942	+0.665	11:11:19.907
3	1:04.552	+1.275	11:12:24.459
4	1:04.309	+1.032	11:13:28.768
5	1:03.525	+0.248	11:14:32.293
6	1:03.454	+0.177	11:15:35.747
7	1:03.350	+0.073	11:16:39.097
8	1:03.349	+0.072	11:17:42.446
9	1:03.826	+0.549	11:18:46.272
10	1:03.277		11:19:49.549
11	1:03.822	+0.545	11:20:53.371
12	1:03.653	+0.376	11:21:57.024
(17) Ian Popplewell			
1	1:08.892	+5.355	11:10:16.365
2	1:04.471	+0.934	11:11:20.836
3	1:04.304	+0.767	11:12:25.140
4	1:04.396	+0.859	11:13:29.536
5	1:03.719	+0.182	11:14:33.255
6	1:03.549	+0.012	11:15:36.804
7	1:03.537		11:16:40.341
8	1:04.036	+0.499	11:17:44.377
9	1:03.921	+0.384	11:18:48.298
10	1:04.159	+0.622	11:19:52.457
11	1:04.015	+0.478	11:20:56.472
12	1:04.572	+1.035	11:22:01.044
(30) Liam Shellcock			
1	1:08.974	+4.548	11:10:16.760
2	1:04.654	+0.228	11:11:21.414
3	1:04.631	+0.205	11:12:26.045
4	1:05.019	+0.593	11:13:31.064
5	1:04.811	+0.385	11:14:35.875
6	1:04.995	+0.569	11:15:40.870
7	1:04.897	+0.471	11:16:45.767
8	1:04.621	+0.195	11:17:50.388
9	1:05.452	+1.026	11:18:55.840
10	1:05.098	+0.672	11:20:00.938
11	1:04.426		11:21:05.364
12	1:05.335	+0.909	11:22:10.699
(94) Phil Page			
1	1:08.115	+2.941	11:10:16.036
2	1:05.319	+0.145	11:11:21.355
3	1:06.485	+1.311	11:12:27.840
4	1:05.432	+0.258	11:13:33.272
5	1:05.444	+0.270	11:14:38.716
6	1:05.174		11:15:43.890
7	1:05.537	+0.363	11:16:49.427
8	1:05.347	+0.173	11:17:54.774

Lap	Lap Tm	Diff	Time of Day
9	1:05.364	+0.190	11:19:00.138
10	1:05.607	+0.433	11:20:05.745
11	1:05.835	+0.661	11:21:11.580
12	1:06.595	+1.421	11:22:18.175
(88) Andrew Bright			
1	1:09.614	+4.277	11:10:17.647
2	1:05.337		11:11:22.984
3	1:05.394	+0.057	11:12:28.378
4	1:05.491	+0.154	11:13:33.869
5	1:06.160	+0.823	11:14:40.029
6	1:06.528	+1.191	11:15:46.557
7	1:06.141	+0.804	11:16:52.698
8	1:06.049	+0.712	11:17:58.747
9	1:06.496	+1.159	11:19:05.243
10	1:06.162	+0.825	11:20:11.405
11	1:06.127	+0.790	11:21:17.532
12	1:06.441	+1.104	11:22:23.973
(22) Sam Nicholson			
1	1:11.145	+4.731	11:10:20.048
2	1:08.160	+1.746	11:11:28.208
3	1:07.428	+1.014	11:12:35.636
4	1:07.187	+0.773	11:13:42.823
5	1:07.601	+1.187	11:14:50.424
6	1:07.504	+1.090	11:15:57.928
7	1:07.165	+0.751	11:17:05.093
8	1:07.448	+1.034	11:18:12.541
9	1:07.781	+1.367	11:19:20.322
10	1:06.786	+0.372	11:20:27.108
11	1:06.414		11:21:33.522
12	1:06.959	+0.545	11:22:40.481
(55) Phil Cox			
1	1:10.750	+3.658	11:10:19.402
2	1:08.237	+1.145	11:11:27.639
3	1:07.619	+0.527	11:12:35.258
4	1:07.307	+0.215	11:13:42.565
5	1:07.717	+0.625	11:14:50.282
6	1:07.561	+0.469	11:15:57.843
7	1:07.092		11:17:04.935
8	1:07.621	+0.529	11:18:12.556
9	1:08.509	+1.417	11:19:21.065
10	1:07.747	+0.655	11:20:28.812
11	1:07.251	+0.159	11:21:36.063
12	1:07.872	+0.780	11:22:43.935
(15) Leigh Hutchinson			
1	1:12.412	+4.686	11:10:21.141
2	1:08.111	+0.385	11:11:29.252
3	1:08.119	+0.393	11:12:37.371
4	1:08.410	+0.684	11:13:45.781
5	1:08.144	+0.418	11:14:53.925
6	1:08.358	+0.632	11:16:02.283
7	1:07.726		11:17:10.009
8	1:09.012	+1.286	11:18:19.021
9	1:08.584	+0.858	11:19:27.605
10	1:08.830	+1.104	11:20:36.435
11	1:09.098	+1.372	11:21:45.533
(73) Charlie Mowbray			

Chief Timekeeper:
Clerk of Course:
Weather & Track: Bright / Dry
Results: www.sportstimingsservices.com
Printed: 11/04/2010 11:24:53





Thundersport GB - Rounds 3 and 4

Michelin Thundersport GP2 & Minitwin Cup

Pembrey 1.456 Miles

Race 2

11/04/2010 11:08

Race started at 11:09:04

Lap	Lap Tm	Diff	Time of Day
1	1:14.274	+6.197	11:10:23.415
2	1:09.327	+1.250	11:11:32.742
3	1:08.645	+0.568	11:12:41.387
4	1:08.437	+0.360	11:13:49.824
5	1:08.776	+0.699	11:14:58.600
6	1:08.077		11:16:06.677
7	1:08.530	+0.453	11:17:15.207
8	1:09.122	+1.045	11:18:24.329
9	1:08.524	+0.447	11:19:32.853
10	1:08.199	+0.122	11:20:41.052
11	1:09.229	+1.152	11:21:50.281

(11) Jed Bird

1	1:13.445	+5.649	11:10:22.799
2	1:09.711	+1.915	11:11:32.510
3	1:08.687	+0.891	11:12:41.197
4	1:08.936	+1.140	11:13:50.133
5	1:09.125	+1.329	11:14:59.258
6	1:08.103	+0.307	11:16:07.361
7	1:07.992	+0.196	11:17:15.353
8	1:08.075	+0.279	11:18:23.428
9	1:08.060	+0.264	11:19:31.488
10	1:07.796		11:20:39.284
11	1:11.709	+3.913	11:21:50.993

(111) Alex Heaton

1	1:08.827	+6.846	11:10:13.014
2	1:02.410	+0.429	11:11:15.424
3	1:02.823	+0.842	11:12:18.247
4	1:02.472	+0.491	11:13:20.719
5	1:02.454	+0.473	11:14:23.173
6	1:02.068	+0.087	11:15:25.241
7	1:02.023	+0.042	11:16:27.264
8	1:01.981		11:17:29.245

(100) Connor Tagg

1	1:09.412	+7.572	11:10:13.557
2	1:02.896	+1.056	11:11:16.453
3	1:02.175	+0.335	11:12:18.628
4	1:02.284	+0.444	11:13:20.912
5	1:02.362	+0.522	11:14:23.274
6	1:02.181	+0.341	11:15:25.455
7	1:01.840		11:16:27.295
8	1:02.307	+0.467	11:17:29.602

Lap	Lap Tm	Diff	Time of Day
-----	--------	------	-------------

Lap	Lap Tm	Diff	Time of Day
-----	--------	------	-------------

Chief Timekeeper:

Clerk of Course:

Weather & Track: Bright / Dry

Results: www.sportstimingsservices.com

Printed: 11/04/2010 11:24:53





Thundersport GB - Rounds 3 and 4

Sorted on Laps

Michelin Thundersport GP2 & Minitwin Cup

Pembrey 1.456 Miles

Race 10

11/04/2010 14:50

Race started at 14:50:44

Pos	No.	Name	Class	Make	Model	Laps	Total Tm	Diff	Best Tm	Best Spd	In Lap
1	100	Connor Tagg	GP 2	Aprilia	450	12	12:32.564		1:01.675	84.987	11
2	111	Alex Heaton	GP 2	Ducati	800	12	12:35.705	3.141	1:02.026	84.506	9
3	25	Ben Gautrey	GP 2	Aprilia	450	12	12:36.129	3.565	1:01.954	84.605	12
4	7	Alex Hutchinson	GP 2	Kawasaki	400	12	12:36.315	3.751	1:01.793	84.825	10
5	14	Will Hodgson	GP 2	Aprilia	450	12	12:36.575	4.011	1:01.488	85.246	12
6	101	Andy Lawson	Minitwin	Suzuki	650 M	12	12:48.420	15.856	1:02.869	83.373	6
7	35	Clive White	Minitwin	Suzuki	650 M	12	12:54.261	21.697	1:03.518	82.521	5
8	2	Alec Collinson	GP 2	Kawasaki	400	12	12:55.875	23.311	1:02.826	83.430	9
9	30	Liam Shellcock	GP 2	Aprilia	450	12	13:00.400	27.836	1:04.124	81.742	3
10	17	Ian Popplewell	Minitwin	Kawasaki	650 M	12	13:01.207	28.643	1:04.031	81.860	2
11	94	Phil Page	GP 2	Aprilia	450	12	13:14.678	42.114	1:05.205	80.386	9
12	22	Sam Nicholson	Minitwin	Suzuki	650 M	12	13:35.120	1:02.556	1:07.048	78.177	8
13	88	Andrew Bright	Minitwin	Suzuki	650 M	12	13:38.070	1:05.506	1:07.316	77.866	12
14	55	Phil Cox	GP 2	Yamaha	400	11	12:35.207	1 Lap	1:07.241	77.952	10
15	73	Charlie Mowbray	GP 2	Suzuki	650	11	12:36.023	1 Lap	1:06.749	78.527	9

Not classified (0)

15	Leigh Hutchinson	Minitwin	Suzuki	650 M	7	8:01.785	DNF	1:07.267	77.922	3
11	Jed Bird	GP 2	Aprilia	250	6	7:02.502	DNF	1:08.349	76.689	5

Margin of Victory	Avg. Speed	Best Lap Tm	Best Spd	Best Lap by
3.141	83.580	1:01.488	85.246	14 - Will Hodgson

Chief Timekeeper:

Clerk of Course:

Weather & Track: Bright / Dry

Results: www.sportstimingservices.com





Thundersport GB - Rounds 3 and 4

Lapchart

Michelin Thundersport GP2 & Minitwin Cup

Pembrey 1.456 Miles

Race 10

11/04/2010 14:50

Race started at 14:50:44

Competitors	Laps													
	0	1	2	3	4	5	6	7	8	9	10	11	12	
Alex Heaton (111)	1	111	111	111	111	111	111	111	100	100	100	100	100	100
Connor Tagg (100)	2	100	14	14	14	100	100	100	111	111	111	111	111	111
Ben Gautrey (25)	3	25	101	25	100	14	14	25	25	25	25	25	25	25
Will Hodgson (14)	4	14	100	100	25	25	25	7	14	14	14	7	7	7
Andy Lawson (101)	5	101	25	7	7	7	7	14	7	7	7	14	14	14
Ian Popplewell (17)	6	17	35	35	101	101	101	101	101	101	101	101	101	101
Clive White (35)	7	35	17	101	35	35	35	35	35	35	35	35	35	35
Liam Shellcock (30)	8	30	7	17	17	17	17	17	17	2	2	2	2	2
Alec Collinson (2)	9	2	2	2	2	2	2	2	2	17	30	30	30	30
Phil Page (94)	10	94	30	30	30	30	30	30	30	30	17	17	17	17
Andrew Bright (88)	11	88	94	94	94	94	94	94	94	94	94	94	94	94
Alex Hutchinson (7)	12	7	88	88	88	22	22	22	22	22	22	22	22	22
Leigh Hutchinson (15)	13	15	22	22	22	88	88	88	88	88	88	88	88	88
Phil Cox (55)	14	55	15	15	15	15	15	15	55	55	55	55	55	55
Sam Nicholson (22)	15	22	55	55	55	55	55	55	55	73	73	73	73	73
Jed Bird (11)	16	11	11	11	11	73	73	73	73					
Charlie Mowbray (73)	17	73	73	73	73	11	11	11						

Chief Timekeeper:

Clerk of Course:

Weather & Track: Bright / Dry

Results: www.sportstimingsservices.com

Printed: 11/04/2010 15:07:04





Thundersport GB - Rounds 3 and 4

Michelin Thundersport GP2 & Minitwin Cup

Pembrey 1.456 Miles

Race 10

11/04/2010 14:50

Race started at 14:50:44

Lap	Lap Tm	Diff	Time of Day
(100) Connor Tagg			
1	1:09.191	+7.516	14:51:54.111
2	1:03.807	+2.132	14:52:57.918
3	1:02.128	+0.453	14:54:00.046
4	1:02.174	+0.499	14:55:02.220
5	1:01.848	+0.173	14:56:04.068
6	1:02.208	+0.533	14:57:06.276
7	1:01.916	+0.241	14:58:08.192
8	1:01.899	+0.224	14:59:10.091
9	1:01.708	+0.033	15:00:11.799
10	1:01.848	+0.173	15:01:13.647
11	1:01.675		15:02:15.322
12	1:02.155	+0.480	15:03:17.477
(111) Alex Heaton			
1	1:08.440	+6.414	14:51:53.353
2	1:02.683	+0.657	14:52:56.036
3	1:02.570	+0.544	14:53:58.606
4	1:02.518	+0.492	14:55:01.124
5	1:02.489	+0.463	14:56:03.613
6	1:02.439	+0.413	14:57:06.052
7	1:02.377	+0.351	14:58:08.429
8	1:02.042	+0.016	14:59:10.471
9	1:02.026		15:00:12.497
10	1:02.498	+0.472	15:01:14.995
11	1:02.787	+0.761	15:02:17.782
12	1:02.836	+0.810	15:03:20.618
(25) Ben Gautrey			
1	1:09.417	+7.463	14:51:54.341
2	1:03.499	+1.545	14:52:57.840
3	1:02.744	+0.790	14:54:00.584
4	1:02.352	+0.398	14:55:02.936
5	1:02.318	+0.364	14:56:05.254
6	1:02.331	+0.377	14:57:07.585
7	1:02.486	+0.532	14:58:10.071
8	1:02.334	+0.380	14:59:12.405
9	1:02.141	+0.187	15:00:14.546
10	1:02.307	+0.353	15:01:16.853
11	1:02.235	+0.281	15:02:19.088
12	1:01.954		15:03:21.042
(7) Alex Hutchinson			
1	1:06.696	+4.903	14:51:55.679
2	1:02.697	+0.904	14:52:58.376
3	1:02.835	+1.042	14:54:01.211
4	1:02.186	+0.393	14:55:03.397
5	1:02.249	+0.456	14:56:05.646
6	1:02.545	+0.752	14:57:08.191
7	1:02.521	+0.728	14:58:10.712
8	1:02.492	+0.699	14:59:13.204
9	1:02.442	+0.649	15:00:15.646
10	1:01.793		15:01:17.439
11	1:01.885	+0.092	15:02:19.324
12	1:01.904	+0.111	15:03:21.228
(14) Will Hodgson			
1	1:06.072	+4.584	14:51:53.613
2	1:03.609	+2.121	14:52:57.222
3	1:02.586	+1.098	14:53:59.808

Lap	Lap Tm	Diff	Time of Day
4	1:02.697	+1.209	14:55:02.505
5	1:02.481	+0.993	14:56:04.986
6	1:03.365	+1.877	14:57:08.351
7	1:02.233	+0.745	14:58:10.584
8	1:02.392	+0.904	14:59:12.976
9	1:02.053	+0.565	15:00:15.029
10	1:02.476	+0.988	15:01:17.505
11	1:02.495	+1.007	15:02:20.000
12	1:01.488		15:03:21.488
(101) Andy Lawson			
1	1:06.173	+3.304	14:51:53.938
2	1:05.050	+2.181	14:52:58.988
3	1:03.248	+0.379	14:54:02.236
4	1:03.905	+1.036	14:55:06.141
5	1:02.898	+0.029	14:56:09.039
6	1:02.869		14:57:11.908
7	1:03.334	+0.465	14:58:15.242
8	1:03.339	+0.470	14:59:18.581
9	1:03.834	+0.965	15:00:22.415
10	1:03.398	+0.529	15:01:25.813
11	1:03.804	+0.935	15:02:29.617
12	1:03.716	+0.847	15:03:33.333
(35) Clive White			
1	1:06.527	+3.009	14:51:54.697
2	1:03.903	+0.385	14:52:58.600
3	1:04.197	+0.679	14:54:02.797
4	1:03.873	+0.355	14:55:06.670
5	1:03.518		14:56:10.188
6	1:03.968	+0.450	14:57:14.156
7	1:04.079	+0.561	14:58:18.235
8	1:04.143	+0.625	14:59:22.378
9	1:04.429	+0.911	15:00:26.807
10	1:03.955	+0.437	15:01:30.762
11	1:03.968	+0.450	15:02:34.730
12	1:04.444	+0.926	15:03:39.174
(2) Alec Collinson			
1	1:07.967	+5.141	14:51:56.543
2	1:04.187	+1.361	14:53:00.730
3	1:04.397	+1.571	14:54:05.127
4	1:04.943	+2.117	14:55:10.070
5	1:04.403	+1.577	14:56:14.473
6	1:03.895	+1.069	14:57:18.368
7	1:04.137	+1.311	14:58:22.505
8	1:04.317	+1.491	14:59:26.822
9	1:02.826		15:00:29.648
10	1:03.882	+1.056	15:01:33.530
11	1:03.786	+0.960	15:02:37.316
12	1:03.472	+0.646	15:03:40.788
(30) Liam Shellcock			
1	1:08.630	+4.506	14:51:57.020
2	1:04.429	+0.305	14:53:01.449
3	1:04.124		14:54:05.573
4	1:04.899	+0.775	14:55:10.472
5	1:04.434	+0.310	14:56:14.906
6	1:04.350	+0.226	14:57:19.256
7	1:04.271	+0.147	14:58:23.527
8	1:04.167	+0.043	14:59:27.694

Lap	Lap Tm	Diff	Time of Day
9	1:04.212	+0.088	15:00:31.906
10	1:04.447	+0.323	15:01:36.353
11	1:04.615	+0.491	15:02:40.968
12	1:04.345	+0.221	15:03:45.313
(17) Ian Poplewell			
1	1:07.579	+3.548	14:51:55.581
2	1:04.031		14:52:59.612
3	1:04.375	+0.344	14:54:03.987
4	1:05.149	+1.118	14:55:09.136
5	1:04.602	+0.571	14:56:13.738
6	1:04.215	+0.184	14:57:17.953
7	1:04.302	+0.271	14:58:22.255
8	1:04.507	+0.476	14:59:26.762
9	1:04.904	+0.873	15:00:31.666
10	1:05.052	+1.021	15:01:36.718
11	1:04.943	+0.912	15:02:41.661
12	1:04.459	+0.428	15:03:46.120
(94) Phil Page			
1	1:08.607	+3.402	14:51:57.236
2	1:05.654	+0.449	14:53:02.890
3	1:07.314	+2.109	14:54:10.204
4	1:05.529	+0.324	14:55:15.733
5	1:05.545	+0.340	14:56:21.278
6	1:05.355	+0.150	14:57:26.633
7	1:05.454	+0.249	14:58:32.087
8	1:05.898	+0.693	14:59:37.985
9	1:05.205		15:00:43.190
10	1:05.608	+0.403	15:01:48.798
11	1:05.483	+0.278	15:02:54.281
12	1:05.310	+0.105	15:03:59.591
(22) Sam Nicholson			
1	1:09.879	+2.831	14:51:59.440
2	1:07.763	+0.715	14:53:07.203
3	1:07.101	+0.053	14:54:14.304
4	1:07.534	+0.486	14:55:21.838
5	1:07.282	+0.234	14:56:29.120
6	1:07.210	+0.162	14:57:36.330
7	1:07.337	+0.289	14:58:43.667
8	1:07.048		14:59:50.715
9	1:07.439	+0.391	15:00:58.154
10	1:07.414	+0.366	15:02:05.568
11	1:07.063	+0.015	15:03:12.631
12	1:07.402	+0.354	15:04:20.033
(88) Andrew Bright			
1	1:10.499	+3.183	14:51:59.160
2	1:07.367	+0.051	14:53:06.527
3	1:07.492	+0.176	14:54:14.019
4	1:08.202	+0.886	14:55:22.221
5	1:07.664	+0.348	14:56:29.885
6	1:07.769	+0.453	14:57:37.654
7	1:07.530	+0.214	14:58:45.184
8	1:07.827	+0.511	14:59:53.011
9	1:07.548	+0.232	15:01:00.559
10	1:07.678	+0.362	15:02:08.237
11	1:07.430	+0.114	15:03:15.667
12	1:07.316		15:04:22.983

Chief Timekeeper:

Clerk of Course:

Weather & Track: Bright / Dry

Results: www.sportstimingservices.com

Printed: 11/04/2010 15:06:35





Thundersport GB - Rounds 3 and 4

Michelin Thundersport GP2 & Minitwin Cup

Pembrey 1.456 Miles

Race 10

11/04/2010 14:50

Race started at 14:50:44

Lap	Lap Tm	Diff	Time of Day
(55) Phil Cox			
1	1:12.873	+5.632	14:52:02.338
2	1:07.252	+0.011	14:53:09.590
3	1:08.017	+0.776	14:54:17.607
4	1:07.889	+0.648	14:55:25.496
5	1:07.341	+0.100	14:56:32.837
6	1:07.988	+0.747	14:57:40.825
7	1:07.678	+0.437	14:58:48.503
8	1:08.417	+1.176	14:59:56.920
9	1:07.754	+0.513	15:01:04.674
10	1:07.241		15:02:11.915
11	1:08.205	+0.964	15:03:20.120

(73) Charlie Mowbray			
1	1:13.248	+6.499	14:52:03.296
2	1:09.610	+2.861	14:53:12.906
3	1:08.415	+1.666	14:54:21.321
4	1:08.462	+1.713	14:55:29.783
5	1:07.237	+0.488	14:56:37.020
6	1:08.104	+1.355	14:57:45.124
7	1:07.144	+0.395	14:58:52.268
8	1:07.206	+0.457	14:59:59.474
9	1:06.749		15:01:06.223
10	1:07.269	+0.520	15:02:13.492
11	1:07.444	+0.695	15:03:20.936

(15) Leigh Hutchinson			
1	1:10.514	+3.247	14:51:59.922
2	1:07.575	+0.308	14:53:07.497
3	1:07.267		14:54:14.764
4	1:08.176	+0.909	14:55:22.940
5	1:07.716	+0.449	14:56:30.656
6	1:08.313	+1.046	14:57:38.969
7	1:07.729	+0.462	14:58:46.698

(11) Jed Bird			
1	1:13.125	+4.776	14:52:02.995
2	1:09.373	+1.024	14:53:12.368
3	1:08.599	+0.250	14:54:20.967
4	1:09.510	+1.161	14:55:30.477
5	1:08.349		14:56:38.826
6	1:08.589	+0.240	14:57:47.415

Lap	Lap Tm	Diff	Time of Day
-----	--------	------	-------------

Lap	Lap Tm	Diff	Time of Day
-----	--------	------	-------------

Chief Timekeeper:

Clerk of Course:

Weather & Track: Bright / Dry

Results: www.sportstimingsservices.com

Printed: 11/04/2010 15:06:35





Thundersport GB - Rounds 3 and 4

Sorted on Best Lap time

Nitro Thundersport GP3

Pembrey 1.456 Miles

Qualifying

10/04/2010 11:30

Practice started at 11:30:54

Pos	No.	Name	Class	Make	Model	Best Tm	In Lap	Diff	2nd Best	2nd Lap
1	94	Sam Hornsey	GP3	Honda	125	1:01.950	16		1:02.136	8
2	17	Tom Carne	GP3 C	Honda	125	1:02.723	12	0.773	1:02.756	9
3	414	Matthew Davies	GP3 C	Honda	125	1:03.096	14	1.146	1:03.375	7
4	34	Arnie Shelton	GP3 C	Honda	125	1:03.371	12	1.421	1:03.449	10
5	7	Curtis Wright	GP3 C	Honda	125	1:03.525	16	1.575	1:03.592	17
6	45	Ewan Gray	GP3	Honda	125	1:03.598	14	1.648	1:03.690	15
7	95	Luke Hedger	GP3 C	Honda	125	1:03.688	15	1.738	1:03.799	9
8	131	Scott James	GP3 C	Honda	125	1:03.924	13	1.974	1:03.998	17
9	9	Neil Glasgow	GP3	Honda	125	1:04.596	17	2.646	1:04.884	12
10	15	Darren Jones	GP3	Honda	125	1:04.960	9	3.010	1:05.417	8
11	13	Sam Burman	GP3	Honda	125	1:05.005	13	3.055	1:05.203	6
12	99	Dave Hampton	GP3	Honda	125	1:05.078	12	3.128	1:05.232	11
13	20	Dylan Wyn Davies	GP3	Honda	125	1:05.889	10	3.939	1:06.971	8
14	19	Blake Woulds	GP3 C	Honda	125	1:06.829	15	4.879	1:06.842	13
15	75	Michael Shuker	GP3	Honda	125	1:07.219	10	5.269	1:07.317	11
16	37	Scott Dootson	GP3 C	Honda	125	1:13.980	6	12.030	1:16.022	7
17	361	Andrew Smith	GP3	Honda	125	1:14.907	2	12.957	3:53.661	3
18	28	Bradley Ray	GP3 C	Honda	125		0			0

Announcements

No.75 - PLEASE CHARGE TRANSPONDER FOR RACES - LOW BATTERY

Chief Timekeeper:

Clerk of Course:

Weather & Track: Bright / Dry

Results: www.sportstimeservices.com

Printed: 10/04/2010 11:52:07






Thundersport GB - Rounds 3 and 4

Nitro Thundersport GP3

Pembrey 1.456 Miles

Race 7 (Superpole)

Race



POLE POSITION

	1	2	3	4
1	94	17	414	34
2	7	45	95	131
3	9	15	13	99
4	20	19	75	37
5	361	28		

Chief Timekeeper:

Clerk of Course:

Weather & Track: Bright / Dry

Results: www.sportstimeservices.com

Printed: 10/04/2010 11:53:16





Thundersport GB - Rounds 3 and 4

Sorted on Laps

Nitro Thundersport GP3

Pembrey 1.456 Miles

Race 7 (Superpole)

10/04/2010 15:23

Race started at 15:23:16

Pos	No.	Name	Class	Make	Model	Laps	Total Tm	Diff	Best Tm	Best Spd	In Lap
1	94	Sam Hornsey	GP3	Honda	125	18	19:00.181		1:02.230	84.229	12
2	34	Arnie Shelton	GP3 C	Honda	125	18	19:04.947	4.766	1:02.579	83.760	13
3	17	Tom Carne	GP3 C	Honda	125	18	19:06.063	5.882	1:02.068	84.449	7
4	45	Ewan Gray	GP3	Honda	125	18	19:12.916	12.735	1:02.995	83.207	6
5	99	Dave Hampton	GP3	Honda	125	18	19:27.448	27.267	1:03.632	82.374	11
6	95	Luke Hedger	GP3 C	Honda	125	18	19:27.518	27.337	1:03.616	82.394	16
7	13	Sam Burman	GP3	Honda	125	18	19:30.079	29.898	1:03.692	82.296	14
8	131	Scott James	GP3 C	Honda	125	18	19:35.880	35.699	1:04.182	81.668	10
9	9	Neil Glasgow	GP3	Honda	125	18	19:45.769	45.588	1:04.478	81.293	6
10	15	Darren Jones	GP3	Honda	125	18	19:48.897	48.716	1:04.780	80.914	10
11	19	Blake Woulds	GP3 C	Honda	125	18	20:06.967	1:06.786	1:05.975	79.448	3
12	75	Michael Shuker	GP3	Honda	125	17	19:30.236	1 Lap	1:06.831	78.431	3

Not classified ()

7	Curtis Wright	GP3 C	Honda	125	6	6:29.239	DNF	1:03.075	83.101	5
361	Andrew Smith	GP3	Honda	125	5	6:16.406	DNF	1:11.882	72.920	4
20	Dylan Wyn Davies	GP3	Honda	125	3	3:19.880	DNF	1:03.639	82.365	3
414	Matthew Davies	GP3 C	Honda	125	3	3:34.812	DNF	1:04.102	81.770	2
37	Scott Dootson	GP3 C	Honda	125	2	2:49.656	DNF	1:17.511	67.624	1
28	Bradley Ray	GP3 C	Honda	125			DNS		-	0

Margin of Victory	Avg. Speed	Best Lap Tm	Best Spd	Best Lap by
4.766	82.749	1:02.068	84.449	17 - Tom Carne

Chief Timekeeper:

Clerk of Course:

Weather & Track: Bright / Dry

Results: www.sportstimingservices.com





Thundersport GB - Rounds 3 and 4

Lapchart

Nitro Thundersport GP3

Pembrey 1.456 Miles

Race 7 (Superpole)

10/04/2010 15:23

Race started at 15:23:16

Competitors	Laps																		
	0	1	2	3	4	5	6	7	8	9	10	11	12	13	14	15	16	17	18
Matthew Davies (414)	1	414	414	414	94	94	94	94	94	94	94	94	94	94	94	94	94	94	94
Sam Hornsey (94)	2	94	34	94	34	7	7	7	34	17	17	17	17	17	34	34	34	34	34
Tom Carne (17)	3	17	7	34	7	34	34	34	17	34	34	34	34	34	34	17	17	17	17
Arnie Shelton (34)	4	34	94	7	20	17	17	17	45	45	45	45	45	45	45	45	45	45	45
Curtis Wright (7)	5	7	20	20	45	45	45	45	95	95	95	95	99	99	99	99	95	99	99
Ewan Gray (45)	6	45	15	45	95	95	95	95	13	13	99	99	13	95	13	13	95	99	95
Darren Jones (15)	7	15	45	15	17	15	99	13	99	99	13	13	95	13	95	95	13	13	13
Luke Hedger (95)	8	95	95	95	15	13	13	99	131	131	131	131	131	131	131	131	131	131	131
Scott James (131)	9	131	13	99	99	99	15	15	15	15	9	15	9	9	9	9	9	9	9
Dylan Wyn Davies (20)	10	20	99	17	13	9	131	131	9	9	15	9	15	15	15	15	15	15	15
Sam Burman (13)	11	13	9	13	9	131	9	9	19	19	19	19	19	19	19	19	19	19	19
Neil Glasgow (9)	12	9	17	9	131	19	19	19	75	75	75	75	75	75	75	75	75	75	75
Dave Hampton (99)	13	99	19	131	19	75	75	75											
Blake Woulds (19)	14	19	75	19	75	361	361												
Michael Shuker (75)	15	75	131	75	414														
Scott Dootson (37)	16	37	37	361	361														
Andrew Smith (361)	17	361	361	37															
-	18																		

Chief Timekeeper:

Clerk of Course:

Weather & Track: Bright / Dry

Results: www.sportstimingservices.com

Printed: 10/04/2010 15:50:20





Thundersport GB - Rounds 3 and 4

Nitro Thundersport GP3

Pembrey 1.456 Miles

Race 7 (Superpole)

10/04/2010 15:23

Race started at 15:23:16

Lap	Lap Tm	Diff	Time of Day
(94) Sam Hornsey			
1	1:11.130	+8.900	15:24:28.384
2	1:03.365	+1.135	15:25:31.749
3	1:03.648	+1.418	15:26:35.397
4	1:03.291	+1.061	15:27:38.688
5	1:03.021	+0.791	15:28:41.709
6	1:02.724	+0.494	15:29:44.433
7	1:02.873	+0.643	15:30:47.306
8	1:02.698	+0.468	15:31:50.004
9	1:02.973	+0.743	15:32:52.977
10	1:02.546	+0.316	15:33:55.523
11	1:02.590	+0.360	15:34:58.113
12	1:02.230		15:36:00.343
13	1:02.480	+0.250	15:37:02.823
14	1:02.765	+0.535	15:38:05.588
15	1:02.696	+0.466	15:39:08.284
16	1:02.654	+0.424	15:40:10.938
17	1:02.822	+0.592	15:41:13.760
18	1:03.135	+0.905	15:42:16.895

Lap	Lap Tm	Diff	Time of Day
(34) Arnie Shelton			
1	1:08.272	+5.693	15:24:27.989
2	1:03.913	+1.334	15:25:31.902
3	1:03.633	+1.054	15:26:35.535
4	1:03.665	+1.086	15:27:39.200
5	1:03.247	+0.668	15:28:42.447
6	1:03.661	+1.082	15:29:46.108
7	1:03.316	+0.737	15:30:49.424
8	1:03.457	+0.878	15:31:52.881
9	1:03.075	+0.496	15:32:55.956
10	1:03.114	+0.535	15:33:59.070
11	1:02.942	+0.363	15:35:02.012
12	1:02.651	+0.072	15:36:04.663
13	1:02.579		15:37:07.242
14	1:02.946	+0.367	15:38:10.188
15	1:02.952	+0.373	15:39:13.140
16	1:03.169	+0.590	15:40:16.309
17	1:02.761	+0.182	15:41:19.070
18	1:02.591	+0.012	15:42:21.661

Lap	Lap Tm	Diff	Time of Day
(17) Tom Carne			
1	1:14.494	+12.426	15:24:31.757
2	1:04.225	+2.157	15:25:35.982
3	1:03.141	+1.073	15:26:39.123
4	1:03.137	+1.069	15:27:42.260
5	1:02.718	+0.650	15:28:44.978
6	1:02.702	+0.634	15:29:47.680
7	1:02.068		15:30:49.748
8	1:03.059	+0.991	15:31:52.807
9	1:02.466	+0.398	15:32:55.273
10	1:03.158	+1.090	15:33:58.431
11	1:03.354	+1.286	15:35:01.785
12	1:02.816	+0.748	15:36:04.601
13	1:02.506	+0.438	15:37:07.107
14	1:03.150	+1.082	15:38:10.257
15	1:03.045	+0.977	15:39:13.302
16	1:03.205	+1.137	15:40:16.507
17	1:02.975	+0.907	15:41:19.482
18	1:03.295	+1.227	15:42:22.777

Lap	Lap Tm	Diff	Time of Day
(45) Ewan Gray			
1	1:09.003	+6.008	15:24:29.316
2	1:04.902	+1.907	15:25:34.218
3	1:04.049	+1.054	15:26:38.267
4	1:04.075	+1.080	15:27:42.342
5	1:03.262	+0.267	15:28:45.604
6	1:02.995		15:29:48.599
7	1:03.529	+0.534	15:30:52.128
8	1:03.413	+0.418	15:31:55.541
9	1:03.057	+0.062	15:32:58.598
10	1:03.423	+0.428	15:34:02.021
11	1:03.203	+0.208	15:35:05.224
12	1:03.125	+0.130	15:36:08.349
13	1:03.551	+0.556	15:37:11.900
14	1:03.538	+0.543	15:38:15.438
15	1:03.139	+0.144	15:39:18.577
16	1:03.646	+0.651	15:40:22.223
17	1:04.173	+1.178	15:41:26.396
18	1:03.234	+0.239	15:42:29.630

Lap	Lap Tm	Diff	Time of Day
(99) Dave Hampton			
1	1:10.066	+6.434	15:24:31.181
2	1:04.763	+1.131	15:25:35.944
3	1:04.410	+0.778	15:26:40.354
4	1:05.509	+1.877	15:27:45.863
5	1:04.588	+0.956	15:28:50.451
6	1:05.319	+1.687	15:29:55.770
7	1:04.440	+0.808	15:31:00.210
8	1:04.412	+0.780	15:32:04.622
9	1:03.821	+0.189	15:33:08.443
10	1:04.008	+0.376	15:34:12.451
11	1:03.632		15:35:16.083
12	1:04.058	+0.426	15:36:20.141
13	1:04.389	+0.757	15:37:24.530
14	1:03.839	+0.207	15:38:28.369
15	1:03.832	+0.200	15:39:32.201
16	1:04.063	+0.431	15:40:36.264
17	1:03.746	+0.114	15:41:40.010
18	1:04.152	+0.520	15:42:44.162

Lap	Lap Tm	Diff	Time of Day
(95) Luke Hedger			
1	1:09.763	+6.147	15:24:30.583
2	1:04.407	+0.791	15:25:34.990
3	1:04.026	+0.410	15:26:39.016
4	1:06.223	+2.607	15:27:45.239
5	1:04.907	+1.291	15:28:50.146
6	1:04.977	+1.361	15:29:55.123
7	1:04.531	+0.915	15:30:59.654
8	1:04.430	+0.814	15:32:04.084
9	1:04.234	+0.618	15:33:08.318
10	1:03.988	+0.372	15:34:12.306
11	1:04.291	+0.675	15:35:16.597
12	1:03.775	+0.159	15:36:20.372
13	1:04.514	+0.898	15:37:24.886
14	1:03.893	+0.277	15:38:28.779
15	1:03.804	+0.188	15:39:32.583
16	1:03.616		15:40:36.199
17	1:04.053	+0.437	15:41:40.252
18	1:03.980	+0.364	15:42:44.232

(13) Sam Burman			
------------------------	--	--	--

Lap	Lap Tm	Diff	Time of Day
1	1:09.964	+6.272	15:24:31.022
2	1:05.204	+1.512	15:25:36.226
3	1:04.454	+0.762	15:26:40.680
4	1:05.026	+1.334	15:27:45.706
5	1:04.935	+1.243	15:28:50.641
6	1:04.613	+0.921	15:29:55.254
7	1:04.537	+0.845	15:30:59.791
8	1:04.670	+0.978	15:32:04.461
9	1:04.291	+0.599	15:33:08.752
10	1:03.926	+0.234	15:34:12.678
11	1:03.810	+0.118	15:35:16.488
12	1:03.957	+0.265	15:36:20.445
13	1:04.347	+0.655	15:37:24.792
14	1:03.692		15:38:28.484
15	1:04.205	+0.513	15:39:32.689
16	1:04.122	+0.430	15:40:36.811
17	1:04.445	+0.753	15:41:41.256
18	1:05.537	+1.845	15:42:46.793

Lap	Lap Tm	Diff	Time of Day
(131) Scott James			
1	1:12.496	+8.314	15:24:33.418
2	1:05.287	+1.105	15:25:38.705
3	1:04.588	+0.406	15:26:43.293
4	1:04.204	+0.022	15:27:47.497
5	1:05.060	+0.878	15:28:52.557
6	1:04.426	+0.244	15:29:56.983
7	1:04.621	+0.439	15:31:01.604
8	1:04.660	+0.478	15:32:06.264
9	1:04.324	+0.142	15:33:10.588
10	1:04.182		15:34:14.770
11	1:04.750	+0.568	15:35:19.520
12	1:04.713	+0.531	15:36:24.233
13	1:04.634	+0.452	15:37:28.867
14	1:04.597	+0.415	15:38:33.464
15	1:04.591	+0.409	15:39:38.055
16	1:04.293	+0.111	15:40:42.348
17	1:04.825	+0.643	15:41:47.173
18	1:05.421	+1.239	15:42:52.594

Lap	Lap Tm	Diff	Time of Day
(9) Neil Glasgow			
1	1:10.474	+5.996	15:24:31.540
2	1:05.507	+1.029	15:25:37.047
3	1:04.905	+0.427	15:26:41.952
4	1:04.527	+0.049	15:27:46.479
5	1:06.313	+1.835	15:28:52.792
6	1:04.478		15:29:57.270
7	1:05.445	+0.967	15:31:02.715
8	1:04.820	+0.342	15:32:07.535
9	1:05.703	+1.225	15:33:13.238
10	1:05.279	+0.801	15:34:18.517
11	1:05.577	+1.099	15:35:24.094
12	1:05.190	+0.712	15:36:29.284
13	1:05.620	+1.142	15:37:34.904
14	1:05.882	+1.404	15:38:40.786
15	1:05.238	+0.760	15:39:46.024
16	1:05.340	+0.862	15:40:51.364
17	1:05.576	+1.098	15:41:56.940
18	1:05.543	+1.065	15:43:02.483

(15) Darren Jones			
1	1:08.460	+3.680	15:24:29.224

Chief Timekeeper:

Clerk of Course:

Weather & Track: Bright / Dry

Results: www.sportstimingservices.com

Printed: 10/04/2010 15:47:09





Thundersport GB - Rounds 3 and 4

Nitro Thundersport GP3

Pembrey 1.456 Miles

Race 7 (Superpole)

10/04/2010 15:23

Race started at 15:23:16

Lap	Lap Tm	Diff	Time of Day
2	1:05.011	+0.231	15:25:34.235
3	1:05.537	+0.757	15:26:39.772
4	1:05.874	+1.094	15:27:45.646
5	1:05.987	+1.207	15:28:51.633
6	1:05.285	+0.505	15:29:56.918
7	1:05.168	+0.388	15:31:02.086
8	1:05.151	+0.371	15:32:07.237
9	1:06.182	+1.402	15:33:13.419
10	1:04.780		15:34:18.199
11	1:09.141	+4.361	15:35:27.340
12	1:05.042	+0.262	15:36:32.382
13	1:05.264	+0.484	15:37:37.646
14	1:04.918	+0.138	15:38:42.564
15	1:06.770	+1.990	15:39:49.334
16	1:06.101	+1.321	15:40:55.435
17	1:05.039	+0.259	15:42:00.474
18	1:05.137	+0.357	15:43:05.611

(19) Blake Woulds

1	1:11.133	+5.158	15:24:32.480
2	1:06.516	+0.541	15:25:38.996
3	1:05.975		15:26:44.971
4	1:06.392	+0.417	15:27:51.363
5	1:06.772	+0.797	15:28:58.135
6	1:06.576	+0.601	15:30:04.711
7	1:06.586	+0.611	15:31:11.297
8	1:06.715	+0.740	15:32:18.012
9	1:06.323	+0.348	15:33:24.335
10	1:06.392	+0.417	15:34:30.727
11	1:06.703	+0.728	15:35:37.430
12	1:06.488	+0.513	15:36:43.918
13	1:06.517	+0.542	15:37:50.435
14	1:06.407	+0.432	15:38:56.842
15	1:07.086	+1.111	15:40:03.928
16	1:06.089	+0.114	15:41:10.017
17	1:06.492	+0.517	15:42:16.509
18	1:07.172	+1.197	15:43:23.681

(75) Michael Shuker

1	1:11.507	+4.676	15:24:33.038
2	1:07.201	+0.370	15:25:40.239
3	1:06.831		15:26:47.070
4	1:07.595	+0.764	15:27:54.665
5	1:07.909	+1.078	15:29:02.574
6	1:08.079	+1.248	15:30:10.653
7	1:08.184	+1.353	15:31:18.837
8	1:08.185	+1.354	15:32:27.022
9	1:08.385	+1.554	15:33:35.407
10	1:08.042	+1.211	15:34:43.449
11	1:08.086	+1.255	15:35:51.535
12	1:09.266	+2.435	15:37:00.801
13	1:08.375	+1.544	15:38:09.176
14	1:09.906	+3.075	15:39:19.082
15	1:08.579	+1.748	15:40:27.661
16	1:10.009	+3.178	15:41:37.670
17	1:09.280	+2.449	15:42:46.950

(7) Curtis Wright

1	1:08.429	+5.354	15:24:28.314
2	1:04.136	+1.061	15:25:32.450
3	1:03.603	+0.528	15:26:36.053

Lap	Lap Tm	Diff	Time of Day
4	1:03.092	+0.017	15:27:39.145
5	1:03.075		15:28:42.220
6	1:03.733	+0.658	15:29:45.953

(361) Andrew Smith

1	1:20.617	+8.735	15:24:42.883
2	1:12.218	+0.336	15:25:55.101
3	1:12.876	+0.994	15:27:07.977
4	1:11.882		15:28:19.859
5	1:13.261	+1.379	15:29:33.120

(20) Dylan Wyn Davies

1	1:07.654	+4.015	15:24:28.666
2	1:04.289	+0.650	15:25:32.955
3	1:03.639		15:26:36.594

(414) Matthew Davies

1	1:10.428	+6.326	15:24:27.142
2	1:04.102		15:25:31.244
3	1:20.282	+16.180	15:26:51.527

(37) Scott Dootson

1	1:17.511		15:24:39.370
2	1:27.000	+9.489	15:26:06.371

Lap	Lap Tm	Diff	Time of Day
-----	--------	------	-------------

Chief Timekeeper:

Clerk of Course:

Weather & Track: Bright / Dry

Results: www.sportstimingservices.com

Printed: 10/04/2010 15:47:09





Thundersport GB - Rounds 3 and 4

Nitro Thundersport GP3

Pembrey 1.456 Miles

Race 8 & 16

11/04/2010 14:20

Race



POLE POSITION

	1	2	3	4
1	94	34	17	45
2	414	7	95	131
3	9	15	13	99
4	20	19	75	37
5	361	28		

Chief Timekeeper:
 Clerk of Course:
 Weather & Track: Bright / Dry
 Results: www.sportstimingservices.com
 Printed: 10/04/2010 15:45:47





Thundersport GB - Rounds 3 and 4

Sorted on Laps

Nitro Thundersport GP3

Pembrey 1.456 Miles

Race 8

11/04/2010 14:12

Race started at 14:12:48

Pos	No.	Name	Class	Make	Model	Laps	Total Tm	Diff	Best Tm	Best Spd	In Lap
1	94	Sam Hornsey	GP3	Honda	125	12	12:37.541		1:02.162	84.322	8
2	45	Ewan Gray	GP3	Honda	125	12	12:38.438	0.897	1:02.180	84.297	7
3	17	Tom Carne	GP3 C	Honda	125	12	12:45.497	7.956	1:02.988	83.216	12
4	414	Matthew Davies	GP3 C	Honda	125	12	12:45.746	8.205	1:02.840	83.412	11
5	34	Arnie Shelton	GP3 C	Honda	125	12	12:46.416	8.875	1:03.037	83.151	11
6	95	Luke Hedger	GP3 C	Honda	125	12	12:58.948	21.407	1:03.619	82.390	9
7	99	Dave Hampton	GP3	Honda	125	12	12:59.080	21.539	1:03.737	82.238	8
8	13	Sam Burman	GP3	Honda	125	12	13:00.249	22.708	1:04.043	81.845	2
9	9	Neil Glasgow	GP3	Honda	125	12	13:09.822	32.281	1:04.483	81.287	10
10	15	Darren Jones	GP3	Honda	125	12	13:13.505	35.964	1:04.936	80.719	5
11	75	Michael Shuker	GP3	Honda	125	12	13:18.854	41.313	1:05.418	80.125	8
12	19	Blake Woulds	GP3 C	Honda	125	12	13:26.421	48.880	1:05.878	79.565	10
13	37	Scott Dootson	GP3 C	Honda	125	11	13:10.959	1 Lap	1:10.228	74.637	7

Not classified ()

20	Dylan Wyn Davies	GP3	Honda	125	4	4:31.374	DNF	1:04.924	80.734	2
131	Scott James	GP3 C	Honda	125	2	2:16.394	DNF	1:04.398	81.394	2
28	Bradley Ray	GP3 C	Honda	125		4.189	DNF		-	0

Margin of Victory	Avg. Speed	Best Lap Tm	Best Spd	Best Lap by
0.897	83.031	1:02.162	84.322	94 - Sam Hornsey

Chief Timekeeper:

Clerk of Course:

Weather & Track: Bright / Dry

Results: www.sportstimingservices.com





Thundersport GB - Rounds 3 and 4

Lapchart

Nitro Thundersport GP3

Pembrey 1.456 Miles

Race 8

11/04/2010 14:12

Race started at 14:12:48

Competitors	Laps												
	0	1	2	3	4	5	6	7	8	9	10	11	12
Arnie Shelton (34)	1	34	17	45	45	45	94	94	94	94	94	94	94
Sam Hornsey (94)	2	94	45	17	94	94	45	45	45	45	45	45	45
Tom Carne (17)	3	17	34	94	17	17	17	17	34	17	17	17	17
Ewan Gray (45)	4	45	414	34	34	34	34	34	17	34	414	414	414
Matthew Davies (414)	5	414	94	414	414	414	414	414	414	414	34	34	34
Scott James (131)	6	131	20	13	13	13	13	13	99	99	99	95	95
Darren Jones (15)	7	15	13	20	20	99	99	99	99	13	13	95	99
Luke Hedger (95)	8	95	131	131	99	95	95	95	95	95	13	13	13
Dylan Wyn Davies (20)	9	20	15	95	95	9	9	9	9	9	9	9	9
Neil Glasgow (9)	10	9	95	99	9	15	15	15	15	15	15	15	15
Sam Burman (13)	11	13	99	15	15	20	75	75	75	75	75	75	75
Dave Hampton (99)	12	99	9	9	75	75	19	19	19	19	19	19	19
Blake Woulds (19)	13	19	19	75	19	19	37	37	37	37	37	37	37
Michael Shuker (75)	14	75	75	19	37	37							
Bradley Ray (28)	15	28	37	37									
Scott Dootson (37)	16	37											

Chief Timekeeper:

Clerk of Course:

Weather & Track: Bright / Dry

Results: www.sportstimingservices.com

Printed: 11/04/2010 14:28:06





Thundersport GB - Rounds 3 and 4

Nitro Thundersport GP3

Pembrey 1.456 Miles

Race 8

11/04/2010 14:12

Race started at 14:12:48

Lap	Lap Tm	Diff	Time of Day
(94) Sam Hornsey			
1	1:10.371	+8.209	14:13:59.078
2	1:03.092	+0.930	14:15:02.170
3	1:02.475	+0.313	14:16:04.645
4	1:02.656	+0.494	14:17:07.301
5	1:02.485	+0.323	14:18:09.786
6	1:02.466	+0.304	14:19:12.252
7	1:02.281	+0.119	14:20:14.533
8	1:02.162		14:21:16.695
9	1:02.565	+0.403	14:22:19.260
10	1:02.209	+0.047	14:23:21.469
11	1:02.325	+0.163	14:24:23.794
12	1:02.442	+0.280	14:25:26.236

(45) Ewan Gray			
1	1:07.613	+5.433	14:13:58.556
2	1:03.158	+0.978	14:15:01.714
3	1:02.690	+0.510	14:16:04.404
4	1:02.815	+0.635	14:17:07.219
5	1:02.683	+0.503	14:18:09.902
6	1:02.564	+0.384	14:19:12.466
7	1:02.180		14:20:14.646
8	1:02.221	+0.041	14:21:16.867
9	1:02.554	+0.374	14:22:19.421
10	1:02.469	+0.289	14:23:21.890
11	1:02.579	+0.399	14:24:24.469
12	1:02.664	+0.484	14:25:27.133

(17) Tom Carne			
1	1:09.364	+6.376	14:13:58.156
2	1:03.882	+0.894	14:15:02.038
3	1:03.314	+0.326	14:16:05.352
4	1:03.422	+0.434	14:17:08.774
5	1:03.202	+0.214	14:18:11.976
6	1:03.112	+0.124	14:19:15.088
7	1:03.219	+0.231	14:20:18.307
8	1:03.204	+0.216	14:21:21.511
9	1:03.686	+0.698	14:22:25.197
10	1:03.015	+0.027	14:23:28.212
11	1:02.992	+0.004	14:24:31.204
12	1:02.988		14:25:34.192

(414) Matthew Davies			
1	1:08.017	+5.177	14:13:59.036
2	1:03.833	+0.993	14:15:02.869
3	1:03.307	+0.467	14:16:06.176
4	1:03.078	+0.238	14:17:09.254
5	1:03.218	+0.378	14:18:12.472
6	1:03.014	+0.174	14:19:15.486
7	1:03.031	+0.191	14:20:18.517
8	1:03.136	+0.296	14:21:21.653
9	1:03.741	+0.901	14:22:25.394
10	1:03.300	+0.460	14:23:28.694
11	1:02.840		14:24:31.534
12	1:02.907	+0.067	14:25:34.441

(34) Arnie Shelton			
1	1:10.097	+7.060	14:13:58.792
2	1:03.660	+0.623	14:15:02.452
3	1:03.211	+0.174	14:16:05.663

4	1:03.333	+0.296	14:17:08.996
5	1:03.058	+0.021	14:18:12.054
6	1:03.236	+0.199	14:19:15.290
7	1:03.083	+0.046	14:20:18.373
8	1:03.124	+0.087	14:21:21.497
9	1:03.851	+0.814	14:22:25.348
10	1:03.475	+0.438	14:23:28.823
11	1:03.037		14:24:31.860
12	1:03.251	+0.214	14:25:35.111

(95) Luke Hedger			
1	1:09.606	+5.987	14:14:01.553
2	1:04.884	+1.265	14:15:06.437
3	1:05.007	+1.388	14:16:11.444
4	1:04.414	+0.795	14:17:15.858
5	1:04.300	+0.681	14:18:20.158
6	1:04.128	+0.509	14:19:24.286
7	1:04.386	+0.767	14:20:28.672
8	1:03.666	+0.047	14:21:32.338
9	1:03.619		14:22:35.957
10	1:03.903	+0.284	14:23:39.860
11	1:03.970	+0.351	14:24:43.830
12	1:03.813	+0.194	14:25:47.643

(99) Dave Hampton			
1	1:09.386	+5.649	14:14:01.749
2	1:04.942	+1.205	14:15:06.691
3	1:04.623	+0.886	14:16:11.314
4	1:04.264	+0.527	14:17:15.578
5	1:04.355	+0.618	14:18:19.933
6	1:03.809	+0.072	14:19:23.742
7	1:03.924	+0.187	14:20:27.666
8	1:03.737		14:21:31.403
9	1:04.192	+0.455	14:22:35.595
10	1:04.251	+0.514	14:23:39.846
11	1:03.994	+0.257	14:24:43.840
12	1:03.935	+0.198	14:25:47.775

(13) Sam Burman			
1	1:07.934	+3.891	14:14:00.189
2	1:04.043		14:15:04.232
3	1:04.133	+0.090	14:16:08.365
4	1:04.438	+0.395	14:17:12.803
5	1:04.987	+0.944	14:18:17.790
6	1:04.540	+0.497	14:19:22.330
7	1:04.645	+0.602	14:20:26.975
8	1:04.710	+0.667	14:21:31.685
9	1:04.195	+0.152	14:22:35.880
10	1:04.544	+0.501	14:23:40.424
11	1:04.458	+0.415	14:24:44.882
12	1:04.062	+0.019	14:25:48.944

(9) Neil Glasgow			
1	1:09.724	+5.241	14:14:01.909
2	1:05.757	+1.274	14:15:07.666
3	1:04.974	+0.491	14:16:12.640
4	1:04.794	+0.311	14:17:17.434
5	1:04.636	+0.153	14:18:22.070
6	1:04.975	+0.492	14:19:27.045
7	1:04.993	+0.510	14:20:32.038
8	1:05.151	+0.668	14:21:37.189

9	1:05.072	+0.589	14:22:42.261
10	1:04.483		14:23:46.744
11	1:05.481	+0.998	14:24:52.225
12	1:06.292	+1.809	14:25:58.517

(15) Darren Jones			
1	1:09.563	+4.627	14:14:01.483
2	1:06.085	+1.149	14:15:07.568
3	1:05.993	+1.057	14:16:13.561
4	1:05.137	+0.201	14:17:18.698
5	1:04.936		14:18:23.634
6	1:05.383	+0.447	14:19:29.017
7	1:05.342	+0.406	14:20:34.359
8	1:05.550	+0.614	14:21:39.909
9	1:05.575	+0.639	14:22:45.484
10	1:05.668	+0.732	14:23:51.152
11	1:05.322	+0.386	14:24:56.474
12	1:05.726	+0.790	14:26:02.200

(75) Michael Shuker			
1	1:10.721	+5.303	14:14:03.537
2	1:06.184	+0.766	14:15:09.721
3	1:05.999	+0.581	14:16:15.720
4	1:05.790	+0.372	14:17:21.510
5	1:05.792	+0.374	14:18:27.302
6	1:05.924	+0.506	14:19:33.226
7	1:05.935	+0.517	14:20:39.161
8	1:05.418		14:21:44.579
9	1:05.623	+0.205	14:22:50.202
10	1:05.494	+0.076	14:23:55.696
11	1:06.162	+0.744	14:25:01.858
12	1:05.691	+0.273	14:26:07.549

(19) Blake Woulds			
1	1:10.583	+4.705	14:14:03.022
2	1:09.952	+4.074	14:15:12.974
3	1:06.231	+0.353	14:16:19.205
4	1:06.065	+0.187	14:17:25.270
5	1:06.663	+0.785	14:18:31.933
6	1:06.642	+0.764	14:19:38.575
7	1:05.887	+0.009	14:20:44.462
8	1:05.972	+0.094	14:21:50.434
9	1:06.290	+0.412	14:22:56.724
10	1:05.878		14:24:02.602
11	1:06.137	+0.259	14:25:08.739
12	1:06.377	+0.499	14:26:15.116

(37) Scott Dootson			
1	1:15.080	+4.852	14:14:08.179
2	1:12.112	+1.884	14:15:20.291
3	1:13.482	+3.254	14:16:33.773
4	1:10.750	+0.522	14:17:44.523
5	1:10.312	+0.084	14:18:54.835
6	1:10.902	+0.674	14:20:05.737
7	1:10.228		14:21:15.965
8	1:10.851	+0.623	14:22:26.816
9	1:10.360	+0.132	14:23:37.176
10	1:12.060	+1.832	14:24:49.236
11	1:10.418	+0.190	14:25:59.654

(20) Dylan Wyn Davies			
------------------------------	--	--	--

Chief Timekeeper:
Clerk of Course:
Weather & Track: Bright / Dry
Results: www.sportstimingsservices.com
Printed: 11/04/2010 14:27:27





Thundersport GB - Rounds 3 and 4

Nitro Thundersport GP3

Pembrey 1.456 Miles

Race 8

11/04/2010 14:12

Race started at 14:12:48

Lap	Lap Tm	Diff	Time of Day
1	1:07.876	+2.952	14:14:00.056
2	1:04.924		14:15:04.980
3	1:06.125	+1.201	14:16:11.105
4	1:08.964	+4.040	14:17:20.069
<hr/>			
(131) Scott James			
1	1:08.862	+4.464	14:14:00.691
2	1:04.398		14:15:05.089

Lap	Lap Tm	Diff	Time of Day
-----	--------	------	-------------

Lap	Lap Tm	Diff	Time of Day
-----	--------	------	-------------

Chief Timekeeper:

Clerk of Course:

Weather & Track: Bright / Dry

Results: www.sportstimeservices.com

Printed: 11/04/2010 14:27:27





Thundersport GB - Rounds 3 and 4

Sorted on Laps

Nitro Thundersport GP3

Pembrey 1.456 Miles

Race 16

11/04/2010 16:51

Race started at 16:51:10

Pos	No.	Name	Class	Make	Model	Laps	Total Tm	Diff	Best Tm	Best Spd	In Lap
1	94	Sam Hornsey	GP3	Honda	125	12	12:38.189		1:01.981	84.568	9
2	414	Matthew Davies	GP3 C	Honda	125	12	12:44.690	6.501	1:02.562	83.782	5
3	17	Tom Carne	GP3 C	Honda	125	12	12:46.468	8.279	1:02.958	83.256	8
4	34	Arnie Shelton	GP3 C	Honda	125	12	12:52.908	14.719	1:03.468	82.587	9
5	95	Luke Hedger	GP3 C	Honda	125	12	12:56.205	18.016	1:03.594	82.423	8
6	99	Dave Hampton	GP3	Honda	125	12	12:56.609	18.420	1:03.224	82.905	12
7	13	Sam Burman	GP3	Honda	125	12	12:57.306	19.117	1:03.341	82.752	7
8	131	Scott James	GP3 C	Honda	125	12	13:05.855	27.666	1:04.464	81.310	9
9	15	Darren Jones	GP3	Honda	125	12	13:12.016	33.827	1:04.852	80.824	3
10	9	Neil Glasgow	GP3	Honda	125	12	13:15.697	37.508	1:04.436	81.346	3
11	75	Michael Shuker	GP3	Honda	125	12	13:15.755	37.566	1:05.001	80.639	11
12	19	Blake Woulds	GP3 C	Honda	125	12	13:15.763	37.574	1:05.214	80.375	4
13	28	Bradley Ray	GP3 C	Honda	125	11	13:15.836	1 Lap	1:10.715	74.123	3
14	37	Scott Dootson	GP3 C	Honda	125	11	13:28.251	1 Lap	1:10.530	74.317	8
Not classified (0)											
	45	Ewan Gray	GP3	Honda	125	10	10:37.692	DNF	1:02.500	83.866	5
	20	Dylan Wyn Davies	GP3	Honda	125	5	5:31.620	DNF	1:04.456	81.321	3

Margin of Victory	Avg. Speed	Best Lap Tm	Best Spd	Best Lap by
6.501	82.960	1:01.981	84.568	94 - Sam Hornsey

Chief Timekeeper:

Clerk of Course:

Weather & Track: Bright / Dry

Results: www.sportstimingservices.com





Thundersport GB - Rounds 3 and 4

Lapchart

Nitro Thundersport GP3

Pembrey 1.456 Miles

Race 16

11/04/2010 16:51

Race started at 16:51:10

Competitors

Laps

	0	1	2	3	4	5	6	7	8	9	10	11	12
Arnie Shelton (34)	1	34	414	94	45	94	94	94	94	94	94	94	94
Tom Carne (17)	2	17	94	414	414	414	414	414	414	45	45	414	414
Sam Hornsey (94)	3	94	17	45	94	45	45	45	45	45	414	414	17
Ewan Gray (45)	4	45	34	17	17	17	17	17	17	17	17	17	34
Matthew Davies (414)	5	414	45	34	34	34	34	34	34	34	34	95	95
Darren Jones (15)	6	15	15	20	20	99	95	95	95	95	95	13	99
Scott James (131)	7	131	20	15	99	95	99	99	99	99	99	99	13
Neil Glasgow (9)	8	9	99	99	95	20	13	13	13	13	13	131	131
Dylan Wyn Davies (20)	9	20	13	95	15	13	20	15	131	131	131	15	15
Dave Hampton (99)	10	99	95	13	13	15	15	131	15	15	15	9	9
Sam Burman (13)	11	13	9	9	9	9	131	9	9	9	9	19	75
Luke Hedger (95)	12	95	131	131	131	131	9	19	19	19	19	75	19
Blake Woulds (19)	13	19	19	19	19	19	19	75	75	75	75	75	28
Michael Shuker (75)	14	75	75	75	75	75	75	28	28	28	28	28	37
Bradley Ray (28)	15	28	28	28	28	28	28	37	37	37	37	37	
Scott Dootson (37)	16	37	37	37	37	37	37						

Chief Timekeeper:

Clerk of Course:

Weather & Track: Bright / Dry

Results: www.sportstimingservices.com

Printed: 11/04/2010 17:06:42





Thundersport GB - Rounds 3 and 4

Nitro Thundersport GP3

Pembrey 1.456 Miles

Race 16

11/04/2010 16:51

Race started at 16:51:10

Lap	Lap Tm	Diff	Time of Day
(94) Sam Hornsey			
1	1:09.679	+7.698	16:52:20.358
2	1:03.424	+1.443	16:53:23.782
3	1:03.507	+1.526	16:54:27.289
4	1:02.760	+0.779	16:55:30.049
5	1:02.132	+0.151	16:56:32.181
6	1:02.057	+0.076	16:57:34.238
7	1:02.671	+0.690	16:58:36.909
8	1:02.020	+0.039	16:59:38.929
9	1:01.981		17:00:40.910
10	1:02.207	+0.226	17:01:43.117
11	1:02.661	+0.680	17:02:45.778
12	1:03.047	+1.066	17:03:48.825

(414) Matthew Davies			
1	1:07.002	+4.440	16:52:20.300
2	1:03.521	+0.959	16:53:23.821
3	1:03.405	+0.843	16:54:27.226
4	1:02.998	+0.436	16:55:30.224
5	1:02.562		16:56:32.786
6	1:03.081	+0.519	16:57:35.867
7	1:03.075	+0.513	16:58:38.942
8	1:03.169	+0.607	16:59:42.111
9	1:03.493	+0.931	17:00:45.604
10	1:03.120	+0.558	17:01:48.724
11	1:03.521	+0.959	17:02:52.245
12	1:03.081	+0.519	17:03:55.326

(17) Tom Carne			
1	1:10.589	+7.631	16:52:21.225
2	1:03.669	+0.711	16:53:24.894
3	1:03.287	+0.329	16:54:28.181
4	1:03.178	+0.220	16:55:31.359
5	1:03.089	+0.131	16:56:34.448
6	1:03.356	+0.398	16:57:37.804
7	1:03.393	+0.435	16:58:41.197
8	1:02.958		16:59:44.155
9	1:03.418	+0.460	17:00:47.573
10	1:03.060	+0.102	17:01:50.633
11	1:03.131	+0.173	17:02:53.764
12	1:03.340	+0.382	17:03:57.104

(34) Arnie Shelton			
1	1:10.747	+7.279	16:52:21.383
2	1:04.393	+0.925	16:53:25.776
3	1:03.703	+0.235	16:54:29.479
4	1:03.915	+0.447	16:55:33.394
5	1:03.621	+0.153	16:56:37.015
6	1:03.537	+0.069	16:57:40.552
7	1:03.495	+0.027	16:58:44.047
8	1:03.700	+0.232	16:59:47.747
9	1:03.468		17:00:51.215
10	1:03.900	+0.432	17:01:55.115
11	1:03.796	+0.328	17:02:58.911
12	1:04.633	+1.165	17:04:03.544

(95) Luke Hedger			
1	1:08.993	+5.399	16:52:23.618
2	1:03.858	+0.264	16:53:27.476
3	1:04.535	+0.941	16:54:32.011

4	1:03.895	+0.301	16:55:35.906
5	1:03.740	+0.146	16:56:39.646
6	1:04.093	+0.499	16:57:43.739
7	1:03.920	+0.326	16:58:47.659
8	1:03.594		16:59:51.253
9	1:03.932	+0.338	17:00:55.185
10	1:03.968	+0.374	17:01:59.153
11	1:04.076	+0.482	17:03:03.229
12	1:03.612	+0.018	17:04:06.841

(99) Dave Hampton			
1	1:08.078	+4.854	16:52:22.662
2	1:04.749	+1.525	16:53:27.411
3	1:04.217	+0.993	16:54:31.628
4	1:04.215	+0.991	16:55:35.843
5	1:03.966	+0.742	16:56:39.809
6	1:04.129	+0.905	16:57:43.938
7	1:04.180	+0.956	16:58:48.118
8	1:03.606	+0.382	16:59:51.724
9	1:03.740	+0.516	17:00:55.464
10	1:04.046	+0.822	17:01:59.510
11	1:04.511	+1.287	17:03:04.021
12	1:03.224		17:04:07.245

(13) Sam Burman			
1	1:08.806	+5.465	16:52:23.425
2	1:04.619	+1.278	16:53:28.044
3	1:04.358	+1.017	16:54:32.402
4	1:04.268	+0.927	16:55:36.670
5	1:04.726	+1.385	16:56:41.396
6	1:03.585	+0.244	16:57:44.981
7	1:03.341		16:58:48.322
8	1:03.945	+0.604	16:59:52.267
9	1:03.375	+0.034	17:00:55.642
10	1:04.026	+0.685	17:01:59.668
11	1:04.233	+0.892	17:03:03.901
12	1:04.041	+0.700	17:04:07.942

(131) Scott James			
1	1:10.175	+5.711	16:52:24.372
2	1:05.123	+0.659	16:53:29.495
3	1:04.709	+0.245	16:54:34.204
4	1:04.752	+0.288	16:55:38.956
5	1:04.614	+0.150	16:56:43.570
6	1:04.551	+0.087	16:57:48.121
7	1:04.982	+0.518	16:58:53.103
8	1:04.734	+0.270	16:59:57.837
9	1:04.464		17:01:02.301
10	1:04.686	+0.222	17:02:06.987
11	1:04.709	+0.245	17:03:11.696
12	1:04.795	+0.331	17:04:16.491

(15) Darren Jones			
1	1:07.858	+3.006	16:52:21.993
2	1:05.308	+0.456	16:53:27.301
3	1:04.852		16:54:32.153
4	1:05.017	+0.165	16:55:37.170
5	1:05.259	+0.407	16:56:42.429
6	1:05.651	+0.799	16:57:48.080
7	1:05.591	+0.739	16:58:53.671
8	1:05.287	+0.435	16:59:58.958

9	1:05.356	+0.504	17:01:04.314
10	1:05.687	+0.835	17:02:10.001
11	1:05.965	+1.113	17:03:15.966
12	1:06.686	+1.834	17:04:22.652

(9) Neil Glasgow			
1	1:09.523	+5.087	16:52:23.900
2	1:05.149	+0.713	16:53:29.049
3	1:04.436		16:54:33.485
4	1:05.122	+0.686	16:55:38.607
5	1:05.173	+0.737	16:56:43.780
6	1:05.088	+0.652	16:57:48.868
7	1:05.145	+0.709	16:58:54.013
8	1:05.915	+1.479	16:59:59.928
9	1:05.684	+1.248	17:01:05.612
10	1:06.779	+2.343	17:02:12.391
11	1:06.749	+2.313	17:03:19.140
12	1:07.193	+2.757	17:04:26.333

(75) Michael Shuker			
1	1:10.141	+5.140	16:52:25.126
2	1:06.013	+1.012	16:53:31.139
3	1:05.314	+0.313	16:54:36.453
4	1:05.707	+0.706	16:55:42.160
5	1:05.702	+0.701	16:56:47.862
6	1:05.731	+0.730	16:57:53.593
7	1:06.237	+1.236	16:58:59.830
8	1:05.628	+0.627	17:00:05.458
9	1:05.291	+0.290	17:01:10.749
10	1:05.557	+0.556	17:02:16.306
11	1:05.001		17:03:21.307
12	1:05.084	+0.083	17:04:26.391

(19) Blake Woulds			
1	1:09.707	+4.493	16:52:24.507
2	1:05.558	+0.344	16:53:30.065
3	1:05.234	+0.020	16:54:35.299
4	1:05.214		16:55:40.513
5	1:05.805	+0.591	16:56:46.318
6	1:06.144	+0.930	16:57:52.462
7	1:05.383	+0.169	16:58:57.845
8	1:06.076	+0.862	17:00:03.921
9	1:05.734	+0.520	17:01:09.655
10	1:05.380	+0.166	17:02:15.035
11	1:05.592	+0.378	17:03:20.627
12	1:05.772	+0.558	17:04:26.399

(28) Bradley Ray			
1	1:13.806	+3.091	16:52:29.122
2	1:11.393	+0.678	16:53:40.515
3	1:10.715		16:54:51.230
4	1:11.100	+0.385	16:56:02.330
5	1:11.170	+0.455	16:57:13.500
6	1:12.523	+1.808	16:58:26.023
7	1:12.314	+1.599	16:59:38.337
8	1:11.760	+1.045	17:00:50.097
9	1:11.555	+0.840	17:02:01.652
10	1:12.340	+1.625	17:03:13.992
11	1:12.480	+1.765	17:04:26.472

(37) Scott Dootson			
---------------------------	--	--	--

Chief Timekeeper:
Clerk of Course:
Weather & Track: Bright / Dry
Results: www.sportstimingservices.com
Printed: 11/04/2010 17:05:44





Thundersport GB - Rounds 3 and 4

Nitro Thundersport GP3

Pembrey 1.456 Miles

Race 16

11/04/2010 16:51

Race started at 16:51:10

Lap	Lap Tm	Diff	Time of Day
1	1:20.040	+9.510	16:52:40.071
2	1:12.468	+1.938	16:53:52.539
3	1:11.858	+1.328	16:55:04.397
4	1:10.660	+0.130	16:56:15.057
5	1:13.912	+3.382	16:57:28.969
6	1:12.306	+1.776	16:58:41.275
7	1:11.072	+0.542	16:59:52.347
8	1:10.530		17:01:02.877
9	1:13.609	+3.079	17:02:16.486
10	1:10.781	+0.251	17:03:27.267
11	1:11.620	+1.090	17:04:38.887

(45) Ewan Gray

1	1:08.227	+5.727	16:52:21.444
2	1:02.674	+0.174	16:53:24.118
3	1:03.050	+0.550	16:54:27.168
4	1:03.397	+0.897	16:55:30.565
5	1:02.500		16:56:33.065
6	1:02.922	+0.422	16:57:35.987
7	1:02.990	+0.490	16:58:38.977
8	1:03.135	+0.635	16:59:42.112
9	1:03.345	+0.845	17:00:45.457
10	1:02.871	+0.371	17:01:48.328

(20) Dylan Wyn Davies

1	1:07.645	+3.189	16:52:22.113
2	1:04.871	+0.415	16:53:26.984
3	1:04.456		16:54:31.440
4	1:04.808	+0.352	16:55:36.248
5	1:06.008	+1.552	16:56:42.256

Lap	Lap Tm	Diff	Time of Day
-----	--------	------	-------------

Lap	Lap Tm	Diff	Time of Day
-----	--------	------	-------------

Chief Timekeeper:

Clerk of Course:

Weather & Track: Bright / Dry

Results: www.sportstimingsservices.com

Printed: 11/04/2010 17:05:44





Thundersport GB - Rounds 3 and 4

Sorted on Best Lap time

Termignoni Superstock 600

Pembrey 1.456 Miles

Qualifying

10/04/2010 09:00

Practice started at 9:00:13

Pos	No.	Name	Class	Make	Model	Best Tm	In Lap	Diff	2nd Best	2nd Lap
1	143	Seb Bulpin	Superstock 600	Yamaha	600	1:00.747	12		1:00.793	15
2	14	Ben Field	Superstock 600	Honda	600	1:00.901	16	0.154	1:01.494	14
3	2	Ricardo Ballerini	Superstock 600	Honda	600	1:01.142	9	0.395	1:01.278	7
4	94	Chaz Beale	Superstock 600	Yamaha	600	1:01.165	13	0.418	1:01.269	12
5	8	Marc Hughes	Superstock 600	Yamaha	600	1:01.244	8	0.497	1:01.245	13
6	24	Mark Newland	Superstock 600	Yamaha	600	1:01.427	13	0.680	1:01.598	15
7	5	Sam Middlemas	Superstock 600	Triumph	675	1:01.532	11	0.785	1:01.713	9
8	92	Danny Hedger	Superstock 600	Yamaha	600	1:01.638	10	0.891	1:01.961	9
9	47	Nick Anderson	Superstock 600	Yamaha	600	1:01.748	17	1.001	1:01.868	12
10	23	Erol Ahmet	Superstock 600	Yamaha	600	1:01.870	14	1.123	1:02.400	11
11	9	Dean Pearce	Superstock 600	Triumph	675	1:02.466	14	1.719	1:02.473	13
12	131	Greg Scanlan	Superstock 600	Yamaha	600	1:02.818	18	2.071	1:03.004	17
13	31	Greg James	Superstock 600	Kawasaki	600	1:02.913	12	2.166	1:03.052	9
14	168	Ryan Cox	Superstock 600	Honda	600	1:03.396	16	2.649	1:03.600	15
15	36	David Barfoot	Superstock 600	Yamaha	600	1:03.445	13	2.698	1:03.548	12
16	96	Callum O'Shea	Superstock 600	Honda	600	1:03.510	17	2.763	1:03.793	18
17	35	Matthew Shellcock	Superstock 600	Honda	600	1:03.813	8	3.066	1:03.892	7
18	41	Stewart Bradford	Superstock 600	Suzuki	600	1:04.092	15	3.345	1:04.555	11
19	48	Scott Wilson	Superstock 600	Kawasaki	600	1:04.628	12	3.881	1:04.733	11
20	30	James Fox	Superstock 600	Yamaha	600	1:06.186	12	5.439	1:06.349	10
21	69	Jason Cameron	Superstock 600	Yamaha	600	1:06.536	13	5.789	1:06.943	16
22	12	Tony Rainford	Superstock 600	Suzuki	600		0			0

Chief Timekeeper:

Clerk of Course:

Weather & Track: Bright / Dry

Results: www.sportstimeservices.com

Printed: 10/04/2010 09:22:28





Thundersport GB - Rounds 3 and 4

Termignoni Superstock 600

Pembrey 1.456 Miles

Race 4 (Superpole)

Race



POLE POSITION

	1	2	3	4
1	1 143	2 14	3 2	4 94
2	5 8	6 24	7 5	8 92
3	9 47	10 23	11 9	12 131
4	13 31	14 168	15 36	16 96
5	17 35	18 41	19 48	20 30
6	21 69	22 12		

Chief Timekeeper:
 Clerk of Course:
 Weather & Track: Bright / Dry
 Results: www.sportstimeservices.com
 Printed: 10/04/2010 09:50:51





Thundersport GB - Rounds 3 and 4

Sorted on Laps

Termignoni Superstock 600

Pembrey 1.456 Miles

Race 4 (Superpole)

10/04/2010 14:05

Race started at 14:05:55

Pos	No.	Name	Class	Make	Model	Laps	Total Tm	Diff	Best Tm	Best Spd	In Lap
1	8	Marc Hughes	Superstock 600	Yamaha	600	18	18:38.536		1:01.035	85.879	8
2	14	Ben Field	Superstock 600	Honda	600	18	18:44.687	6.151	1:01.599	85.092	8
3	143	Seb Bulpin	Superstock 600	Yamaha	600	18	18:45.793	7.257	1:01.149	85.718	4
4	2	Ricardo Ballerini	Superstock 600	Honda	600	18	18:45.864	7.328	59.912	87.488	3
5	168	Ryan Cox	Superstock 600	Honda	600	18	18:50.926	12.390	1:01.812	84.799	3
6	94	Chaz Beale	Superstock 600	Yamaha	600	18	18:53.529	14.993	1:01.981	84.568	6
7	47	Nick Anderson	Superstock 600	Yamaha	600	18	18:53.709	15.173	1:02.016	84.520	4
8	23	Erol Ahmet	Superstock 600	Yamaha	600	18	19:01.317	22.781	1:02.336	84.086	5
9	9	Dean Pearce	Superstock 600	Triumph	675	18	19:09.207	30.671	1:02.071	84.445	8
10	31	Greg James	Superstock 600	Kawasaki	600	18	19:10.166	31.630	1:02.805	83.458	6
11	131	Greg Scanlan	Superstock 600	Yamaha	600	18	19:10.262	31.726	1:02.168	84.313	18
12	48	Scott Wilson	Superstock 600	Kawasaki	600	18	19:16.832	38.296	1:03.046	83.139	14
13	41	Stewart Bradford	Superstock 600	Suzuki	600	18	19:25.662	47.126	1:03.568	82.457	8
14	36	David Barfoot	Superstock 600	Yamaha	600	18	19:26.090	47.554	1:03.394	82.683	18
15	35	Matthew Shellcock	Superstock 600	Honda	600	18	19:28.682	50.146	1:03.390	82.688	8
16	30	James Fox	Superstock 600	Yamaha	600	17	19:01.860	1 Lap	1:05.396	80.152	10
Not classified (0)											
	69	Jason Cameron	Superstock 600	Yamaha	600	15	18:16.819	DNF	1:05.363	80.192	11
	96	Callum O'Shea	Superstock 600	Honda	600	10	10:52.855	DNF	1:03.658	82.340	10
	24	Mark Newland	Superstock 600	Yamaha	600	8	8:22.729	DNF	1:01.103	85.783	4
	92	Danny Hedger	Superstock 600	Yamaha	600	3	3:15.749	DNF	1:02.294	84.143	3

Announcements

*** No. 143 , 2 - 10 Second Penalty - Yellow Flag Infringement ***

Margin of Victory	Avg. Speed	Best Lap Tm	Best Spd	Best Lap by
6.151	84.350	59.912	87.488	2 - Ricardo Ballerini

Chief Timekeeper:

Clerk of Course:

Weather & Track: Bright / Dry

Results: www.sportstimingservices.com





Thundersport GB - Rounds 3 and 4

Lapchart

Termignoni Superstock 600

Pembrey 1.456 Miles

Race 4 (Superpole)

10/04/2010 14:05

Race started at 14:05:55

Competitors	Laps																		
	0	1	2	3	4	5	6	7	8	9	10	11	12	13	14	15	16	17	18
Ricardo Ballerini (2)	1	2	8	2	2	2	2	2	2	2	2	2	2	2	2	2	2	2	143
Ben Field (14)	2	14	2	8	8	8	143	143	143	143	8	8	8	8	143	143	143	143	2
Seb Bulpin (143)	3	143	143	143	143	143	8	8	8	8	143	143	143	143	8	8	8	8	8
Chaz Beale (94)	4	94	24	24	24	24	24	24	24	14	14	14	14	14	14	14	14	14	14
Marc Hughes (8)	5	8	23	23	47	47	47	47	94	14	94	94	94	94	94	168	168	168	168
Mark Newland (24)	6	24	14	47	23	94	94	94	14	94	47	168	168	168	168	94	47	94	94
Nick Anderson (47)	7	47	47	94	94	14	14	14	47	47	168	47	47	47	47	47	94	47	47
Danny Hedger (92)	8	92	168	14	168	168	168	168	168	23	23	23	23	23	23	23	23	23	23
Erol Ahmet (23)	9	23	94	168	14	23	23	23	23	9	9	9	9	9	9	9	9	9	9
Dean Pearce (9)	10	9	92	92	92	9	9	9	9	9	31	31	31	31	131	131	131	31	31
Greg Scanlan (131)	11	131	9	9	9	131	131	131	131	131	131	131	131	31	31	31	131	131	131
Greg James (31)	12	31	131	131	131	31	31	31	31	31	48	48	48	48	48	48	48	48	48
Ryan Cox (168)	13	168	31	31	31	36	48	48	48	48	41	41	41	41	41	41	41	41	41
David Barfoot (36)	14	36	36	36	36	48	36	36	96	96	96	96	36	36	36	36	36	36	36
Stewart Bradford (41)	15	41	96	96	96	96	96	96	36	41	36	36	35	35	35	35	35	35	35
Callum O'Shea (96)	16	96	35	48	48	41	41	41	41	36	35	35	69	69	30	30	30	30	30
Matthew Shellcock (35)	17	35	48	35	35	35	35	35	35	69	69	30	30	69	69	69			
Scott Wilson (48)	18	48	41	41	41	69	69	69	69	69	30	30							
James Fox (30)	19	30	69	69	69	30	30	30	30	30									
Jason Cameron (69)	20	69	30	30	30														

Chief Timekeeper:

Clerk of Course:

Weather & Track: Bright / Dry

Results: www.sportstimingservices.com

Printed: 11/04/2010 11:14:10





Thundersport GB - Rounds 3 and 4

Termignoni Superstock 600

Pembrey 1.456 Miles

Race 4 (Superpole)

10/04/2010 14:05

Race started at 14:05:55

Lap	Lap Tm	Diff	Time of Day
(8) Marc Hughes			
1	1:04.081	+3.046	14:07:01.377
2	1:02.166	+1.131	14:08:03.543
3	1:01.241	+0.206	14:09:04.784
4	1:01.477	+0.442	14:10:06.261
5	1:01.632	+0.597	14:11:07.893
6	1:02.719	+1.684	14:12:10.612
7	1:01.436	+0.401	14:13:12.048
8	1:01.035		14:14:13.083
9	1:01.822	+0.787	14:15:14.905
10	1:01.278	+0.243	14:16:16.183
11	1:01.609	+0.574	14:17:17.792
12	1:01.288	+0.253	14:18:19.080
13	1:01.606	+0.571	14:19:20.686
14	1:07.035	+6.000	14:20:27.721
15	1:01.472	+0.437	14:21:29.193
16	1:01.734	+0.699	14:22:30.927
17	1:01.323	+0.288	14:23:32.250
18	1:01.430	+0.395	14:24:33.680

(14) Ben Field			
1	1:09.188	+7.589	14:07:04.505
2	1:03.234	+1.635	14:08:07.739
3	1:02.532	+0.933	14:09:10.271
4	1:02.147	+0.548	14:10:12.418
5	1:02.008	+0.409	14:11:14.426
6	1:02.086	+0.487	14:12:16.512
7	1:02.749	+1.150	14:13:19.261
8	1:01.599		14:14:20.860
9	1:01.913	+0.314	14:15:22.773
10	1:01.686	+0.087	14:16:24.459
11	1:01.660	+0.061	14:17:26.119
12	1:02.168	+0.569	14:18:28.287
13	1:01.736	+0.137	14:19:30.023
14	1:01.901	+0.302	14:20:31.924
15	1:01.967	+0.368	14:21:33.891
16	1:02.123	+0.524	14:22:36.014
17	1:01.722	+0.123	14:23:37.736
18	1:02.095	+0.496	14:24:39.831

(143) Seb Bulpin			
1	1:06.723	+5.574	14:07:02.048
2	1:02.043	+0.894	14:08:04.091
3	1:01.265	+0.116	14:09:05.356
4	1:01.149		14:10:06.505
5	1:01.839	+0.690	14:11:08.344
6	1:01.566	+0.417	14:12:09.910
7	1:01.562	+0.413	14:13:11.472
8	1:01.338	+0.189	14:14:12.810
9	1:01.802	+0.653	14:15:14.612
10	1:01.978	+0.829	14:16:16.590
11	1:01.592	+0.443	14:17:18.182
12	1:02.101	+0.952	14:18:20.283
13	1:01.631	+0.482	14:19:21.914
14	1:01.781	+0.632	14:20:23.695
15	1:02.165	+1.016	14:21:25.860
16	1:01.454	+0.305	14:22:27.314
17	1:01.452	+0.303	14:23:28.766
18	1:02.171	+1.022	14:24:30.937

Lap	Lap Tm	Diff	Time of Day
(2) Ricardo Ballerini			
1	1:06.480	+6.568	14:07:01.624
2	1:01.443	+1.531	14:08:03.067
3	59.912		14:09:02.979
4	1:00.600	+0.688	14:10:03.579
5	1:01.261	+1.349	14:11:04.840
6	1:01.256	+1.344	14:12:06.096
7	1:01.142	+1.230	14:13:07.238
8	1:01.651	+1.739	14:14:08.889
9	1:01.450	+1.538	14:15:10.339
10	1:01.536	+1.624	14:16:11.875
11	1:02.101	+2.189	14:17:13.976
12	1:02.236	+2.324	14:18:16.212
13	1:02.266	+2.354	14:19:18.478
14	1:02.301	+2.389	14:20:20.779
15	1:02.901	+2.989	14:21:23.680
16	1:02.560	+2.648	14:22:26.240
17	1:02.172	+2.260	14:23:28.412
18	1:02.596	+2.684	14:24:31.008

(168) Ryan Cox			
1	1:06.210	+4.398	14:07:04.927
2	1:03.380	+1.568	14:08:08.307
3	1:01.812		14:09:10.119
4	1:02.788	+0.976	14:10:12.907
5	1:01.955	+0.143	14:11:14.862
6	1:01.912	+0.100	14:12:16.774
7	1:03.163	+1.351	14:13:19.937
8	1:02.088	+0.276	14:14:22.025
9	1:02.351	+0.539	14:15:24.376
10	1:01.818	+0.006	14:16:26.194
11	1:02.346	+0.534	14:17:28.540
12	1:02.594	+0.782	14:18:31.134
13	1:02.685	+0.873	14:19:33.819
14	1:02.535	+0.723	14:20:36.354
15	1:01.820	+0.008	14:21:38.174
16	1:02.763	+0.951	14:22:40.937
17	1:02.718	+0.906	14:23:43.655
18	1:02.415	+0.603	14:24:46.070

(94) Chaz Beale			
1	1:07.741	+5.760	14:07:05.033
2	1:02.111	+0.130	14:08:07.144
3	1:02.681	+0.700	14:09:09.825
4	1:02.360	+0.379	14:10:12.185
5	1:02.184	+0.203	14:11:14.369
6	1:01.981		14:12:16.350
7	1:02.813	+0.832	14:13:19.163
8	1:02.397	+0.416	14:14:21.560
9	1:02.350	+0.369	14:15:23.910
10	1:02.111	+0.130	14:16:26.021
11	1:02.268	+0.287	14:17:28.289
12	1:02.608	+0.627	14:18:30.897
13	1:02.732	+0.751	14:19:33.629
14	1:02.606	+0.625	14:20:36.235
15	1:02.744	+0.763	14:21:38.979
16	1:03.662	+1.681	14:22:42.641
17	1:03.066	+1.085	14:23:45.707
18	1:02.966	+0.985	14:24:48.673

(47) Nick Anderson			
---------------------------	--	--	--

Lap	Lap Tm	Diff	Time of Day
1	1:06.655	+4.639	14:07:04.626
2	1:02.290	+0.274	14:08:06.916
3	1:02.529	+0.513	14:09:09.445
4	1:02.016		14:10:11.461
5	1:02.184	+0.168	14:11:13.645
6	1:02.561	+0.545	14:12:16.206
7	1:03.571	+1.555	14:13:19.777
8	1:02.140	+0.124	14:14:21.917
9	1:02.353	+0.337	14:15:24.270
10	1:02.564	+0.548	14:16:26.834
11	1:02.203	+0.187	14:17:29.037
12	1:02.780	+0.764	14:18:31.817
13	1:02.224	+0.208	14:19:34.041
14	1:02.742	+0.726	14:20:36.783
15	1:02.421	+0.405	14:21:39.204
16	1:02.833	+0.817	14:22:42.037
17	1:04.020	+2.004	14:23:46.057
18	1:02.796	+0.780	14:24:48.853

(23) Erol Ahmet			
1	1:05.720	+3.384	14:07:03.822
2	1:02.824	+0.488	14:08:06.646
3	1:03.058	+0.722	14:09:09.704
4	1:03.517	+1.181	14:10:13.221
5	1:02.336		14:11:15.557
6	1:03.161	+0.825	14:12:18.718
7	1:02.758	+0.422	14:13:21.476
8	1:02.595	+0.259	14:14:24.071
9	1:03.015	+0.679	14:15:27.086
10	1:02.832	+0.496	14:16:29.918
11	1:03.295	+0.959	14:17:33.213
12	1:03.353	+1.017	14:18:36.566
13	1:03.471	+1.135	14:19:40.037
14	1:03.675	+1.339	14:20:43.712
15	1:03.193	+0.857	14:21:46.905
16	1:03.358	+1.022	14:22:50.263
17	1:02.896	+0.560	14:23:53.159
18	1:03.302	+0.966	14:24:56.461

(9) Dean Pearce			
1	1:07.944	+5.873	14:07:06.138
2	1:03.103	+1.032	14:08:09.241
3	1:03.408	+1.337	14:09:12.649
4	1:03.202	+1.131	14:10:15.851
5	1:02.847	+0.776	14:11:18.698
6	1:02.755	+0.684	14:12:21.453
7	1:02.281	+0.210	14:13:23.734
8	1:02.071		14:14:25.805
9	1:02.720	+0.649	14:15:28.525
10	1:03.214	+1.143	14:16:31.739
11	1:03.213	+1.142	14:17:34.952
12	1:04.580	+2.509	14:18:39.532
13	1:03.737	+1.666	14:19:43.269
14	1:04.532	+2.461	14:20:47.801
15	1:04.545	+2.474	14:21:52.346
16	1:04.044	+1.973	14:22:56.390
17	1:04.291	+2.220	14:24:00.681
18	1:03.670	+1.599	14:25:04.351

(31) Greg James			
1	1:08.689	+5.884	14:07:07.190

Chief Timekeeper:

Clerk of Course:

Weather & Track: Bright / Dry

Results: www.sportstimingservices.com

Printed: 11/04/2010 11:13:43





Thundersport GB - Rounds 3 and 4

Termignoni Superstock 600

Pembrey 1.456 Miles

Race 4 (Superpole)

10/04/2010 14:05

Race started at 14:05:55

Lap	Lap Tm	Diff	Time of Day
2	1:03.360	+0.555	14:08:10.550
3	1:03.049	+0.244	14:09:13.599
4	1:03.138	+0.333	14:10:16.737
5	1:03.246	+0.441	14:11:19.983
6	1:02.805		14:12:22.788
7	1:03.383	+0.578	14:13:26.171
8	1:04.052	+1.247	14:14:30.223
9	1:03.530	+0.725	14:15:33.753
10	1:03.541	+0.736	14:16:37.294
11	1:03.453	+0.648	14:17:40.747
12	1:03.699	+0.894	14:18:44.446
13	1:04.307	+1.502	14:19:48.753
14	1:03.693	+0.888	14:20:52.446
15	1:03.827	+1.022	14:21:56.273
16	1:03.174	+0.369	14:22:59.447
17	1:02.995	+0.190	14:24:02.442
18	1:02.868	+0.063	14:25:05.310

(131) Greg Scanlan

1	1:08.650	+6.482	14:07:07.080
2	1:03.195	+1.027	14:08:10.275
3	1:02.749	+0.581	14:09:13.024
4	1:03.346	+1.178	14:10:16.370
5	1:02.678	+0.510	14:11:19.048
6	1:03.280	+1.112	14:12:22.328
7	1:03.436	+1.268	14:13:25.764
8	1:04.260	+2.092	14:14:30.024
9	1:04.586	+2.418	14:15:34.610
10	1:03.121	+0.953	14:16:37.731
11	1:03.188	+1.020	14:17:40.919
12	1:03.862	+1.694	14:18:44.781
13	1:03.670	+1.502	14:19:48.451
14	1:03.923	+1.755	14:20:52.374
15	1:03.665	+1.497	14:21:56.039
16	1:03.686	+1.518	14:22:59.725
17	1:03.513	+1.345	14:24:03.238
18	1:02.168		14:25:05.406

(48) Scott Wilson

1	1:10.088	+7.042	14:07:09.125
2	1:04.201	+1.155	14:08:13.326
3	1:03.743	+0.697	14:09:17.069
4	1:03.948	+0.902	14:10:21.017
5	1:04.360	+1.314	14:11:25.377
6	1:03.132	+0.086	14:12:28.509
7	1:03.788	+0.742	14:13:32.297
8	1:03.377	+0.331	14:14:35.674
9	1:03.450	+0.404	14:15:39.124
10	1:03.089	+0.043	14:16:42.213
11	1:03.068	+0.022	14:17:45.281
12	1:03.569	+0.523	14:18:48.850
13	1:03.296	+0.250	14:19:52.146
14	1:03.046		14:20:55.192
15	1:03.120	+0.074	14:21:58.312
16	1:04.542	+1.496	14:23:02.854
17	1:03.896	+0.850	14:24:06.750
18	1:05.226	+2.180	14:25:11.976

(41) Stewart Bradford

1	1:10.710	+7.142	14:07:09.572
2	1:05.467	+1.899	14:08:15.039

Lap	Lap Tm	Diff	Time of Day
3	1:04.630	+1.062	14:09:19.669
4	1:04.526	+0.958	14:10:24.195
5	1:03.686	+0.118	14:11:27.881
6	1:03.829	+0.261	14:12:31.710
7	1:04.788	+1.220	14:13:36.498
8	1:03.568		14:14:40.066
9	1:03.771	+0.203	14:15:43.837
10	1:03.834	+0.266	14:16:47.671
11	1:04.206	+0.638	14:17:51.877
12	1:04.407	+0.839	14:18:56.284
13	1:04.180	+0.612	14:20:00.464
14	1:04.162	+0.594	14:21:04.626
15	1:03.964	+0.396	14:22:08.590
16	1:04.045	+0.477	14:23:12.635
17	1:03.928	+0.360	14:24:16.563
18	1:04.243	+0.675	14:25:20.806

(36) David Barfoot

1	1:09.189	+5.795	14:07:07.994
2	1:04.597	+1.203	14:08:12.591
3	1:03.713	+0.319	14:09:16.304
4	1:04.658	+1.264	14:10:20.962
5	1:05.787	+2.393	14:11:26.749
6	1:04.023	+0.629	14:12:30.772
7	1:05.543	+2.149	14:13:36.315
8	1:04.749	+1.355	14:14:41.064
9	1:04.339	+0.945	14:15:45.403
10	1:03.484	+0.090	14:16:48.887
11	1:04.341	+0.947	14:17:53.228
12	1:04.667	+1.273	14:18:57.895
13	1:03.888	+0.494	14:20:01.783
14	1:04.338	+0.944	14:21:06.121
15	1:03.934	+0.540	14:22:10.055
16	1:04.053	+0.659	14:23:14.108
17	1:03.732	+0.338	14:24:17.840
18	1:03.394		14:25:21.234

(35) Matthew Shellcock

1	1:09.963	+6.573	14:07:08.970
2	1:05.119	+1.729	14:08:14.089
3	1:05.449	+2.059	14:09:19.538
4	1:05.546	+2.156	14:10:25.084
5	1:04.338	+0.948	14:11:29.422
6	1:04.709	+1.319	14:12:34.131
7	1:04.393	+1.003	14:13:38.524
8	1:03.390		14:14:41.914
9	1:04.048	+0.658	14:15:45.962
10	1:03.871	+0.481	14:16:49.833
11	1:04.014	+0.624	14:17:53.847
12	1:04.711	+1.321	14:18:58.558
13	1:04.037	+0.647	14:20:02.595
14	1:04.346	+0.956	14:21:06.941
15	1:04.234	+0.844	14:22:11.175
16	1:03.811	+0.421	14:23:14.986
17	1:03.788	+0.398	14:24:18.774
18	1:05.052	+1.662	14:25:23.826

(30) James Fox

1	1:12.449	+7.053	14:07:11.914
2	1:06.978	+1.582	14:08:18.892
3	1:06.054	+0.658	14:09:24.946

Lap	Lap Tm	Diff	Time of Day
4	1:06.960	+1.564	14:10:31.906
5	1:05.970	+0.574	14:11:37.876
6	1:05.710	+0.314	14:12:43.586
7	1:06.641	+1.245	14:13:50.227
8	1:06.689	+1.293	14:14:56.916
9	1:07.014	+1.618	14:16:03.930
10	1:05.396		14:17:09.326
11	1:05.609	+0.213	14:18:14.935
12	1:06.309	+0.913	14:19:21.244
13	1:08.854	+3.458	14:20:30.098
14	1:07.528	+2.132	14:21:37.626
15	1:07.455	+2.059	14:22:45.081
16	1:05.987	+0.591	14:23:51.068
17	1:05.936	+0.540	14:24:57.004

(69) Jason Cameron

1	1:11.130	+5.767	14:07:10.800
2	1:07.621	+2.258	14:08:18.421
3	1:06.003	+0.640	14:09:24.424
4	1:06.724	+1.361	14:10:31.148
5	1:06.535	+1.172	14:11:37.683
6	1:05.710	+0.347	14:12:43.393
7	1:06.657	+1.294	14:13:50.050
8	1:06.730	+1.367	14:14:56.780
9	1:05.858	+0.495	14:16:02.638
10	1:05.845	+0.482	14:17:08.483
11	1:05.363		14:18:13.846
12	1:06.734	+1.371	14:19:20.580
13	2:08.788	+1:03.425	14:21:29.368
14	1:29.982	+24.619	14:22:59.350
15	1:12.613	+7.250	14:24:11.963

(96) Callum O'Shea

1	1:09.362	+5.704	14:07:08.342
2	1:04.536	+0.878	14:08:12.878
3	1:04.075	+0.417	14:09:16.953
4	1:04.961	+1.303	14:10:21.914
5	1:05.085	+1.427	14:11:26.999
6	1:03.953	+0.295	14:12:30.952
7	1:04.697	+1.039	14:13:35.649
8	1:04.332	+0.674	14:14:39.981
9	1:04.360	+0.702	14:15:44.341
10	1:03.658		14:16:47.999

(24) Mark Newland

1	1:05.734	+4.631	14:07:03.200
2	1:01.898	+0.795	14:08:05.098
3	1:01.426	+0.323	14:09:06.524
4	1:01.103		14:10:07.627
5	1:01.312	+0.209	14:11:08.939
6	1:01.774	+0.671	14:12:10.713
7	1:01.346	+0.243	14:13:12.059
8	1:05.814	+4.711	14:14:17.873

(92) Danny Hedger

1	1:07.804	+5.510	14:07:05.832
2	1:02.767	+0.473	14:08:08.599
3	1:02.294		14:09:10.893

Chief Timekeeper:

Clerk of Course:

Weather & Track: Bright / Dry

Results: www.sportstimingservices.com

Printed: 11/04/2010 11:13:43





Thundersport GB - Rounds 3 and 4

Termignoni Superstock 600

Pembrey 1.456 Miles

Race 1 & 9

11/04/2010 10:45

Race



POLE POSITION

	1	2	3	4
1	8	14	143	2
2	94	24	5	92
3	47	23	9	131
4	31	168	36	96
5	35	41	48	30
6	69	12		

Chief Timekeeper:

Clerk of Course:

Weather & Track: Bright / Dry

Results: www.sportstimeservices.com

Printed: 10/04/2010 14:30:07





Thundersport GB - Rounds 3 and 4

Sorted on Laps

Termignoni Superstock 600

Pembrey 1.456 Miles

Race 1

11/04/2010 10:49

Race started at 10:50:01

Pos	No.	Name	Class	Make	Model	Laps	Total Tm	Diff	Best Tm	Best Spd	In Lap
1	8	Marc Hughes	Superstock 600	Yamaha	600	12	12:14.610		1:00.252	86.995	4
2	143	Seb Bulpin	Superstock 600	Yamaha	600	12	12:24.614	10.004	1:01.213	85.629	6
3	23	Erol Ahmet	Superstock 600	Yamaha	600	12	12:24.966	10.356	1:00.921	86.039	6
4	14	Ben Field	Superstock 600	Honda	600	12	12:31.500	16.890	1:01.052	85.855	11
5	47	Nick Anderson	Superstock 600	Yamaha	600	12	12:41.098	26.488	1:01.757	84.875	12
6	131	Greg Scanlan	Superstock 600	Yamaha	600	12	12:42.012	27.402	1:02.074	84.441	12
7	94	Chaz Beale	Superstock 600	Yamaha	600	12	12:42.533	27.923	1:01.770	84.857	11
8	31	Greg James	Superstock 600	Kawasaki	600	12	12:48.796	34.186	1:02.845	83.405	9
9	41	Stewart Bradford	Superstock 600	Suzuki	600	12	12:51.006	36.396	1:02.778	83.494	9
10	48	Scott Wilson	Superstock 600	Kawasaki	600	12	12:51.769	37.159	1:03.089	83.083	7
11	92	Danny Hedger	Superstock 600	Yamaha	600	12	12:51.972	37.362	1:03.347	82.744	12
12	35	Matthew Shellcock	Superstock 600	Honda	600	12	12:52.341	37.731	1:02.932	83.290	6
13	96	Callum O'Shea	Superstock 600	Honda	600	12	12:53.183	38.573	1:02.932	83.290	6
14	36	David Barfoot	Superstock 600	Yamaha	600	12	13:03.939	49.329	1:04.037	81.853	4
15	69	Jason Cameron	Superstock 600	Yamaha	600	12	13:19.407	1:04.797	1:05.134	80.474	5
16	30	James Fox	Superstock 600	Yamaha	600	11	12:20.422	1 Lap	1:05.775	79.690	9
Not classified (0)											
	168	Ryan Cox	Superstock 600	Honda	600	11	11:40.258	DNF	1:01.515	85.208	9
	9	Dean Pearce	Superstock 600	Triumph	675	2	2:13.993	DNF	1:03.478	82.573	2
	2	Ricardo Ballerini	Superstock 600	Honda	600		1.861	DNF		-	0

Margin of Victory	Avg. Speed	Best Lap Tm	Best Spd	Best Lap by
10.004	85.623	1:00.252	86.995	8 - Marc Hughes

Chief Timekeeper:

Clerk of Course:

Weather & Track: Bright / Dry

Results: www.sportstimingservices.com





Thundersport GB - Rounds 3 and 4

Lapchart

Termignoni Superstock 600

Pembrey 1.456 Miles

Race 1

11/04/2010 10:49

Race started at 10:50:01

Competitors	Laps												
	0	1	2	3	4	5	6	7	8	9	10	11	12
Marc Hughes (8)	1	8	8	8	8	8	8	8	8	8	8	8	8
Ben Field (14)	2	14	143	143	23	23	23	23	143	143	143	143	143
Seb Bulpin (143)	3	143	23	23	143	143	143	143	23	23	23	23	23
Ricardo Ballerini (2)	4	2	14	14	14	14	14	14	14	14	14	14	14
Chaz Beale (94)	5	94	131	131	131	131	131	131	131	131	47	47	47
Dean Pearce (9)	6	9	9	9	47	47	94	47	47	47	94	131	131
Nick Anderson (47)	7	47	47	92	94	94	47	94	94	94	131	94	94
Danny Hedger (92)	8	92	168	94	92	92	92	168	168	168	168	168	31
Erol Ahmet (23)	9	23	92	47	168	168	168	92	92	31	31	31	41
Greg Scanlan (131)	10	131	94	168	48	31	31	31	31	92	92	92	41
Greg James (31)	11	31	31	31	31	48	48	48	48	48	48	48	92
Matthew Shellcock (35)	12	35	48	48	41	41	41	41	41	35	41	41	92
David Barfoot (36)	13	36	35	41	35	35	35	35	35	41	35	35	96
Ryan Cox (168)	14	168	41	35	96	96	96	96	96	96	96	96	36
Stewart Bradford (41)	15	41	96	96	36	36	36	36	36	36	36	36	69
Callum O'Shea (96)	16	96	36	36	69	69	69	69	69	69	69	69	69
Scott Wilson (48)	17	48	69	69	30	30	30	30	30	30	30	30	30
Jason Cameron (69)	18	69	30	30									
James Fox (30)	19	30											

Chief Timekeeper:

Clerk of Course:

Weather & Track: Bright / Dry

Results: www.sportstimingservices.com

Printed: 11/04/2010 11:10:49





Thundersport GB - Rounds 3 and 4

Termignoni Superstock 600

Pembrey 1.456 Miles

Race 1

11/04/2010 10:49

Race started at 10:50:01

Lap	Lap Tm	Diff	Time of Day
(8) Marc Hughes			
1	1:05.720	+5.468	10:51:07.319
2	1:01.315	+1.063	10:52:08.634
3	1:01.252	+1.000	10:53:09.886
4	1:00.252		10:54:10.138
5	1:00.301	+0.049	10:55:10.439
6	1:00.810	+0.558	10:56:11.249
7	1:00.474	+0.222	10:57:11.723
8	1:00.692	+0.440	10:58:12.415
9	1:00.630	+0.378	10:59:13.045
10	1:00.978	+0.726	11:00:14.023
11	1:00.821	+0.569	11:01:14.844
12	1:01.365	+1.113	11:02:16.209

(143) Seb Bulpin			
1	1:05.898	+4.685	10:51:07.688
2	1:02.130	+0.917	10:52:09.818
3	1:01.943	+0.730	10:53:11.761
4	1:01.638	+0.425	10:54:13.399
5	1:01.295	+0.082	10:55:14.694
6	1:01.213		10:56:15.907
7	1:01.598	+0.385	10:57:17.505
8	1:01.907	+0.694	10:58:19.412
9	1:01.877	+0.664	10:59:21.289
10	1:01.302	+0.089	11:00:22.591
11	1:01.831	+0.618	11:01:24.422
12	1:01.791	+0.578	11:02:26.213

(23) Erol Ahmet			
1	1:04.298	+3.377	10:51:08.604
2	1:01.434	+0.513	10:52:10.038
3	1:01.175	+0.254	10:53:11.213
4	1:01.734	+0.813	10:54:12.947
5	1:01.133	+0.212	10:55:14.080
6	1:00.921		10:56:15.001
7	1:01.202	+0.281	10:57:16.203
8	1:04.257	+3.336	10:58:20.460
9	1:01.206	+0.285	10:59:21.666
10	1:01.359	+0.438	11:00:23.025
11	1:01.565	+0.644	11:01:24.590
12	1:01.975	+1.054	11:02:26.565

(14) Ben Field			
1	1:09.413	+8.361	10:51:11.160
2	1:03.643	+2.591	10:52:14.803
3	1:02.646	+1.594	10:53:17.449
4	1:02.282	+1.230	10:54:19.731
5	1:02.216	+1.164	10:55:21.947
6	1:01.922	+0.870	10:56:23.869
7	1:01.822	+0.770	10:57:25.691
8	1:01.552	+0.500	10:58:27.243
9	1:01.546	+0.494	10:59:28.789
10	1:01.806	+0.754	11:00:30.595
11	1:01.052		11:01:31.647
12	1:01.452	+0.400	11:02:33.099

(47) Nick Anderson			
1	1:08.322	+6.565	10:51:12.438
2	1:04.349	+2.592	10:52:16.787
3	1:02.832	+1.075	10:53:19.619

4	1:02.685	+0.928	10:54:22.304
5	1:03.286	+1.529	10:55:25.590
6	1:02.265	+0.508	10:56:27.855
7	1:02.999	+1.242	10:57:30.854
8	1:03.235	+1.478	10:58:34.089
9	1:02.523	+0.766	10:59:36.612
10	1:02.367	+0.610	11:00:38.979
11	1:01.961	+0.204	11:01:40.940
12	1:01.757		11:02:42.697

(131) Greg Scanlan			
1	1:07.279	+5.205	10:51:11.882
2	1:03.444	+1.370	10:52:15.326
3	1:02.800	+0.726	10:53:18.126
4	1:02.493	+0.419	10:54:20.619
5	1:03.126	+1.052	10:55:23.745
6	1:03.109	+1.035	10:56:26.854
7	1:03.939	+1.865	10:57:30.793
8	1:03.144	+1.070	10:58:33.937
9	1:03.176	+1.102	10:59:37.113
10	1:02.292	+0.218	11:00:39.405
11	1:02.132	+0.058	11:01:41.537
12	1:02.074		11:02:43.611

(94) Chaz Beale			
1	1:08.901	+7.131	10:51:12.819
2	1:03.882	+2.112	10:52:16.701
3	1:03.021	+1.251	10:53:19.722
4	1:02.662	+0.892	10:54:22.384
5	1:03.075	+1.305	10:55:25.459
6	1:02.592	+0.822	10:56:28.051
7	1:02.927	+1.157	10:57:30.978
8	1:03.230	+1.460	10:58:34.208
9	1:02.443	+0.673	10:59:36.651
10	1:03.214	+1.444	11:00:39.865
11	1:01.770		11:01:41.635
12	1:02.497	+0.727	11:02:44.132

(31) Greg James			
1	1:08.487	+5.642	10:51:13.090
2	1:04.556	+1.711	10:52:17.646
3	1:04.683	+1.838	10:53:22.329
4	1:03.336	+0.491	10:54:25.665
5	1:03.445	+0.600	10:55:29.110
6	1:03.462	+0.617	10:56:32.572
7	1:03.054	+0.209	10:57:35.626
8	1:02.991	+0.146	10:58:38.617
9	1:02.845		10:59:41.462
10	1:03.100	+0.255	11:00:44.562
11	1:02.960	+0.115	11:01:47.522
12	1:02.873	+0.028	11:02:50.395

(41) Stewart Bradford			
1	1:09.099	+6.321	10:51:14.218
2	1:04.468	+1.690	10:52:18.686
3	1:03.863	+1.085	10:53:22.549
4	1:03.743	+0.965	10:54:26.292
5	1:03.358	+0.580	10:55:29.650
6	1:03.510	+0.732	10:56:33.160
7	1:03.502	+0.724	10:57:36.662
8	1:03.771	+0.993	10:58:40.433

9	1:02.778		10:59:43.211
10	1:03.308	+0.530	11:00:46.519
11	1:03.086	+0.308	11:01:49.605
12	1:03.000	+0.222	11:02:52.605

(48) Scott Wilson			
1	1:08.146	+5.057	10:51:13.480
2	1:04.471	+1.382	10:52:17.951
3	1:04.067	+0.978	10:53:22.018
4	1:03.958	+0.869	10:54:25.976
5	1:03.327	+0.238	10:55:29.303
6	1:03.621	+0.532	10:56:32.924
7	1:03.089		10:57:36.013
8	1:03.477	+0.388	10:58:39.490
9	1:03.234	+0.145	10:59:42.724
10	1:03.710	+0.621	11:00:46.434
11	1:03.376	+0.287	11:01:49.810
12	1:03.558	+0.469	11:02:53.368

(92) Danny Hedger			
1	1:08.466	+5.119	10:51:12.675
2	1:03.904	+0.557	10:52:16.579
3	1:04.616	+1.269	10:53:21.195
4	1:03.367	+0.020	10:54:24.562
5	1:04.120	+0.773	10:55:28.682
6	1:03.472	+0.125	10:56:32.154
7	1:03.361	+0.014	10:57:35.515
8	1:03.779	+0.432	10:58:39.294
9	1:03.352	+0.005	10:59:42.646
10	1:03.664	+0.317	11:00:46.310
11	1:03.914	+0.567	11:01:50.224
12	1:03.347		11:02:53.571

(35) Matthew Shellcock			
1	1:09.173	+6.241	10:51:14.128
2	1:05.081	+2.149	10:52:19.209
3	1:03.925	+0.993	10:53:23.134
4	1:04.285	+1.353	10:54:27.419
5	1:03.274	+0.342	10:55:30.693
6	1:02.932		10:56:33.625
7	1:03.508	+0.576	10:57:37.133
8	1:03.225	+0.293	10:58:40.358
9	1:03.209	+0.277	10:59:43.567
10	1:03.372	+0.440	11:00:46.939
11	1:03.426	+0.494	11:01:50.365
12	1:03.575	+0.643	11:02:53.940

(96) Callum O'Shea			
1	1:09.141	+6.209	10:51:14.463
2	1:05.084	+2.152	10:52:19.547
3	1:03.953	+1.021	10:53:23.500
4	1:04.212	+1.280	10:54:27.712
5	1:03.621	+0.689	10:55:31.333
6	1:02.932		10:56:34.265
7	1:03.304	+0.372	10:57:37.569
8	1:03.407	+0.475	10:58:40.976
9	1:03.522	+0.590	10:59:44.498
10	1:03.272	+0.340	11:00:47.770
11	1:03.089	+0.157	11:01:50.859
12	1:03.923	+0.991	11:02:54.782

Chief Timekeeper:
Clerk of Course:
Weather & Track: Bright / Dry
Results: www.sportstimingservices.com
Printed: 11/04/2010 11:10:03





Thundersport GB - Rounds 3 and 4

Termignoni Superstock 600

Pembrey 1.456 Miles

Race 1

11/04/2010 10:49

Race started at 10:50:01

Lap	Lap Tm	Diff	Time of Day
(36) David Barfoot			
1	1:10.152	+6.115	10:51:15.194
2	1:04.852	+0.815	10:52:20.046
3	1:06.248	+2.211	10:53:26.294
4	1:04.037		10:54:30.331
5	1:04.073	+0.036	10:55:34.404
6	1:04.318	+0.281	10:56:38.722
7	1:04.513	+0.476	10:57:43.235
8	1:04.043	+0.006	10:58:47.278
9	1:04.124	+0.087	10:59:51.402
10	1:04.484	+0.447	11:00:55.886
11	1:04.450	+0.413	11:02:00.336
12	1:05.202	+1.165	11:03:05.538
(69) Jason Cameron			
1	1:09.653	+4.519	10:51:15.379
2	1:06.007	+0.873	10:52:21.386
3	1:06.440	+1.306	10:53:27.826
4	1:05.236	+0.102	10:54:33.062
5	1:05.134		10:55:38.196
6	1:06.230	+1.096	10:56:44.426
7	1:05.399	+0.265	10:57:49.825
8	1:05.524	+0.390	10:58:55.349
9	1:07.202	+2.068	11:00:02.551
10	1:06.418	+1.284	11:01:08.969
11	1:06.070	+0.936	11:02:15.039
12	1:05.967	+0.833	11:03:21.006
(30) James Fox			
1	1:11.066	+5.291	10:51:16.987
2	1:07.799	+2.024	10:52:24.786
3	1:07.592	+1.817	10:53:32.378
4	1:06.551	+0.776	10:54:38.929
5	1:06.065	+0.290	10:55:44.994
6	1:06.026	+0.251	10:56:51.020
7	1:06.104	+0.329	10:57:57.124
8	1:07.395	+1.620	10:59:04.519
9	1:05.775		11:00:10.294
10	1:05.790	+0.015	11:01:16.084
11	1:05.937	+0.162	11:02:22.021
(168) Ryan Cox			
1	1:07.469	+5.954	10:51:12.574
2	1:04.421	+2.906	10:52:16.995
3	1:04.342	+2.827	10:53:21.337
4	1:03.385	+1.870	10:54:24.722
5	1:04.109	+2.594	10:55:28.831
6	1:03.133	+1.618	10:56:31.964
7	1:02.711	+1.196	10:57:34.675
8	1:02.364	+0.849	10:58:37.039
9	1:01.515		10:59:38.554
10	1:01.758	+0.243	11:00:40.312
11	1:01.545	+0.030	11:01:41.857
(9) Dean Pearce			
1	1:08.039	+4.561	10:51:12.114
2	1:03.478		10:52:15.592

Lap	Lap Tm	Diff	Time of Day
-----	--------	------	-------------

Lap	Lap Tm	Diff	Time of Day
-----	--------	------	-------------

Chief Timekeeper:

Clerk of Course:

Weather & Track: Bright / Dry

Results: www.sportstimingsservices.com

Printed: 11/04/2010 11:10:03





Thundersport GB - Rounds 3 and 4

Sorted on Laps

Termignoni Superstock 600

Pembrey 1.456 Miles

Race 9

11/04/2010 14:32

Race started at 14:32:20

Pos	No.	Name	Class	Make	Model	Laps	Total Tm	Diff	Best Tm	Best Spd	In Lap
1	8	Marc Hughes	Superstock 600	Yamaha	600	12	12:21.623		1:00.788	86.228	10
2	143	Seb Bulpin	Superstock 600	Yamaha	600	12	12:22.635	1.012	1:00.896	86.075	10
3	14	Ben Field	Superstock 600	Honda	600	12	12:30.040	8.417	1:00.854	86.134	7
4	23	Erol Ahmet	Superstock 600	Yamaha	600	12	12:33.207	11.584	1:01.327	85.470	11
5	47	Nick Anderson	Superstock 600	Yamaha	600	12	12:36.976	15.353	1:01.642	85.033	8
6	31	Greg James	Superstock 600	Kawasaki	600	12	12:45.475	23.852	1:02.872	83.369	4
7	131	Greg Scanlan	Superstock 600	Yamaha	600	12	12:45.565	23.942	1:02.346	84.073	5
8	9	Dean Pearce	Superstock 600	Triumph	675	12	12:48.457	26.834	1:02.649	83.666	9
9	35	Matthew Shellcock	Superstock 600	Honda	600	12	12:48.768	27.145	1:02.200	84.270	12
10	168	Ryan Cox	Superstock 600	Honda	600	12	12:49.094	27.471	1:02.381	84.026	12
11	92	Danny Hedger	Superstock 600	Yamaha	600	12	12:50.678	29.055	1:03.036	83.152	11
12	48	Scott Wilson	Superstock 600	Kawasaki	600	12	12:52.135	30.512	1:02.619	83.706	11
13	41	Stewart Bradford	Superstock 600	Suzuki	600	12	12:59.719	38.096	1:03.388	82.691	6
14	96	Callum O'Shea	Superstock 600	Honda	600	12	13:15.895	54.272	1:04.667	81.055	4
15	30	James Fox	Superstock 600	Yamaha	600	11	12:21.533	1 Lap	1:05.846	79.604	8
16	69	Jason Cameron	Superstock 600	Yamaha	600	11	12:22.669	1 Lap	1:05.508	80.015	9

Not classified ()

36	David Barfoot	Superstock 600	Yamaha	600	3	3:22.889	DNF	1:04.341	81.466	3
----	---------------	----------------	--------	-----	---	----------	-----	----------	--------	---

Margin of Victory	Avg. Speed	Best Lap Tm	Best Spd	Best Lap by
1.012	84.813	1:00.788	86.228	8 - Marc Hughes

Chief Timekeeper:

Clerk of Course:

Weather & Track: Bright / Dry

Results: www.sportstimingservices.com





Thundersport GB - Rounds 3 and 4

Lapchart

Termignoni Superstock 600

Pembrey 1.456 Miles

Race 9

11/04/2010 14:32

Race started at 14:32:20

Competitors	Laps												
	0	1	2	3	4	5	6	7	8	9	10	11	12
Seb Bulpin (143)	1	143	8	8	8	8	8	8	8	8	8	8	8
Ben Field (14)	2	14	143	143	143	143	143	143	143	143	143	143	143
Marc Hughes (8)	3	8	23	23	23	23	23	14	14	14	14	14	14
Danny Hedger (92)	4	92	14	14	14	14	14	23	23	23	23	23	23
Nick Anderson (47)	5	47	31	31	47	47	47	47	47	47	47	47	47
Erol Ahmet (23)	6	23	47	9	31	31	131	131	131	131	131	131	31
Dean Pearce (9)	7	9	9	47	131	131	31	31	31	31	31	31	131
Greg Scanlan (131)	8	131	92	131	9	9	92	92	92	9	9	9	9
Greg James (31)	9	31	168	92	92	92	9	9	9	92	92	92	35
Matthew Shellcock (35)	10	35	131	168	168	168	168	168	168	168	168	35	168
David Barfoot (36)	11	36	35	35	35	35	35	35	35	35	35	168	92
Ryan Cox (168)	12	168	41	41	41	41	48	48	48	48	48	48	48
Stewart Bradford (41)	13	41	36	36	36	48	41	41	41	41	41	41	41
Callum O'Shea (96)	14	96	96	48	48	96	96	96	96	96	96	96	96
Jason Cameron (69)	15	69	48	96	96	30	30	30	30	30	30	30	30
Scott Wilson (48)	16	48	30	30	30	69	69	69	69	69	69	69	69
James Fox (30)	17	30	69	69	69								

Chief Timekeeper:

Clerk of Course:

Weather & Track: Bright / Dry

Results: www.sportstimingservices.com

Printed: 11/04/2010 14:49:00





Thundersport GB - Rounds 3 and 4

Termignoni Superstock 600

Pembrey 1.456 Miles

Race 9

11/04/2010 14:32

Race started at 14:32:20

Lap	Lap Tm	Diff	Time of Day
(8) Marc Hughes			
1	1:08.090	+7.302	14:33:28.928
2	1:02.541	+1.753	14:34:31.469
3	1:01.297	+0.509	14:35:32.766
4	1:00.984	+0.196	14:36:33.750
5	1:01.241	+0.453	14:37:34.991
6	1:01.328	+0.540	14:38:36.319
7	1:01.207	+0.419	14:39:37.526
8	1:00.884	+0.096	14:40:38.410
9	1:00.880	+0.092	14:41:39.290
10	1:00.788		14:42:40.078
11	1:00.943	+0.155	14:43:41.021
12	1:01.416	+0.628	14:44:42.437

(143) Seb Bulpin			
1	1:08.275	+7.379	14:33:29.089
2	1:02.621	+1.725	14:34:31.710
3	1:01.348	+0.452	14:35:33.058
4	1:00.937	+0.041	14:36:33.995
5	1:01.452	+0.556	14:37:35.447
6	1:01.408	+0.512	14:38:36.855
7	1:01.215	+0.319	14:39:38.070
8	1:01.006	+0.110	14:40:39.076
9	1:01.177	+0.281	14:41:40.253
10	1:00.896		14:42:41.149
11	1:00.952	+0.056	14:43:42.101
12	1:01.348	+0.452	14:44:43.449

(14) Ben Field			
1	1:11.164	+10.310	14:33:32.001
2	1:03.379	+2.525	14:34:35.380
3	1:02.401	+1.547	14:35:37.781
4	1:02.320	+1.466	14:36:40.101
5	1:02.272	+1.418	14:37:42.373
6	1:02.272	+1.418	14:38:44.645
7	1:00.854		14:39:45.499
8	1:00.979	+0.125	14:40:46.478
9	1:00.940	+0.086	14:41:47.418
10	1:00.956	+0.102	14:42:48.374
11	1:01.312	+0.458	14:43:49.686
12	1:01.168	+0.314	14:44:50.854

(23) Erol Ahmet			
1	1:06.834	+5.507	14:33:31.332
2	1:02.179	+0.852	14:34:33.511
3	1:01.452	+0.125	14:35:34.963
4	1:01.826	+0.499	14:36:36.789
5	1:02.303	+0.976	14:37:39.092
6	1:05.680	+4.353	14:38:44.772
7	1:01.510	+0.183	14:39:46.282
8	1:01.635	+0.308	14:40:47.917
9	1:01.449	+0.122	14:41:49.366
10	1:01.965	+0.638	14:42:51.331
11	1:01.327		14:43:52.658
12	1:01.363	+0.036	14:44:54.021

(47) Nick Anderson			
1	1:08.030	+6.388	14:33:32.422
2	1:03.688	+2.046	14:34:36.110
3	1:02.895	+1.253	14:35:39.005

4	1:02.029	+0.387	14:36:41.034
5	1:01.888	+0.246	14:37:42.922
6	1:02.257	+0.615	14:38:45.179
7	1:01.993	+0.351	14:39:47.172
8	1:01.642		14:40:48.814
9	1:01.961	+0.319	14:41:50.775
10	1:02.072	+0.430	14:42:52.847
11	1:02.165	+0.523	14:43:55.012
12	1:02.778	+1.136	14:44:57.790

(31) Greg James			
1	1:07.358	+4.486	14:33:32.322
2	1:03.545	+0.673	14:34:35.867
3	1:03.286	+0.414	14:35:39.153
4	1:02.872		14:36:42.025
5	1:03.248	+0.376	14:37:45.273
6	1:02.966	+0.094	14:38:48.239
7	1:02.951	+0.079	14:39:51.190
8	1:02.882	+0.010	14:40:54.072
9	1:02.951	+0.079	14:41:57.023
10	1:03.236	+0.364	14:43:00.259
11	1:03.081	+0.209	14:44:03.340
12	1:02.949	+0.077	14:45:06.289

(131) Greg Scanlan			
1	1:08.474	+6.128	14:33:33.378
2	1:03.395	+1.049	14:34:36.773
3	1:02.796	+0.450	14:35:39.569
4	1:02.623	+0.277	14:36:42.192
5	1:02.346		14:37:44.538
6	1:02.675	+0.329	14:38:47.213
7	1:03.207	+0.861	14:39:50.420
8	1:03.268	+0.922	14:40:53.688
9	1:03.133	+0.787	14:41:56.821
10	1:03.185	+0.839	14:43:00.006
11	1:02.998	+0.652	14:44:03.004
12	1:03.375	+1.029	14:45:06.379

(9) Dean Pearce			
1	1:07.661	+5.012	14:33:32.497
2	1:03.490	+0.841	14:34:35.987
3	1:03.978	+1.329	14:35:39.965
4	1:04.008	+1.359	14:36:43.973
5	1:03.796	+1.147	14:37:47.769
6	1:03.159	+0.510	14:38:50.928
7	1:03.313	+0.664	14:39:54.241
8	1:02.895	+0.246	14:40:57.136
9	1:02.649		14:41:59.785
10	1:02.860	+0.211	14:43:02.645
11	1:03.512	+0.863	14:44:06.157
12	1:03.114	+0.465	14:45:09.271

(35) Matthew Shellcock			
1	1:08.556	+6.356	14:33:33.748
2	1:04.440	+2.240	14:34:38.188
3	1:03.636	+1.436	14:35:41.824
4	1:03.518	+1.318	14:36:45.342
5	1:03.383	+1.183	14:37:48.725
6	1:03.021	+0.821	14:38:51.746
7	1:03.148	+0.948	14:39:54.894
8	1:03.602	+1.402	14:40:58.496

9	1:02.925	+0.725	14:42:01.421
10	1:03.175	+0.975	14:43:04.596
11	1:02.786	+0.586	14:44:07.382
12	1:02.200		14:45:09.582

(168) Ryan Cox			
1	1:07.665	+5.284	14:33:33.064
2	1:03.987	+1.606	14:34:37.051
3	1:03.601	+1.220	14:35:40.652
4	1:03.599	+1.218	14:36:44.251
5	1:03.887	+1.506	14:37:48.138
6	1:03.059	+0.678	14:38:51.197
7	1:03.171	+0.790	14:39:54.368
8	1:03.862	+1.481	14:40:58.230
9	1:03.099	+0.718	14:42:01.329
10	1:03.075	+0.694	14:43:04.404
11	1:03.123	+0.742	14:44:07.527
12	1:02.381		14:45:09.908

(92) Danny Hedger			
1	1:08.687	+5.651	14:33:33.061
2	1:03.794	+0.758	14:34:36.855
3	1:03.671	+0.635	14:35:40.526
4	1:03.575	+0.539	14:36:44.101
5	1:03.264	+0.228	14:37:47.365
6	1:03.367	+0.331	14:38:50.732
7	1:03.391	+0.355	14:39:54.123
8	1:03.819	+0.783	14:40:57.942
9	1:03.273	+0.237	14:42:01.215
10	1:03.086	+0.050	14:43:04.301
11	1:03.036		14:44:07.337
12	1:04.155	+1.119	14:45:11.492

(48) Scott Wilson			
1	1:09.344	+6.725	14:33:35.196
2	1:04.270	+1.651	14:34:39.466
3	1:04.865	+2.246	14:35:44.331
4	1:03.417	+0.798	14:36:47.748
5	1:03.752	+1.133	14:37:51.500
6	1:03.005	+0.386	14:38:54.505
7	1:03.191	+0.572	14:39:57.696
8	1:03.234	+0.615	14:41:00.930
9	1:02.811	+0.192	14:42:03.741
10	1:02.913	+0.294	14:43:06.654
11	1:02.619		14:44:09.273
12	1:03.676	+1.057	14:45:12.949

(41) Stewart Bradford			
1	1:08.624	+5.236	14:33:34.074
2	1:04.627	+1.239	14:34:38.701
3	1:04.478	+1.090	14:35:43.179
4	1:04.404	+1.016	14:36:47.583
5	1:04.246	+0.858	14:37:51.829
6	1:03.388		14:38:55.217
7	1:04.042	+0.654	14:39:59.259
8	1:03.621	+0.233	14:41:02.880
9	1:03.767	+0.379	14:42:06.647
10	1:03.915	+0.527	14:43:10.562
11	1:04.581	+1.193	14:44:15.143
12	1:05.390	+2.002	14:45:20.533

Chief Timekeeper:
Clerk of Course:
Weather & Track: Bright / Dry
Results: www.sportstimingservices.com
Printed: 11/04/2010 14:48:33





Thundersport GB - Rounds 3 and 4

Termignoni Superstock 600

Pembrey 1.456 Miles

Race 9

11/04/2010 14:32

Race started at 14:32:20

Lap	Lap Tm	Diff	Time of Day
(96) Callum O'Shea			
1	1:09.292	+4.625	14:33:34.956
2	1:05.320	+0.653	14:34:40.276
3	1:05.183	+0.516	14:35:45.459
4	1:04.667		14:36:50.126
5	1:05.572	+0.905	14:37:55.698
6	1:05.072	+0.405	14:39:00.770
7	1:04.882	+0.215	14:40:05.652
8	1:05.958	+1.291	14:41:11.610
9	1:06.283	+1.616	14:42:17.893
10	1:06.215	+1.548	14:43:24.108
11	1:05.898	+1.231	14:44:30.006
12	1:06.703	+2.036	14:45:36.709
(30) James Fox			
1	1:10.455	+4.609	14:33:36.894
2	1:06.819	+0.973	14:34:43.713
3	1:06.202	+0.356	14:35:49.915
4	1:07.425	+1.579	14:36:57.340
5	1:06.835	+0.989	14:38:04.175
6	1:07.263	+1.417	14:39:11.438
7	1:06.603	+0.757	14:40:18.041
8	1:05.846		14:41:23.887
9	1:05.962	+0.116	14:42:29.849
10	1:06.263	+0.417	14:43:36.112
11	1:06.235	+0.389	14:44:42.347
(69) Jason Cameron			
1	1:15.227	+9.719	14:33:41.009
2	1:07.094	+1.586	14:34:48.103
3	1:06.751	+1.243	14:35:54.854
4	1:07.141	+1.633	14:37:01.995
5	1:06.104	+0.596	14:38:08.099
6	1:06.367	+0.859	14:39:14.466
7	1:06.033	+0.525	14:40:20.499
8	1:05.719	+0.211	14:41:26.218
9	1:05.508		14:42:31.726
10	1:05.651	+0.143	14:43:37.377
11	1:06.106	+0.598	14:44:43.483
(36) David Barfoot			
1	1:09.389	+5.048	14:33:34.661
2	1:04.701	+0.360	14:34:39.362
3	1:04.341		14:35:43.703

Lap Lap Tm Diff Time of Day

Lap Lap Tm Diff Time of Day

Chief Timekeeper:

Clerk of Course:

Weather & Track: Bright / Dry

Results: www.sportstimingsservices.com

Printed: 11/04/2010 14:48:33

