



www.thundersportgb.com

Rounds 5 & 6

1st – 3rd May 2010

Snetterton



THE ORIGINAL
MULTIFUNCTIONAL
HEADWEAR
Since 1992



MICHELIN





Thundersport GB - Rounds 5 and 6

Sorted on Best Lap time

Aprilia Superteen Challenge

Snetterton 1.952 Miles

1st Qualifying

01/05/2010 13:53

Practice started at 13:53:13

Pos	No.	Name	Class	Make	Model	Best Tm	In Lap	Diff	2nd Best	2nd Lap
1	55	Chrissy Rouse	Superteen	Aprilia	125	1:24.597	7		1:24.858	5
2	80	Callum Bey	Superteen	Aprilia	125©	1:25.576	7	0.979	1:25.630	6
3	20	Tom Oliver	Superteen	Aprilia	125	1:25.753	6	1.156	1:26.126	12
4	88	Josh Daley	Superteen	Aprilia	125	1:26.055	6	1.458	1:26.189	12
5	58	Harry Hartley	Superteen	Aprilia	125	1:26.185	7	1.588	1:26.218	10
6	53	Joe Ravenscroft	Superteen	Aprilia	125	1:26.261	12	1.664	1:26.674	9
7	114	Jack Keen	Superteen	Aprilia	125	1:26.306	11	1.709	1:26.473	8
8	7	Callan Cooper	Superteen	Aprilia	125©	1:26.320	6	1.723	1:26.623	5
9	94	Jamie Thackeray	Superteen	Aprilia	125	1:26.810	10	2.213	1:27.182	9
10	14	Luke Buckingham	Superteen	Aprilia	125	1:26.947	6	2.350	1:27.395	7
11	24	Tommy Mountain	Superteen	Aprilia	125	1:27.258	6	2.661	1:27.268	8
12	35	Jake Dixon	Superteen	Aprilia	125©	1:27.390	6	2.793	1:28.114	3
13	18	Marcus Tatchell	Superteen	Aprilia	125	1:27.449	8	2.852	1:27.511	12
14	73	Sam Cherry	Superteen	Aprilia	125	1:27.702	10	3.105	1:27.836	8
15	72	Brad Shaw	Superteen	Aprilia	125©	1:27.954	11	3.357	1:28.347	9
16	77	James Robinson	Superteen	Aprilia	125	1:28.002	11	3.405	1:28.139	6
17	111	Joe Collier	Superteen	Aprilia	125©	1:28.031	11	3.434	1:28.490	6
18	61	Harry Coomber	Superteen	Aprilia	125©	1:28.589	10	3.992	1:28.950	7
19	9	Ben Luxton	Superteen	Aprilia	125	1:28.614	6	4.017	1:28.624	9
20	23	Matthew Hartley	Superteen	Aprilia	125	1:28.646	4	4.049	1:29.100	11
21	43	Sidney Hargreaves	Superteen	Aprilia	125©	1:28.692	6	4.095	1:28.958	10
22	99	Jordan Hole	Superteen	Aprilia	125©	1:28.782	9	4.185	1:28.971	11
23	95	Luke Thackeray	Superteen	Aprilia	125	1:28.804	10	4.207	1:28.919	11
24	51	Luke Helm	Superteen	Aprilia	125	1:28.877	9	4.280	1:29.294	11
25	32	Nick Clift	Superteen	Aprilia	125	1:29.396	10	4.799	1:29.565	11
26	21	Max Symonds	Superteen	Aprilia	125	1:29.546	10	4.949	1:30.051	11
27	3	Michael Clifford	Superteen	Aprilia	125	1:29.579	5	4.982	1:29.830	6
28	46	Josh Corner	Superteen	Aprilia	125	1:29.759	11	5.162	1:30.295	6
29	17	Alastair Dayus	Superteen	Aprilia	125©	1:30.195	6	5.598	1:30.768	7
30	4	Sam Thompson	Superteen	Aprilia	125©	1:30.661	11	6.064	1:31.364	10
31	75	Bradley Jones	Superteen	Aprilia	125©	1:30.698	11	6.101	1:30.787	9
32	15	Ross Twyman	Superteen	Aprilia	125	1:32.421	10	7.824	1:32.424	11
33	27	James Pickford	Superteen	Aprilia	125©	1:32.438	10	7.841	1:32.450	6
34	194	Robyn Lindsay	Superteen	Aprilia	125	1:34.217	10	9.620	1:34.328	9
35	11	Aaron Maxfield	Superteen	Aprilia	125©	1:34.899	7	10.302	1:36.209	5
36	37	Clinton Carver	Superteen	Aprilia	125©	1:36.969	10	12.372	1:37.840	9
37	29	Rhys Hutchinson	Superteen	Aprilia	125©	1:37.609	4	13.012	1:37.871	3
38	71	Oays Hashmi	Superteen	Aprilia	125©	1:43.599	10	19.002	1:44.013	9

Chief Timekeeper:

Clerk of Course:

Weather & Track: Bright / Dry

Results: www.sportstimingsservices.com

Printed: 01/05/2010 14:14:10





Thundersport GB - Rounds 5 and 6

Sorted on Best Lap time

Aprilia Superteen Challenge

Snetterton 1.952 Miles

2nd Qualifying

02/05/2010 08:59

Practice started at 8:59:07

Pos	No.	Name	Class	Make	Model	Best Tm	In Lap	Diff	2nd Best	2nd Lap
1	35	Jake Dixon	Superteen	Aprilia	125©	1:36.125	5		1:36.302	4
2	32	Nick Clift	Superteen	Aprilia	125	1:37.525	3	1.400	1:38.719	2
3	23	Matthew Hartley	Superteen	Aprilia	125	1:38.133	5	2.008	1:39.442	4
4	61	Harry Coomber	Superteen	Aprilia	125©	1:39.123	5	2.998	1:40.978	4
5	15	Ross Twyman	Superteen	Aprilia	125	1:39.729	3	3.604	1:43.645	2
6	24	Tommy Mountain	Superteen	Aprilia	125	1:40.018	3	3.893	1:40.553	2
7	114	Jack Keen	Superteen	Aprilia	125	1:40.254	3	4.129	1:42.939	1
8	99	Jordan Hole	Superteen	Aprilia	125©	1:40.584	4	4.459	1:42.797	3
9	53	Joe Ravenscroft	Superteen	Aprilia	125	1:40.791	2	4.666	1:41.055	1
10	80	Callum Bey	Superteen	Aprilia	125©	1:40.902	2	4.777	4:02.478	1
11	27	James Pickford	Superteen	Aprilia	125©	1:41.152	5	5.027	1:41.451	4
12	77	James Robinson	Superteen	Aprilia	125	1:41.672	4	5.547	1:43.767	3
13	43	Sidney Hargreaves	Superteen	Aprilia	125©	1:41.791	3	5.666	1:42.768	2
14	95	Luke Thackeray	Superteen	Aprilia	125	1:42.988	5	6.863	1:45.470	4
15	21	Max Symonds	Superteen	Aprilia	125	1:43.017	4	6.892	1:43.147	3
16	9	Ben Luxton	Superteen	Aprilia	125	1:43.177	5	7.052	1:44.137	4
17	58	Harry Hartley	Superteen	Aprilia	125	1:43.424	2	7.299	1:43.832	5
18	20	Tom Oliver	Superteen	Aprilia	125	1:44.719	4	8.594	1:45.145	3
19	94	Jamie Thackeray	Superteen	Aprilia	125	1:44.779	4	8.654	1:45.700	2
20	72	Brad Shaw	Superteen	Aprilia	125©	1:45.328	5	9.203	1:46.499	2
21	88	Josh Daley	Superteen	Aprilia	125	1:47.197	2	11.072	1:55.383	1
22	34	Louis Dawson	Superteen	Aprilia	125©	1:47.349	3	11.224	1:47.866	4
23	11	Aaron Maxfield	Superteen	Aprilia	125©	1:47.613	5	11.488	1:48.011	4
24	46	Josh Corner	Superteen	Aprilia	125	1:48.031	2	11.906	1:49.859	4
25	3	Michael Clifford	Superteen	Aprilia	125	1:48.591	5	12.466	1:48.830	4
26	51	Luke Helm	Superteen	Aprilia	125	1:49.862	2	13.737	1:53.298	1
27	73	Sam Cherry	Superteen	Aprilia	125	1:50.269	2	14.144	1:52.541	1
28	75	Bradley Jones	Superteen	Aprilia	125©	1:50.875	4	14.750	1:51.120	2
29	14	Luke Buckingham	Superteen	Aprilia	125	1:51.288	1	15.163		0
30	194	Robyn Lindsay	Superteen	Aprilia	125	1:52.032	3	15.907	1:52.559	4
31	4	Sam Thompson	Superteen	Aprilia	125©	1:53.703	4	17.578	2:02.270	3
32	29	Rhys Hutchinson	Superteen	Aprilia	125©	1:58.059	2	21.934	1:58.401	4
33	19	Charley Oakland	Superteen	Aprilia	125	2:02.191	2	26.066	2:03.043	1
34	37	Clinton Carver	Superteen	Aprilia	125©	2:04.141	1	28.016		0
35	71	Qays Hashmi	Superteen	Aprilia	125©	2:06.745	1	30.620		0
36	18	Marcus Tatchell	Superteen	Aprilia	125	4:32.716	1	2:56.591		0
37	55	Chrissy Rouse	Superteen	Aprilia	125	4:52.601	1	3:16.476		0

Announcements

*** No Transponder - 20, 21, 29, 80 & 88***

Chief Timekeeper:

Clerk of Course:

Weather & Track: Rain / Wet

Results: www.sportstimingsservices.com

Printed: 02/05/2010 09:10:06





Thundersport GB - Rounds 5 and 6

Aprilia Superteen Challenge

Snetterton 1.952 Miles

Qualifying Overall

Pos	No.	Name	Class	Make	Model	Overall BestTm	R1. Best Tm	R2. Best Tm	Diff
1	55	Chrissy Rouse	Superteen	Aprilia	125	1:24.597	1:24.597	4:52.601	
2	80	Callum Bey	Superteen	Aprilia	125©	1:25.576	1:25.576	1:40.902	0.979
3	20	Tom Oliver	Superteen	Aprilia	125	1:25.753	1:25.753	1:44.719	1.156
4	88	Josh Daley	Superteen	Aprilia	125	1:26.055	1:26.055	1:47.197	1.458
5	58	Harry Hartley	Superteen	Aprilia	125	1:26.185	1:26.185	1:43.424	1.588
6	53	Joe Ravenscroft	Superteen	Aprilia	125	1:26.261	1:26.261	1:40.791	1.664
7	114	Jack Keen	Superteen	Aprilia	125	1:26.306	1:26.306	1:40.254	1.709
8	7	Callan Cooper	Superteen	Aprilia	125©	1:26.320	1:26.320		1.723
9	94	Jamie Thackeray	Superteen	Aprilia	125	1:26.810	1:26.810	1:44.779	2.213
10	14	Luke Buckingham	Superteen	Aprilia	125	1:26.947	1:26.947	1:51.288	2.350
11	24	Tommy Mountain	Superteen	Aprilia	125	1:27.258	1:27.258	1:40.018	2.661
12	35	Jake Dixon	Superteen	Aprilia	125©	1:27.390	1:27.390	1:36.125	2.793
13	18	Marcus Tatchell	Superteen	Aprilia	125	1:27.449	1:27.449	4:32.716	2.852
14	73	Sam Cherry	Superteen	Aprilia	125	1:27.702	1:27.702	1:50.269	3.105
15	72	Brad Shaw	Superteen	Aprilia	125©	1:27.954	1:27.954	1:45.328	3.357
16	77	James Robinson	Superteen	Aprilia	125	1:28.002	1:28.002	1:41.672	3.405
17	111	Joe Collier	Superteen	Aprilia	125©	1:28.031	1:28.031		3.434
18	61	Harry Coomber	Superteen	Aprilia	125©	1:28.589	1:28.589	1:39.123	3.992
19	9	Ben Luxton	Superteen	Aprilia	125	1:28.614	1:28.614	1:43.177	4.017
20	23	Matthew Hartley	Superteen	Aprilia	125	1:28.646	1:28.646	1:38.133	4.049
21	43	Sidney Hargreaves	Superteen	Aprilia	125©	1:28.692	1:28.692	1:41.791	4.095
22	99	Jordan Hole	Superteen	Aprilia	125©	1:28.782	1:28.782	1:40.584	4.185
23	95	Luke Thackeray	Superteen	Aprilia	125	1:28.804	1:28.804	1:42.988	4.207
24	51	Luke Helm	Superteen	Aprilia	125	1:28.877	1:28.877	1:49.862	4.280
25	32	Nick Clift	Superteen	Aprilia	125	1:29.396	1:29.396	1:37.525	4.799
26	21	Max Symonds	Superteen	Aprilia	125	1:29.546	1:29.546	1:43.017	4.949
27	3	Michael Clifford	Superteen	Aprilia	125	1:29.579	1:29.579	1:48.591	4.982
28	46	Josh Corner	Superteen	Aprilia	125	1:29.759	1:29.759	1:48.031	5.162
29	17	Alastair Dayus	Superteen	Aprilia	125©	1:30.195	1:30.195		5.598
30	4	Sam Thompson	Superteen	Aprilia	125©	1:30.661	1:30.661	1:53.703	6.064
31	75	Bradley Jones	Superteen	Aprilia	125©	1:30.698	1:30.698	1:50.875	6.101
32	15	Ross Twyman	Superteen	Aprilia	125	1:32.421	1:32.421	1:39.729	7.824
33	27	James Pickford	Superteen	Aprilia	125©	1:32.438	1:32.438	1:41.152	7.841
34	194	Robyn Lindsay	Superteen	Aprilia	125	1:34.217	1:34.217	1:52.032	9.620
35	11	Aaron Maxfield	Superteen	Aprilia	125©	1:34.899	1:34.899	1:47.613	10.302
36	37	Clinton Carver	Superteen	Aprilia	125©	1:36.969	1:36.969	2:04.141	12.372
37	29	Rhys Hutchinson	Superteen	Aprilia	125©	1:37.609	1:37.609	1:58.059	13.012
38	71	Qays Hashmi	Superteen	Aprilia	125©	1:43.599	1:43.599	2:06.745	19.002
39	34	Louis Dawson	Superteen	Aprilia	125©	1:47.349		1:47.349	22.752
40	19	Charley Oakland	Superteen	Aprilia	125	2:02.191		2:02.191	37.594

Chief Timekeeper:

Clerk of Course:

Weather & Track: Cloudy / Damp

Results: www.sportstimingservices.com

Printed: 02/05/2010 09:12:33





Thundersport GB - Rounds 5 and 6

Snetterton 1.952 Miles

Aprilia Superteen Challenge

02/05/2010

Sunday Race 3 & 13, Monday Race 3 & 13



POLE POSITION

NOTE : USE RED NUMBERED GRID POSITIONS

1	1 55	2 80	3 20	4 88
2	5 58	6 53	7 114	8 7
3	9 94	10 14	11 24	12 35
4	13 18	14 73	15 72	16 77
5	17 111	18 61	19 9	20 23
6	21 43	22 99	23 95	24 51
7	25 32	26 21	27 3	28 46
8	29 17	30 4	31 75	32 15
9	33 27	34 194	35 11	36 37
10	37 29	38 71	39 34	40 19

NOTE : USE RED NUMBERED GRID POSITIONS

Chief Timekeeper:

Clerk of Course:

Weather & Track:

Results: www.sportstimeservices.com

Printed: 02/05/2010 09:15:01





Thundersport GB - Rounds 5 and 6

Sorted on Laps

Aprilia Superteen Challenge

Snetterton 1.952 Miles

Race 3

02/05/2010 12:40

Race started at 12:40:57

Pos	No.	Name	Class	Make	Model	Laps	Total Tm	Diff	Best Tm	Best Spd	In Lap
1	114	Jack Keen	Superteen	Aprilia	125	10	15:17.039		1:29.459	78.552	10
2	55	Chrissy Rouse	Superteen	Aprilia	125	10	15:17.157	0.118	1:29.326	78.669	10
3	24	Tommy Mountain	Superteen	Aprilia	125	10	15:22.973	5.934	1:30.262	77.853	6
4	88	Josh Daley	Superteen	Aprilia	125	10	15:25.623	8.584	1:30.321	77.803	4
5	58	Harry Hartley	Superteen	Aprilia	125	10	15:25.810	8.771	1:30.798	77.394	9
6	7	Callan Cooper	Superteen	Aprilia	125©	10	15:34.748	17.709	1:31.378	76.903	9
7	80	Callum Bey	Superteen	Aprilia	125©	10	15:37.670	20.631	1:31.728	76.609	8
8	72	Brad Shaw	Superteen	Aprilia	125©	10	15:45.334	28.295	1:30.632	77.536	10
9	43	Sidney Hargreaves	Superteen	Aprilia	125©	10	15:45.432	28.393	1:30.864	77.338	10
10	20	Tom Oliver	Superteen	Aprilia	125	10	15:45.592	28.553	1:32.723	75.787	7
11	77	James Robinson	Superteen	Aprilia	125	10	15:46.150	29.111	1:30.598	77.565	10
12	14	Luke Buckingham	Superteen	Aprilia	125	10	15:47.962	30.923	1:31.340	76.935	10
13	99	Jordan Hole	Superteen	Aprilia	125©	10	15:50.442	33.403	1:31.814	76.537	10
14	3	Michael Clifford	Superteen	Aprilia	125	10	15:52.861	35.822	1:32.312	76.124	9
15	53	Joe Ravenscroft	Superteen	Aprilia	125	10	15:54.836	37.797	1:32.687	75.816	9
16	18	Marcus Tatchell	Superteen	Aprilia	125	10	15:56.271	39.232	1:33.140	75.448	7
17	9	Ben Luxton	Superteen	Aprilia	125	10	16:02.633	45.594	1:32.221	76.200	10
18	51	Luke Helm	Superteen	Aprilia	125	10	16:02.685	45.646	1:31.642	76.681	10
19	23	Matthew Hartley	Superteen	Aprilia	125	10	16:03.376	46.337	1:31.576	76.736	10
20	21	Max Symonds	Superteen	Aprilia	125	10	16:16.882	59.843	1:36.011	73.192	10
21	73	Sam Cherry	Superteen	Aprilia	125	10	16:17.554	1:00.515	1:34.252	74.558	3
22	61	Harry Coomber	Superteen	Aprilia	125©	10	16:17.649	1:00.610	1:35.155	73.850	4
23	46	Josh Corner	Superteen	Aprilia	125	10	16:25.674	1:08.635	1:35.217	73.802	9
24	95	Luke Thackeray	Superteen	Aprilia	125	10	16:26.201	1:09.162	1:35.864	73.304	10
25	15	Ross Twyman	Superteen	Aprilia	125	10	16:30.510	1:13.471	1:36.362	72.925	9
26	27	James Pickford	Superteen	Aprilia	125©	10	16:42.250	1:25.211	1:35.281	73.752	10
27	34	Louis Dawson	Superteen	Aprilia	125©	10	16:42.518	1:25.479	1:35.423	73.643	10
28	75	Bradley Jones	Superteen	Aprilia	125©	10	16:44.199	1:27.160	1:36.051	73.161	10
29	4	Sam Thompson	Superteen	Aprilia	125©	10	16:50.978	1:33.939	1:38.178	71.576	7
30	17	Alastair Dayus	Superteen	Aprilia	125©	9	15:21.972	1 Lap	1:36.614	72.735	9
31	194	Robyn Lindsay	Superteen	Aprilia	125	9	15:27.338	1 Lap	1:37.453	72.109	9
32	71	Qays Hashmi	Superteen	Aprilia	125©	9	15:50.394	1 Lap	1:38.702	71.196	9
33	37	Clinton Carver	Superteen	Aprilia	125©	9	15:59.504	1 Lap	1:42.640	68.465	8
34	29	Rhys Hutchinson	Superteen	Aprilia	125©	9	16:25.448	1 Lap	1:45.425	66.656	8
35	19	Charley Oakland	Superteen	Aprilia	125	9	16:36.152	1 Lap	1:43.453	67.926	4

Not classified (0)

11	Aaron Maxfield	Superteen	Aprilia	125©	9	15:02.211	DNF	1:37.051	72.407	7
----	----------------	-----------	---------	------	---	-----------	-----	----------	--------	---

Announcements

** NO TRANSPONDER - Nos 20 & 111**

Margin of Victory	Avg. Speed	Best Lap Tm	Best Spd	Best Lap by
0.118	76.629	1:29.326	78.669	55 - Chrissy Rouse

Chief Timekeeper:
 Clerk of Course:
 Weather & Track: Cloudy / Damp
 Results: www.sportstimingservices.com





Thundersport GB - Rounds 5 and 6

Sorted on Laps

Aprilia Superteen Challenge

Snetterton 1.952 Miles

Race 3

02/05/2010 12:40

Race started at 12:40:57

Pos	No.	Name	Class	Make	Model	Laps	Total Tm	Diff	Best Tm	Best Spd	In Lap
	35	Jake Dixon	Superteen	Aprilia	125©	7	10:47.401	DNF	1:30.036	78.049	3
	111	Joe Collier	Superteen	Aprilia	125©	1	1:49.326	DNF		-	0
	32	Nick Clift	Superteen	Aprilia	125	1	1:48.392	DNF	1:41.907	68.957	1

Announcements

** NO TRANSPONDER - Nos 20 & 111**

Margin of Victory	Avg. Speed	Best Lap Tm	Best Spd	Best Lap by
0.118	76.629	1:29.326	78.669	55 - Chrissy Rouse

Chief Timekeeper:

Clerk of Course:

Weather & Track: Cloudy / Damp

Results: www.sportstimingservices.com





Thundersport GB - Rounds 5 and 6

Lapchart

Aprilia Superteen Challenge

Snetterton 1.952 Miles

Race 3

02/05/2010 12:40

Race started at 12:40:57

Competitors	Laps											
	0	1	2	3	4	5	6	7	8	9	10	
Callum Bey (80)	1	80	55	114	55	35	35	35	114	114	114	114
Chrissy Rouse (55)	2	55	114	55	114	114	55	114	55	55	55	55
Josh Daley (88)	3	88	88	35	35	55	114	55	35	24	24	24
Tom Oliver (20)	4	20	58	88	24	88	88	24	24	88	88	88
Jack Keen (114)	5	114	35	58	88	24	24	88	88	58	58	58
Harry Hartley (58)	6	58	80	24	58	58	58	58	58	7	7	7
Joe Ravenscroft (53)	7	53	24	80	7	7	7	7	7	80	80	80
Callan Cooper (7)	8	7	7	7	80	80	80	80	80	20	20	72
Luke Buckingham (14)	9	14	20	20	20	20	20	20	43	43	43	43
Jake Dixon (35)	10	35	72	72	73	18	72	72	43	72	72	20
Tommy Mountain (24)	11	24	53	73	72	72	43	43	72	77	77	77
James Robinson (77)	12	77	14	18	18	73	18	18	77	14	14	14
Sam Cherry (73)	13	73	73	14	43	43	77	77	18	18	3	99
Marcus Tatchell (18)	14	18	77	43	14	14	73	3	14	3	99	3
Brad Shaw (72)	15	72	23	53	53	77	3	14	3	99	18	53
Harry Coomber (61)	16	61	61	77	77	53	14	99	99	53	53	18
Matthew Hartley (23)	17	23	43	23	3	3	99	53	53	9	9	9
Ben Luxton (9)	18	9	18	3	23	99	53	73	73	51	51	51
Sidney Hargreaves (43)	19	43	21	61	61	61	61	23	9	23	23	23
Luke Helm (51)	20	51	3	21	99	23	23	9	23	73	73	21
Nick Clift (32)	21	32	32	99	21	21	21	61	51	61	21	73
Luke Thackeray (95)	22	95	99	51	9	9	9	21	61	21	61	61
Jordan Hole (99)	23	99	51	9	51	51	51	51	21	46	46	46
Michael Clifford (3)	24	3	9	95	95	95	95	95	46	95	95	95
Max Symonds (21)	25	21	95	46	46	46	46	46	95	15	15	15
Josh Corner (46)	26	46	46	15	15	15	15	15	15	11	11	27
Alastair Dayus (17)	27	17	17	34	34	11	11	11	11	27	27	34
Bradley Jones (75)	28	75	15	17	11	34	34	34	34	34	34	75
James Pickford (27)	29	27	4	27	4	27	27	27	27	75	75	4
Ross Twyman (15)	30	15	34	4	27	17	4	4	75	4	4	4
Louis Dawson (34)	31	34	27	11	17	4	75	75	4	17	17	17
Aaron Maxfield (11)	32	11	75	75	75	75	17	17	17	194	194	194
Sam Thompson (4)	33	4	11	29	194	194	194	194	194	71	71	71
Charley Oakland (19)	34	19	29	194	37	19	19	19	71	37	37	37
Robyn Lindsay (194)	35	194	19	37	19	37	37	37	37	29	29	29
Rhys Hutchinson (29)	36	29	194	19	29	29	71	71	29	19	19	19
Clinton Carver (37)	37	37	37	71	71	71	29	29	19			
Qays Hashmi (71)	38	71	71									
Joe Collier (111)	39	111										

Chief Timekeeper:

Clerk of Course:

Weather & Track: Cloudy / Damp

Results: www.sportstimingservices.com

Printed: 02/05/2010 13:00:58





Thundersport GB - Rounds 5 and 6

Aprilia Superteen Challenge

Snetterton 1.952 Miles

Race 3

02/05/2010 12:40

Race started at 12:40:57

Lap	Lap Tm	Diff	Time of Day
(114) Jack Keen			
1	1:36.630	+7.171	12:42:38.346
2	1:31.048	+1.589	12:44:09.394
3	1:31.234	+1.775	12:45:40.628
4	1:31.341	+1.882	12:47:11.969
5	1:30.965	+1.506	12:48:42.934
6	1:30.848	+1.389	12:50:13.782
7	1:31.130	+1.671	12:51:44.912
8	1:30.708	+1.249	12:53:15.620
9	1:29.892	+0.433	12:54:45.512
10	1:29.459		12:56:14.971

(55) Chrissy Rouse			
1	1:40.014	+10.688	12:42:37.972
2	1:31.689	+2.363	12:44:09.661
3	1:30.086	+0.760	12:45:39.747
4	1:32.465	+3.139	12:47:12.212
5	1:30.055	+0.729	12:48:42.267
6	1:31.675	+2.349	12:50:13.942
7	1:30.995	+1.669	12:51:44.937
8	1:30.843	+1.517	12:53:15.780
9	1:29.983	+0.657	12:54:45.763
10	1:29.326		12:56:15.089

(24) Tommy Mountain			
1	1:37.784	+7.522	12:42:41.047
2	1:31.254	+0.992	12:44:12.301
3	1:30.812	+0.550	12:45:43.113
4	1:31.438	+1.176	12:47:14.551
5	1:30.285	+0.023	12:48:44.836
6	1:30.262		12:50:15.098
7	1:31.969	+1.707	12:51:47.067
8	1:31.057	+0.795	12:53:18.124
9	1:31.374	+1.112	12:54:49.498
10	1:31.407	+1.145	12:56:20.905

(88) Josh Daley			
1	1:42.151	+11.830	12:42:40.188
2	1:31.226	+0.905	12:44:11.414
3	1:31.814	+1.493	12:45:43.228
4	1:30.321		12:47:13.549
5	1:30.409	+0.088	12:48:43.958
6	1:32.129	+1.808	12:50:16.087
7	1:32.916	+2.595	12:51:49.003
8	1:31.793	+1.472	12:53:20.796
9	1:30.864	+0.543	12:54:51.660
10	1:31.895	+1.574	12:56:23.555

(58) Harry Hartley			
1	1:38.525	+7.727	12:42:40.246
2	1:31.743	+0.945	12:44:11.989
3	1:31.971	+1.173	12:45:43.960
4	1:31.840	+1.042	12:47:15.800
5	1:31.099	+0.301	12:48:46.899
6	1:31.862	+1.064	12:50:18.761
7	1:30.837	+0.039	12:51:49.598
8	1:31.685	+0.887	12:53:21.283
9	1:30.798		12:54:52.081
10	1:31.661	+0.863	12:56:23.742

(7) Callan Cooper			
1	1:39.392	+8.014	12:42:41.746
2	1:31.791	+0.413	12:44:13.537
3	1:33.150	+1.772	12:45:46.687
4	1:33.403	+2.025	12:47:20.090
5	1:33.587	+2.209	12:48:53.677
6	1:32.062	+0.684	12:50:25.739
7	1:32.023	+0.645	12:51:57.762
8	1:31.929	+0.551	12:53:29.691
9	1:31.378		12:55:01.069
10	1:31.611	+0.233	12:56:32.680

(80) Callum Bey			
1	1:42.460	+10.732	12:42:40.392
2	1:32.681	+0.953	12:44:13.073
3	1:33.751	+2.023	12:45:46.824
4	1:33.639	+1.911	12:47:20.463
5	1:33.688	+1.960	12:48:54.151
6	1:33.416	+1.688	12:50:27.567
7	1:32.777	+1.049	12:52:00.344
8	1:31.728		12:53:32.072
9	1:31.769	+0.041	12:55:03.841
10	1:31.761	+0.033	12:56:35.602

(72) Brad Shaw			
1	1:38.785	+8.153	12:42:42.480
2	1:35.256	+4.624	12:44:17.736
3	1:35.509	+4.877	12:45:53.245
4	1:34.677	+4.045	12:47:27.922
5	1:34.288	+3.656	12:49:02.210
6	1:33.522	+2.890	12:50:35.732
7	1:32.778	+2.146	12:52:08.510
8	1:32.680	+2.048	12:53:41.190
9	1:31.444	+0.812	12:55:12.634
10	1:30.632		12:56:43.266

(43) Sidney Hargreaves			
1	1:40.824	+9.960	12:42:44.986
2	1:34.157	+3.293	12:44:19.143
3	1:34.988	+4.124	12:45:54.131
4	1:34.496	+3.632	12:47:28.627
5	1:34.070	+3.206	12:49:02.697
6	1:33.127	+2.263	12:50:35.824
7	1:31.943	+1.079	12:52:07.767
8	1:32.915	+2.051	12:53:40.682
9	1:31.818	+0.954	12:55:12.500
10	1:30.864		12:56:43.364

(20) Tom Oliver			
1	1:42.065	+9.342	12:42:42.242
2	1:33.500	+0.777	12:44:15.742
3	1:33.235	+0.512	12:45:48.977
4	1:34.367	+1.644	12:47:23.344
5	1:32.827	+0.104	12:48:56.171
6	1:33.667	+0.944	12:50:29.838
7	1:32.723		12:52:02.561
8	1:33.896	+1.173	12:53:36.457
9	1:33.695	+0.972	12:55:10.152
10	1:33.372	+0.649	12:56:43.525

(77) James Robinson

(14) Luke Buckingham			
1	1:40.288	+9.690	12:42:43.694
2	1:36.661	+6.063	12:44:20.355
3	1:34.602	+4.004	12:45:54.957
4	1:33.966	+3.368	12:47:28.923
5	1:34.748	+4.150	12:49:03.671
6	1:33.313	+2.715	12:50:36.984
7	1:32.213	+1.615	12:52:09.197
8	1:32.597	+1.999	12:53:41.794
9	1:31.690	+1.092	12:55:13.484
10	1:30.598		12:56:44.082

(99) Jordan Hole			
1	1:40.568	+9.228	12:42:43.294
2	1:35.692	+4.352	12:44:18.986
3	1:35.603	+4.263	12:45:54.589
4	1:34.056	+2.716	12:47:28.645
5	1:35.889	+4.549	12:49:04.534
6	1:33.671	+2.331	12:50:38.205
7	1:32.314	+0.974	12:52:10.519
8	1:32.621	+1.281	12:53:43.140
9	1:31.414	+0.074	12:55:14.554
10	1:31.340		12:56:45.894

(3) Michael Clifford			
1	1:41.173	+8.861	12:42:45.860
2	1:35.446	+3.134	12:44:21.306
3	1:35.073	+2.761	12:45:56.379
4	1:34.481	+2.169	12:47:30.860
5	1:33.422	+1.110	12:49:04.282
6	1:33.587	+1.275	12:50:37.869
7	1:33.135	+0.823	12:52:11.004
8	1:32.536	+0.224	12:53:43.540
9	1:32.312		12:55:15.852
10	1:34.941	+2.629	12:56:50.793

(53) Joe Ravenscroft			
1	1:41.255	+8.568	12:42:43.074
2	1:36.615	+3.928	12:44:19.689
3	1:35.149	+2.462	12:45:54.838
4	1:34.514	+1.827	12:47:29.352
5	1:35.517	+2.830	12:49:04.869
6	1:35.881	+3.194	12:50:40.750
7	1:32.942	+0.255	12:52:13.692
8	1:33.517	+0.830	12:53:47.209
9	1:32.687		12:55:19.896
10	1:32.872	+0.185	12:56:52.768

(18) Marcus Tatchell			
1	1:41.523	+8.383	12:42:45.206

Chief Timekeeper:
 Clerk of Course:
 Weather & Track: Cloudy / Damp
 Results: www.sportstimingservices.com
 Printed: 02/05/2010 13:01:36





Thundersport GB - Rounds 5 and 6

Aprilia Superteen Challenge

Snetterton 1.952 Miles

Race 3

02/05/2010 12:40

Race started at 12:40:57

Lap	Lap Tm	Diff	Time of Day
2	1:33.645	+0.505	12:44:18.851
3	1:34.967	+1.827	12:45:53.818
4	1:33.979	+0.839	12:47:27.797
5	1:35.132	+1.992	12:49:02.929
6	1:33.189	+0.049	12:50:36.118
7	1:33.140		12:52:09.258
8	1:34.281	+1.141	12:53:43.539
9	1:35.319	+2.179	12:55:18.858
10	1:35.345	+2.205	12:56:54.203

(9) Ben Luxton

1	1:43.922	+11.701	12:42:47.905
2	1:37.834	+5.613	12:44:25.739
3	1:36.181	+3.960	12:46:01.920
4	1:35.480	+3.259	12:47:37.400
5	1:34.399	+2.178	12:49:11.799
6	1:36.131	+3.910	12:50:47.930
7	1:33.180	+0.959	12:52:21.110
8	1:33.944	+1.723	12:53:55.054
9	1:33.290	+1.069	12:55:28.344
10	1:32.221		12:57:00.565

(51) Luke Helm

1	1:43.164	+11.522	12:42:47.524
2	1:37.831	+6.189	12:44:25.355
3	1:37.454	+5.812	12:46:02.809
4	1:35.737	+4.095	12:47:38.546
5	1:35.144	+3.502	12:49:13.690
6	1:35.302	+3.660	12:50:48.992
7	1:33.546	+1.904	12:52:22.538
8	1:33.009	+1.367	12:53:55.547
9	1:33.428	+1.786	12:55:28.975
10	1:31.642		12:57:00.617

(23) Matthew Hartley

1	1:40.625	+9.049	12:42:44.489
2	1:36.404	+4.828	12:44:20.893
3	1:36.252	+4.676	12:45:57.145
4	1:36.634	+5.058	12:47:33.779
5	1:36.620	+5.044	12:49:10.399
6	1:36.766	+5.190	12:50:47.165
7	1:34.730	+3.154	12:52:21.895
8	1:34.145	+2.569	12:53:56.040
9	1:33.692	+2.116	12:55:29.732
10	1:31.576		12:57:01.308

(21) Max Symonds

1	1:40.955	+4.944	12:42:45.730
2	1:36.431	+0.420	12:44:22.161
3	1:36.208	+0.197	12:45:58.369
4	1:36.572	+0.561	12:47:34.941
5	1:36.370	+0.359	12:49:11.311
6	1:37.170	+1.159	12:50:48.481
7	1:36.330	+0.319	12:52:24.811
8	1:37.005	+0.994	12:54:01.816
9	1:36.987	+0.976	12:55:38.803
10	1:36.011		12:57:14.814

(73) Sam Cherry

1	1:40.132	+5.880	12:42:43.616
2	1:34.802	+0.550	12:44:18.418

Lap	Lap Tm	Diff	Time of Day
3	1:34.252		12:45:52.670
4	1:35.268	+1.016	12:47:27.938
5	1:35.794	+1.542	12:49:03.732
6	1:38.216	+3.964	12:50:41.948
7	1:39.071	+4.819	12:52:21.019
8	1:37.511	+3.259	12:53:58.530
9	1:39.159	+4.907	12:55:37.689
10	1:37.797	+3.545	12:57:15.486

(61) Harry Coomber

1	1:40.838	+5.683	12:42:44.681
2	1:36.933	+1.778	12:44:21.614
3	1:35.911	+0.756	12:45:57.525
4	1:35.155		12:47:32.680
5	1:37.150	+1.995	12:49:09.830
6	1:38.104	+2.949	12:50:47.934
7	1:36.859	+1.704	12:52:24.793
8	1:36.747	+1.592	12:54:01.540
9	1:37.430	+2.275	12:55:38.970
10	1:36.611	+1.456	12:57:15.581

(46) Josh Corner

1	1:45.382	+10.165	12:42:50.233
2	1:38.973	+3.756	12:44:29.206
3	1:38.331	+3.114	12:46:07.537
4	1:37.989	+2.772	12:47:45.526
5	1:36.843	+1.626	12:49:22.369
6	1:36.767	+1.550	12:50:59.136
7	1:36.058	+0.841	12:52:35.194
8	1:35.677	+0.460	12:54:10.871
9	1:35.217		12:55:46.088
10	1:37.518	+2.301	12:57:23.606

(95) Luke Thackeray

1	1:44.718	+8.854	12:42:49.306
2	1:38.860	+2.996	12:44:28.166
3	1:38.306	+2.442	12:46:06.472
4	1:37.573	+1.709	12:47:44.045
5	1:37.612	+1.748	12:49:21.657
6	1:37.180	+1.316	12:50:58.837
7	1:37.155	+1.291	12:52:35.992
8	1:35.904	+0.040	12:54:11.896
9	1:36.373	+0.509	12:55:48.269
10	1:35.864		12:57:24.133

(15) Ross Twyman

1	1:45.811	+9.449	12:42:51.329
2	1:39.112	+2.750	12:44:30.441
3	1:38.336	+1.974	12:46:08.777
4	1:37.629	+1.267	12:47:46.406
5	1:37.449	+1.087	12:49:23.855
6	1:37.141	+0.779	12:51:00.996
7	1:36.835	+0.473	12:52:37.831
8	1:36.858	+0.496	12:54:14.689
9	1:36.362		12:55:51.051
10	1:37.391	+1.029	12:57:28.442

(27) James Pickford

1	1:47.837	+12.556	12:42:53.141
2	1:41.115	+5.834	12:44:34.256
3	1:41.612	+6.331	12:46:15.868

Lap	Lap Tm	Diff	Time of Day
4	1:39.963	+4.682	12:47:55.831
5	1:38.831	+3.550	12:49:34.662
6	1:38.100	+2.819	12:51:12.762
7	1:38.489	+3.208	12:52:51.251
8	1:36.807	+1.526	12:54:28.058
9	1:36.843	+1.562	12:56:04.901
10	1:35.281		12:57:40.182

(34) Louis Dawson

1	1:45.948	+10.525	12:42:51.836
2	1:41.303	+5.880	12:44:33.139
3	1:41.612	+6.189	12:46:14.751
4	1:39.764	+4.341	12:47:54.515
5	1:39.220	+3.797	12:49:33.735
6	1:38.965	+3.542	12:51:12.700
7	1:37.717	+2.294	12:52:50.417
8	1:37.839	+2.416	12:54:28.256
9	1:36.771	+1.348	12:56:05.027
10	1:35.423		12:57:40.450

(75) Bradley Jones

1	1:48.311	+12.260	12:42:53.553
2	1:42.154	+6.103	12:44:35.707
3	1:41.164	+5.113	12:46:16.871
4	1:40.675	+4.624	12:47:57.546
5	1:39.621	+3.570	12:49:37.167
6	1:38.535	+2.484	12:51:15.702
7	1:37.064	+1.013	12:52:52.766
8	1:36.406	+0.355	12:54:29.172
9	1:36.908	+0.857	12:56:06.080
10	1:36.051		12:57:42.131

(4) Sam Thompson

1	1:45.526	+7.348	12:42:51.764
2	1:42.703	+4.525	12:44:34.467
3	1:41.358	+3.180	12:46:15.825
4	1:40.582	+2.404	12:47:56.407
5	1:40.057	+1.879	12:49:36.464
6	1:39.181	+1.003	12:51:15.645
7	1:38.178		12:52:53.823
8	1:38.293	+0.115	12:54:32.116
9	1:38.412	+0.234	12:56:10.528
10	1:38.382	+0.204	12:57:48.910

(17) Alastair Dayus

1	1:45.301	+8.687	12:42:50.448
2	1:43.049	+6.435	12:44:33.497
3	1:42.585	+5.971	12:46:16.082
4	1:39.988	+3.374	12:47:56.070
5	1:49.433	+12.819	12:49:45.503
6	1:40.771	+4.157	12:51:26.274
7	1:38.733	+2.119	12:53:05.007
8	1:38.283	+1.669	12:54:43.290
9	1:36.614		12:56:19.904

(194) Robyn Lindsay

1	1:49.747	+12.294	12:42:56.409
2	1:49.051	+11.598	12:44:45.460
3	1:45.413	+7.960	12:46:30.873
4	1:41.490	+4.037	12:48:12.363
5	1:40.158	+2.705	12:49:52.521

Chief Timekeeper:

Clerk of Course:

Weather & Track: Cloudy / Damp

Results: www.sportstimingservices.com

Printed: 02/05/2010 13:01:36





Thundersport GB - Rounds 5 and 6

Aprilia Superteen Challenge

Snetterton 1.952 Miles

Race 3

02/05/2010 12:40

Race started at 12:40:57

Lap	Lap Tm	Diff	Time of Day
6	1:39.108	+1.655	12:51:31.629
7	1:38.374	+0.921	12:53:10.003
8	1:37.814	+0.361	12:54:47.817
9	1:37.453		12:56:25.270

(71) Qays Hashmi

1	1:50.246	+11.544	12:42:59.478
2	1:47.286	+8.584	12:44:46.764
3	1:46.606	+7.904	12:46:33.370
4	1:44.953	+6.251	12:48:18.323
5	1:44.174	+5.472	12:50:02.497
6	1:44.659	+5.957	12:51:47.156
7	1:42.473	+3.771	12:53:29.629
8	1:39.995	+1.293	12:55:09.624
9	1:38.702		12:56:48.326

(37) Clinton Carver

1	1:50.196	+7.556	12:42:57.918
2	1:47.589	+4.949	12:44:45.507
3	1:46.270	+3.630	12:46:31.777
4	1:44.574	+1.934	12:48:16.351
5	1:43.647	+1.007	12:49:59.998
6	1:47.135	+4.495	12:51:47.133
7	1:44.736	+2.096	12:53:31.869
8	1:42.640		12:55:14.509
9	1:42.927	+0.287	12:56:57.436

(29) Rhys Hutchinson

1	1:48.787	+3.362	12:42:55.597
2	1:49.162	+3.737	12:44:44.759
3	1:47.491	+2.066	12:46:32.250
4	1:45.603	+0.178	12:48:17.853
5	1:55.865	+10.440	12:50:13.718
6	1:48.959	+3.534	12:52:02.677
7	1:49.001	+3.576	12:53:51.678
8	1:45.425		12:55:37.103
9	1:46.277	+0.852	12:57:23.380

(19) Charley Oakland

1	1:49.773	+6.320	12:42:56.279
2	1:49.865	+6.412	12:44:46.144
3	1:46.004	+2.551	12:46:32.148
4	1:43.453		12:48:15.601
5	1:43.797	+0.344	12:49:59.398
6	1:47.549	+4.096	12:51:46.947
7	2:11.014	+27.561	12:53:57.961
8	1:47.173	+3.720	12:55:45.134
9	1:48.950	+5.497	12:57:34.084

(11) Aaron Maxfield

1	1:47.513	+10.462	12:42:53.649
2	1:41.008	+3.957	12:44:34.657
3	1:40.343	+3.292	12:46:15.000
4	1:38.146	+1.095	12:47:53.146
5	1:37.981	+0.930	12:49:31.127
6	1:37.165	+0.114	12:51:08.292
7	1:37.051		12:52:45.343
8	1:37.590	+0.539	12:54:22.933
9	1:37.210	+0.159	12:56:00.143

(35) Jake Dixon

Lap	Lap Tm	Diff	Time of Day
1	1:37.424	+7.388	12:42:40.343
2	1:30.385	+0.349	12:44:10.728
3	1:30.036		12:45:40.764
4	1:30.241	+0.205	12:47:11.005
5	1:30.473	+0.437	12:48:41.478
6	1:32.178	+2.142	12:50:13.656
7	1:31.677	+1.641	12:51:45.333

(32) Nick Clift

1	1:41.907		12:42:46.324
---	-----------------	--	--------------

Lap	Lap Tm	Diff	Time of Day
-----	--------	------	-------------

Chief Timekeeper:

Clerk of Course:

Weather & Track: Cloudy / Damp

Results: www.sportstimingsservices.com

Printed: 02/05/2010 13:01:36





Thundersport GB - Rounds 5 and 6

Sorted on Laps

Aprilia Superteen Challenge

Snetterton 1.952 Miles

Race 13

02/05/2010 17:14

Race started at 17:14:48

Pos	No.	Name	Class	Make	Model	Laps	Total Tm	Diff	Best Tm	Best Spd	In Lap
1	58	Harry Hartley	Superteen	Aprilia	125	6	9:03.238		1:28.171	79.700	4
2	24	Tommy Mountain	Superteen	Aprilia	125	6	9:05.012	1.774	1:27.870	79.973	4
3	114	Jack Keen	Superteen	Aprilia	125	6	9:05.040	1.802	1:28.407	79.487	4
4	53	Joe Ravenscroft	Superteen	Aprilia	125	6	9:05.379	2.141	1:27.700	80.128	4
5	94	Jamie Thackeray	Superteen	Aprilia	125	6	9:06.486	3.248	1:28.119	79.747	4
6	18	Marcus Tatchell	Superteen	Aprilia	125	6	9:09.499	6.261	1:29.353	78.645	6
7	14	Luke Buckingham	Superteen	Aprilia	125	6	9:10.893	7.655	1:28.673	79.248	4
8	61	Harry Coomber	Superteen	Aprilia	125©	6	9:12.306	9.068	1:29.820	78.236	2
9	77	James Robinson	Superteen	Aprilia	125	6	9:17.399	14.161	1:29.788	78.264	4
10	99	Jordan Hole	Superteen	Aprilia	125©	6	9:19.026	15.788	1:29.469	78.543	6
11	3	Michael Clifford	Superteen	Aprilia	125	6	9:19.046	15.808	1:30.068	78.021	6
12	51	Luke Helm	Superteen	Aprilia	125	6	9:19.517	16.279	1:30.772	77.416	6
13	111	Joe Collier	Superteen	Aprilia	125©	6	9:19.825	16.587	1:30.500	77.649	4
14	21	Max Symonds	Superteen	Aprilia	125	6	9:19.907	16.669	1:30.771	77.417	2
15	46	Josh Corner	Superteen	Aprilia	125	6	9:20.829	17.591	1:30.541	77.613	3
16	73	Sam Cherry	Superteen	Aprilia	125	6	9:23.782	20.544	1:30.567	77.591	4
17	95	Luke Thackeray	Superteen	Aprilia	125	6	9:29.040	25.802	1:31.859	76.500	3
18	4	Sam Thompson	Superteen	Aprilia	125©	6	9:39.242	36.004	1:33.491	75.164	3
19	15	Ross Twyman	Superteen	Aprilia	125	6	9:46.912	43.674	1:34.480	74.378	3
20	11	Aaron Maxfield	Superteen	Aprilia	125©	6	9:47.792	44.554	1:34.791	74.134	3
21	75	Bradley Jones	Superteen	Aprilia	125©	6	9:57.102	53.864	1:36.600	72.745	4
22	194	Robyn Lindsay	Superteen	Aprilia	125	6	9:57.849	54.611	1:35.507	73.578	6
23	37	Clinton Carver	Superteen	Aprilia	125©	6	10:05.563	1:02.325	1:36.650	72.708	6
24	19	Charley Oakland	Superteen	Aprilia	125	6	10:21.739	1:18.501	1:39.172	70.859	3

Not classified ()

35	Jake Dixon	Superteen	Aprilia	125©	5	7:33.365	DNF	1:28.146	79.722	4
72	Brad Shaw	Superteen	Aprilia	125©	4	6:09.568	DNF	1:29.227	78.756	2
29	Rhys Hutchinson	Superteen	Aprilia	125©	3	5:12.665	DNF	1:39.527	70.606	3
71	Qays Hashmi	Superteen	Aprilia	125©	2	3:32.382	DNF	1:40.849	69.680	2
7	Callan Cooper	Superteen	Aprilia	125©	1	1:38.711	DNF	1:35.167	73.841	1
17	Alastair Dayus	Superteen	Aprilia	125©	1	1:43.638	DNF	1:36.838	72.567	1
9	Ben Luxton	Superteen	Aprilia	125	1	1:43.770	DNF	1:38.232	71.537	1
32	Nick Clift	Superteen	Aprilia	125	1	1:45.599	DNF	1:39.547	70.592	1
88	Josh Daley	Superteen	Aprilia	125		0.000	DNF	-	-	0
55	Chrissy Rouse	Superteen	Aprilia	125		0.058	DNF	-	-	0
20	Tom Oliver	Superteen	Aprilia	125		0.473	DNF	-	-	0
23	Matthew Hartley	Superteen	Aprilia	125		5.384	DNF	-	-	0

Margin of Victory	Avg. Speed	Best Lap Tm	Best Spd	Best Lap by
1.774	77.615	1:27.700	80.128	53 - Joe Ravenscroft

Chief Timekeeper:

Clerk of Course:

Weather & Track: Cloudy / Dry

Results: www.sportstimingservices.com





Thundersport GB - Rounds 5 and 6

Lapchart

Aprilia Superteen Challenge

Snetterton 1.952 Miles

Race 13

02/05/2010 17:14

Race started at 17:14:48

Competitors	Laps							
	0	1	2	3	4	5	6	
Josh Daley (88)	1	88	114	114	114	24	24	58
Chrissy Rouse (55)	2	55	24	24	24	114	58	24
Tom Oliver (20)	3	20	58	58	58	58	114	114
Jack Keen (114)	4	114	53	53	35	53	35	53
Callan Cooper (7)	5	7	7	35	53	35	53	94
Harry Hartley (58)	6	58	94	94	94	94	94	18
Joe Ravenscroft (53)	7	53	35	72	18	72	18	14
Jamie Thackeray (94)	8	94	72	18	72	14	14	61
Tommy Mountain (24)	9	24	18	61	61	18	61	77
Jake Dixon (35)	10	35	61	14	14	61	77	99
Luke Buckingham (14)	11	14	14	111	111	111	111	3
Marcus Tatchell (18)	12	18	111	51	51	21	51	51
Sam Cherry (73)	13	73	51	21	21	51	21	111
Brad Shaw (72)	14	72	21	77	77	77	3	21
Joe Collier (111)	15	111	17	46	46	46	99	46
James Robinson (77)	16	77	73	99	99	3	46	73
Matthew Hartley (23)	17	23	9	3	3	99	73	95
Harry Coomber (61)	18	61	99	95	73	73	95	4
Ben Luxton (9)	19	9	95	73	95	95	4	15
Luke Helm (51)	20	51	77	4	4	4	15	11
Nick Clift (32)	21	32	46	11	11	11	11	75
Jordan Hole (99)	22	99	3	15	15	15	75	194
Luke Thackeray (95)	23	95	11	194	194	75	194	37
Max Symonds (21)	24	21	32	75	75	194	37	19
Michael Clifford (3)	25	3	4	37	37	37	19	
Alastair Dayus (17)	26	17	15	71	29	19		
Bradley Jones (75)	27	75	75	29	19			
Josh Corner (46)	28	46	194	19				
Ross Twyman (15)	29	15	71					
Robyn Lindsay (194)	30	194	37					
Aaron Maxfield (11)	31	11	19					
Charley Oakland (19)	32	19	29					
Qays Hashmi (71)	33	71						
Sam Thompson (4)	34	4						
Rhys Hutchinson (29)	35	29						
Clinton Carver (37)	36	37						

Chief Timekeeper:

Clerk of Course:

Weather & Track: Cloudy / Dry

Results: www.sportstimingservices.com

Printed: 02/05/2010 17:29:51





Thundersport GB - Rounds 5 and 6

Aprilia Superteen Challenge

Snetterton 1.952 Miles

Race 13

02/05/2010 17:14

Race started at 17:14:48

Lap	Lap Tm	Diff	Time of Day
(58) Harry Hartley			
1	1:33.669	+5.498	17:16:25.526
2	1:28.831	+0.660	17:17:54.357
3	1:28.923	+0.752	17:19:23.280
4	1:28.171		17:20:51.451
5	1:29.604	+1.433	17:22:21.055
6	1:30.471	+2.300	17:23:51.526

Lap	Lap Tm	Diff	Time of Day
(24) Tommy Mountain			
1	1:32.715	+4.845	17:16:25.374
2	1:28.765	+0.895	17:17:54.139
3	1:28.744	+0.874	17:19:22.883
4	1:27.870		17:20:50.753
5	1:29.832	+1.962	17:22:20.585
6	1:32.715	+4.845	17:23:53.300

Lap	Lap Tm	Diff	Time of Day
(114) Jack Keen			
1	1:33.599	+5.192	17:16:25.220
2	1:28.629	+0.222	17:17:53.849
3	1:28.973	+0.566	17:19:22.822
4	1:28.407		17:20:51.229
5	1:30.325	+1.918	17:22:21.554
6	1:31.774	+3.367	17:23:53.328

Lap	Lap Tm	Diff	Time of Day
(53) Joe Ravenscroft			
1	1:34.774	+7.074	17:16:26.655
2	1:28.949	+1.249	17:17:55.604
3	1:29.345	+1.645	17:19:24.949
4	1:27.700		17:20:52.649
5	1:29.157	+1.457	17:22:21.806
6	1:31.861	+4.161	17:23:53.667

Lap	Lap Tm	Diff	Time of Day
(94) Jamie Thackeray			
1	1:34.463	+6.344	17:16:27.102
2	1:28.934	+0.815	17:17:56.036
3	1:29.242	+1.123	17:19:25.278
4	1:28.119		17:20:53.397
5	1:30.518	+2.399	17:22:23.915
6	1:30.859	+2.740	17:23:54.774

Lap	Lap Tm	Diff	Time of Day
(18) Marcus Tatchell			
1	1:35.263	+5.910	17:16:28.295
2	1:29.360	+0.007	17:17:57.655
3	1:30.038	+0.685	17:19:27.693
4	1:30.693	+1.340	17:20:58.386
5	1:30.048	+0.695	17:22:28.434
6	1:29.353		17:23:57.787

Lap	Lap Tm	Diff	Time of Day
(14) Luke Buckingham			
1	1:37.645	+8.972	17:16:30.508
2	1:29.907	+1.234	17:18:00.415
3	1:28.789	+0.116	17:19:29.204
4	1:28.673		17:20:57.877
5	1:31.501	+2.828	17:22:29.378
6	1:29.803	+1.130	17:23:59.181

Lap	Lap Tm	Diff	Time of Day
(61) Harry Coomber			
1	1:34.653	+4.833	17:16:28.459
2	1:29.820		17:17:58.279
3	1:30.108	+0.288	17:19:28.387

Lap	Lap Tm	Diff	Time of Day
4	1:30.434	+0.614	17:20:58.821
5	1:30.720	+0.900	17:22:29.541
6	1:31.053	+1.233	17:24:00.594

Lap	Lap Tm	Diff	Time of Day
(77) James Robinson			
1	1:39.030	+9.242	17:16:32.484
2	1:32.380	+2.592	17:18:04.864
3	1:30.748	+0.960	17:19:35.612
4	1:29.788		17:21:05.400
5	1:30.370	+0.582	17:22:35.770
6	1:29.917	+0.129	17:24:05.687

Lap	Lap Tm	Diff	Time of Day
(99) Jordan Hole			
1	1:37.667	+8.198	17:16:32.222
2	1:33.632	+4.163	17:18:05.854
3	1:31.011	+1.542	17:19:36.865
4	1:30.440	+0.971	17:21:07.305
5	1:30.540	+1.071	17:22:37.845
6	1:29.469		17:24:07.314

Lap	Lap Tm	Diff	Time of Day
(3) Michael Clifford			
1	1:38.386	+8.318	17:16:33.302
2	1:32.639	+2.571	17:18:05.941
3	1:30.943	+0.875	17:19:36.884
4	1:30.253	+0.185	17:21:07.137
5	1:30.129	+0.061	17:22:37.266
6	1:30.068		17:24:07.334

Lap	Lap Tm	Diff	Time of Day
(51) Luke Helm			
1	1:36.822	+6.050	17:16:30.828
2	1:31.042	+0.270	17:18:01.870
3	1:31.701	+0.929	17:19:33.571
4	1:31.202	+0.430	17:21:04.773
5	1:32.260	+1.488	17:22:37.033
6	1:30.772		17:24:07.805

Lap	Lap Tm	Diff	Time of Day
(111) Joe Collier			
1	1:37.139	+6.639	17:16:30.565
2	1:31.295	+0.795	17:18:01.860
3	1:31.711	+1.211	17:19:33.571
4	1:30.500		17:21:04.071
5	1:32.273	+1.773	17:22:36.344
6	1:31.769	+1.269	17:24:08.113

Lap	Lap Tm	Diff	Time of Day
(21) Max Symonds			
1	1:36.672	+5.901	17:16:31.535
2	1:30.771		17:18:02.306
3	1:31.329	+0.558	17:19:33.635
4	1:31.135	+0.364	17:21:04.770
5	1:32.302	+1.531	17:22:37.072
6	1:31.123	+0.352	17:24:08.195

Lap	Lap Tm	Diff	Time of Day
(46) Josh Corner			
1	1:37.422	+6.881	17:16:32.628
2	1:32.771	+2.230	17:18:05.399
3	1:30.541		17:19:35.940
4	1:30.594	+0.053	17:21:06.534
5	1:32.026	+1.485	17:22:38.560
6	1:30.557	+0.016	17:24:09.117

Lap	Lap Tm	Diff	Time of Day
(73) Sam Cherry			

Lap	Lap Tm	Diff	Time of Day
1	1:38.790	+8.223	17:16:32.052
2	1:34.812	+4.245	17:18:06.864
3	1:31.188	+0.621	17:19:38.052
4	1:30.567		17:21:08.619
5	1:31.876	+1.309	17:22:40.495
6	1:31.575	+1.008	17:24:12.070

Lap	Lap Tm	Diff	Time of Day
(95) Luke Thackeray			
1	1:37.624	+5.765	17:16:32.352
2	1:34.108	+2.249	17:18:06.460
3	1:31.859		17:19:38.319
4	1:31.918	+0.059	17:21:10.237
5	1:34.389	+2.530	17:22:44.626
6	1:32.702	+0.843	17:24:17.328

Lap	Lap Tm	Diff	Time of Day
(4) Sam Thompson			
1	1:39.024	+5.533	17:16:35.225
2	1:33.928	+0.437	17:18:09.153
3	1:33.491		17:19:42.644
4	1:34.079	+0.588	17:21:16.723
5	1:34.734	+1.243	17:22:51.457
6	1:36.073	+2.582	17:24:27.530

Lap	Lap Tm	Diff	Time of Day
(15) Ross Twyman			
1	1:41.264	+6.784	17:16:36.608
2	1:35.118	+0.638	17:18:11.726
3	1:34.480		17:19:46.206
4	1:35.562	+1.082	17:21:21.768
5	1:37.195	+2.715	17:22:58.963
6	1:36.237	+1.757	17:24:35.200

Lap	Lap Tm	Diff	Time of Day
(11) Aaron Maxfield			
1	1:38.044	+3.253	17:16:33.874
2	1:35.784	+0.993	17:18:09.658
3	1:34.791		17:19:44.449
4	1:36.114	+1.323	17:21:20.563
5	1:39.055	+4.264	17:22:59.618
6	1:36.462	+1.671	17:24:36.080

Lap	Lap Tm	Diff	Time of Day
(75) Bradley Jones			
1	1:43.635	+7.035	17:16:38.752
2	1:38.407	+1.807	17:18:17.159
3	1:36.778	+0.178	17:19:53.937
4	1:36.600		17:21:30.537
5	1:38.026	+1.426	17:23:08.563
6	1:36.827	+0.227	17:24:45.390

Lap	Lap Tm	Diff	Time of Day
(194) Robyn Lindsay			
1	1:43.298	+7.791	17:16:39.096
2	1:37.308	+1.801	17:18:16.404
3	1:37.346	+1.839	17:19:53.750
4	1:38.889	+3.382	17:21:32.639
5	1:37.991	+2.484	17:23:10.630
6	1:35.507		17:24:46.137

Lap	Lap Tm	Diff	Time of Day
(37) Clinton Carver			
1	1:43.604	+6.954	17:16:40.239
2	1:39.196	+2.546	17:18:19.435
3	1:38.855	+2.205	17:19:58.290
4	1:38.869	+2.219	17:21:37.159
5	1:40.042	+3.392	17:23:17.201

Chief Timekeeper:
Clerk of Course:
Weather & Track: Cloudy / Dry
Results: www.sportstimingservices.com
Printed: 02/05/2010 17:30:33





Thundersport GB - Rounds 5 and 6

Aprilia Superteen Challenge

Snetterton 1.952 Miles

Race 13

02/05/2010 17:14

Race started at 17:14:48

Lap	Lap Tm	Diff	Time of Day
6	1:36.650		17:24:53.851

(19) Charley Oakland

1	1:44.645	+5.473	17:16:40.663
2	1:41.213	+2.041	17:18:21.876
3	1:39.172		17:20:01.048
4	1:43.033	+3.861	17:21:44.081
5	1:45.258	+6.086	17:23:29.339
6	1:40.688	+1.516	17:25:10.027

(35) Jake Dixon

1	1:34.665	+6.519	17:16:27.358
2	1:28.447	+0.301	17:17:55.805
3	1:28.937	+0.791	17:19:24.742
4	1:28.146		17:20:52.888
5	1:28.765	+0.619	17:22:21.653

(72) Brad Shaw

1	1:34.813	+5.586	17:16:28.158
2	1:29.227		17:17:57.385
3	1:30.400	+1.173	17:19:27.785
4	1:30.071	+0.844	17:20:57.856

(29) Rhys Hutchinson

1	1:44.952	+5.425	17:16:41.191
2	1:40.235	+0.708	17:18:21.426
3	1:39.527		17:20:00.953

(71) Qays Hashmi

1	1:43.621	+2.772	17:16:39.821
2	1:40.849		17:18:20.670

(7) Callan Cooper

1	1:35.167		17:16:26.999
---	----------	--	--------------

(17) Alastair Dayus

1	1:36.838		17:16:31.926
---	----------	--	--------------

(9) Ben Luxton

1	1:38.232		17:16:32.058
---	----------	--	--------------

(32) Nick Clift

1	1:39.547		17:16:33.887
---	----------	--	--------------

Lap	Lap Tm	Diff	Time of Day
-----	--------	------	-------------

Lap	Lap Tm	Diff	Time of Day
-----	--------	------	-------------

Chief Timekeeper:

Clerk of Course:

Weather & Track: Cloudy / Dry

Results: www.sportstimingsservices.com

Printed: 02/05/2010 17:30:33





Thundersport GB - Rounds 5 and 6

Sorted on Laps

Aprilia Superteen Challenge

Snetterton 1.952 Miles

Race 3

03/05/2010 11:23

Race started at 11:23:10

Pos	No.	Name	Class	Make	Model	Laps	Total Tm	Diff	Best Tm	Best Spd	In Lap
1	35	Jake Dixon	Superteen	Aprilia	125©	10	15:26.724		1:31.233	77.025	2
2	23	Matthew Hartley	Superteen	Aprilia	125	10	15:43.119	16.395	1:30.816	77.378	10
3	55	Chrissy Rouse	Superteen	Aprilia	125	10	15:43.291	16.567	1:31.366	76.913	10
4	114	Jack Keen	Superteen	Aprilia	125	10	15:48.473	21.749	1:32.752	75.763	8
5	14	Luke Buckingham	Superteen	Aprilia	125	10	15:49.554	22.830	1:32.201	76.216	10
6	24	Tommy Mountain	Superteen	Aprilia	125	10	15:51.383	24.659	1:32.353	76.091	10
7	61	Harry Coomber	Superteen	Aprilia	125©	10	15:52.521	25.797	1:33.077	75.499	9
8	80	Callum Bey	Superteen	Aprilia	125©	10	15:57.786	31.062	1:33.558	75.111	8
9	7	Callan Cooper	Superteen	Aprilia	125©	10	15:58.025	31.301	1:31.430	76.859	10
10	53	Joe Ravenscroft	Superteen	Aprilia	125	10	16:05.981	39.257	1:33.873	74.859	8
11	72	Brad Shaw	Superteen	Aprilia	125©	10	16:06.018	39.294	1:33.139	75.449	8
12	111	Joe Collier	Superteen	Aprilia	125©	10	16:09.496	42.772	1:33.777	74.935	9
13	88	Josh Daley	Superteen	Aprilia	125	10	16:12.731	46.007	1:32.405	76.048	9
14	99	Jordan Hole	Superteen	Aprilia	125©	10	16:15.222	48.498	1:34.743	74.171	8
15	77	James Robinson	Superteen	Aprilia	125	10	16:29.488	1:02.764	1:34.672	74.227	8
16	20	Tom Oliver	Superteen	Aprilia	125	10	16:37.045	1:10.321	1:36.441	72.865	8
17	194	Robyn Lindsay	Superteen	Aprilia	125	10	16:37.375	1:10.651	1:36.235	73.021	8
18	21	Max Symonds	Superteen	Aprilia	125	10	16:37.447	1:10.723	1:35.405	73.657	10
19	4	Sam Thompson	Superteen	Aprilia	125©	10	16:52.456	1:25.732	1:38.726	71.179	9
20	94	Jamie Thackeray	Superteen	Aprilia	125	9	15:28.415	1 Lap	1:40.335	70.037	3
21	11	Aaron Maxfield	Superteen	Aprilia	125©	9	15:39.663	1 Lap	1:40.047	70.239	9
22	34	Louis Dawson	Superteen	Aprilia	125©	9	15:41.672	1 Lap	1:42.120	68.813	9
23	75	Bradley Jones	Superteen	Aprilia	125©	9	15:43.590	1 Lap	1:40.896	69.648	3
24	155	Tommy Philip	Superteen	Aprilia	125	9	15:44.978	1 Lap	1:39.244	70.807	9
25	15	Ross Twyman	Superteen	Aprilia	125	9	15:46.999	1 Lap	1:40.615	69.842	8
26	46	Josh Corner	Superteen	Aprilia	125	9	15:54.676	1 Lap	1:38.448	71.380	9
27	95	Luke Thackeray	Superteen	Aprilia	125	9	16:08.812	1 Lap	1:42.076	68.843	9
28	37	Clinton Carver	Superteen	Aprilia	125©	9	16:27.168	1 Lap	1:44.727	67.100	7
29	19	Charley Oakland	Superteen	Aprilia	125	8	15:35.321	2 Laps	1:49.953	63.911	8
30	71	Qays Hashmi	Superteen	Aprilia	125©	8	15:50.049	2 Laps	1:54.118	61.578	7

Not classified ()

43	Sidney Hargreaves	Superteen	Aprilia	125©	8	13:01.460	DNF	1:34.656	74.239	7
9	Ben Luxton	Superteen	Aprilia	125	5	9:20.175	DNF	1:47.595	65.312	3
18	Marcus Tatchell	Superteen	Aprilia	125	4	7:01.732	DNF	1:41.369	69.323	3
73	Sam Cherry	Superteen	Aprilia	125	3	5:32.314	DNF	1:47.768	65.207	2
32	Nick Clift	Superteen	Aprilia	125	3	6:05.939	DNF	1:51.704	62.909	3
3	Michael Clifford	Superteen	Aprilia	125	1	1:52.159	DNF	1:46.788	65.805	1

Announcements

10 second penalty - No 88 (jump start)

Margin of Victory	Avg. Speed	Best Lap Tm	Best Spd	Best Lap by
16.395	75.828	1:30.816	77.378	23 - Matthew Hartley

Chief Timekeeper:
 Clerk of Course:
 Weather & Track: Rain / Wet
 Results: www.sportstiming.com





Thundersport GB - Rounds 5 and 6

Sorted on Laps

Aprilia Superteen Challenge

Snetterton 1.952 Miles

Race 3

03/05/2010 11:23

Race started at 11:23:10

Pos	No.	Name	Class	Make	Model	Laps	Total Tm	Diff	Best Tm	Best Spd	In Lap
51		Luke Helm	Superteen	Aprilia	125	1	1:56.134	DNF	1:51.386	63.089	1
27		James Pickford	Superteen	Aprilia	125©	1	1:58.450	DNF	1:52.378	62.532	1
29		Rhys Hutchinson	Superteen	Aprilia	125©	1	2:13.143	DNF	2:06.295	55.641	1

Announcements

10 second penalty - No 88 (jump start)

Margin of Victory	Avg. Speed	Best Lap Tm	Best Spd	Best Lap by
16.395	75.828	1:30.816	77.378	23 - Matthew Hartley


Chief Timekeeper:

Clerk of Course:

Weather & Track: Rain / Wet

Results: www.sportstimeservices.com





Thundersport GB - Rounds 5 and 6

Lapchart

Aprilia Superteen Challenge

Snetterton 1.952 Miles

Race 3

03/05/2010 11:23

Race started at 11:23:10

Competitors	Laps										
	0	1	2	3	4	5	6	7	8	9	10
Callum Bey (80)	1	80	35	35	35	35	35	35	35	35	35
Tom Oliver (20)	2	20	55	55	55	55	23	23	55	55	23
Chrissy Rouse (55)	3	55	80	114	114	114	23	55	23	23	55
Josh Daley (88)	4	88	114	80	23	24	114	114	114	114	114
Jack Keen (114)	5	114	24	24	24	23	24	24	14	14	14
Joe Ravenscroft (53)	6	53	14	14	61	61	61	14	14	24	24
Jake Dixon (35)	7	35	61	23	80	80	14	61	61	61	61
Tommy Mountain (24)	8	24	53	61	14	14	80	80	80	80	80
Jamie Thackeray (94)	9	94	23	53	53	53	7	7	7	7	7
Luke Buckingham (14)	10	14	72	72	72	72	7	53	53	53	88
Marcus Tatchell (18)	11	18	20	99	88	88	88	88	88	53	53
Joe Collier (111)	12	111	43	88	43	7	72	72	72	72	72
Sam Cherry (73)	13	73	111	43	111	43	43	43	111	111	111
Brad Shaw (72)	14	72	88	111	7	99	111	111	111	43	99
Harry Coomber (61)	15	61	99	20	99	111	99	99	99	77	77
Matthew Hartley (23)	16	23	21	7	20	20	20	20	77	20	20
James Robinson (77)	17	77	194	21	21	194	77	77	77	20	194
Ben Luxton (9)	18	9	3	194	194	21	194	194	194	21	21
Sidney Hargreaves (43)	19	43	7	94	77	77	21	21	21	4	4
Luke Helm (51)	20	51	18	4	94	4	4	4	4	4	94
Nick Clift (32)	21	32	94	77	4	94	94	94	94	94	11
Max Symonds (21)	22	21	4	18	18	18	34	34	34	34	34
Jordan Hole (99)	23	99	77	34	34	34	75	75	11	11	75
Michael Clifford (3)	24	3	34	75	75	75	11	11	75	75	155
Luke Thackeray (95)	25	95	51	15	15	15	15	15	15	15	15
Callan Cooper (7)	26	7	73	73	11	11	155	155	155	155	46
Bradley Jones (75)	27	75	155	155	155	155	46	46	46	46	95
Josh Corner (46)	28	46	46	46	46	46	95	95	95	95	37
Aaron Maxfield (11)	29	11	27	11	73	95	37	37	37	37	
Ross Twyman (15)	30	15	75	95	95	37	9	19	19	19	
James Pickford (27)	31	27	15	37	37	9	19	71	71	71	
Robyn Lindsay (194)	32	194	95	9	9	19	71				
Louis Dawson (34)	33	34	37	71	19	71					
Sam Thompson (4)	34	4	11	19	71						
Tommy Philip (155)	35	155	9	32	32						
Rhys Hutchinson (29)	36	29	71								
Clinton Carver (37)	37	37	19								
Qays Hashmi (71)	38	71	29								
Charley Oakland (19)	39	19	32								

Chief Timekeeper:

Clerk of Course:

Weather & Track: Bright / Damp

Results: www.sportstimingservices.com

Printed: 03/05/2010 11:44:57





Thundersport GB - Rounds 5 and 6

Aprilia Superteen Challenge

Snetterton 1.952 Miles

Race 3

03/05/2010 11:23

Race started at 11:23:10

Lap	Lap Tm	Diff	Time of Day
(35) Jake Dixon			
1	1:34.779	+3.546	11:24:48.292
2	1:31.233		11:26:19.525
3	1:31.436	+0.203	11:27:50.961
4	1:31.396	+0.163	11:29:22.357
5	1:32.589	+1.356	11:30:54.946
6	1:32.111	+0.878	11:32:27.057
7	1:32.448	+1.215	11:33:59.505
8	1:32.193	+0.960	11:35:31.698
9	1:32.506	+1.273	11:37:04.204
10	1:33.072	+1.839	11:38:37.276

Lap	Lap Tm	Diff	Time of Day
(23) Matthew Hartley			
1	1:40.547	+9.731	11:24:55.479
2	1:33.571	+2.755	11:26:29.050
3	1:33.194	+2.378	11:28:02.244
4	1:34.676	+3.860	11:29:36.920
5	1:33.874	+3.058	11:31:10.794
6	1:34.057	+3.241	11:32:44.851
7	1:33.253	+2.437	11:34:18.104
8	1:32.993	+2.177	11:35:51.097
9	1:31.758	+0.942	11:37:22.855
10	1:30.816		11:38:53.671

Lap	Lap Tm	Diff	Time of Day
(55) Chrissy Rouse			
1	1:39.265	+7.899	11:24:50.272
2	1:34.422	+3.056	11:26:24.694
3	1:33.730	+2.364	11:27:58.424
4	1:34.599	+3.233	11:29:33.023
5	1:37.536	+6.170	11:31:10.559
6	1:35.091	+3.725	11:32:45.650
7	1:32.473	+1.107	11:34:18.123
8	1:32.806	+1.440	11:35:50.929
9	1:31.548	+0.182	11:37:22.477
10	1:31.366		11:38:53.843

Lap	Lap Tm	Diff	Time of Day
(114) Jack Keen			
1	1:39.808	+7.056	11:24:52.682
2	1:35.107	+2.355	11:26:27.789
3	1:33.622	+0.870	11:28:01.411
4	1:35.095	+2.343	11:29:36.506
5	1:36.329	+3.577	11:31:12.835
6	1:34.388	+1.636	11:32:47.223
7	1:33.068	+0.316	11:34:20.291
8	1:32.752		11:35:53.043
9	1:32.855	+0.103	11:37:25.898
10	1:33.127	+0.375	11:38:59.025

Lap	Lap Tm	Diff	Time of Day
(14) Luke Buckingham			
1	1:40.466	+8.265	11:24:54.268
2	1:34.652	+2.451	11:26:28.920
3	1:35.274	+3.073	11:28:04.194
4	1:34.907	+2.706	11:29:39.101
5	1:35.587	+3.386	11:31:14.688
6	1:35.197	+2.996	11:32:49.885
7	1:33.198	+0.997	11:34:23.083
8	1:32.229	+0.028	11:35:55.312
9	1:32.593	+0.392	11:37:27.905
10	1:32.201		11:39:00.106

Lap	Lap Tm	Diff	Time of Day
(24) Tommy Mountain			
1	1:38.976	+6.623	11:24:52.776
2	1:35.497	+3.144	11:26:28.273
3	1:34.098	+1.745	11:28:02.371
4	1:34.506	+2.153	11:29:36.877
5	1:36.290	+3.937	11:31:13.167
6	1:34.812	+2.459	11:32:47.979
7	1:34.085	+1.732	11:34:22.064
8	1:33.446	+1.093	11:35:55.510
9	1:34.072	+1.719	11:37:29.582
10	1:32.353		11:39:01.935

Lap	Lap Tm	Diff	Time of Day
(61) Harry Coomber			
1	1:39.581	+6.504	11:24:54.287
2	1:35.031	+1.954	11:26:29.318
3	1:33.916	+0.839	11:28:03.234
4	1:35.012	+1.935	11:29:38.246
5	1:35.758	+2.681	11:31:14.004
6	1:36.387	+3.310	11:32:50.391
7	1:33.275	+0.198	11:34:23.666
8	1:33.182	+0.105	11:35:56.848
9	1:33.077		11:37:29.925
10	1:33.148	+0.071	11:39:03.073

Lap	Lap Tm	Diff	Time of Day
(80) Callum Bey			
1	1:41.305	+7.747	11:24:51.857
2	1:36.094	+2.536	11:26:27.951
3	1:35.457	+1.899	11:28:03.408
4	1:35.486	+1.928	11:29:38.894
5	1:35.964	+2.406	11:31:14.858
6	1:36.006	+2.448	11:32:50.864
7	1:34.096	+0.538	11:34:24.960
8	1:33.558		11:35:58.518
9	1:35.476	+1.918	11:37:33.994
10	1:34.344	+0.786	11:39:08.338

Lap	Lap Tm	Diff	Time of Day
(7) Callan Cooper			
1	1:46.770	+15.340	11:25:02.928
2	1:35.152	+3.722	11:26:38.080
3	1:35.699	+4.269	11:28:13.779
4	1:34.493	+3.063	11:29:48.272
5	1:34.407	+2.977	11:31:22.679
6	1:33.757	+2.327	11:32:56.436
7	1:34.209	+2.779	11:34:30.645
8	1:32.806	+1.376	11:36:03.451
9	1:33.696	+2.266	11:37:37.147
10	1:31.430		11:39:08.577

Lap	Lap Tm	Diff	Time of Day
(53) Joe Ravenscroft			
1	1:41.939	+8.066	11:24:55.153
2	1:34.915	+1.042	11:26:30.068
3	1:34.534	+0.661	11:28:04.602
4	1:36.491	+2.618	11:29:41.093
5	1:40.241	+6.368	11:31:21.334
6	1:36.902	+3.029	11:32:58.236
7	1:34.742	+0.869	11:34:32.978
8	1:33.873		11:36:06.851
9	1:34.016	+0.143	11:37:40.867
10	1:35.666	+1.793	11:39:16.533

Lap	Lap Tm	Diff	Time of Day
(72) Brad Shaw			

Lap	Lap Tm	Diff	Time of Day
1	1:42.175	+9.036	11:24:56.662
2	1:37.095	+3.956	11:26:33.757
3	1:36.342	+3.203	11:28:10.099
4	1:37.365	+4.226	11:29:47.464
5	1:37.246	+4.107	11:31:24.710
6	1:36.378	+3.239	11:33:01.088
7	1:34.190	+1.051	11:34:35.278
8	1:33.139		11:36:08.417
9	1:33.773	+0.634	11:37:42.190
10	1:34.380	+1.241	11:39:16.570

Lap	Lap Tm	Diff	Time of Day
(111) Joe Collier			
1	1:44.644	+10.867	11:24:59.054
2	1:38.465	+4.688	11:26:37.519
3	1:35.545	+1.768	11:28:13.064
4	1:36.964	+3.187	11:29:50.028
5	1:36.289	+2.512	11:31:26.317
6	1:36.536	+2.759	11:33:02.853
7	1:34.776	+0.999	11:34:37.629
8	1:33.947	+0.170	11:36:11.576
9	1:33.777		11:37:45.353
10	1:34.695	+0.918	11:39:20.048

Lap	Lap Tm	Diff	Time of Day
(88) Josh Daley			
1	1:48.400	+15.995	11:24:59.501
2	1:37.189	+4.784	11:26:36.690
3	1:35.501	+3.096	11:28:12.191
4	1:35.443	+3.038	11:29:47.634
5	1:36.094	+3.689	11:31:23.728
6	1:37.110	+4.705	11:33:00.838
7	1:33.805	+1.400	11:34:34.643
8	1:33.157	+0.752	11:36:07.800
9	1:32.405		11:37:40.205
10	1:33.078	+0.673	11:39:13.283

Lap	Lap Tm	Diff	Time of Day
(99) Jordan Hole			
1	1:44.067	+9.324	11:24:59.912
2	1:36.706	+1.963	11:26:36.618
3	1:37.171	+2.428	11:28:13.789
4	1:35.921	+1.178	11:29:49.710
5	1:37.307	+2.564	11:31:27.017
6	1:36.964	+2.221	11:33:03.981
7	1:35.389	+0.646	11:34:39.370
8	1:34.743		11:36:14.113
9	1:35.470	+0.727	11:37:49.583
10	1:36.191	+1.448	11:39:25.774

Lap	Lap Tm	Diff	Time of Day
(77) James Robinson			
1	1:51.325	+16.653	11:25:06.334
2	1:40.472	+5.800	11:26:46.806
3	1:39.920	+5.248	11:28:26.726
4	1:37.848	+3.176	11:30:04.574
5	1:37.950	+3.278	11:31:42.524
6	1:36.236	+1.564	11:33:18.760
7	1:35.477	+0.805	11:34:54.237
8	1:34.672		11:36:28.909
9	1:35.297	+0.625	11:38:04.206
10	1:35.834	+1.162	11:39:40.040

Lap	Lap Tm	Diff	Time of Day
(20) Tom Oliver			
1	1:47.199	+10.758	11:24:57.908

Chief Timekeeper:

Clerk of Course:

Weather & Track: Bright / Damp

Results: www.sportstimingservices.com

Printed: 03/05/2010 11:45:34





Thundersport GB - Rounds 5 and 6

Aprilia Superteen Challenge

Snetterton 1.952 Miles

Race 3

03/05/2010 11:23

Race started at 11:23:10

Lap	Lap Tm	Diff	Time of Day
2	1:40.099	+3.658	11:26:38.007
3	1:37.838	+1.397	11:28:15.845
4	1:38.426	+1.985	11:29:54.271
5	1:41.219	+4.778	11:31:35.490
6	1:39.248	+2.807	11:33:14.738
7	1:37.739	+1.298	11:34:52.477
8	1:36.441		11:36:28.918
9	1:41.949	+5.508	11:38:10.867
10	1:36.730	+0.289	11:39:47.597

(194) Robyn Lindsay

1	1:45.289	+9.054	11:25:02.087
2	1:40.983	+4.748	11:26:43.070
3	1:40.426	+4.191	11:28:23.496
4	1:40.038	+3.803	11:30:03.534
5	1:39.254	+3.019	11:31:42.788
6	1:38.138	+1.903	11:33:20.926
7	1:37.449	+1.214	11:34:58.375
8	1:36.235		11:36:34.610
9	1:36.801	+0.566	11:38:11.411
10	1:36.516	+0.281	11:39:47.927

(21) Max Symonds

1	1:46.155	+10.750	11:25:01.908
2	1:40.998	+5.593	11:26:42.906
3	1:40.372	+4.967	11:28:23.278
4	1:40.358	+4.953	11:30:03.636
5	1:39.701	+4.296	11:31:43.337
6	1:38.170	+2.765	11:33:21.507
7	1:37.793	+2.388	11:34:59.300
8	1:37.124	+1.719	11:36:36.424
9	1:36.170	+0.765	11:38:12.594
10	1:35.405		11:39:47.999

(4) Sam Thompson

1	1:48.323	+9.597	11:25:05.328
2	1:41.188	+2.462	11:26:46.516
3	1:41.023	+2.297	11:28:27.539
4	1:38.793	+0.067	11:30:06.332
5	1:38.794	+0.068	11:31:45.126
6	1:39.090	+0.364	11:33:24.216
7	1:38.817	+0.091	11:35:03.033
8	1:40.131	+1.405	11:36:43.164
9	1:38.726		11:38:21.890
10	1:41.118	+2.392	11:40:03.008

(94) Jamie Thackeray

1	1:50.082	+9.747	11:25:03.883
2	1:42.598	+2.263	11:26:46.481
3	1:40.335		11:28:26.816
4	1:40.725	+0.390	11:30:07.541
5	1:43.390	+3.055	11:31:50.931
6	1:41.960	+1.625	11:33:32.891
7	1:41.287	+0.952	11:35:14.178
8	1:42.672	+2.337	11:36:56.850
9	1:42.117	+1.782	11:38:38.967

(11) Aaron Maxfield

1	1:54.271	+14.224	11:25:10.847
2	1:45.093	+5.046	11:26:55.940
3	1:44.541	+4.494	11:28:40.481

4	1:43.900	+3.853	11:30:24.381
5	1:43.902	+3.855	11:32:08.283
6	1:40.899	+0.852	11:33:49.182
7	1:40.149	+0.102	11:35:29.331
8	1:40.837	+0.790	11:37:10.168
9	1:40.047		11:38:50.215

(34) Louis Dawson

1	1:49.621	+7.501	11:25:06.487
2	1:42.960	+0.840	11:26:49.447
3	1:42.646	+0.526	11:28:32.093
4	1:42.689	+0.569	11:30:14.782
5	1:45.136	+3.016	11:31:59.918
6	1:44.184	+2.064	11:33:44.102
7	1:43.264	+1.144	11:35:27.366
8	1:42.738	+0.618	11:37:10.104
9	1:42.120		11:38:52.224

(75) Bradley Jones

1	1:53.155	+12.259	11:25:09.400
2	1:45.072	+4.176	11:26:54.472
3	1:40.896		11:28:35.368
4	1:42.665	+1.769	11:30:18.033
5	1:45.009	+4.113	11:32:03.042
6	1:44.158	+3.262	11:33:47.200
7	1:43.273	+2.377	11:35:30.473
8	1:41.653	+0.757	11:37:12.126
9	1:42.016	+1.120	11:38:54.142

(155) Tommy Philip

1	1:50.027	+10.783	11:25:07.290
2	1:48.063	+8.819	11:26:55.353
3	1:46.173	+6.929	11:28:41.526
4	1:44.623	+5.379	11:30:26.149
5	1:46.042	+6.798	11:32:12.191
6	1:42.996	+3.752	11:33:55.187
7	1:41.012	+1.768	11:35:36.199
8	1:40.087	+0.843	11:37:16.286
9	1:39.244		11:38:55.530

(15) Ross Twyman

1	1:53.092	+12.477	11:25:09.671
2	1:45.294	+4.679	11:26:54.965
3	1:43.968	+3.353	11:28:38.933
4	1:45.220	+4.605	11:30:24.153
5	1:45.906	+5.291	11:32:10.059
6	1:43.159	+2.544	11:33:53.218
7	1:42.303	+1.688	11:35:35.521
8	1:40.615		11:37:16.136
9	1:41.415	+0.800	11:38:57.551

(46) Josh Corner

1	1:52.405	+13.957	11:25:08.709
2	1:46.816	+8.368	11:26:55.525
3	1:46.346	+7.898	11:28:41.871
4	1:47.579	+9.131	11:30:29.450
5	1:49.301	+10.853	11:32:18.751
6	1:44.562	+6.114	11:34:03.313
7	1:42.542	+4.094	11:35:45.855
8	1:40.925	+2.477	11:37:26.780
9	1:38.448		11:39:05.228

Lap	Lap Tm	Diff	Time of Day
<u>(95) Luke Thackeray</u>			
1	1:54.123	+12.047	11:25:10.149
2	1:47.521	+5.445	11:26:57.670
3	1:46.866	+4.790	11:28:44.536
4	1:50.576	+8.500	11:30:35.112
5	1:49.334	+7.258	11:32:24.446
6	1:45.419	+3.343	11:34:09.865
7	1:44.807	+2.731	11:35:54.672
8	1:42.616	+0.540	11:37:37.288
9	1:42.076		11:39:19.364

(37) Clinton Carver

1	1:52.884	+8.157	11:25:10.481
2	1:49.430	+4.703	11:26:59.911
3	1:48.672	+3.945	11:28:48.583
4	1:49.929	+5.202	11:30:38.512
5	1:51.532	+6.805	11:32:30.044
6	1:47.294	+2.567	11:34:17.338
7	1:44.727		11:36:02.065
8	1:46.232	+1.505	11:37:48.297
9	1:49.423	+4.696	11:39:37.720

(19) Charley Oakland

1	2:00.932	+10.979	11:25:18.916
2	1:54.394	+4.441	11:27:13.310
3	1:54.692	+4.739	11:29:08.002
4	2:00.670	+10.717	11:31:08.672
5	1:59.261	+9.308	11:33:07.933
6	1:54.287	+4.334	11:35:02.220
7	1:53.700	+3.747	11:36:55.920
8	1:49.953		11:38:45.873

(71) Qays Hashmi

1	1:56.694	+2.576	11:25:14.633
2	1:57.279	+3.161	11:27:11.912
3	1:58.698	+4.580	11:29:10.610
4	2:03.011	+8.893	11:31:13.621
5	1:56.700	+2.582	11:33:10.321
6	1:58.859	+4.741	11:35:09.180
7	1:54.118		11:37:03.298
8	1:57.303	+3.185	11:39:00.601

(43) Sidney Hargreaves

1	1:43.348	+8.692	11:24:58.573
2	1:38.156	+3.500	11:26:36.729
3	1:35.841	+1.185	11:28:12.570
4	1:36.551	+1.895	11:29:49.121
5	1:36.250	+1.594	11:31:25.371
6	1:37.195	+2.539	11:33:02.566
7	1:34.656		11:34:37.222
8	1:34.790	+0.134	11:36:12.012

(9) Ben Luxton

1	1:58.223	+10.628	11:25:13.337
2	1:49.390	+1.795	11:27:02.727
3	1:47.595		11:28:50.322
4	1:50.610	+3.015	11:30:40.932
5	1:49.795	+2.200	11:32:30.727

(18) Marcus Tatchell

Chief Timekeeper:

Clerk of Course:

Weather & Track: Bright / Damp

Results: www.sportstimingservices.com

Printed: 03/05/2010 11:45:34





Thundersport GB - Rounds 5 and 6

Aprilia Superteen Challenge

Snetterton 1.952 Miles

Race 3

03/05/2010 11:23

Race started at 11:23:10

Lap	Lap Tm	Diff	Time of Day
1	1:49.838	+8.469	11:25:03.849
2	1:43.261	+1.892	11:26:47.110
3	1:41.369		11:28:28.479
4	1:43.805	+2.436	11:30:12.284
<hr/>			
(73) Sam Cherry			
1	1:52.777	+5.009	11:25:07.215
2	1:47.768		11:26:54.983
3	1:47.883	+0.115	11:28:42.866
<hr/>			
(32) Nick Clift			
1	2:17.458	+25.754	11:25:32.981
2	1:51.806	+0.102	11:27:24.787
3	1:51.704		11:29:16.491
<hr/>			
(3) Michael Clifford			
1	1:46.788		11:25:02.711
<hr/>			
(51) Luke Helm			
1	1:51.386		11:25:06.686
<hr/>			
(27) James Pickford			
1	1:52.378		11:25:09.002
<hr/>			
(29) Rhys Hutchinson			
1	2:06.295		11:25:23.695

Lap	Lap Tm	Diff	Time of Day
-----	--------	------	-------------

Lap	Lap Tm	Diff	Time of Day
-----	--------	------	-------------

Chief Timekeeper:

Clerk of Course:

Weather & Track: Bright / Damp

Results: www.sportstimingservices.com

Printed: 03/05/2010 11:45:34





Thundersport GB - Rounds 5 and 6

Sorted on Laps

Aprilia Superteen Challenge

Snetterton 1.952 Miles

Race 13

03/05/2010 15:48

Race started at 15:48:44

Pos	No.	Name	Class	Make	Model	Laps	Total Tm	Diff	Best Tm	Best Spd	In Lap
1	88	Josh Daley	Superteen	Aprilia	125	8	12:03.113		1:28.326	79.560	5
2	80	Callum Bey	Superteen	Aprilia	125©	8	12:04.886	1.773	1:27.399	80.404	7
3	35	Jake Dixon	Superteen	Aprilia	125©	8	12:05.075	1.962	1:28.893	79.052	4
4	114	Jack Keen	Superteen	Aprilia	125	8	12:06.034	2.921	1:28.609	79.306	4
5	55	Chrissy Rouse	Superteen	Aprilia	125	8	12:08.374	5.261	1:29.208	78.773	4
6	14	Luke Buckingham	Superteen	Aprilia	125	8	12:10.776	7.663	1:29.403	78.601	8
7	58	Harry Hartley	Superteen	Aprilia	125	8	12:10.832	7.719	1:28.452	79.446	7
8	43	Sidney Hargreaves	Superteen	Aprilia	125©	8	12:13.405	10.292	1:29.600	78.429	7
9	20	Tom Oliver	Superteen	Aprilia	125	8	12:14.020	10.907	1:29.997	78.083	2
10	94	Jamie Thackeray	Superteen	Aprilia	125	8	12:14.243	11.130	1:29.619	78.412	8
11	61	Harry Coomber	Superteen	Aprilia	125©	8	12:14.428	11.315	1:30.013	78.069	6
12	7	Callan Cooper	Superteen	Aprilia	125©	8	12:15.733	12.620	1:30.067	78.022	2
13	24	Tommy Mountain	Superteen	Aprilia	125	8	12:16.141	13.028	1:29.955	78.119	3
14	73	Sam Cherry	Superteen	Aprilia	125	8	12:22.702	19.589	1:30.158	77.943	8
15	72	Brad Shaw	Superteen	Aprilia	125©	8	12:23.619	20.506	1:30.624	77.542	8
16	23	Matthew Hartley	Superteen	Aprilia	125	8	12:26.676	23.563	1:30.818	77.377	8
17	95	Luke Thackeray	Superteen	Aprilia	125	8	12:27.532	24.419	1:29.859	78.203	8
18	77	James Robinson	Superteen	Aprilia	125	8	12:28.407	25.294	1:31.270	76.994	6
19	51	Luke Helm	Superteen	Aprilia	125	8	12:30.526	27.413	1:31.802	76.547	4
20	111	Joe Collier	Superteen	Aprilia	125©	8	12:33.776	30.663	1:31.976	76.403	2
21	99	Jordan Hole	Superteen	Aprilia	125©	8	12:43.637	40.524	1:32.766	75.752	4
22	21	Max Symonds	Superteen	Aprilia	125	8	12:44.193	41.080	1:33.375	75.258	6
23	9	Ben Luxton	Superteen	Aprilia	125	8	12:46.812	43.699	1:33.050	75.521	8
24	46	Josh Corner	Superteen	Aprilia	125	8	12:47.027	43.914	1:32.966	75.589	4
25	4	Sam Thompson	Superteen	Aprilia	125©	8	12:56.454	53.341	1:32.870	75.667	6
26	11	Aaron Maxfield	Superteen	Aprilia	125©	8	13:03.486	1:00.373	1:34.032	74.732	5
27	32	Nick Clift	Superteen	Aprilia	125	8	13:04.581	1:01.468	1:36.161	73.077	8
28	3	Michael Clifford	Superteen	Aprilia	125	8	13:08.613	1:05.500	1:33.792	74.923	6
29	194	Robyn Lindsay	Superteen	Aprilia	125	8	13:08.862	1:05.749	1:35.330	73.714	8
30	34	Louis Dawson	Superteen	Aprilia	125©	8	13:10.374	1:07.261	1:36.296	72.975	7
31	19	Charley Oakland	Superteen	Aprilia	125	8	13:10.524	1:07.411	1:34.320	74.504	8
32	27	James Pickford	Superteen	Aprilia	125©	8	13:10.761	1:07.648	1:35.946	73.241	6
33	15	Ross Twyman	Superteen	Aprilia	125	8	13:11.418	1:08.305	1:36.171	73.070	6
34	155	Tommy Philip	Superteen	Aprilia	125	8	13:23.977	1:20.864	1:36.950	72.483	2
35	75	Bradley Jones	Superteen	Aprilia	125©	8	13:33.749	1:30.636	1:37.978	71.722	8
36	37	Clinton Carver	Superteen	Aprilia	125©	7	12:08.744	1 Lap	1:38.832	71.102	2
37	29	Rhys Hutchinson	Superteen	Aprilia	125©	7	12:49.824	1 Lap	1:47.277	65.505	4
38	71	Qays Hashmi	Superteen	Aprilia	125©	7	13:08.567	1 Lap	1:50.177	63.781	5


Announcements

NO TRANSPONDER - No 29

Margin of Victory	Avg. Speed	Best Lap Tm	Best Spd	Best Lap by
1.773	77.744	1:27.399	80.404	80 - Callum Bey

Chief Timekeeper:
Clerk of Course:
Weather & Track: Overcast / Damp
Results: www.sportstiming.com





Thundersport GB - Rounds 5 and 6

Sorted on Laps

Aprilia Superteen Challenge

Snetterton 1.952 Miles

Race 13

03/05/2010 15:48

Race started at 15:48:44

Pos	No.	Name	Class	Make	Model	Laps	Total Tm	Diff	Best Tm	Best Spd	In Lap
Not classified ()											
	17	Alastair Dayus	Superteen	Aprilia	125©	2	3:37.345	DNF	1:41.551	69.199	2
	18	Marcus Tatchell	Superteen	Aprilia	125		6.259	DNF		-	0

Announcements

NO TRANSPONDER - No 29

Margin of Victory	Avg. Speed	Best Lap Tm	Best Spd	Best Lap by
1.773	77.744	1:27.399	80.404	80 - Callum Bey

Chief Timekeeper:

Clerk of Course:

Weather & Track: Overcast / Damp

Results: www.sportstimeservices.com





Thundersport GB - Rounds 5 and 6

Lapchart

Aprilia Superteen Challenge

Snetterton 1.952 Miles

Race 13

03/05/2010 15:48

Race started at 15:48:44

Competitors	Laps									
	0	1	2	3	4	5	6	7	8	
Tom Oliver (20)	1	20	35	35	35	35	114	88	88	88
Josh Daley (88)	2	88	114	114	55	114	35	35	35	80
Chrissy Rouse (55)	3	55	88	55	114	55	88	114	80	35
Callum Bey (80)	4	80	55	88	88	88	55	55	114	114
Harry Hartley (58)	5	58	14	20	20	20	80	80	55	55
Jack Keen (114)	6	114	20	14	14	80	14	14	58	14
Callan Cooper (7)	7	7	80	7	24	14	20	20	14	58
Jake Dixon (35)	8	35	7	24	7	24	24	58	43	43
Jamie Thackeray (94)	9	94	24	61	80	7	7	61	20	20
Luke Buckingham (14)	10	14	94	80	61	61	61	43	61	94
Tommy Mountain (24)	11	24	61	94	43	43	43	24	94	61
Sam Cherry (73)	12	73	43	43	94	94	58	7	24	7
Brad Shaw (72)	13	72	111	111	58	58	94	94	7	24
Marcus Tatchell (18)	14	18	58	72	72	72	72	73	73	
James Robinson (77)	15	77	72	58	111	111	73	73	72	72
Harry Coomber (61)	16	61	73	95	95	73	95	23	23	23
Joe Collier (111)	17	111	95	51	77	95	23	77	77	95
Matthew Hartley (23)	18	23	51	77	51	77	111	95	95	77
Ben Luxton (9)	19	9	21	73	23	51	77	51	51	51
Sidney Hargreaves (43)	20	43	77	23	73	23	51	111	111	111
Luke Helm (51)	21	51	23	21	21	99	99	99	99	99
Nick Clift (32)	22	32	9	99	99	21	46	46	21	21
Max Symonds (21)	23	21	99	46	46	46	21	21	46	9
Luke Thackeray (95)	24	95	46	9	9	9	9	9	9	46
Michael Clifford (3)	25	3	32	32	32	32	4	4	4	4
Josh Corner (46)	26	46	155	155	34	4	4	32	11	11
Jordan Hole (99)	27	99	34	34	155	34	11	11	32	32
Bradley Jones (75)	28	75	27	27	4	27	27	27	3	3
Ross Twyman (15)	29	15	15	15	27	194	34	34	27	194
Louis Dawson (34)	30	34	4	4	15	11	194	194	34	34
Alastair Dayus (17)	31	17	3	3	194	15	15	3	194	19
Aaron Maxfield (11)	32	11	37	194	11	155	3	15	15	27
James Pickford (27)	33	27	194	11	3	3	155	19	19	15
Robyn Lindsay (194)	34	194	11	37	19	19	19	155	155	155
Sam Thompson (4)	35	4	17	19	37	75	37	37	75	75
Tommy Philip (155)	36	155	75	75	75	37	75	75	37	
Charley Oakland (19)	37	19	19	17	71	71	71	71	71	
Clinton Carver (37)	38	37	71	71	29	29	29	29		
Qays Hashmi (71)	39	71	29	29						
Rhys Hutchinson (29)	40	29								

Chief Timekeeper:


Clerk of Course:

Weather & Track: Overcast / Damp

Results: www.sportstimingservices.com

Printed: 03/05/2010 16:03:32





Thundersport GB - Rounds 5 and 6

Aprilia Superteen Challenge

Snetterton 1.952 Miles

Race 13

03/05/2010 15:48

Race started at 15:48:44

Lap	Lap Tm	Diff	Time of Day
(88) Josh Daley			
1	1:38.507	+10.181	15:50:22.914
2	1:30.397	+2.071	15:51:53.311
3	1:30.152	+1.826	15:53:23.463
4	1:28.854	+0.528	15:54:52.317
5	1:28.326		15:56:20.643
6	1:28.569	+0.243	15:57:49.212
7	1:28.381	+0.055	15:59:17.593
8	1:29.622	+1.296	16:00:47.215

Lap	Lap Tm	Diff	Time of Day
(80) Callum Bey			
1	1:40.225	+12.826	15:50:24.731
2	1:32.153	+4.754	15:51:56.884
3	1:29.498	+2.099	15:53:26.382
4	1:28.778	+1.379	15:54:55.160
5	1:29.368	+1.969	15:56:24.528
6	1:28.616	+1.217	15:57:53.144
7	1:27.399		15:59:20.543
8	1:28.445	+1.046	16:00:48.988

Lap	Lap Tm	Diff	Time of Day
(35) Jake Dixon			
1	1:32.898	+4.005	15:50:22.561
2	1:29.764	+0.871	15:51:52.325
3	1:29.449	+0.556	15:53:21.774
4	1:28.893		15:54:50.667
5	1:29.897	+1.004	15:56:20.564
6	1:29.250	+0.357	15:57:49.814
7	1:29.592	+0.699	15:59:19.406
8	1:29.771	+0.878	16:00:49.177

Lap	Lap Tm	Diff	Time of Day
(114) Jack Keen			
1	1:33.759	+5.150	15:50:22.762
2	1:29.812	+1.203	15:51:52.574
3	1:29.661	+1.052	15:53:22.235
4	1:28.609		15:54:50.844
5	1:29.410	+0.801	15:56:20.254
6	1:30.458	+1.849	15:57:50.712
7	1:30.108	+1.499	15:59:20.820
8	1:29.316	+0.707	16:00:50.136

Lap	Lap Tm	Diff	Time of Day
(55) Chrissy Rouse			
1	1:38.585	+9.377	15:50:23.088
2	1:29.706	+0.498	15:51:52.794
3	1:29.429	+0.221	15:53:22.223
4	1:29.208		15:54:51.431
5	1:29.670	+0.462	15:56:21.101
6	1:30.360	+1.152	15:57:51.461
7	1:30.287	+1.079	15:59:21.748
8	1:30.728	+1.520	16:00:52.476

Lap	Lap Tm	Diff	Time of Day
(14) Luke Buckingham			
1	1:34.252	+4.849	15:50:24.164
2	1:30.582	+1.179	15:51:54.746
3	1:30.431	+1.028	15:53:25.177
4	1:30.240	+0.837	15:54:55.417
5	1:29.962	+0.559	15:56:25.379
6	1:30.078	+0.675	15:57:55.457
7	1:30.018	+0.615	15:59:25.475
8	1:29.403		16:00:54.878

Lap	Lap Tm	Diff	Time of Day
(58) Harry Hartley			
1	1:38.412	+9.960	15:50:27.384
2	1:31.838	+3.386	15:51:59.222
3	1:30.493	+2.041	15:53:29.715
4	1:29.934	+1.482	15:54:59.649
5	1:28.470	+0.018	15:56:28.119
6	1:28.878	+0.426	15:57:56.997
7	1:28.452		15:59:25.449
8	1:29.485	+1.033	16:00:54.934

Lap	Lap Tm	Diff	Time of Day
(43) Sidney Hargreaves			
1	1:35.523	+5.923	15:50:26.468
2	1:31.029	+1.429	15:51:57.497
3	1:29.923	+0.323	15:53:27.420
4	1:30.609	+1.009	15:54:58.029
5	1:30.009	+0.409	15:56:28.038
6	1:30.008	+0.408	15:57:58.046
7	1:29.600		15:59:27.646
8	1:29.861	+0.261	16:00:57.507

Lap	Lap Tm	Diff	Time of Day
(20) Tom Oliver			
1	1:40.154	+10.157	15:50:24.256
2	1:29.997		15:51:54.253
3	1:30.181	+0.184	15:53:24.434
4	1:30.657	+0.660	15:54:55.091
5	1:30.557	+0.560	15:56:25.648
6	1:30.701	+0.704	15:57:56.349
7	1:31.327	+1.330	15:59:27.676
8	1:30.446	+0.449	16:00:58.122

Lap	Lap Tm	Diff	Time of Day
(94) Jamie Thackeray			
1	1:36.107	+6.488	15:50:25.779
2	1:31.372	+1.753	15:51:57.151
3	1:30.927	+1.308	15:53:28.078
4	1:30.577	+0.958	15:54:58.655
5	1:29.998	+0.379	15:56:28.653
6	1:30.258	+0.639	15:57:58.911
7	1:29.815	+0.196	15:59:28.726
8	1:29.619		16:00:58.345

Lap	Lap Tm	Diff	Time of Day
(61) Harry Coomber			
1	1:35.294	+5.281	15:50:25.868
2	1:30.609	+0.596	15:51:56.477
3	1:30.028	+0.015	15:53:26.505
4	1:31.032	+1.019	15:54:57.537
5	1:30.160	+0.147	15:56:27.697
6	1:30.013		15:57:57.710
7	1:30.589	+0.576	15:59:28.299
8	1:30.231	+0.218	16:00:58.530

Lap	Lap Tm	Diff	Time of Day
(7) Callan Cooper			
1	1:36.068	+6.001	15:50:25.072
2	1:30.067		15:51:55.139
3	1:30.711	+0.644	15:53:25.850
4	1:30.703	+0.636	15:54:56.553
5	1:30.626	+0.559	15:56:27.179
6	1:31.655	+1.588	15:57:58.834
7	1:30.890	+0.823	15:59:29.724
8	1:30.111	+0.044	16:00:59.835

(24) Tommy Mountain			
----------------------------	--	--	--

Lap	Lap Tm	Diff	Time of Day
1	1:35.189	+5.234	15:50:25.162
2	1:30.732	+0.777	15:51:55.894
3	1:29.955		15:53:25.849
4	1:30.090	+0.135	15:54:55.939
5	1:30.722	+0.767	15:56:26.661
6	1:31.598	+1.643	15:57:58.259
7	1:31.349	+1.394	15:59:29.608
8	1:30.635	+0.680	16:01:00.243

Lap	Lap Tm	Diff	Time of Day
(73) Sam Cherry			
1	1:38.016	+7.858	15:50:28.266
2	1:33.945	+3.787	15:52:02.211
3	1:32.399	+2.241	15:53:34.610
4	1:30.369	+0.211	15:55:04.979
5	1:30.953	+0.795	15:56:35.932
6	1:30.256	+0.098	15:58:06.188
7	1:30.458	+0.300	15:59:36.646
8	1:30.158		16:01:06.804

Lap	Lap Tm	Diff	Time of Day
(72) Brad Shaw			
1	1:37.046	+6.422	15:50:27.397
2	1:31.689	+1.065	15:51:59.086
3	1:31.446	+0.822	15:53:30.532
4	1:31.917	+1.293	15:55:02.449
5	1:31.236	+0.612	15:56:33.685
6	1:31.473	+0.849	15:58:05.158
7	1:31.939	+1.315	15:59:37.097
8	1:30.624		16:01:07.721

Lap	Lap Tm	Diff	Time of Day
(23) Matthew Hartley			
1	1:39.720	+8.902	15:50:30.525
2	1:32.324	+1.506	15:52:02.849
3	1:31.705	+0.887	15:53:34.554
4	1:31.658	+0.840	15:55:06.212
5	1:31.328	+0.510	15:56:37.540
6	1:31.075	+0.257	15:58:08.615
7	1:31.345	+0.527	15:59:39.960
8	1:30.818		16:01:10.778

Lap	Lap Tm	Diff	Time of Day
(95) Luke Thackeray			
1	1:37.047	+7.188	15:50:28.689
2	1:32.654	+2.795	15:52:01.343
3	1:31.597	+1.738	15:53:32.940
4	1:32.127	+2.268	15:55:05.067
5	1:32.120	+2.261	15:56:37.187
6	1:32.666	+2.807	15:58:09.853
7	1:31.922	+2.063	15:59:41.775
8	1:29.859		16:01:11.634

Lap	Lap Tm	Diff	Time of Day
(77) James Robinson			
1	1:39.327	+8.057	15:50:29.791
2	1:32.145	+0.875	15:52:01.936
3	1:31.846	+0.576	15:53:33.782
4	1:31.806	+0.536	15:55:05.588
5	1:32.522	+1.252	15:56:38.110
6	1:31.270		15:58:09.380
7	1:31.635	+0.365	15:59:41.015
8	1:31.494	+0.224	16:01:12.509

(51) Luke Helm			
1	1:37.400	+5.598	15:50:28.739

Chief Timekeeper:

Clerk of Course:

Weather & Track: Overcast / Damp

Results: www.sportstimingservices.com

Printed: 03/05/2010 16:06:45





Thundersport GB - Rounds 5 and 6

Aprilia Superteen Challenge

Snetterton 1.952 Miles

Race 13

03/05/2010 15:48

Race started at 15:48:44

Lap	Lap Tm	Diff	Time of Day
2	1:33.112	+1.310	15:52:01.851
3	1:32.319	+0.517	15:53:34.170
4	1:31.802		15:55:05.972
5	1:32.444	+0.642	15:56:38.416
6	1:32.011	+0.209	15:58:10.427
7	1:32.363	+0.561	15:59:42.790
8	1:31.838	+0.036	16:01:14.628

(111) Joe Collier

1	1:36.273	+4.297	15:50:26.888
2	1:31.976		15:51:58.864
3	1:32.287	+0.311	15:53:31.151
4	1:33.216	+1.240	15:55:04.367
5	1:33.605	+1.629	15:56:37.972
6	1:33.089	+1.113	15:58:11.061
7	1:33.273	+1.297	15:59:44.334
8	1:33.544	+1.568	16:01:17.878

(99) Jordan Hole

1	1:40.015	+7.249	15:50:32.085
2	1:33.401	+0.635	15:52:05.486
3	1:33.107	+0.341	15:53:38.593
4	1:32.766		15:55:11.359
5	1:33.725	+0.959	15:56:45.084
6	1:34.295	+1.529	15:58:19.379
7	1:33.554	+0.788	15:59:52.933
8	1:34.806	+2.040	16:01:27.739

(21) Max Symonds

1	1:38.236	+4.861	15:50:29.617
2	1:34.378	+1.003	15:52:03.995
3	1:34.052	+0.677	15:53:38.047
4	1:34.006	+0.631	15:55:12.053
5	1:34.995	+1.620	15:56:47.048
6	1:33.375		15:58:20.423
7	1:33.634	+0.259	15:59:54.057
8	1:34.238	+0.863	16:01:28.295

(9) Ben Luxton

1	1:40.744	+7.694	15:50:31.549
2	1:35.766	+2.716	15:52:07.315
3	1:34.790	+1.740	15:53:42.105
4	1:34.243	+1.193	15:55:16.348
5	1:33.897	+0.847	15:56:50.245
6	1:33.351	+0.301	15:58:23.596
7	1:34.268	+1.218	15:59:57.864
8	1:33.050		16:01:30.914

(46) Josh Corner

1	1:40.679	+7.713	15:50:32.735
2	1:33.612	+0.646	15:52:06.347
3	1:33.645	+0.679	15:53:39.992
4	1:32.966		15:55:12.958
5	1:33.689	+0.723	15:56:46.647
6	1:33.717	+0.751	15:58:20.364
7	1:35.424	+2.458	15:59:55.788
8	1:35.341	+2.375	16:01:31.129

(4) Sam Thompson

1	1:43.813	+10.943	15:50:36.987
2	1:37.247	+4.377	15:52:14.234

Lap	Lap Tm	Diff	Time of Day
3	1:36.506	+3.636	15:53:50.740
4	1:35.512	+2.642	15:55:26.252
5	1:33.708	+0.838	15:56:59.960
6	1:32.870		15:58:32.830
7	1:33.764	+0.894	16:00:06.594
8	1:33.962	+1.092	16:01:40.556

(11) Aaron Maxfield

1	1:47.271	+13.239	15:50:39.805
2	1:36.923	+2.891	15:52:16.728
3	1:35.925	+1.893	15:53:52.653
4	1:36.394	+2.362	15:55:29.047
5	1:34.032		15:57:03.079
6	1:34.665	+0.633	15:58:37.744
7	1:34.679	+0.647	16:00:12.423
8	1:35.165	+1.133	16:01:47.588

(32) Nick Clift

1	1:41.432	+5.271	15:50:32.813
2	1:36.417	+0.256	15:52:09.230
3	1:36.629	+0.468	15:53:45.859
4	1:36.398	+0.237	15:55:22.257
5	1:36.213	+0.052	15:56:58.470
6	1:37.615	+1.454	15:58:36.085
7	1:36.437	+0.276	16:00:12.522
8	1:36.161		16:01:48.683

(3) Michael Clifford

1	1:45.827	+12.035	15:50:37.750
2	1:36.763	+2.971	15:52:14.513
3	1:40.925	+7.133	15:53:55.438
4	1:37.288	+3.496	15:55:32.726
5	1:35.578	+1.786	15:57:08.304
6	1:33.792		15:58:42.096
7	1:34.900	+1.108	16:00:16.996
8	1:35.719	+1.927	16:01:52.715

(194) Robyn Lindsay

1	1:45.630	+10.300	15:50:38.763
2	1:36.506	+1.176	15:52:15.269
3	1:36.823	+1.493	15:53:52.092
4	1:36.689	+1.359	15:55:28.781
5	1:37.221	+1.891	15:57:06.002
6	1:35.502	+0.172	15:58:41.504
7	1:36.130	+0.800	16:00:17.634
8	1:35.330		16:01:52.964

(34) Louis Dawson

1	1:42.326	+6.030	15:50:34.776
2	1:38.103	+1.807	15:52:12.879
3	1:37.291	+0.995	15:53:50.170
4	1:37.544	+1.248	15:55:27.714
5	1:37.231	+0.935	15:57:04.945
6	1:36.360	+0.064	15:58:41.305
7	1:36.296		16:00:17.601
8	1:36.875	+0.579	16:01:54.476

(19) Charley Oakland

1	1:47.725	+13.405	15:50:41.089
2	1:36.976	+2.656	15:52:18.065
3	1:38.217	+3.897	15:53:56.282

Lap	Lap Tm	Diff	Time of Day
4	1:37.403	+3.083	15:55:33.685
5	1:35.716	+1.396	15:57:09.401
6	1:35.751	+1.431	15:58:45.152
7	1:35.154	+0.834	16:00:20.306
8	1:34.320		16:01:54.626

(27) James Pickford

1	1:42.884	+6.938	15:50:35.432
2	1:38.034	+2.088	15:52:13.466
3	1:37.539	+1.593	15:53:51.005
4	1:37.492	+1.546	15:55:28.497
5	1:36.292	+0.346	15:57:04.789
6	1:35.946		15:58:40.735
7	1:36.268	+0.322	16:00:17.003
8	1:37.860	+1.914	16:01:54.863

(15) Ross Twyman

1	1:43.258	+7.087	15:50:35.598
2	1:37.922	+1.751	15:52:13.520
3	1:38.265	+2.094	15:53:51.785
4	1:38.208	+2.037	15:55:29.993
5	1:36.585	+0.414	15:57:06.578
6	1:36.171		15:58:42.749
7	1:36.533	+0.362	16:00:19.282
8	1:36.238	+0.067	16:01:55.520

(155) Tommy Philip

1	1:41.408	+4.458	15:50:34.601
2	1:36.950		15:52:11.551
3	1:38.624	+1.674	15:53:50.175
4	1:40.110	+3.160	15:55:30.285
5	1:38.663	+1.713	15:57:08.948
6	1:39.909	+2.959	15:58:48.857
7	1:39.625	+2.675	16:00:28.482
8	1:39.597	+2.647	16:02:08.079

(75) Bradley Jones

1	1:48.116	+10.138	15:50:40.310
2	1:39.874	+1.896	15:52:20.184
3	1:39.571	+1.593	15:53:59.755
4	1:39.602	+1.624	15:55:39.357
5	1:40.116	+2.138	15:57:19.473
6	1:39.968	+1.990	15:58:59.441
7	1:40.432	+2.454	16:00:39.873
8	1:37.978		16:02:17.851

(37) Clinton Carver

1	1:44.956	+6.124	15:50:38.350
2	1:38.832		15:52:17.182
3	1:42.379	+3.547	15:53:59.561
4	1:39.818	+0.986	15:55:39.379
5	1:39.617	+0.785	15:57:18.996
6	1:40.383	+1.551	15:58:59.379
7	1:53.467	+14.635	16:00:52.846

(29) Rhys Hutchinson

1	1:47.639	+0.362	15:52:30.375
2	1:48.018	+0.741	15:54:18.393
3	1:47.473	+0.196	15:56:05.866
4	1:47.277		15:57:53.143
5	1:49.998	+2.721	15:59:43.141

Chief Timekeeper:

Clerk of Course:

Weather & Track: Overcast / Damp

Results: www.sportstimingservices.com

Printed: 03/05/2010 16:06:45





Thundersport GB - Rounds 5 and 6

Aprilia Superteen Challenge

Snetterton 1.952 Miles

Race 13

03/05/2010 15:48

Race started at 15:48:44

Lap	Lap Tm	Diff	Time of Day
6	1:50.785	+3.508	16:01:33.926
(71) Qays Hashmi			
1	1:51.433	+1.256	15:50:45.227
2	1:50.214	+0.037	15:52:35.441
3	1:51.964	+1.787	15:54:27.405
4	1:52.842	+2.665	15:56:20.247
5	1:50.177		15:58:10.424
6	1:51.882	+1.705	16:00:02.306
7	1:50.363	+0.186	16:01:52.669
(17) Alastair Dayus			
1	1:47.399	+5.848	15:50:39.896
2	1:41.551		15:52:21.447

Lap	Lap Tm	Diff	Time of Day
-----	--------	------	-------------

Lap	Lap Tm	Diff	Time of Day
-----	--------	------	-------------

Chief Timekeeper:

Clerk of Course:

Weather & Track: Overcast / Damp

Results: www.sportstimingservices.com

Printed: 03/05/2010 16:06:45





Thundersport GB - Rounds 5 and 6

Sorted on Best Lap time

BMC Filters Formula 600

Snetterton 1.952 Miles

1st Qualifying

01/05/2010 14:48

Practice started at 14:48:14

Pos	No.	Name	Class	Make	Model	Best Tm	In Lap	Diff	2nd Best	2nd Lap
1	34	Chris Mort	F600	Triumph	675	1:11.260	12		1:11.791	8
2	175	Michael Price	F600	Triumph	675	1:11.438	4	0.178	1:12.034	1
3	14	Ben Field	F600	Honda	600	1:12.276	11	1.016	1:12.396	8
4	33	Tom Meehan	F600	Yamaha	600	1:12.405	12	1.145	1:13.167	10
5	169	Darryl Cox	F600	Honda	600	1:12.465	12	1.205	1:12.900	6
6	143	Seb Bulpin	F600	Yamaha	600	1:12.474	3	1.214	1:12.529	4
7	51	Adam Oliver	F600	Honda	600	1:12.482	10	1.222	1:12.689	9
8	91	James Henry	F600	Yamaha	600	1:12.489	12	1.229	1:12.880	10
9	15	Alan Tanton	F600	Yamaha	600	1:12.657	4	1.397	1:13.836	6
10	71	Jody Lees	F600	Yamaha	600	1:12.686	9	1.426	1:12.815	11
11	5	Sam Middlemas	F600	Triumph	675	1:12.740	7	1.480	1:13.021	10
12	29	Alan Hill	F600	Yamaha	600	1:13.293	6	2.033	1:13.623	7
13	22	Richard McNeil	F600	Suzuki	600	1:13.504	3	2.244	1:13.549	4
14	100	John Fuller	F600	Yamaha	600	1:13.783	5	2.523	1:13.832	6
15	64	Tom McHale	F600	Honda	600	1:13.905	12	2.645	1:14.791	11
16	9	Paul Charman	F600	Suzuki	600	1:14.368	11	3.108	1:14.597	12
17	111	Michael Wallis	F600	Yamaha	600	1:14.937	6	3.677	1:14.981	7
18	121	Chris Barnes	F600	Yamaha	600	1:14.988	7	3.728	1:15.369	5
19	47	Chris Fabian	F600	Suzuki	600	1:15.277	6	4.017	1:15.366	5
20	90	Aaron Hay	F600	Yamaha	600	1:15.277	9	4.017	1:15.920	6
21	19	Maria Costello	F600	Yamaha	600	1:15.353	4	4.093	1:16.567	3
22	126	Dean Young	F600	Yamaha	600	1:16.067	11	4.807	1:16.119	12
23	96	Callum O'Shea	F600	Honda	600	1:16.249	8	4.989	1:16.425	4
24	59	Brandon Barker	F600	Honda	600	1:16.256	10	4.996	1:16.406	12
25	58	John Byrne	F600	Yamaha	600	1:16.321	10	5.061	1:16.792	12
26	176	Kevin English	F600	Yamaha	600	1:16.461	10	5.201	1:16.951	11
27	43	Chris Wilkinson	F600	Yamaha	600	1:16.559	4	5.299	1:17.186	3
28	164	Dermot Deegan	F600	Honda	600	1:17.530	7	6.270	1:17.809	11
29	7	Jodie Chalk	F600	Triumph	675	1:17.579	2	6.319	1:17.724	3
30	21	Austen Wilson	F600	Yamaha	600	1:17.813	8	6.553	1:18.144	10
31	88	Andre Nakkurt	F600	Kawasaki	600	1:19.613	3	8.353	1:21.081	2
32	76	Dan Shailer	F600	Honda	600	1:20.259	8	8.999	1:20.494	10

Chief Timekeeper:

Clerk of Course:

Weather & Track: Bright / Dry

Results: www.sportstimingsservices.com

Printed: 01/05/2010 15:04:32





Thundersport GB - Rounds 5 and 6

Sorted on Best Lap time

BMC Filters Formula 600

Snetterton 1.952 Miles

2nd Qualifying

02/05/2010 09:44

Practice started at 9:44:34

Pos	No.	Name	Class	Make	Model	Best Tm	In Lap	Diff	2nd Best	2nd Lap
1	34	Chris Mort	F600	Triumph	675	1:22.650	3		1:25.053	2
2	169	Darryl Cox	F600	Honda	600	1:23.589	3	0.939	1:26.244	2
3	100	John Fuller	F600	Yamaha	600	1:23.803	2	1.153	1:24.151	3
4	14	Ben Field	F600	Honda	600	1:24.336	6	1.686	1:24.453	3
5	59	Brandon Barker	F600	Honda	600	1:24.854	3	2.204	1:26.776	2
6	22	Richard McNeil	F600	Suzuki	600	1:24.866	3	2.216	1:27.308	2
7	175	Michael Price	F600	Triumph	675	1:25.311	6	2.661	1:25.643	3
8	9	Paul Charman	F600	Suzuki	600	1:25.412	3	2.762	1:25.724	2
9	71	Jody Lees	F600	Yamaha	600	1:25.458	7	2.808	1:25.510	3
10	51	Adam Oliver	F600	Honda	600	1:25.729	3	3.079	1:26.422	2
11	64	Tom McHale	F600	Honda	600	1:26.800	3	4.150	1:28.353	2
12	90	Aaron Hay	F600	Yamaha	600	1:27.006	3	4.356	1:28.407	2
13	58	John Byrne	F600	Yamaha	600	1:27.484	3	4.834	1:31.579	2
14	96	Callum O'Shea	F600	Honda	600	1:28.327	3	5.677	1:30.915	2
15	43	Chris Wilkinson	F600	Yamaha	600	1:29.811	3	7.161	1:31.750	7
16	7	Jodie Chalk	F600	Triumph	675	1:30.062	3	7.412	1:31.610	2
17	19	Maria Costello	F600	Yamaha	600	1:30.904	3	8.254	1:31.163	2
18	76	Dan Shailer	F600	Honda	600	1:32.890	7	10.240	1:34.759	3
19	15	Alan Tanton	F600	Yamaha	600	1:43.049	1	20.399		0
20	33	Tom Meehan	F600	Yamaha	600	1:44.656	1	22.006		0
21	88	Andre Nakkurt	F600	Kawasaki	600		0			0
22	111	Michael Wallis	F600	Yamaha	600		0			0

Chief Timekeeper:

Clerk of Course:

Weather & Track: Rain / Damp

Results: www.sportstimingsservices.com

Printed: 02/05/2010 10:09:51





Thundersport GB - Rounds 5 and 6

BMC Filters Formula 600

Snetterton 1.952 Miles

Qualifying Overall

Pos	No.	Name	Class	Make	Model	Overall BestTm	R1. Best Tm	R2. Best Tm	Diff
1	34	Chris Mort	F600	Triumph	675	1:11.260	1:11.260	1:22.650	
2	175	Michael Price	F600	Triumph	675	1:11.438	1:11.438	1:25.311	0.178
3	14	Ben Field	F600	Honda	600	1:12.276	1:12.276	1:24.336	1.016
4	33	Tom Meehan	F600	Yamaha	600	1:12.405	1:12.405	1:44.656	1.145
5	169	Darryl Cox	F600	Honda	600	1:12.465	1:12.465	1:23.589	1.205
6	143	Seb Bulpin	F600	Yamaha	600	1:12.474	1:12.474		1.214
7	51	Adam Oliver	F600	Honda	600	1:12.482	1:12.482	1:25.729	1.222
8	91	James Henry	F600	Yamaha	600	1:12.489	1:12.489		1.229
9	15	Alan Tanton	F600	Yamaha	600	1:12.657	1:12.657	1:43.049	1.397
10	71	Jody Lees	F600	Yamaha	600	1:12.686	1:12.686	1:25.458	1.426
11	5	Sam Middlemas	F600	Triumph	675	1:12.740	1:12.740		1.480
12	29	Alan Hill	F600	Yamaha	600	1:13.293	1:13.293		2.033
13	22	Richard McNeil	F600	Suzuki	600	1:13.504	1:13.504	1:24.866	2.244
14	100	John Fuller	F600	Yamaha	600	1:13.783	1:13.783	1:23.803	2.523
15	64	Tom McHale	F600	Honda	600	1:13.905	1:13.905	1:26.800	2.645
16	9	Paul Charman	F600	Suzuki	600	1:14.368	1:14.368	1:25.412	3.108
17	111	Michael Wallis	F600	Yamaha	600	1:14.937	1:14.937		3.677
18	121	Chris Barnes	F600	Yamaha	600	1:14.988	1:14.988		3.728
19	47	Chris Fabian	F600	Suzuki	600	1:15.277	1:15.277		4.017
20	90	Aaron Hay	F600	Yamaha	600	1:15.277	1:15.277	1:27.006	4.017
21	19	Maria Costello	F600	Yamaha	600	1:15.353	1:15.353	1:30.904	4.093
22	126	Dean Young	F600	Yamaha	600	1:16.067	1:16.067		4.807
23	96	Callum O'Shea	F600	Honda	600	1:16.249	1:16.249	1:28.327	4.989
24	59	Brandon Barker	F600	Honda	600	1:16.256	1:16.256	1:24.854	4.996
25	58	John Byrne	F600	Yamaha	600	1:16.321	1:16.321	1:27.484	5.061
26	176	Kevin English	F600	Yamaha	600	1:16.461	1:16.461		5.201
27	43	Chris Wilkinson	F600	Yamaha	600	1:16.559	1:16.559	1:29.811	5.299
28	164	Dermot Deegan	F600	Honda	600	1:17.530	1:17.530		6.270
29	7	Jodie Chalk	F600	Triumph	675	1:17.579	1:17.579	1:30.062	6.319
30	21	Austen Wilson	F600	Yamaha	600	1:17.813	1:17.813		6.553
31	88	Andre Nakkurt	F600	Kawasaki	600	1:19.613	1:19.613		8.353
32	76	Dan Shailer	F600	Honda	600	1:20.259	1:20.259	1:32.890	8.999

Chief Timekeeper:

Clerk of Course:

Weather & Track:

Results: www.sportstimingservices.com

Printed: 02/05/2010 10:10:36






Thundersport GB - Rounds 5 and 6

Snetterton 1.952 Miles

BMC Filters Formula 600

02/05/2010

Sunday Race 6 (Superpole)



POLE POSITION

** NOTE: USE RED GRID POSITIONS ONLY **

1	1 34	2 175	3 14	4 33
2	5 169	6 143	7 51	8 91
3	9 15	10 71	11 5	12 29
4	13 22	14 100	15 64	16 9
5	17 111	18 121	19 47	20 90
6	21 19	22 126	23 96	24 59
7	25 58	26 176	27 43	28 164
8	29 7	30 21	31 88	32 76

** NOTE: USE RED GRID POSITIONS ONLY **

Chief Timekeeper:

Clerk of Course:

Weather & Track:

Results: www.sportstimeservices.com

Printed: 02/05/2010 10:12:58





Thundersport GB - Rounds 5 and 6

Sorted on Laps

BMC Filters Formula 600

Snetterton 1.952 Miles

Race 6 (Superpole)

02/05/2010 14:30

Race started at 14:30:30

Pos	No.	Name	Class	Make	Model	Laps	Total Tm	Diff	Best Tm	Best Spd	In Lap
1	175	Michael Price	F600	Triumph	675	9	11:08.500		1:12.218	97.305	7
2	91	James Henry	F600	Yamaha	600	9	11:13.753	5.253	1:13.252	95.932	8
3	51	Adam Oliver	F600	Honda	600	9	11:14.819	6.319	1:12.663	96.709	8
4	14	Ben Field	F600	Honda	600	9	11:15.171	6.671	1:12.244	97.270	9
5	15	Alan Tanton	F600	Yamaha	600	9	11:15.942	7.442	1:13.109	96.119	8
6	169	Darryl Cox	F600	Honda	600	9	11:16.855	8.355	1:12.891	96.407	8
7	121	Chris Barnes	F600	Yamaha	600	9	11:19.909	11.409	1:13.745	95.291	9
8	71	Jody Lees	F600	Yamaha	600	9	11:21.690	13.190	1:13.739	95.298	8
9	143	Seb Bulpin	F600	Yamaha	600	9	11:21.875	13.375	1:13.726	95.315	9
10	29	Alan Hill	F600	Yamaha	600	9	11:23.584	15.084	1:13.958	95.016	7
11	33	Tom Meehan	F600	Yamaha	600	9	11:25.872	17.372	1:13.403	95.735	4
12	5	Sam Middlemas	F600	Triumph	675	9	11:26.132	17.632	1:14.156	94.762	8
13	100	John Fuller	F600	Yamaha	600	9	11:26.856	18.356	1:13.629	95.441	8
14	9	Paul Charman	F600	Suzuki	600	9	11:28.875	20.375	1:14.568	94.239	8
15	90	Aaron Hay	F600	Yamaha	600	9	11:38.264	29.764	1:14.754	94.004	5
16	111	Michael Wallis	F600	Yamaha	600	9	11:38.920	30.420	1:15.716	92.810	9
17	43	Chris Wilkinson	F600	Yamaha	600	9	11:44.094	35.594	1:16.202	92.218	7
18	126	Dean Young	F600	Yamaha	600	9	11:56.601	48.101	1:17.272	90.941	8
19	59	Brandon Barker	F600	Honda	600	9	11:57.458	48.958	1:17.611	90.544	8
20	58	John Byrne	F600	Yamaha	600	9	11:57.727	49.227	1:17.973	90.124	8
21	96	Callum O'Shea	F600	Honda	600	9	11:58.081	49.581	1:17.769	90.360	5
22	47	Chris Fabian	F600	Suzuki	600	9	12:02.091	53.591	1:18.342	89.699	8
23	164	Dermot Deegan	F600	Honda	600	9	12:05.517	57.017	1:18.163	89.904	7
24	88	Andre Nakkurt	F600	Kawasaki	600	9	12:27.682	1:19.182	1:19.363	88.545	8

Not classified ()

21	Austen Wilson	F600	Yamaha	600	8	10:44.128	DNF	1:17.320	90.885	7
176	Kevin English	F600	Yamaha	600	4	5:24.646	DNF	1:17.330	90.873	4
76	Dan Shailer	F600	Honda	600	3	4:13.244	DNF	1:20.068	87.765	3
7	Jodie Chalk	F600	Triumph	675	3	4:17.939	DNF	1:21.843	85.862	3
22	Richard McNeil	F600	Suzuki	600	1	1:26.140	DNF	1:21.427	86.301	1

Margin of Victory	Avg. Speed	Best Lap Tm	Best Spd	Best Lap by
5.253	94.607	1:12.218	97.305	175 - Michael Price

Chief Timekeeper:
 Clerk of Course:
 Weather & Track: Cloudy / Dry
 Results: www.sportstimingservices.com





Thundersport GB - Rounds 5 and 6

Lapchart

BMC Filters Formula 600

Snetterton 1.952 Miles

Race 6 (Superpole)

02/05/2010 14:30

Race started at 14:30:30

Competitors	Laps										
	0	1	2	3	4	5	6	7	8	9	
Michael Price (175)	1	175	14	91	91	175	175	175	175	175	175
Ben Field (14)	2	14	33	175	175	91	91	91	91	91	91
Tom Meehan (33)	3	33	175	33	33	33	33	51	51	51	51
Seb Bulpin (143)	4	143	91	14	15	15	15	51	15	15	14
Darryl Cox (169)	5	169	169	29	14	51	51	15	14	14	15
Adam Oliver (51)	6	51	29	169	29	14	14	14	169	169	169
James Henry (91)	7	91	51	15	51	121	121	169	121	121	121
Jody Lees (71)	8	71	15	51	169	29	169	121	29	71	71
Alan Hill (29)	9	29	121	121	121	169	29	29	71	29	143
Sam Middlemas (5)	10	5	71	71	71	71	71	143	143	29	29
Alan Tanton (15)	11	15	22	143	143	143	143	33	33	33	33
Paul Charman (9)	12	9	9	9	9	5	5	5	5	5	5
Richard McNeil (22)	13	22	100	5	5	9	9	9	100	100	100
John Fuller (100)	14	100	143	100	100	100	100	9	9	9	9
Chris Barnes (121)	15	121	5	111	111	111	111	111	111	90	90
Aaron Hay (90)	16	90	111	43	43	43	43	90	90	111	111
Michael Wallis (111)	17	111	96	59	90	90	90	43	43	43	43
Chris Fabian (47)	18	47	59	90	59	176	96	96	126	126	126
Callum O'Shea (96)	19	96	43	96	96	59	59	59	59	59	59
Brandon Barker (59)	20	59	90	126	176	96	126	126	96	96	58
John Byrne (58)	21	58	126	176	126	126	58	58	58	58	96
Dean Young (126)	22	126	176	58	58	58	47	47	47	47	47
Kevin English (176)	23	176	58	47	47	47	164	21	21	21	164
Dermot Deegan (164)	24	164	47	164	164	164	21	164	164	164	88
Chris Wilkinson (43)	25	43	164	21	21	21	88	88	88	88	88
Jodie Chalk (7)	26	7	76	76	76	88					
Dan Shailer (76)	27	76	21	7	7						
Austen Wilson (21)	28	21	7	88	88						
Andre Nakkurt (88)	29	88	88								

Chief Timekeeper:

Clerk of Course:

Weather & Track: Cloudy / Dry

Results: www.sportstimingsservices.com

Printed: 02/05/2010 14:44:39





Thundersport GB - Rounds 5 and 6

BMC Filters Formula 600

Snetterton 1.952 Miles

Race 6 (Superpole)

02/05/2010 14:30

Race started at 14:30:30

Lap	Lap Tm	Diff	Time of Day
(175) Michael Price			
1	1:23.401	+11.183	14:31:54.054
2	1:14.460	+2.242	14:33:08.514
3	1:13.537	+1.319	14:34:22.051
4	1:13.004	+0.786	14:35:35.055
5	1:13.098	+0.880	14:36:48.153
6	1:13.215	+0.997	14:38:01.368
7	1:12.218		14:39:13.586
8	1:12.720	+0.502	14:40:26.306
9	1:12.847	+0.629	14:41:39.153

(91) James Henry			
1	1:19.881	+6.629	14:31:54.208
2	1:13.810	+0.558	14:33:08.018
3	1:13.764	+0.512	14:34:21.782
4	1:14.034	+0.782	14:35:35.816
5	1:13.846	+0.594	14:36:49.662
6	1:13.603	+0.351	14:38:03.265
7	1:13.575	+0.323	14:39:16.840
8	1:13.252		14:40:30.092
9	1:14.314	+1.062	14:41:44.406

(51) Adam Oliver			
1	1:20.851	+8.188	14:31:55.070
2	1:15.807	+3.144	14:33:10.877
3	1:14.738	+2.075	14:34:25.615
4	1:13.720	+1.057	14:35:39.335
5	1:13.622	+0.959	14:36:52.957
6	1:13.408	+0.745	14:38:06.365
7	1:13.255	+0.592	14:39:19.620
8	1:12.663		14:40:32.283
9	1:13.189	+0.526	14:41:45.472

(14) Ben Field			
1	1:23.054	+10.810	14:31:53.717
2	1:16.196	+3.952	14:33:09.913
3	1:15.207	+2.963	14:34:25.120
4	1:14.553	+2.309	14:35:39.673
5	1:13.825	+1.581	14:36:53.498
6	1:13.675	+1.431	14:38:07.173
7	1:13.263	+1.019	14:39:20.436
8	1:13.144	+0.900	14:40:33.580
9	1:12.244		14:41:45.824

(15) Alan Tanton			
1	1:20.393	+7.284	14:31:55.368
2	1:15.103	+1.994	14:33:10.471
3	1:13.879	+0.770	14:34:24.350
4	1:13.917	+0.808	14:35:38.267
5	1:14.356	+1.247	14:36:52.623
6	1:14.187	+1.078	14:38:06.810
7	1:13.273	+0.164	14:39:20.083
8	1:13.109		14:40:33.192
9	1:13.403	+0.294	14:41:46.595

(169) Darryl Cox			
1	1:20.664	+7.773	14:31:54.710
2	1:15.645	+2.754	14:33:10.355
3	1:15.650	+2.759	14:34:26.005
4	1:14.714	+1.823	14:35:40.719

5	1:14.127	+1.236	14:36:54.846
6	1:13.378	+0.487	14:38:08.224
7	1:13.119	+0.228	14:39:21.343
8	1:12.891		14:40:34.234
9	1:13.274	+0.383	14:41:47.508

(121) Chris Barnes			
1	1:20.044	+6.299	14:31:55.752
2	1:15.413	+1.668	14:33:11.165
3	1:15.255	+1.510	14:34:26.420
4	1:14.036	+0.291	14:35:40.456
5	1:14.218	+0.473	14:36:54.674
6	1:14.473	+0.728	14:38:09.147
7	1:13.798	+0.053	14:39:22.945
8	1:13.872	+0.127	14:40:36.817
9	1:13.745		14:41:50.562

(71) Jody Lees			
1	1:21.790	+8.051	14:31:56.450
2	1:15.668	+1.929	14:33:12.118
3	1:14.935	+1.196	14:34:27.053
4	1:14.595	+0.856	14:35:41.648
5	1:14.112	+0.373	14:36:55.760
6	1:14.450	+0.711	14:38:10.210
7	1:14.095	+0.356	14:39:24.305
8	1:13.739		14:40:38.044
9	1:14.299	+0.560	14:41:52.343

(143) Seb Bulpin			
1	1:23.803	+10.077	14:31:57.836
2	1:15.379	+1.653	14:33:13.215
3	1:14.211	+0.485	14:34:27.426
4	1:14.668	+0.942	14:35:42.094
5	1:14.178	+0.452	14:36:56.272
6	1:14.317	+0.591	14:38:10.589
7	1:14.201	+0.475	14:39:24.790
8	1:14.012	+0.286	14:40:38.802
9	1:13.726		14:41:52.528

(29) Alan Hill			
1	1:20.261	+6.303	14:31:55.065
2	1:14.877	+0.919	14:33:09.942
3	1:15.406	+1.448	14:34:25.348
4	1:15.222	+1.264	14:35:40.570
5	1:15.013	+1.055	14:36:55.583
6	1:14.194	+0.236	14:38:09.777
7	1:13.958		14:39:23.735
8	1:14.686	+0.728	14:40:38.421
9	1:15.816	+1.858	14:41:54.237

(33) Tom Meehan			
1	1:23.100	+9.697	14:31:53.784
2	1:15.094	+1.691	14:33:08.878
3	1:13.870	+0.467	14:34:22.748
4	1:13.403		14:35:36.151
5	1:14.003	+0.600	14:36:50.154
6	1:13.549	+0.146	14:38:03.703
7	1:24.079	+10.676	14:39:27.782
8	1:14.264	+0.861	14:40:42.046
9	1:14.479	+1.076	14:41:56.525

(5) Sam Middlemas			
1	1:23.662	+9.506	14:31:58.545
2	1:15.732	+1.576	14:33:14.277
3	1:15.496	+1.340	14:34:29.773
4	1:14.491	+0.335	14:35:44.264
5	1:14.990	+0.834	14:36:59.254
6	1:14.801	+0.645	14:38:14.055
7	1:14.373	+0.217	14:39:28.428
8	1:14.156		14:40:42.584
9	1:14.201	+0.045	14:41:56.785

(100) John Fuller			
1	1:22.273	+8.644	14:31:57.761
2	1:16.899	+3.270	14:33:14.660
3	1:15.715	+2.086	14:34:30.375
4	1:15.092	+1.463	14:35:45.467
5	1:15.404	+1.775	14:37:00.871
6	1:14.594	+0.965	14:38:15.465
7	1:14.151	+0.522	14:39:29.616
8	1:13.629		14:40:43.245
9	1:14.264	+0.635	14:41:57.509

(9) Paul Charman			
1	1:21.959	+7.391	14:31:57.319
2	1:16.619	+2.051	14:33:13.938
3	1:15.236	+0.668	14:34:29.174
4	1:15.762	+1.194	14:35:44.936
5	1:15.024	+0.456	14:36:59.960
6	1:15.024	+0.456	14:38:14.984
7	1:15.239	+0.671	14:39:30.223
8	1:14.568		14:40:44.791
9	1:14.737	+0.169	14:41:59.528

(90) Aaron Hay			
1	1:23.930	+9.176	14:31:59.752
2	1:19.211	+4.457	14:33:18.963
3	1:17.602	+2.848	14:34:36.565
4	1:15.998	+1.244	14:35:52.563
5	1:14.754		14:37:07.317
6	1:16.128	+1.374	14:38:23.445
7	1:14.794	+0.040	14:39:38.239
8	1:14.943	+0.189	14:40:53.182
9	1:15.735	+0.981	14:42:08.917

(111) Michael Wallis			
1	1:22.824	+7.108	14:31:58.656
2	1:17.011	+1.295	14:33:15.667
3	1:16.531	+0.815	14:34:32.198
4	1:16.588	+0.872	14:35:48.786
5	1:16.555	+0.839	14:37:05.341
6	1:16.581	+0.865	14:38:21.922
7	1:15.907	+0.191	14:39:37.829
8	1:16.028	+0.312	14:40:53.857
9	1:15.716		14:42:09.573

(43) Chris Wilkinson			
1	1:22.857	+6.655	14:31:59.574
2	1:17.536	+1.334	14:33:17.110
3	1:16.928	+0.726	14:34:34.038
4	1:16.807	+0.605	14:35:50.845
5	1:16.310	+0.108	14:37:07.155

Chief Timekeeper:
Clerk of Course:
Weather & Track: Cloudy / Dry
Results: www.sportstimingservices.com
Printed: 02/05/2010 14:45:25





Thundersport GB - Rounds 5 and 6

BMC Filters Formula 600

Snetterton 1.952 Miles

Race 6 (Superpole)

02/05/2010 14:30

Race started at 14:30:30

Lap	Lap Tm	Diff	Time of Day
6	1:16.946	+0.744	14:38:24.101
7	1:16.202		14:39:40.303
8	1:16.605	+0.403	14:40:56.908
9	1:17.839	+1.637	14:42:14.747

(126) Dean Young

1	1:24.219	+6.947	14:32:00.542
2	1:19.344	+2.072	14:33:19.886
3	1:18.923	+1.651	14:34:38.809
4	1:18.253	+0.981	14:35:57.062
5	1:18.367	+1.095	14:37:15.429
6	1:18.032	+0.760	14:38:33.461
7	1:18.226	+0.954	14:39:51.687
8	1:17.272		14:41:08.959
9	1:18.295	+1.023	14:42:27.254

(59) Brandon Barker

1	1:23.255	+5.644	14:31:59.420
2	1:19.191	+1.580	14:33:18.611
3	1:18.891	+1.280	14:34:37.502
4	1:18.875	+1.264	14:35:56.377
5	1:18.849	+1.238	14:37:15.226
6	1:18.128	+0.517	14:38:33.354
7	1:18.783	+1.172	14:39:52.137
8	1:17.611		14:41:09.748
9	1:18.363	+0.752	14:42:28.111

(58) John Byrne

1	1:24.949	+6.976	14:32:01.219
2	1:19.473	+1.500	14:33:20.692
3	1:18.319	+0.346	14:34:39.011
4	1:18.201	+0.228	14:35:57.212
5	1:18.436	+0.463	14:37:15.648
6	1:18.167	+0.194	14:38:33.815
7	1:18.601	+0.628	14:39:52.416
8	1:17.973		14:41:10.389
9	1:17.991	+0.018	14:42:28.380

(96) Callum O'Shea

1	1:23.180	+5.411	14:31:59.307
2	1:19.970	+2.201	14:33:19.277
3	1:18.592	+0.823	14:34:37.869
4	1:18.842	+1.073	14:35:56.711
5	1:17.769		14:37:14.480
6	1:18.680	+0.911	14:38:33.160
7	1:19.062	+1.293	14:39:52.222
8	1:17.895	+0.126	14:41:10.117
9	1:18.617	+0.848	14:42:28.734

(47) Chris Fabian

1	1:26.042	+7.700	14:32:01.978
2	1:19.405	+1.063	14:33:21.383
3	1:19.008	+0.666	14:34:40.391
4	1:19.767	+1.425	14:36:00.158
5	1:18.551	+0.209	14:37:18.709
6	1:18.521	+0.179	14:38:37.230
7	1:18.518	+0.176	14:39:55.748
8	1:18.342		14:41:14.090
9	1:18.654	+0.312	14:42:32.744

(164) Dermot Deegan

Lap	Lap Tm	Diff	Time of Day
1	1:25.430	+7.267	14:32:02.051
2	1:20.624	+2.461	14:33:22.675
3	1:19.320	+1.157	14:34:41.995
4	1:18.841	+0.678	14:36:00.836
5	1:19.379	+1.216	14:37:20.215
6	1:19.248	+1.085	14:38:39.463
7	1:18.163		14:39:57.626
8	1:19.354	+1.191	14:41:16.980
9	1:19.190	+1.027	14:42:36.170

(88) Andre Nakkurt

1	1:33.298	+13.935	14:32:10.341
2	1:24.894	+5.531	14:33:35.235
3	1:20.789	+1.426	14:34:56.024
4	1:19.938	+0.575	14:36:15.962
5	1:20.763	+1.400	14:37:36.725
6	1:20.797	+1.434	14:38:57.522
7	1:21.524	+2.161	14:40:19.046
8	1:19.363		14:41:38.409
9	1:19.926	+0.563	14:42:58.335

(21) Austen Wilson

1	1:26.175	+8.855	14:32:03.171
2	1:20.257	+2.937	14:33:23.428
3	1:19.023	+1.703	14:34:42.451
4	1:18.612	+1.292	14:36:01.063
5	1:19.252	+1.932	14:37:20.315
6	1:18.777	+1.457	14:38:39.092
7	1:17.320		14:39:56.412
8	1:18.369	+1.049	14:41:14.781

(176) Kevin English

1	1:24.400	+7.070	14:32:00.966
2	1:18.976	+1.646	14:33:19.942
3	1:18.027	+0.697	14:34:37.969
4	1:17.330		14:35:55.299

(76) Dan Shailer

1	1:26.174	+6.106	14:32:02.980
2	1:20.849	+0.781	14:33:23.829
3	1:20.068		14:34:43.897

(7) Jodie Chalk

1	1:27.579	+5.736	14:32:04.380
2	1:22.369	+0.526	14:33:26.749
3	1:21.843		14:34:48.592

(22) Richard McNeil

1	1:21.427		14:31:56.793
---	-----------------	--	--------------

Chief Timekeeper:

Clerk of Course:

Weather & Track: Cloudy / Dry

Results: www.sportstimingsservices.com

Printed: 02/05/2010 14:45:25





Thundersport GB - Rounds 5 and 6

Snetterton 1.952 Miles

BMC Filters Formula 600

03/05/2010

Monday Race 5 & 15



POLE POSITION

** NOTE: USE RED GRID POSITIONS ONLY **

1	1 175	2 91	3 51	4 14
2	5 34	6 33	7 169	8 143
3	9 15	10 71	11 5	12 29
4	13 22	14 100	15 64	16 9
5	17 111	18 121	19 47	20 90
6	21 19	22 126	23 96	24 59
7	25 58	26 176	27 43	28 164
8	29 7	30 21	31 88	32 76

**** NOTE: USE RED GRID POSITIONS ONLY ****

Chief Timekeeper:

Clerk of Course:

Weather & Track:

Results: www.sportstimeservices.com

Printed: 02/05/2010 14:48:09





Thundersport GB - Rounds 5 and 6

Sorted on Laps

BMC Filters Formula 600

Snetterton 1.952 Miles

Race 5

03/05/2010 12:23

Race started at 12:23:19

Pos	No.	Name	Class	Make	Model	Laps	Total Tm	Diff	Best Tm	Best Spd	In Lap
1	15	Alan Tanton	F600	Yamaha	600	8	10:07.119		1:13.742	95.294	5
2	51	Adam Oliver	F600	Honda	600	8	10:11.078	3.959	1:13.859	95.143	7
3	33	Tom Meehan	F600	Yamaha	600	8	10:11.603	4.484	1:13.854	95.150	8
4	14	Ben Field	F600	Honda	600	8	10:14.455	7.336	1:14.532	94.284	7
5	143	Seb Bulpin	F600	Yamaha	600	8	10:19.589	12.470	1:14.312	94.563	7
6	71	Jody Lees	F600	Yamaha	600	8	10:20.816	13.697	1:14.441	94.400	8
7	100	John Fuller	F600	Yamaha	600	8	10:21.637	14.518	1:14.676	94.103	7
8	9	Paul Charman	F600	Suzuki	600	8	10:22.292	15.173	1:14.866	93.864	8
9	121	Chris Barnes	F600	Yamaha	600	8	10:22.559	15.440	1:14.741	94.021	8
10	43	Chris Wilkinson	F600	Yamaha	600	8	10:27.553	20.434	1:15.825	92.677	8
11	5	Sam Middlemas	F600	Triumph	675	8	10:28.057	20.938	1:16.052	92.400	8
12	22	Richard McNeil	F600	Suzuki	600	8	10:30.265	23.146	1:16.510	91.847	8
13	58	John Byrne	F600	Yamaha	600	8	10:45.355	38.236	1:18.139	89.932	8
14	59	Brandon Barker	F600	Honda	600	8	10:45.694	38.575	1:18.863	89.106	8
15	111	Michael Wallis	F600	Yamaha	600	8	10:45.843	38.724	1:18.296	89.752	8
16	168	Ryan Cox	F600	Honda	600	8	10:46.170	39.051	1:17.583	90.577	6
17	76	Dan Shailer	F600	Honda	600	7	10:10.711	1 Lap	1:23.213	84.448	7
18	126	Dean Young	F600	Yamaha	600	7	10:11.063	1 Lap	1:23.107	84.556	7

Not classified ()

96	Callum O'Shea	F600	Honda	600	2	2:53.080	DNF	1:22.155	85.536	2
----	---------------	------	-------	-----	---	----------	-----	----------	--------	---

Margin of Victory	Avg. Speed	Best Lap Tm	Best Spd	Best Lap by
3.959	92.597	1:13.742	95.294	15 - Alan Tanton

Chief Timekeeper:

Clerk of Course:

Weather & Track: Bright / Dry

Results: www.sportstimingservices.com





Thundersport GB - Rounds 5 and 6

Lapchart

BMC Filters Formula 600

Snetterton 1.952 Miles

Race 5

03/05/2010 12:23

Race started at 12:23:19

Competitors	Laps								
	0	1	2	3	4	5	6	7	8
Adam Oliver (51)	1	51	14	15	15	15	15	15	15
Ben Field (14)	2	14	33	33	33	33	33	51	51
Tom Meehan (33)	3	33	51	14	51	51	51	33	33
Seb Bulpin (143)	4	143	15	51	14	14	14	14	14
Sam Middlemas (5)	5	5	143	143	143	143	143	143	143
Jody Lees (71)	6	71	71	71	71	71	71	71	71
Alan Tanton (15)	7	15	9	9	9	100	100	100	100
Richard McNeil (22)	8	22	5	100	100	9	9	9	9
John Fuller (100)	9	100	100	5	43	43	43	121	121
Paul Charman (9)	10	9	22	43	5	121	121	43	43
Michael Wallis (111)	11	111	59	22	121	5	5	5	5
Chris Barnes (121)	12	121	43	121	22	22	22	22	22
Brandon Barker (59)	13	59	121	59	59	59	59	59	58
Dean Young (126)	14	126	96	111	111	111	111	58	59
Callum O'Shea (96)	15	96	111	58	58	58	58	111	111
John Byrne (58)	16	58	58	96	168	168	168	168	168
Dan Shailer (76)	17	76	168	168	76	126	76	76	76
Ryan Cox (168)	18	168	126	76	126	76	126	126	126
Chris Wilkinson (43)	19	43	76	126					

Chief Timekeeper:

Clerk of Course:

Weather & Track: Bright / Dry

Results: www.sportstimingservices.com

Printed: 03/05/2010 12:37:19





Thundersport GB - Rounds 5 and 6

BMC Filters Formula 600

Snetterton 1.952 Miles

Race 5

03/05/2010 12:23

Race started at 12:23:19

Lap	Lap Tm	Diff	Time of Day
(15) Alan Tanton			
1	1:21.943	+8.201	12:24:45.602
2	1:14.910	+1.168	12:26:00.512
3	1:14.600	+0.858	12:27:15.112
4	1:14.058	+0.316	12:28:29.170
5	1:13.742		12:29:42.912
6	1:13.987	+0.245	12:30:56.899
7	1:13.857	+0.115	12:32:10.756
8	1:15.675	+1.933	12:33:26.431

(51) Adam Oliver			
1	1:26.092	+12.233	12:24:45.404
2	1:17.220	+3.361	12:26:02.624
3	1:15.480	+1.621	12:27:18.104
4	1:14.900	+1.041	12:28:33.004
5	1:14.942	+1.083	12:29:47.946
6	1:14.675	+0.816	12:31:02.621
7	1:13.859		12:32:16.480
8	1:13.910	+0.051	12:33:30.390

(33) Tom Meehan			
1	1:22.055	+8.201	12:24:45.184
2	1:16.383	+2.529	12:26:01.567
3	1:15.542	+1.688	12:27:17.109
4	1:15.730	+1.876	12:28:32.839
5	1:14.914	+1.060	12:29:47.753
6	1:14.937	+1.083	12:31:02.690
7	1:14.371	+0.517	12:32:17.061
8	1:13.854		12:33:30.915

(14) Ben Field			
1	1:25.466	+10.934	12:24:44.784
2	1:17.467	+2.935	12:26:02.251
3	1:16.644	+2.112	12:27:18.895
4	1:15.177	+0.645	12:28:34.072
5	1:15.518	+0.986	12:29:49.590
6	1:14.954	+0.422	12:31:04.544
7	1:14.532		12:32:19.076
8	1:14.691	+0.159	12:33:33.767

(143) Seb Bulpin			
1	1:23.322	+9.010	12:24:46.592
2	1:17.774	+3.462	12:26:04.366
3	1:15.871	+1.559	12:27:20.237
4	1:15.039	+0.727	12:28:35.276
5	1:14.621	+0.309	12:29:49.897
6	1:19.468	+5.156	12:31:09.365
7	1:14.312		12:32:23.677
8	1:15.224	+0.912	12:33:38.901

(71) Jody Lees			
1	1:23.509	+9.068	12:24:47.121
2	1:18.039	+3.598	12:26:05.160
3	1:16.716	+2.275	12:27:21.876
4	1:16.478	+2.037	12:28:38.354
5	1:16.430	+1.989	12:29:54.784
6	1:16.145	+1.704	12:31:10.929
7	1:14.758	+0.317	12:32:25.687
8	1:14.441		12:33:40.128

(100) John Fuller			
1	1:24.254	+9.578	12:24:48.410
2	1:17.921	+3.245	12:26:06.331
3	1:16.647	+1.971	12:27:22.978
4	1:16.067	+1.391	12:28:39.045
5	1:15.786	+1.110	12:29:54.831
6	1:16.268	+1.592	12:31:11.099
7	1:14.676		12:32:25.775
8	1:15.174	+0.498	12:33:40.949

(9) Paul Charman			
1	1:23.304	+8.438	12:24:47.511
2	1:17.989	+3.123	12:26:05.500
3	1:16.844	+1.978	12:27:22.344
4	1:16.817	+1.951	12:28:39.161
5	1:15.977	+1.111	12:29:55.138
6	1:16.396	+1.530	12:31:11.534
7	1:15.204	+0.338	12:32:26.738
8	1:14.866		12:33:41.604

(121) Chris Barnes			
1	1:24.594	+9.853	12:24:49.246
2	1:18.488	+3.747	12:26:07.734
3	1:16.611	+1.870	12:27:24.345
4	1:16.387	+1.646	12:28:40.732
5	1:16.584	+1.843	12:29:57.316
6	1:14.929	+0.188	12:31:12.245
7	1:14.885	+0.144	12:32:27.130
8	1:14.741		12:33:41.871

(43) Chris Wilkinson			
1	1:23.051	+7.226	12:24:49.109
2	1:17.749	+1.924	12:26:06.858
3	1:17.030	+1.205	12:27:23.888
4	1:16.254	+0.429	12:28:40.142
5	1:16.583	+0.758	12:29:56.725
6	1:17.060	+1.235	12:31:13.785
7	1:17.255	+1.430	12:32:31.040
8	1:15.825		12:33:46.865

(5) Sam Middlemas			
1	1:24.529	+8.477	12:24:48.085
2	1:18.505	+2.453	12:26:06.590
3	1:17.353	+1.301	12:27:23.943
4	1:17.582	+1.530	12:28:41.525
5	1:16.462	+0.410	12:29:57.987
6	1:16.762	+0.710	12:31:14.749
7	1:16.568	+0.516	12:32:31.317
8	1:16.052		12:33:47.369

(22) Richard McNeil			
1	1:24.444	+7.934	12:24:48.449
2	1:18.855	+2.345	12:26:07.304
3	1:18.276	+1.766	12:27:25.580
4	1:17.039	+0.529	12:28:42.619
5	1:16.990	+0.480	12:29:59.609
6	1:16.826	+0.316	12:31:16.435
7	1:16.632	+0.122	12:32:33.067
8	1:16.510		12:33:49.577

(58) John Byrne

(59) Brandon Barker			
1	1:24.120	+5.257	12:24:49.044
2	1:19.101	+0.238	12:26:08.145
3	1:19.125	+0.262	12:27:27.270
4	1:19.760	+0.897	12:28:47.030
5	1:20.493	+1.630	12:30:07.523
6	1:19.417	+0.554	12:31:26.940
7	1:19.203	+0.340	12:32:46.143
8	1:18.863		12:34:05.006

(111) Michael Wallis			
1	1:26.183	+7.887	12:24:50.520
2	1:20.447	+2.151	12:26:10.967
3	1:19.123	+0.827	12:27:30.090
4	1:19.617	+1.321	12:28:49.707
5	1:18.716	+0.420	12:30:08.423
6	1:19.281	+0.985	12:31:27.704
7	1:19.155	+0.859	12:32:46.859
8	1:18.296		12:34:05.155

(168) Ryan Cox			
1	1:25.399	+7.816	12:24:51.440
2	1:21.249	+3.666	12:26:12.689
3	1:21.528	+3.945	12:27:34.217
4	1:18.852	+1.269	12:28:53.069
5	1:18.372	+0.789	12:30:11.441
6	1:17.583		12:31:29.024
7	1:18.036	+0.453	12:32:47.060
8	1:18.422	+0.839	12:34:05.482

(76) Dan Shailer			
1	1:31.278	+8.065	12:24:56.924
2	1:28.596	+5.383	12:26:25.520
3	1:26.892	+3.679	12:27:52.412
4	1:25.699	+2.486	12:29:18.111
5	1:24.918	+1.705	12:30:43.029
6	1:23.781	+0.568	12:32:06.810
7	1:23.213		12:33:30.023

(126) Dean Young			
1	1:31.527	+8.420	12:24:56.596
2	1:29.575	+6.468	12:26:26.171
3	1:26.341	+3.234	12:27:52.512
4	1:25.225	+2.118	12:29:17.737
5	1:25.572	+2.465	12:30:43.309
6	1:23.959	+0.852	12:32:07.268
7	1:23.107		12:33:30.375

(96) Callum O'Shea			
1	1:25.057	+2.902	12:24:50.237
2	1:22.155		12:26:12.392

Chief Timekeeper:

Clerk of Course:

Weather & Track: Bright / Dry

Results: www.sportstimingservices.com





Thundersport GB - Rounds 5 and 6

Sorted on Laps

BMC Filters Formula 600

Snetterton 1.952 Miles

Race 15

03/05/2010 16:23

Race started at 16:23:14

Pos	No.	Name	Class	Make	Model	Laps	Total Tm	Diff	Best Tm	Best Spd	In Lap
1	175	Michael Price	F600	Triumph	675	10	12:08.327		1:11.364	98.470	5
2	143	Seb Bulpin	F600	Yamaha	600	10	12:13.569	5.242	1:12.403	97.057	7
3	29	Alan Hill	F600	Yamaha	600	10	12:13.704	5.377	1:11.880	97.763	4
4	51	Adam Oliver	F600	Honda	600	10	12:16.872	8.545	1:12.135	97.417	6
5	33	Tom Meehan	F600	Yamaha	600	10	12:20.527	12.200	1:12.940	96.342	5
6	91	James Henry	F600	Yamaha	600	10	12:22.389	14.062	1:12.890	96.408	7
7	14	Ben Field	F600	Honda	600	10	12:27.958	19.631	1:12.407	97.051	9
8	15	Alan Tanton	F600	Yamaha	600	10	12:29.244	20.917	1:13.301	95.868	7
9	71	Jody Lees	F600	Yamaha	600	10	12:31.288	22.961	1:13.715	95.329	6
10	121	Chris Barnes	F600	Yamaha	600	10	12:33.133	24.806	1:13.286	95.887	4
11	9	Paul Charman	F600	Suzuki	600	10	12:36.705	28.378	1:13.880	95.116	7
12	111	Michael Wallis	F600	Yamaha	600	10	12:41.006	32.679	1:13.857	95.146	10
13	90	Aaron Hay	F600	Yamaha	600	10	12:45.655	37.328	1:14.165	94.751	8
14	64	Tom McHale	F600	Honda	600	10	12:45.991	37.664	1:14.126	94.801	8
15	22	Richard McNeil	F600	Suzuki	600	10	12:49.721	41.394	1:15.472	93.110	3
16	43	Chris Wilkinson	F600	Yamaha	600	10	12:58.585	50.258	1:15.803	92.703	4
17	176	Kevin English	F600	Yamaha	600	10	13:05.292	56.965	1:16.239	92.173	10
18	58	John Byrne	F600	Yamaha	600	10	13:06.087	57.760	1:16.014	92.446	10
19	96	Callum O'Shea	F600	Honda	600	10	13:08.055	59.728	1:17.354	90.845	7
20	168	Ryan Cox	F600	Honda	600	10	13:14.028	1:05.701	1:16.853	91.437	9
21	59	Brandon Barker	F600	Honda	600	10	13:17.556	1:09.229	1:18.119	89.955	7
22	21	Austen Wilson	F600	Yamaha	600	10	13:17.983	1:09.656	1:16.959	91.311	7
23	126	Dean Young	F600	Yamaha	600	9	12:13.968	1 Lap	1:19.977	87.865	5
24	76	Dan Shailer	F600	Honda	600	9	12:27.745	1 Lap	1:20.706	87.072	7

Not classified ()

100	John Fuller	F600	Yamaha	600	4	5:14.290	DNF	1:15.533	93.035	3
164	Derмот Deegan	F600	Honda	600	2	2:47.993	DNF	1:19.388	88.517	2

Announcements

No 100 - transponder ceased working after lap 2 - maybe lost on circuit

Margin of Victory	Avg. Speed	Best Lap Tm	Best Spd	Best Lap by
5.242	96.484	1:11.364	98.470	175 - Michael Price

Chief Timekeeper:

Clerk of Course:

Weather & Track: Bright / Dry

Results: www.sportstiming.com





Thundersport GB - Rounds 5 and 6

Lapchart

BMC Filters Formula 600

Snetterton 1.952 Miles

Race 15

03/05/2010 16:23

Race started at 16:23:14

Competitors	Laps											
	0	1	2	3	4	5	6	7	8	9	10	
James Henry (91)	1	91	143	143	143	143	143	175	175	175	175	175
Michael Price (175)	2	175	91	175	175	175	175	143	143	143	143	143
Ben Field (14)	3	14	175	91	91	51	29	29	29	29	29	29
Adam Oliver (51)	4	51	51	51	51	29	51	51	51	51	51	51
Tom Meehan (33)	5	33	33	33	33	91	91	91	91	33	33	33
Seb Bulpin (143)	6	143	15	29	29	33	33	33	33	91	91	91
Jody Lees (71)	7	71	29	15	15	15	71	71	71	15	14	14
Alan Tanton (15)	8	15	71	71	71	71	15	15	15	14	15	15
Alan Hill (29)	9	29	14	14	121	121	121	121	14	71	71	71
Tom McHale (64)	10	64	22	121	14	14	14	14	121	121	121	121
Richard McNeil (22)	11	22	121	22	22	9	9	9	9	9	9	9
Paul Charman (9)	12	9	9	9	9	22	111	111	111	111	111	111
Michael Wallis (111)	13	111	100	100	100	111	22	22	90	90	90	90
John Fuller (100)	14	100	64	111	111	100	90	90	22	64	64	64
Chris Barnes (121)	15	121	111	64	90	90	64	64	64	22	22	22
Aaron Hay (90)	16	90	90	90	64	64	43	43	43	43	43	43
Brandon Barker (59)	17	59	176	176	43	43	96	96	96	96	176	176
Dean Young (126)	18	126	96	43	96	96	176	176	58	58	58	58
Callum O'Shea (96)	19	96	43	96	176	176	58	58	176	176	96	96
John Byrne (58)	20	58	59	59	58	58	59	59	59	168	168	168
Dermot Deegan (164)	21	164	164	164	59	59	168	168	168	59	21	59
Kevin English (176)	22	176	126	58	126	168	21	21	21	21	59	21
Dan Shailer (76)	23	76	58	126	168	126	126	126	126	126	126	126
Austen Wilson (21)	24	21	168	168	21	21	76	76	76	76	76	76
Chris Wilkinson (43)	25	43	76	21	76	76	76	76	76	76	76	76
Ryan Cox (168)	26	168	21	76	76	76	76	76	76	76	76	76

Chief Timekeeper:

Clerk of Course:

Weather & Track: Bright / Dry

Results: www.sportstimingservices.com

Printed: 03/05/2010 16:39:31





Thundersport GB - Rounds 5 and 6

BMC Filters Formula 600

Snetterton 1.952 Miles

Race 15

03/05/2010 16:23

Race started at 16:23:14

Lap	Lap Tm	Diff	Time of Day
(175) Michael Price			
1	1:20.579	+9.215	16:24:35.574
2	1:13.071	+1.707	16:25:48.645
3	1:12.590	+1.226	16:27:01.235
4	1:11.904	+0.540	16:28:13.139
5	1:11.364		16:29:24.503
6	1:11.365	+0.001	16:30:35.868
7	1:11.728	+0.364	16:31:47.596
8	1:11.728	+0.364	16:32:59.324
9	1:11.755	+0.391	16:34:11.079
10	1:12.221	+0.857	16:35:23.300

Lap	Lap Tm	Diff	Time of Day
(143) Seb Bulpin			
1	1:15.627	+3.224	16:24:33.313
2	1:12.793	+0.390	16:25:46.106
3	1:12.560	+0.157	16:26:58.666
4	1:12.455	+0.052	16:28:11.121
5	1:12.686	+0.283	16:29:23.807
6	1:12.541	+0.138	16:30:36.348
7	1:12.403		16:31:48.751
8	1:13.151	+0.748	16:33:01.902
9	1:13.472	+1.069	16:34:15.374
10	1:13.168	+0.765	16:35:28.542

Lap	Lap Tm	Diff	Time of Day
(29) Alan Hill			
1	1:19.359	+7.479	16:24:37.646
2	1:13.409	+1.529	16:25:51.055
3	1:12.421	+0.541	16:27:03.476
4	1:11.880		16:28:15.356
5	1:12.159	+0.279	16:29:27.515
6	1:12.060	+0.180	16:30:39.575
7	1:12.298	+0.418	16:31:51.873
8	1:12.077	+0.197	16:33:03.950
9	1:12.655	+0.775	16:34:16.605
10	1:12.072	+0.192	16:35:28.677

Lap	Lap Tm	Diff	Time of Day
(51) Adam Oliver			
1	1:20.780	+8.645	16:24:36.034
2	1:13.523	+1.388	16:25:49.557
3	1:12.976	+0.841	16:27:02.533
4	1:12.788	+0.653	16:28:15.321
5	1:12.748	+0.613	16:29:28.069
6	1:12.135		16:30:40.204
7	1:12.690	+0.555	16:31:52.894
8	1:12.701	+0.566	16:33:05.595
9	1:13.242	+1.107	16:34:18.837
10	1:13.008	+0.873	16:35:31.845

Lap	Lap Tm	Diff	Time of Day
(33) Tom Meehan			
1	1:18.601	+5.661	16:24:36.219
2	1:13.964	+1.024	16:25:50.183
3	1:12.941	+0.001	16:27:03.124
4	1:13.090	+0.150	16:28:16.214
5	1:12.940		16:29:29.154
6	1:13.222	+0.282	16:30:42.376
7	1:12.951	+0.011	16:31:55.327
8	1:13.351	+0.411	16:33:08.678
9	1:13.321	+0.381	16:34:21.999
10	1:13.501	+0.561	16:35:35.500

Lap	Lap Tm	Diff	Time of Day
(91) James Henry			
1	1:19.793	+6.903	16:24:34.766
2	1:14.127	+1.237	16:25:48.893
3	1:13.304	+0.414	16:27:02.197
4	1:13.404	+0.514	16:28:15.601
5	1:13.274	+0.384	16:29:28.875
6	1:13.165	+0.275	16:30:42.040
7	1:12.890		16:31:54.930
8	1:13.810	+0.920	16:33:08.740
9	1:14.514	+1.624	16:34:23.254
10	1:14.108	+1.218	16:35:37.362

Lap	Lap Tm	Diff	Time of Day
(14) Ben Field			
1	1:23.980	+11.573	16:24:39.112
2	1:16.601	+4.194	16:25:55.713
3	1:14.627	+2.220	16:27:10.340
4	1:13.789	+1.382	16:28:24.129
5	1:13.818	+1.411	16:29:37.947
6	1:13.282	+0.875	16:30:51.229
7	1:12.839	+0.432	16:32:04.068
8	1:13.364	+0.957	16:33:17.432
9	1:12.407		16:34:29.839
10	1:13.092	+0.685	16:35:42.931

Lap	Lap Tm	Diff	Time of Day
(15) Alan Tanton			
1	1:19.080	+5.779	16:24:37.296
2	1:14.458	+1.157	16:25:51.754
3	1:14.601	+1.300	16:27:06.355
4	1:14.751	+1.450	16:28:21.106
5	1:14.791	+1.490	16:29:35.897
6	1:14.373	+1.072	16:30:50.270
7	1:13.301		16:32:03.571
8	1:13.388	+0.087	16:33:16.959
9	1:13.898	+0.597	16:34:30.857
10	1:13.360	+0.059	16:35:44.217

Lap	Lap Tm	Diff	Time of Day
(71) Jody Lees			
1	1:19.538	+5.823	16:24:37.666
2	1:14.426	+0.711	16:25:52.092
3	1:14.612	+0.897	16:27:06.704
4	1:14.489	+0.774	16:28:21.193
5	1:14.403	+0.688	16:29:35.596
6	1:13.715		16:30:49.311
7	1:14.046	+0.331	16:32:03.357
8	1:15.117	+1.402	16:33:18.474
9	1:13.916	+0.201	16:34:32.390
10	1:13.871	+0.156	16:35:46.261

Lap	Lap Tm	Diff	Time of Day
(121) Chris Barnes			
1	1:20.666	+7.380	16:24:39.743
2	1:16.079	+2.793	16:25:55.822
3	1:13.809	+0.523	16:27:09.631
4	1:13.286		16:28:22.917
5	1:13.568	+0.282	16:29:36.485
6	1:13.803	+0.517	16:30:50.288
7	1:14.843	+1.557	16:32:05.131
8	1:13.357	+0.071	16:33:18.488
9	1:14.443	+1.157	16:34:32.931
10	1:15.175	+1.889	16:35:48.106

(9) Paul Charman			
-------------------------	--	--	--

Lap	Lap Tm	Diff	Time of Day
1	1:21.169	+7.289	16:24:39.927
2	1:16.795	+2.915	16:25:56.722
3	1:15.441	+1.561	16:27:12.163
4	1:14.338	+0.458	16:28:26.501
5	1:14.667	+0.787	16:29:41.168
6	1:13.955	+0.075	16:30:55.123
7	1:13.880		16:32:09.003
8	1:14.394	+0.514	16:33:23.397
9	1:14.284	+0.404	16:34:37.681
10	1:13.997	+0.117	16:35:51.678

Lap	Lap Tm	Diff	Time of Day
(111) Michael Wallis			
1	1:22.675	+8.818	16:24:41.600
2	1:16.464	+2.607	16:25:58.064
3	1:15.415	+1.558	16:27:13.479
4	1:15.060	+1.203	16:28:28.539
5	1:15.877	+2.020	16:29:44.416
6	1:15.598	+1.741	16:31:00.014
7	1:14.147	+0.290	16:32:14.161
8	1:13.897	+0.040	16:33:28.058
9	1:14.064	+0.207	16:34:42.122
10	1:13.857		16:35:55.979

Lap	Lap Tm	Diff	Time of Day
(90) Aaron Hay			
1	1:22.501	+8.336	16:24:41.740
2	1:17.444	+3.279	16:25:59.184
3	1:15.629	+1.464	16:27:14.813
4	1:15.097	+0.932	16:28:29.910
5	1:15.147	+0.982	16:29:45.057
6	1:16.204	+2.039	16:31:01.261
7	1:14.911	+0.746	16:32:16.172
8	1:14.165		16:33:30.337
9	1:15.258	+1.093	16:34:45.595
10	1:15.033	+0.868	16:36:00.628


Lap	Lap Tm	Diff	Time of Day
(64) Tom McHale			
1	1:22.779	+8.653	16:24:41.435
2	1:17.586	+3.460	16:25:59.021
3	1:16.469	+2.343	16:27:15.490
4	1:16.018	+1.892	16:28:31.508
5	1:15.783	+1.657	16:29:47.291
6	1:15.451	+1.325	16:31:02.742
7	1:14.609	+0.483	16:32:17.351
8	1:14.126		16:33:31.477
9	1:14.492	+0.366	16:34:45.969
10	1:14.995	+0.869	16:36:00.964

Lap	Lap Tm	Diff	Time of Day
(22) Richard McNeil			
1	1:20.679	+5.207	16:24:39.367
2	1:17.148	+1.676	16:25:56.515
3	1:15.472		16:27:11.987
4	1:16.047	+0.575	16:28:28.034
5	1:16.409	+0.937	16:29:44.443
6	1:16.553	+1.081	16:31:00.996
7	1:16.077	+0.605	16:32:17.073
8	1:16.284	+0.812	16:33:33.357
9	1:15.768	+0.296	16:34:49.125
10	1:15.569	+0.097	16:36:04.694

(43) Chris Wilkinson			
1	1:22.645	+6.842	16:24:43.069

Chief Timekeeper:
Clerk of Course:
Weather & Track: Bright / Dry
Results: www.sportstimingservices.com
Printed: 03/05/2010 16:40:22





Thundersport GB - Rounds 5 and 6

BMC Filters Formula 600

Snetterton 1.952 Miles

Race 15

03/05/2010 16:23

Race started at 16:23:14

Lap	Lap Tm	Diff	Time of Day
2	1:17.338	+1.535	16:26:00.407
3	1:17.068	+1.265	16:27:17.475
4	1:15.803		16:28:33.278
5	1:17.235	+1.432	16:29:50.513
6	1:16.272	+0.469	16:31:06.785
7	1:16.217	+0.414	16:32:23.002
8	1:16.708	+0.905	16:33:39.710
9	1:16.785	+0.982	16:34:56.495
10	1:17.063	+1.260	16:36:13.558

(176) Kevin English

1	1:22.389	+6.150	16:24:42.353
2	1:17.437	+1.198	16:25:59.790
3	1:20.261	+4.022	16:27:20.051
4	1:17.090	+0.851	16:28:37.141
5	1:18.882	+2.643	16:29:56.023
6	1:17.989	+1.750	16:31:14.012
7	1:17.251	+1.012	16:32:31.263
8	1:16.395	+0.156	16:33:47.658
9	1:16.368	+0.129	16:35:04.026
10	1:16.239		16:36:20.265

(58) John Byrne

1	1:24.221	+8.207	16:24:44.057
2	1:19.764	+3.750	16:26:03.821
3	1:18.030	+2.016	16:27:21.851
4	1:17.208	+1.194	16:28:39.059
5	1:17.182	+1.168	16:29:56.241
6	1:18.106	+2.092	16:31:14.347
7	1:16.617	+0.603	16:32:30.964
8	1:16.255	+0.241	16:33:47.219
9	1:17.827	+1.813	16:35:05.046
10	1:16.014		16:36:21.060

(96) Callum O'Shea

1	1:22.701	+5.347	16:24:42.362
2	1:18.593	+1.239	16:26:00.955
3	1:17.799	+0.445	16:27:18.754
4	1:17.706	+0.352	16:28:36.460
5	1:17.974	+0.620	16:29:54.434
6	1:17.779	+0.425	16:31:12.213
7	1:17.354		16:32:29.567
8	1:17.608	+0.254	16:33:47.175
9	1:18.199	+0.845	16:35:05.374
10	1:17.654	+0.300	16:36:23.028

(168) Ryan Cox

1	1:23.962	+7.109	16:24:44.659
2	1:20.434	+3.581	16:26:05.093
3	1:20.545	+3.692	16:27:25.638
4	1:18.067	+1.214	16:28:43.705
5	1:17.806	+0.953	16:30:01.511
6	1:17.167	+0.314	16:31:18.678
7	1:18.273	+1.420	16:32:36.951
8	1:17.896	+1.043	16:33:54.847
9	1:16.853		16:35:11.700
10	1:17.301	+0.448	16:36:29.001

(59) Brandon Barker

1	1:23.619	+5.500	16:24:43.111
2	1:19.346	+1.227	16:26:02.457

Lap	Lap Tm	Diff	Time of Day
3	1:19.883	+1.764	16:27:22.340
4	1:18.774	+0.655	16:28:41.114
5	1:18.804	+0.685	16:29:59.918
6	1:18.524	+0.405	16:31:18.442
7	1:18.119		16:32:36.561
8	1:19.028	+0.909	16:33:55.589
9	1:18.614	+0.495	16:35:14.203
10	1:18.326	+0.207	16:36:32.529

(21) Austen Wilson

1	1:25.617	+8.658	16:24:46.040
2	1:21.415	+4.456	16:26:07.455
3	1:18.537	+1.578	16:27:25.992
4	1:20.501	+3.542	16:28:46.493
5	1:18.199	+1.240	16:30:04.692
6	1:16.979	+0.020	16:31:21.671
7	1:16.959		16:32:38.630
8	1:17.789	+0.830	16:33:56.419
9	1:17.739	+0.780	16:35:14.158
10	1:18.798	+1.839	16:36:32.956

(126) Dean Young

1	1:24.201	+4.224	16:24:43.776
2	1:20.578	+0.601	16:26:04.354
3	1:20.841	+0.864	16:27:25.195
4	1:20.935	+0.958	16:28:46.130
5	1:19.977		16:30:06.107
6	1:20.630	+0.653	16:31:26.737
7	1:21.227	+1.250	16:32:47.964
8	1:20.514	+0.537	16:34:08.478
9	1:20.463	+0.486	16:35:28.941

(76) Dan Shailer

1	1:25.768	+5.062	16:24:45.965
2	1:22.011	+1.305	16:26:07.976
3	1:23.332	+2.626	16:27:31.308
4	1:21.712	+1.006	16:28:53.020
5	1:21.011	+0.305	16:30:14.031
6	1:21.292	+0.586	16:31:35.323
7	1:20.706		16:32:56.029
8	1:24.948	+4.242	16:34:20.977
9	1:21.741	+1.035	16:35:42.718

(100) John Fuller

1	1:21.287	+5.754	16:24:40.239
2	1:16.997	+1.464	16:25:57.236
3	1:15.533		16:27:12.769
4	1:16.494	+0.961	16:28:29.264

(164) Dermot Deegan

1	1:23.639	+4.251	16:24:43.578
2	1:19.388		16:26:02.966

Chief Timekeeper:

Clerk of Course:

Weather & Track: Bright / Dry

Results: www.sportstimingservices.com





Thundersport GB - Rounds 5 and 6

Sorted on Best Lap time

Bridgestone Thundersport 500

Snetterton 1.952 Miles

1st Qualifying

01/05/2010 16:03

Practice started at 16:03:29

Pos	No.	Name	Class	Make	Model	Best Tm	In Lap	Diff	2nd Best	2nd Lap
1	108	Matthew Douglas	Tsport 500	Honda	500	1:23.330	6		1:24.536	8
2	66	James Webster	Tsport 500	Honda	500	1:23.727	11	0.397	1:24.530	3
3	321	Chris Kingham	Tsport 500	Honda	500	1:24.129	11	0.799	1:24.228	5
4	97	Jim Lovell	Tsport 500	Honda	500	1:24.288	3	0.958	1:24.372	2
5	77	Colin Groom	Tsport 500	Honda	500	1:24.340	9	1.010	1:24.600	2
6	95	Jordan Watling	Tsport 500	Honda	500	1:24.551	3	1.221	1:24.745	4
7	5	Darryl Harrison	Tsport 500	Honda	500	1:25.228	4	1.898	1:25.714	5
8	18	David Jeff	Tsport 500	Honda	500	1:26.429	9	3.099	1:26.923	10
9	161	Mark Evans	Tsport 500	Honda	500	1:26.535	9	3.205	1:26.755	10
10	53	Sam Banda	Tsport 500	Honda	500	1:26.728	5	3.398	1:27.066	7
11	62	Geoff Aukett	Tsport 500	Honda	500	1:27.032	9	3.702	1:27.343	8
12	80	Paul Daley	Tsport 500	Honda	500	1:27.211	2	3.881	1:27.634	8
13	19	David Knight	Tsport 500	Honda	500	1:28.223	10	4.893	1:29.249	4
14	20	Gareth Robinson	Tsport 500	Honda	500	1:28.451	8	5.121	1:28.597	10
15	29	Martyn Smith	Tsport 500	Honda	500	1:28.653	3	5.323	1:29.038	7
16	78	Graeme Marshall	Tsport 500	Honda	500	1:28.661	7	5.331	1:29.360	9
17	84	Jason Taylor	Tsport 500	Honda	500	1:28.719	10	5.389	1:28.746	9
18	115	Matt Hull	Tsport 500	Honda	500	1:28.813	7	5.483	1:28.844	8
19	36	Vincent Hunt	Tsport 500	Honda	500	1:29.295	7	5.965	1:29.677	10
20	87	Christopher Bazeley	Tsport 500	Honda	500	1:29.329	5	5.999	1:29.573	4
21	1	Gary Wheatley	Tsport 500	Honda	500	1:29.538	9	6.208	1:29.721	6
22	16	Craig Jeff	Tsport 500	Honda	500	1:29.774	3	6.444	1:30.966	2
23	22	Adam Carter	Tsport 500	Honda	500	1:29.837	3	6.507	1:32.120	2
24	6	Richard Walsh	Tsport 500	Honda	500	1:30.237	5	6.907	1:30.291	6
25	70	Nathan Hutchinson	Tsport 500	Honda	500	1:30.324	3	6.994	1:30.836	4
26	57	Chris Poncia	Tsport 500	Honda	500	1:30.638	7	7.308	1:31.108	5
27	47	Steve Kain	Tsport 500	Honda	500	1:30.664	4	7.334	1:30.737	5
28	24	Simon Matthews	Tsport 500	Honda	500	1:30.682	10	7.352	1:30.860	9
29	72	Mike Bailey	Tsport 500	Honda	500	1:31.333	3	8.003	1:31.495	5
30	59	Seth Curry	Tsport 500	Honda	500	1:31.504	5	8.174	1:31.658	4
31	194	Neil Gayford	Tsport 500	Honda	500	1:32.499	2	9.169	1:33.111	4
32	11	John Miller	Tsport 500	Honda	500	1:35.066	7	11.736	1:35.448	5
33	56	Kenneth Dobson	Tsport 500	Honda	500	1:35.404	7	12.074	1:36.800	9
34	25	Brian Motherby	Tsport 500	Honda	500	1:36.943	6	13.613	1:37.418	8
35	99	Andrew Scanlon	Tsport 500	Honda	500	1:39.008	2	15.678	1:49.884	1
36	26	Matthew Poncia	Tsport 500	Honda	500	1:39.523	9	16.193	1:40.759	8
37	12	David Schofield	Tsport 500	Honda	500	1:42.035	9	18.705	1:43.819	8

Announcements

**** No.29 - PLEASE CHARGE TRANSPONDER - LOW BATTERY ****

Chief Timekeeper:

Clerk of Course:

Weather & Track: Bright / Dry

Results: www.sportstimingservices.com

Printed: 01/05/2010 16:20:28





Thundersport GB - Rounds 5 and 6

Sorted on Best Lap time

Bridgestone Thundersport 500

Snetterton 1.952 Miles

2nd Qualifying

02/05/2010 11:01

Practice started at 11:01:44

Pos	No.	Name	Class	Make	Model	Best Tm	In Lap	Diff	2nd Best	2nd Lap
1	66	James Webster	Tsport 500	Honda	500	1:35.542	6		1:36.095	5
2	20	Gareth Robinson	Tsport 500	Honda	500	1:35.924	6	0.382	1:37.928	5
3	95	Jordan Watling	Tsport 500	Honda	500	1:36.475	6	0.933	1:37.666	5
4	77	Colin Groom	Tsport 500	Honda	500	1:36.735	6	1.193	1:37.292	5
5	161	Mark Evans	Tsport 500	Honda	500	1:37.320	6	1.778	1:37.518	5
6	5	Darryl Harrison	Tsport 500	Honda	500	1:38.045	6	2.503	1:38.986	5
7	62	Geoff Aukett	Tsport 500	Honda	500	1:38.342	4	2.800	1:41.590	3
8	80	Paul Daley	Tsport 500	Honda	500	1:38.604	5	3.062	1:38.680	3
9	97	Jim Lovell	Tsport 500	Honda	500	1:39.530	6	3.988	1:40.594	5
10	108	Matthew Douglas	Tsport 500	Honda	500	1:39.736	6	4.194	1:43.038	5
11	19	David Knight	Tsport 500	Honda	500	1:40.293	4	4.751	1:41.534	3
12	16	Craig Jeff	Tsport 500	Honda	500	1:40.345	5	4.803	1:40.795	6
13	53	Sam Banda	Tsport 500	Honda	500	1:40.376	6	4.834	1:42.065	5
14	70	Nathan Hutchinson	Tsport 500	Honda	500	1:40.422	6	4.880	1:40.589	5
15	9	Kevin Jones	Tsport 500	Honda	500	1:40.525	6	4.983	1:41.731	5
16	321	Chris Kingham	Tsport 500	Honda	500	1:41.161	1	5.619		0
17	78	Graeme Marshall	Tsport 500	Honda	500	1:41.256	4	5.714	1:42.093	6
18	22	Adam Carter	Tsport 500	Honda	500	1:41.435	3	5.893	1:42.016	2
19	18	David Jeff	Tsport 500	Honda	500	1:42.454	6	6.912	1:43.637	3
20	57	Chris Poncia	Tsport 500	Honda	500	1:43.853	5	8.311	1:45.035	6
21	115	Matt Hull	Tsport 500	Honda	500	1:44.263	5	8.721	1:45.080	6
22	35	Katy Morton	Tsport 500	Honda	500	1:44.685	6	9.143	1:46.619	5
23	11	John Miller	Tsport 500	Honda	500	1:45.534	3	9.992	1:54.185	4
24	29	Martyn Smith	Tsport 500	Honda	500	1:45.718	6	10.176	1:47.215	5
25	194	Neil Gayford	Tsport 500	Honda	500	1:45.830	2	10.288	1:47.872	4
26	72	Mike Bailey	Tsport 500	Honda	500	1:46.131	6	10.589	1:47.119	5
27	84	Jason Taylor	Tsport 500	Honda	500	1:46.568	5	11.026	1:46.719	6
28	56	Kenneth Dobson	Tsport 500	Honda	500	1:47.761	3	12.219	1:48.277	4
29	87	Christopher Bazeley	Tsport 500	Honda	500	1:48.223	1	12.681		0
30	24	Simon Matthews	Tsport 500	Honda	500	1:48.331	3	12.789	1:49.826	5
31	6	Richard Walsh	Tsport 500	Honda	500	1:48.361	3	12.819	1:50.963	2
32	36	Vincent Hunt	Tsport 500	Honda	500	1:49.064	2	13.522	1:49.327	3
33	47	Steve Kain	Tsport 500	Honda	500	1:49.653	3	14.111	1:49.989	2
34	25	Brian Motherby	Tsport 500	Honda	500	1:51.107	5	15.565	1:51.391	4
35	12	David Schofield	Tsport 500	Honda	500	1:54.977	5	19.435	1:58.755	4
36	1	Gary Wheatley	Tsport 500	Honda	500		0			0
37	99	Andrew Scanlon	Tsport 500	Honda	500		0			0

Chief Timekeeper:

Clerk of Course:

Weather & Track: Cloudy / Wet

Results: www.sportstimingsservices.com

Printed: 02/05/2010 11:14:46





Thundersport GB - Rounds 5 and 6

Bridgestone Thundersport 500

Snetterton 1.952 Miles

Qualifying Overall

Pos	No.	Name	Class	Make	Model	Overall BestTm	R1. Best Tm	R2. Best Tm	Diff
1	108	Matthew Douglas	Tsport 500	Honda	500	1:23.330	1:23.330	1:39.736	
2	66	James Webster	Tsport 500	Honda	500	1:23.727	1:23.727	1:35.542	0.397
3	321	Chris Kingham	Tsport 500	Honda	500	1:24.129	1:24.129	1:41.161	0.799
4	97	Jim Lovell	Tsport 500	Honda	500	1:24.288	1:24.288	1:39.530	0.958
5	77	Colin Groom	Tsport 500	Honda	500	1:24.340	1:24.340	1:36.735	1.010
6	95	Jordan Watling	Tsport 500	Honda	500	1:24.551	1:24.551	1:36.475	1.221
7	5	Darryl Harrison	Tsport 500	Honda	500	1:25.228	1:25.228	1:38.045	1.898
8	18	David Jeff	Tsport 500	Honda	500	1:26.429	1:26.429	1:42.454	3.099
9	161	Mark Evans	Tsport 500	Honda	500	1:26.535	1:26.535	1:37.320	3.205
10	53	Sam Banda	Tsport 500	Honda	500	1:26.728	1:26.728	1:40.376	3.398
11	62	Geoff Aukett	Tsport 500	Honda	500	1:27.032	1:27.032	1:38.342	3.702
12	80	Paul Daley	Tsport 500	Honda	500	1:27.211	1:27.211	1:38.604	3.881
13	19	David Knight	Tsport 500	Honda	500	1:28.223	1:28.223	1:40.293	4.893
14	20	Gareth Robinson	Tsport 500	Honda	500	1:28.451	1:28.451	1:35.924	5.121
15	29	Martyn Smith	Tsport 500	Honda	500	1:28.653	1:28.653	1:45.718	5.323
16	78	Graeme Marshall	Tsport 500	Honda	500	1:28.661	1:28.661	1:41.256	5.331
17	84	Jason Taylor	Tsport 500	Honda	500	1:28.719	1:28.719	1:46.568	5.389
18	115	Matt Hull	Tsport 500	Honda	500	1:28.813	1:28.813	1:44.263	5.483
19	36	Vincent Hunt	Tsport 500	Honda	500	1:29.295	1:29.295	1:49.064	5.965
20	87	Christopher Bazeley	Tsport 500	Honda	500	1:29.329	1:29.329	1:48.223	5.999
21	1	Gary Wheatley	Tsport 500	Honda	500	1:29.538	1:29.538		6.208
22	16	Craig Jeff	Tsport 500	Honda	500	1:29.774	1:29.774	1:40.345	6.444
23	22	Adam Carter	Tsport 500	Honda	500	1:29.837	1:29.837	1:41.435	6.507
24	6	Richard Walsh	Tsport 500	Honda	500	1:30.237	1:30.237	1:48.361	6.907
25	70	Nathan Hutchinson	Tsport 500	Honda	500	1:30.324	1:30.324	1:40.422	6.994
26	57	Chris Poncia	Tsport 500	Honda	500	1:30.638	1:30.638	1:43.853	7.308
27	47	Steve Kain	Tsport 500	Honda	500	1:30.664	1:30.664	1:49.653	7.334
28	24	Simon Matthews	Tsport 500	Honda	500	1:30.682	1:30.682	1:48.331	7.352
29	72	Mike Bailey	Tsport 500	Honda	500	1:31.333	1:31.333	1:46.131	8.003
30	59	Seth Curry	Tsport 500	Honda	500	1:31.504	1:31.504		8.174
31	194	Neil Gayford	Tsport 500	Honda	500	1:32.499	1:32.499	1:45.830	9.169
32	11	John Miller	Tsport 500	Honda	500	1:35.066	1:35.066	1:45.534	11.736
33	56	Kenneth Dobson	Tsport 500	Honda	500	1:35.404	1:35.404	1:47.761	12.074
34	25	Brian Motherby	Tsport 500	Honda	500	1:36.943	1:36.943	1:51.107	13.613
35	99	Andrew Scanlon	Tsport 500	Honda	500	1:39.008	1:39.008		15.678
36	26	Matthew Poncia	Tsport 500	Honda	500	1:39.523	1:39.523		16.193
37	9	Kevin Jones	Tsport 500	Honda	500	1:40.525		1:40.525	17.195
38	12	David Schofield	Tsport 500	Honda	500	1:42.035	1:42.035	1:54.977	18.705
39	35	Katy Morton	Tsport 500	Honda	500	1:44.685		1:44.685	21.355

Chief Timekeeper:

Clerk of Course:

Weather & Track:

Results: www.sportstimingservices.com

Printed: 02/05/2010 11:15:34





Thundersport GB - Rounds 5 and 6

Snetterton 1.952 Miles

Bridgestone Thundersport 500

02/05/2010

Sunday Race 1 & 11, Monday Race 1 & 11



POLE POSITION

** NOTE: USE RED GRID POSITIONS ONLY **

1	1 108	2 66	3 321	4 97
2	5 77	6 95	7 5	8 18
3	9 161	10 53	11 62	12 80
4	13 19	14 20	15 29	16 78
5	17 84	18 115	19 36	20 87
6	21 1	22 16	23 22	24 6
7	25 70	26 57	27 47	28 24
8	29 72	30 59	31 194	32 11
9	33 56	34 25	35 99	36 26
10	37 9	38 12	39 35	

** NOTE: USE RED GRID POSITIONS ONLY **

Chief Timekeeper:

Clerk of Course:

Weather & Track:

Results: www.sportstimeservices.com

Printed: 02/05/2010 11:20:07





Thundersport GB - Rounds 5 and 6

Sorted on Laps

Bridgestone Thundersport 500

Snetterton 1.952 Miles

Race 1

02/05/2010 11:52

Race started at 11:52:56

Pos	No.	Name	Class	Make	Model	Laps	Total Tm	Diff	Best Tm	Best Spd	In Lap
1	18	David Jeff	Tsport 500	Honda	500	10	15:40.369		1:31.464	76.830	2
2	77	Colin Groom	Tsport 500	Honda	500	10	15:45.221	4.852	1:31.870	76.491	9
3	321	Chris Kingham	Tsport 500	Honda	500	10	15:45.296	4.927	1:32.355	76.089	10
4	97	Jim Lovell	Tsport 500	Honda	500	10	15:59.030	18.661	1:34.468	74.387	10
5	62	Geoff Aukett	Tsport 500	Honda	500	10	15:59.294	18.925	1:32.376	76.072	8
6	16	Craig Jeff	Tsport 500	Honda	500	10	16:02.204	21.835	1:33.837	74.887	7
7	53	Sam Banda	Tsport 500	Honda	500	10	16:02.664	22.295	1:32.788	75.734	10
8	108	Matthew Douglas	Tsport 500	Honda	500	10	16:12.082	31.713	1:34.510	74.354	5
9	194	Neil Gayford	Tsport 500	Honda	500	10	16:23.284	42.915	1:35.090	73.901	10
10	19	David Knight	Tsport 500	Honda	500	10	16:23.742	43.373	1:35.124	73.874	5
11	78	Graeme Marshall	Tsport 500	Honda	500	10	16:25.906	45.537	1:35.196	73.818	10
12	47	Steve Kain	Tsport 500	Honda	500	10	16:26.191	45.822	1:35.499	73.584	5
13	9	Kevin Jones	Tsport 500	Honda	500	10	16:26.227	45.858	1:35.036	73.943	10
14	22	Adam Carter	Tsport 500	Honda	500	10	16:27.937	47.568	1:33.864	74.866	9
15	115	Matt Hull	Tsport 500	Honda	500	10	16:29.780	49.411	1:34.070	74.702	10
16	29	Martyn Smith	Tsport 500	Honda	500	10	16:32.510	52.141	1:34.424	74.422	10
17	72	Mike Bailey	Tsport 500	Honda	500	10	16:34.125	53.756	1:35.339	73.708	9
18	84	Jason Taylor	Tsport 500	Honda	500	10	16:41.621	1:01.252	1:37.013	72.436	9
19	87	Christopher Bazeley	Tsport 500	Honda	500	10	17:12.167	1:31.798	1:35.725	73.410	10
20	35	Katy Morton	Tsport 500	Honda	500	10	17:14.290	1:33.921	1:39.517	70.613	10
21	25	Brian Motherby	Tsport 500	Honda	500	9	15:45.743	1 Lap	1:40.642	69.824	9
22	26	Matthew Poncia	Tsport 500	Honda	500	9	16:08.090	1 Lap	1:41.474	69.251	9
23	59	Seth Curry	Tsport 500	Honda	500	9	16:19.931	1 Lap	1:38.706	71.193	8
24	12	David Schofield	Tsport 500	Honda	500	9	16:21.720	1 Lap	1:43.500	67.896	9
25	56	Kenneth Dobson	Tsport 500	Honda	500	9	16:21.833	1 Lap	1:43.235	68.070	9

Not classified ()

11	John Miller	Tsport 500	Honda	500	9	15:36.872	DNF	1:40.047	70.239	3
57	Chris Poncia	Tsport 500	Honda	500	7	12:12.921	DNF	1:39.812	70.404	7
95	Jordan Watling	Tsport 500	Honda	500	6	9:37.492	DNF	1:31.108	77.130	5
70	Nathan Hutchinson	Tsport 500	Honda	500	6	10:27.219	DNF	1:39.833	70.390	5
80	Paul Daley	Tsport 500	Honda	500	2	3:16.596	DNF	1:34.031	74.733	2
36	Vincent Hunt	Tsport 500	Honda	500	1	1:51.321	DNF	1:46.440	66.020	1
20	Gareth Robinson	Tsport 500	Honda	500	1	1:51.917	DNF	1:47.955	65.094	1
66	James Webster	Tsport 500	Honda	500		0.018	DNF	-	-	0
5	Darryl Harrison	Tsport 500	Honda	500		3.070	DNF	-	-	0
161	Mark Evans	Tsport 500	Honda	500		3.073	DNF	-	-	0

Announcements

** 10 second penalty - No 70 (yellow flag infringement) **

Margin of Victory	Avg. Speed	Best Lap Tm	Best Spd	Best Lap by
4.852	74.728	1:31.108	77.130	95 - Jordan Watling

Chief Timekeeper:

Clerk of Course:

Weather & Track: Cloudy / Damp

Results: www.sportstimingservices.com





Thundersport GB - Rounds 5 and 6

Lapchart

Bridgestone Thundersport 500

Snetterton 1.952 Miles

Race 1

02/05/2010 11:52

Race started at 11:52:56

Competitors		Laps												
		0	1	2	3	4	5	6	7	8	9	10		
Chris Kingham (321)	1	321	97	18	18	18	18	18	18	18	18	18	18	18
James Webster (66)	2	66	80	80	321	321	321	321	321	321	77	77	77	77
Matthew Douglas (108)	3	108	321	321	97	77	77	77	77	77	77	321	321	321
Jim Lovell (97)	4	97	18	97	77	97	97	97	97	97	97	97	97	97
Colin Groom (77)	5	77	108	77	108	95	95	95	16	16	62	62	62	62
Jordan Watling (95)	6	95	77	108	16	16	16	16	62	62	16	16	16	16
Darryl Harrison (5)	7	5	16	16	53	108	108	108	108	53	53	53	53	53
Mark Evans (161)	8	161	53	53	95	53	53	62	53	108	108	108	108	108
David Jeff (18)	9	18	84	62	62	62	62	53	19	19	19	19	194	194
Paul Daley (80)	10	80	62	78	78	78	78	78	47	194	194	194	19	19
Geoff Aukett (62)	11	62	87	84	9	47	47	19	194	47	47	47	78	78
Sam Banda (53)	12	53	78	95	19	19	19	47	78	78	78	78	47	47
Gareth Robinson (20)	13	20	36	9	47	194	194	194	9	9	9	9	9	9
Matt Hull (115)	14	115	29	47	194	9	9	9	22	22	22	22	22	22
Martyn Smith (29)	15	29	47	19	84	84	29	22	84	115	115	115	115	115
Jason Taylor (84)	16	84	20	194	29	29	84	29	29	29	29	29	29	29
Graeme Marshall (78)	17	78	70	87	22	22	22	84	115	84	72	72	72	72
Vincent Hunt (36)	18	36	194	70	70	72	72	115	72	72	84	84	84	84
Craig Jeff (16)	19	16	9	29	87	70	115	72	35	35	35	35	87	87
Christopher Bazeley (87)	20	87	19	115	72	115	70	70	57	11	87	35	35	35
Adam Carter (22)	21	22	22	22	115	87	11	11	11	87	11	11	11	11
Nathan Hutchinson (70)	22	70	95	72	11	11	35	35	87	25	25	25	25	25
Neil Gayford (194)	23	194	72	11	57	35	57	57	25	26	26	26	26	26
Steve Kain (47)	24	47	115	57	35	57	87	87	26	12	59	59	59	59
Chris Poncia (57)	25	57	57	25	25	25	25	25	12	56	12	12	12	12
Mike Bailey (72)	26	72	11	35	56	56	26	26	56	59	56	56	56	56
Kevin Jones (9)	27	9	25	56	12	26	56	12	59	59	59	59	59	59
Brian Motherby (25)	28	25	35	12	26	12	12	56	56	56	56	56	56	56
Matthew Poncia (26)	29	26	12	26	59	59	59	59	59	59	59	59	59	59
David Knight (19)	30	19	56	59	59	59	59	59	59	59	59	59	59	59
Kenneth Dobson (56)	31	56	26	26	26	26	26	26	26	26	26	26	26	26
John Miller (11)	32	11	59	59	59	59	59	59	59	59	59	59	59	59
David Schofield (12)	33	12	12	12	12	12	12	12	12	12	12	12	12	12
Katy Morton (35)	34	35	35	35	35	35	35	35	35	35	35	35	35	35
Seth Curry (59)	35	59	59	59	59	59	59	59	59	59	59	59	59	59

Chief Timekeeper:

Clerk of Course:

Weather & Track: Cloudy / Damp

Results: www.sportstimingsservices.com

Printed: 02/05/2010 12:14:21





Thundersport GB - Rounds 5 and 6

Bridgestone Thundersport 500

Snetterton 1.952 Miles

Race 1

02/05/2010 11:52

Race started at 11:52:56

Lap	Lap Tm	Diff	Time of Day
(18) David Jeff			
1	1:40.111	+8.647	11:54:40.210
2	1:31.464		11:56:11.674
3	1:32.965	+1.501	11:57:44.639
4	1:33.759	+2.295	11:59:18.398
5	1:33.014	+1.550	12:00:51.412
6	1:33.384	+1.920	12:02:24.796
7	1:32.254	+0.790	12:03:57.050
8	1:33.596	+2.132	12:05:30.646
9	1:33.188	+1.724	12:07:03.834
10	1:33.493	+2.029	12:08:37.327

Lap	Lap Tm	Diff	Time of Day
(77) Colin Groom			
1	1:43.591	+11.721	11:54:43.241
2	1:33.573	+1.703	11:56:16.814
3	1:34.641	+2.771	11:57:51.455
4	1:33.196	+1.326	11:59:24.651
5	1:32.558	+0.688	12:00:57.209
6	1:34.353	+2.483	12:02:31.562
7	1:32.582	+0.712	12:04:04.144
8	1:33.585	+1.715	12:05:37.729
9	1:31.870		12:07:09.599
10	1:32.580	+0.710	12:08:42.179

Lap	Lap Tm	Diff	Time of Day
(321) Chris Kingham			
1	1:42.900	+10.545	11:54:39.858
2	1:34.332	+1.977	11:56:14.190
3	1:34.108	+1.753	11:57:48.298
4	1:33.436	+1.081	11:59:21.734
5	1:33.566	+1.211	12:00:55.300
6	1:33.566	+1.211	12:02:28.866
7	1:33.896	+1.541	12:04:02.762
8	1:33.759	+1.404	12:05:36.521
9	1:33.378	+1.023	12:07:09.899
10	1:32.355		12:08:42.254

Lap	Lap Tm	Diff	Time of Day
(97) Jim Lovell			
1	1:41.360	+6.892	11:54:38.388
2	1:36.026	+1.558	11:56:14.414
3	1:35.001	+0.533	11:57:49.415
4	1:35.275	+0.807	11:59:24.690
5	1:34.951	+0.483	12:00:59.641
6	1:34.758	+0.290	12:02:34.399
7	1:35.549	+1.081	12:04:09.948
8	1:35.515	+1.047	12:05:45.463
9	1:36.057	+1.589	12:07:21.520
10	1:34.468		12:08:55.988

Lap	Lap Tm	Diff	Time of Day
(62) Geoff Aukett			
1	1:46.607	+14.231	11:54:47.322
2	1:36.237	+3.861	11:56:23.559
3	1:36.865	+4.489	11:58:00.424
4	1:35.969	+3.593	11:59:36.393
5	1:35.022	+2.646	12:01:11.415
6	1:33.052	+0.676	12:02:44.467
7	1:33.578	+1.202	12:04:18.045
8	1:32.376		12:05:50.421
9	1:33.043	+0.667	12:07:23.464
10	1:32.788	+0.412	12:08:56.252

Lap	Lap Tm	Diff	Time of Day
(16) Craig Jeff			
1	1:41.982	+8.145	11:54:43.992
2	1:35.486	+1.649	11:56:19.478
3	1:37.261	+3.424	11:57:56.739
4	1:35.300	+1.463	11:59:32.039
5	1:34.480	+0.643	12:01:06.519
6	1:35.549	+1.712	12:02:42.068
7	1:33.837		12:04:15.905
8	1:34.275	+0.438	12:05:50.180
9	1:33.878	+0.041	12:07:24.058
10	1:35.104	+1.267	12:08:59.162

Lap	Lap Tm	Diff	Time of Day
(53) Sam Banda			
1	1:43.317	+10.529	11:54:44.182
2	1:37.916	+5.128	11:56:22.098
3	1:37.925	+5.137	11:58:00.023
4	1:35.719	+2.931	11:59:35.742
5	1:35.554	+2.766	12:01:11.296
6	1:34.702	+1.914	12:02:45.998
7	1:33.122	+0.334	12:04:19.120
8	1:34.132	+1.344	12:05:53.252
9	1:33.582	+0.794	12:07:26.834
10	1:32.788		12:08:59.622

Lap	Lap Tm	Diff	Time of Day
(108) Matthew Douglas			
1	1:45.059	+10.549	11:54:42.068
2	1:37.204	+2.694	11:56:19.272
3	1:37.155	+2.645	11:57:56.427
4	1:35.968	+1.458	11:59:32.395
5	1:34.510		12:01:06.905
6	1:35.537	+1.027	12:02:42.442
7	1:36.319	+1.809	12:04:18.761
8	1:36.254	+1.744	12:05:55.015
9	1:37.236	+2.726	12:07:32.251
10	1:36.789	+2.279	12:09:09.040

Lap	Lap Tm	Diff	Time of Day
(194) Neil Gayford			
1	1:46.008	+10.918	11:54:49.059
2	1:40.638	+5.548	11:56:29.697
3	1:37.826	+2.736	11:58:07.523
4	1:37.178	+2.088	11:59:44.701
5	1:36.458	+1.368	12:01:21.159
6	1:36.620	+1.530	12:02:57.779
7	1:35.415	+0.325	12:04:33.194
8	1:36.038	+0.948	12:06:09.232
9	1:35.920	+0.830	12:07:45.152
10	1:35.090		12:09:20.242

Lap	Lap Tm	Diff	Time of Day
(19) David Knight			
1	1:45.457	+10.333	11:54:49.591
2	1:39.323	+4.199	11:56:28.914
3	1:37.867	+2.743	11:58:06.781
4	1:37.687	+2.563	11:59:44.468
5	1:35.124		12:01:19.592
6	1:35.729	+0.605	12:02:55.321
7	1:36.295	+1.171	12:04:31.616
8	1:36.715	+1.591	12:06:08.331
9	1:36.243	+1.119	12:07:44.574
10	1:36.126	+1.002	12:09:20.700

(78) Graeme Marshall

Lap	Lap Tm	Diff	Time of Day
1	1:46.144	+10.948	11:54:47.956
2	1:38.086	+2.890	11:56:26.042
3	1:37.152	+1.956	11:58:03.194
4	1:37.293	+2.097	11:59:40.487
5	1:36.894	+1.698	12:01:17.381
6	1:37.707	+2.511	12:02:55.088
7	1:39.722	+4.526	12:04:34.810
8	1:36.384	+1.188	12:06:11.194
9	1:36.474	+1.278	12:07:47.668
10	1:35.196		12:09:22.864

Lap	Lap Tm	Diff	Time of Day
(47) Steve Kain			
1	1:45.543	+10.044	11:54:48.750
2	1:38.764	+3.265	11:56:27.514
3	1:39.590	+4.091	11:58:07.104
4	1:36.548	+1.049	11:59:43.652
5	1:35.499		12:01:19.151
6	1:36.662	+1.163	12:02:55.813
7	1:37.046	+1.547	12:04:32.859
8	1:36.868	+1.369	12:06:09.727
9	1:36.839	+1.340	12:07:46.566
10	1:36.583	+1.084	12:09:23.149

Lap	Lap Tm	Diff	Time of Day
(9) Kevin Jones			
1	1:45.331	+10.295	11:54:49.197
2	1:37.815	+2.779	11:56:27.012
3	1:39.589	+4.553	11:58:06.601
4	1:38.609	+3.573	11:59:45.210
5	1:37.018	+1.982	12:01:22.228
6	1:36.598	+1.562	12:02:58.826
7	1:37.701	+2.665	12:04:36.527
8	1:36.134	+1.098	12:06:12.661
9	1:35.488	+0.452	12:07:48.149
10	1:35.036		12:09:23.185

Lap	Lap Tm	Diff	Time of Day
(22) Adam Carter			
1	1:48.095	+14.231	11:54:50.219
2	1:41.976	+8.112	11:56:32.195
3	1:37.763	+3.899	11:58:09.958
4	1:38.459	+4.595	11:59:48.417
5	1:37.921	+4.057	12:01:26.338
6	1:36.033	+2.169	12:03:02.371
7	1:37.192	+3.328	12:04:39.563
8	1:35.058	+1.194	12:06:14.621
9	1:33.864		12:07:48.485
10	1:36.410	+2.546	12:09:24.895

Lap	Lap Tm	Diff	Time of Day
(115) Matt Hull			
1	1:49.534	+15.464	11:54:50.923
2	1:40.486	+6.416	11:56:31.409
3	1:42.715	+8.645	11:58:14.124
4	1:39.278	+5.208	11:59:53.402
5	1:37.719	+3.649	12:01:31.121
6	1:36.366	+2.296	12:03:07.487
7	1:35.671	+1.601	12:04:43.158
8	1:35.135	+1.065	12:06:18.293
9	1:34.375	+0.305	12:07:52.668
10	1:34.070		12:09:26.738

(29) Martyn Smith

1	1:46.755	+12.331	11:54:48.319
---	----------	---------	--------------

Chief Timekeeper:
Clerk of Course:
Weather & Track: Cloudy / Damp
Results: www.sportstimingservices.com
Printed: 02/05/2010 12:15:05





Thundersport GB - Rounds 5 and 6

Bridgestone Thundersport 500

Snetterton 1.952 Miles

Race 1

02/05/2010 11:52

Race started at 11:52:56

Lap	Lap Tm	Diff	Time of Day
2	1:42.521	+8.097	11:56:30.840
3	1:38.380	+3.956	11:58:09.220
4	1:38.666	+4.242	11:59:47.886
5	1:37.678	+3.254	12:01:25.564
6	1:38.714	+4.290	12:03:04.278
7	1:38.186	+3.762	12:04:42.464
8	1:36.611	+2.187	12:06:19.075
9	1:35.969	+1.545	12:07:55.044
10	1:34.424		12:09:29.468

(72) Mike Bailey

1	1:47.409	+12.070	11:54:50.877
2	1:41.939	+6.600	11:56:32.816
3	1:41.062	+5.723	11:58:13.878
4	1:38.833	+3.494	11:59:52.711
5	1:38.014	+2.675	12:01:30.725
6	1:37.749	+2.410	12:03:08.474
7	1:36.397	+1.058	12:04:44.871
8	1:35.484	+0.145	12:06:20.355
9	1:35.339		12:07:55.694
10	1:35.389	+0.050	12:09:31.083

(84) Jason Taylor

1	1:43.692	+6.679	11:54:45.346
2	1:41.499	+4.486	11:56:26.845
3	1:42.066	+5.053	11:58:08.911
4	1:38.942	+1.929	11:59:47.853
5	1:38.416	+1.403	12:01:26.269
6	1:38.208	+1.195	12:03:04.477
7	1:37.937	+0.924	12:04:42.414
8	1:37.475	+0.462	12:06:19.889
9	1:37.013		12:07:56.902
10	1:41.677	+4.664	12:09:38.579

(87) Christopher Bazeley

1	1:45.617	+9.892	11:54:47.642
2	1:43.007	+7.282	11:56:30.649
3	1:42.967	+7.242	11:58:13.616
4	1:41.482	+5.757	11:59:55.098
5	1:58.686	+22.961	12:01:53.784
6	1:41.833	+6.108	12:03:35.617
7	1:40.504	+4.779	12:05:16.121
8	1:39.646	+3.921	12:06:55.767
9	1:37.633	+1.908	12:08:33.400
10	1:35.725		12:10:09.125

(35) Katy Morton

1	1:49.147	+9.630	11:54:58.125
2	1:44.204	+4.687	11:56:42.329
3	1:41.860	+2.343	11:58:24.189
4	1:44.000	+4.483	12:00:08.189
5	1:40.931	+1.414	12:01:49.120
6	1:39.654	+0.137	12:03:28.774
7	1:40.840	+1.323	12:05:09.614
8	1:41.654	+2.137	12:06:51.268
9	1:40.463	+0.946	12:08:31.731
10	1:39.517		12:10:11.248

(25) Brian Motherby

1	1:51.874	+11.232	11:54:55.852
2	1:46.247	+5.605	11:56:42.099

Lap	Lap Tm	Diff	Time of Day
3	1:45.681	+5.039	11:58:27.780
4	1:45.042	+4.400	12:00:12.822
5	1:42.945	+2.303	12:01:55.767
6	1:43.180	+2.538	12:03:38.947
7	1:41.921	+1.279	12:05:20.868
8	1:41.191	+0.549	12:07:02.059
9	1:40.642		12:08:42.701

(26) Matthew Poncia

1	1:58.801	+17.327	11:55:02.813
2	1:51.094	+9.620	11:56:53.907
3	1:48.788	+7.314	11:58:42.695
4	1:46.079	+4.605	12:00:28.774
5	1:44.946	+3.472	12:02:13.720
6	1:43.572	+2.098	12:03:57.292
7	1:43.032	+1.558	12:05:40.324
8	1:43.250	+1.776	12:07:23.574
9	1:41.474		12:09:05.048

(59) Seth Curry

1	1:55.843	+17.137	11:55:45.025
2	1:46.824	+8.118	11:57:31.849
3	1:40.448	+1.742	11:59:12.297
4	1:40.623	+1.917	12:00:52.920
5	1:41.593	+2.887	12:02:34.513
6	1:43.315	+4.609	12:04:17.828
7	1:41.504	+2.798	12:05:59.332
8	1:38.706		12:07:38.038
9	1:38.851	+0.145	12:09:16.889

(12) David Schofield

1	1:55.649	+12.149	11:55:00.379
2	1:52.266	+8.766	11:56:52.645
3	1:49.923	+6.423	11:58:42.568
4	1:48.546	+5.046	12:00:31.114
5	1:47.095	+3.595	12:02:18.209
6	1:46.750	+3.250	12:04:04.959
7	1:45.444	+1.944	12:05:50.403
8	1:44.775	+1.275	12:07:35.178
9	1:43.500		12:09:18.678

(56) Kenneth Dobson

1	1:56.418	+13.183	11:55:00.918
2	1:50.456	+7.221	11:56:51.374
3	1:48.655	+5.420	11:58:40.029
4	1:48.101	+4.866	12:00:28.130
5	1:48.848	+5.613	12:02:16.978
6	1:48.120	+4.885	12:04:05.098
7	1:45.483	+2.248	12:05:50.581
8	1:44.975	+1.740	12:07:35.556
9	1:43.235		12:09:18.791

(11) John Miller

1	1:49.390	+9.343	11:54:53.990
2	1:40.778	+0.731	11:56:34.768
3	1:40.047		11:58:14.815
4	1:41.583	+1.536	11:59:56.398
5	1:49.817	+9.770	12:01:46.215
6	1:42.365	+2.318	12:03:28.580
7	1:44.466	+4.419	12:05:13.046
8	1:40.635	+0.588	12:06:53.681

Lap	Lap Tm	Diff	Time of Day
9	1:40.149	+0.102	12:08:33.830

(57) Chris Poncia

1	1:49.811	+9.999	11:54:53.044
2	1:44.983	+5.171	11:56:38.027
3	1:45.280	+5.468	11:58:23.307
4	1:44.901	+5.089	12:00:08.208
5	1:41.267	+1.455	12:01:49.475
6	1:40.592	+0.780	12:03:30.067
7	1:39.812		12:05:09.879

(95) Jordan Watling

1	1:50.549	+19.441	11:54:50.446
2	1:36.400	+5.292	11:56:26.846
3	1:33.284	+2.176	11:58:00.130
4	1:31.792	+0.684	11:59:31.922
5	1:31.108		12:01:03.030
6	1:31.420	+0.312	12:02:34.450

(70) Nathan Hutchinson

1	1:46.474	+6.641	11:54:49.058
2	1:41.604	+1.771	11:56:30.662
3	1:42.307	+2.474	11:58:12.969
4	1:40.255	+0.422	11:59:53.224
5	1:39.833		12:01:33.057
6	1:41.120	+1.287	12:03:14.177

(80) Paul Daley

1	1:38.988	+4.957	11:54:39.523
2	1:34.031		11:56:13.554

(36) Vincent Hunt

1	1:46.440		11:54:48.279
---	-----------------	--	--------------

(20) Gareth Robinson

1	1:47.955		11:54:48.875
---	-----------------	--	--------------

Chief Timekeeper:

Clerk of Course:

Weather & Track: Cloudy / Damp

Results: www.sportstimingsservices.com

Printed: 02/05/2010 12:15:05





Thundersport GB - Rounds 5 and 6

Sorted on Laps

Bridgestone Thundersport 500

Snetterton 1.952 Miles

Race 11

02/05/2010 16:21

Race started at 16:21:58

Pos	No.	Name	Class	Make	Model	Laps	Total Tm	Diff	Best Tm	Best Spd	In Lap
1	161	Mark Evans	Tsport 500	Honda	500	10	14:26.270		1:24.525	83.138	9
2	321	Chris Kingham	Tsport 500	Honda	500	10	14:26.527	0.257	1:25.243	82.437	7
3	108	Matthew Douglas	Tsport 500	Honda	500	10	14:26.980	0.710	1:25.193	82.486	6
4	95	Jordan Watling	Tsport 500	Honda	500	10	14:27.558	1.288	1:24.736	82.931	10
5	77	Colin Groom	Tsport 500	Honda	500	10	14:36.374	10.104	1:25.411	82.275	6
6	5	Darryl Harrison	Tsport 500	Honda	500	10	14:36.564	10.294	1:26.042	81.672	6
7	53	Sam Banda	Tsport 500	Honda	500	10	14:43.650	17.380	1:26.550	81.192	7
8	66	James Webster	Tsport 500	Honda	500	10	14:43.787	17.517	1:26.340	81.390	2
9	20	Gareth Robinson	Tsport 500	Honda	500	10	14:52.401	26.131	1:27.120	80.661	9
10	9	Kevin Jones	Tsport 500	Honda	500	10	14:52.417	26.147	1:26.852	80.910	10
11	62	Geoff Aukett	Tsport 500	Honda	500	10	14:53.543	27.273	1:27.652	80.172	8
12	80	Paul Daley	Tsport 500	Honda	500	10	14:55.101	28.831	1:27.552	80.263	3
13	16	Craig Jeff	Tsport 500	Honda	500	10	14:55.112	28.842	1:27.264	80.528	4
14	18	David Jeff	Tsport 500	Honda	500	10	15:02.087	35.817	1:26.227	81.497	9
15	19	David Knight	Tsport 500	Honda	500	10	15:05.854	39.584	1:28.847	79.093	4
16	29	Martyn Smith	Tsport 500	Honda	500	10	15:05.944	39.674	1:29.176	78.801	6
17	1	Gary Wheatley	Tsport 500	Honda	500	10	15:08.774	42.504	1:28.600	79.314	10
18	84	Jason Taylor	Tsport 500	Honda	500	10	15:11.119	44.849	1:29.165	78.811	4
19	115	Matt Hull	Tsport 500	Honda	500	10	15:11.406	45.136	1:29.213	78.769	9
20	47	Steve Kain	Tsport 500	Honda	500	10	15:19.224	52.954	1:29.619	78.412	6
21	72	Mike Bailey	Tsport 500	Honda	500	10	15:30.162	1:03.892	1:31.148	77.097	8
22	57	Chris Poncia	Tsport 500	Honda	500	10	15:30.769	1:04.499	1:30.727	77.454	10
23	36	Vincent Hunt	Tsport 500	Honda	500	10	15:31.737	1:05.467	1:30.469	77.675	10
24	78	Graeme Marshall	Tsport 500	Honda	500	10	15:31.883	1:05.613	1:31.083	77.152	8
25	24	Simon Matthews	Tsport 500	Honda	500	10	15:32.375	1:06.105	1:31.094	77.142	5
26	70	Nathan Hutchinson	Tsport 500	Honda	500	10	15:33.452	1:07.182	1:31.249	77.011	3
27	22	Adam Carter	Tsport 500	Honda	500	10	15:33.466	1:07.196	1:30.904	77.304	5
28	194	Neil Gayford	Tsport 500	Honda	500	10	15:36.020	1:09.750	1:30.921	77.289	9
29	59	Seth Curry	Tsport 500	Honda	500	9	14:39.192	1 Lap	1:32.133	76.272	8
30	11	John Miller	Tsport 500	Honda	500	9	14:45.050	1 Lap	1:35.008	73.964	8
31	6	Richard Walsh	Tsport 500	Honda	500	9	14:54.924	1 Lap	1:37.137	72.343	2
32	25	Brian Motherby	Tsport 500	Honda	500	9	15:03.179	1 Lap	1:37.758	71.884	9
33	35	Katy Morton	Tsport 500	Honda	500	9	15:03.316	1 Lap	1:35.819	73.338	9
34	56	Kenneth Dobson	Tsport 500	Honda	500	9	15:06.341	1 Lap	1:37.914	71.769	5
35	26	Matthew Poncia	Tsport 500	Honda	500	9	15:41.929	1 Lap	1:39.403	70.694	3
36	12	David Schofield	Tsport 500	Honda	500	9	15:47.793	1 Lap	1:40.300	70.062	9

Not classified ()

Announcements

** 10 seconds penalty - No 18 (yellow flag infringement)**

Margin of Victory	Avg. Speed	Best Lap Tm	Best Spd	Best Lap by
0.257	81.120	1:24.525	83.138	161 - Mark Evans

Chief Timekeeper:
 Clerk of Course:
 Weather & Track: Cloudy / Dry
 Results: www.sportstimingservices.com





Thundersport GB - Rounds 5 and 6

Sorted on Laps

Bridgestone Thundersport 500

Snetterton 1.952 Miles

Race 11

02/05/2010 16:21

Race started at 16:21:58

Pos	No.	Name	Class	Make	Model	Laps	Total Tm	Diff	Best Tm	Best Spd	In Lap
	97	Jim Lovell	Tsport 500	Honda	500	4	5:52.502	DNF	1:25.607	82.087	2
	99	Andrew Scanlon	Tsport 500	Honda	500	3	4:51.718	DNF	1:31.569	76.742	3
	87	Christopher Bazeley	Tsport 500	Honda	500	1	2:05.019	DNF	1:58.807	59.148	1

Announcements

** 10 seconds penalty - No 18 (yellow flag infringement)**

Margin of Victory	Avg. Speed	Best Lap Tm	Best Spd	Best Lap by
0.257	81.120	1:24.525	83.138	161 - Mark Evans

Chief Timekeeper:

Clerk of Course:

Weather & Track: Cloudy / Dry

Results: www.sportstimingsservices.com





Thundersport GB - Rounds 5 and 6

Lapchart

Bridgestone Thundersport 500

Snetterton 1.952 Miles

Race 11

02/05/2010 16:21

Race started at 16:21:58

Competitors		Laps										
		0	1	2	3	4	5	6	7	8	9	10
Jim Lovell (97)	1	97	108	97	321	321	108	108	321	321	161	161
Matthew Douglas (108)	2	108	97	108	97	97	321	321	108	108	321	321
James Webster (66)	3	66	321	321	108	108	161	161	161	161	108	108
Chris Kingham (321)	4	321	66	66	77	77	95	95	95	95	95	95
Colin Groom (77)	5	77	77	77	66	161	77	77	5	77	5	77
Jordan Watling (95)	6	95	5	95	95	66	66	5	66	5	77	5
Darryl Harrison (5)	7	5	95	5	5	95	5	66	77	66	66	53
David Jeff (18)	8	18	161	161	161	5	53	53	53	53	53	66
Mark Evans (161)	9	161	62	53	53	53	62	62	62	62	18	18
Geoff Aukett (62)	10	62	53	20	62	20	20	18	18	18	20	20
Sam Banda (53)	11	53	20	62	20	80	9	9	20	20	62	9
Paul Daley (80)	12	80	19	80	80	62	18	20	80	9	9	62
Gareth Robinson (20)	13	20	16	18	18	9	80	80	9	80	80	80
David Knight (19)	14	19	18	19	9	18	16	16	16	16	16	16
Graeme Marshall (78)	15	78	80	16	19	16	19	19	19	29	29	19
Matt Hull (115)	16	115	29	9	16	19	29	29	29	19	19	29
Martyn Smith (29)	17	29	1	29	29	29	84	84	1	1	1	1
Jason Taylor (84)	18	84	9	1	84	84	115	1	84	84	84	84
Vincent Hunt (36)	19	36	115	84	1	1	1	115	115	115	115	115
Gary Wheatley (1)	20	1	78	115	115	115	47	47	47	47	47	47
Christopher Bazeley (87)	21	87	84	47	47	47	57	72	72	72	72	72
Adam Carter (22)	22	22	47	78	57	57	72	57	57	57	57	57
Craig Jeff (16)	23	16	36	57	78	72	78	78	24	24	78	36
Richard Walsh (6)	24	6	57	72	72	78	70	70	70	78	24	78
Steve Kain (47)	25	47	72	36	70	70	36	24	78	70	70	24
Chris Poncia (57)	26	57	70	70	36	36	24	36	22	36	36	70
Nathan Hutchinson (70)	27	70	194	194	194	24	22	22	36	22	22	22
Mike Bailey (72)	28	72	99	24	99	194	194	194	194	194	194	194
Neil Gayford (194)	29	194	24	99	24	22	11	11	59	59	59	
Simon Matthews (24)	30	24	22	22	22	11	6	59	11	11	11	
Kevin Jones (9)	31	9	6	6	6	6	59	6	6	6	6	
Brian Motherby (25)	32	25	25	11	11	59	25	25	25	25	25	
Andrew Scanlon (99)	33	99	11	25	25	25	35	35	56	35	35	
John Miller (11)	34	11	35	59	59	35	56	56	35	56	56	
Seth Curry (59)	35	59	56	56	56	56	26	26	26	26	26	
Katy Morton (35)	36	35	59	35	35	26	12	12	12	12	12	
Matthew Poncia (26)	37	26	26	26	26							
Kenneth Dobson (56)	38	56	12	12	12							
David Schofield (12)	39	12	87									

Chief Timekeeper:

Clerk of Course:

Weather & Track: Cloudy / Dry

Results: www.sportstimingservices.com

Printed: 02/05/2010 16:41:18





Thundersport GB - Rounds 5 and 6

Bridgestone Thundersport 500

Snetterton 1.952 Miles

Race 11

02/05/2010 16:21

Race started at 16:21:58

Lap	Lap Tm	Diff	Time of Day
(161) Mark Evans			
1	1:32.387	+7.862	16:23:35.391
2	1:26.469	+1.944	16:25:01.860
3	1:25.869	+1.344	16:26:27.729
4	1:25.237	+0.712	16:27:52.966
5	1:25.688	+1.163	16:29:18.654
6	1:25.391	+0.866	16:30:44.045
7	1:24.806	+0.281	16:32:08.851
8	1:25.919	+1.394	16:33:34.770
9	1:24.525		16:34:59.295
10	1:25.153	+0.628	16:36:24.448

Lap	Lap Tm	Diff	Time of Day
(321) Chris Kingham			
1	1:34.762	+9.519	16:23:33.009
2	1:25.303	+0.060	16:24:58.312
3	1:25.696	+0.453	16:26:24.008
4	1:26.193	+0.950	16:27:50.201
5	1:26.350	+1.107	16:29:16.551
6	1:25.605	+0.362	16:30:42.156
7	1:25.243		16:32:07.399
8	1:25.806	+0.563	16:33:33.205
9	1:26.190	+0.947	16:34:59.395
10	1:25.310	+0.067	16:36:24.705

Lap	Lap Tm	Diff	Time of Day
(108) Matthew Douglas			
1	1:34.107	+8.914	16:23:32.292
2	1:25.903	+0.710	16:24:58.195
3	1:26.761	+1.568	16:26:24.956
4	1:25.911	+0.718	16:27:50.867
5	1:25.391	+0.198	16:29:16.258
6	1:25.193		16:30:41.451
7	1:25.953	+0.760	16:32:07.404
8	1:26.547	+1.354	16:33:33.951
9	1:25.635	+0.442	16:34:59.586
10	1:25.572	+0.379	16:36:25.158

Lap	Lap Tm	Diff	Time of Day
(95) Jordan Watling			
1	1:32.185	+7.449	16:23:34.493
2	1:26.400	+1.664	16:25:00.893
3	1:26.353	+1.617	16:26:27.246
4	1:26.225	+1.489	16:27:53.471
5	1:25.910	+1.174	16:29:19.381
6	1:24.884	+0.148	16:30:44.265
7	1:24.951	+0.215	16:32:09.216
8	1:26.220	+1.484	16:33:35.436
9	1:25.564	+0.828	16:35:01.000
10	1:24.736		16:36:25.736

Lap	Lap Tm	Diff	Time of Day
(77) Colin Groom			
1	1:31.485	+6.074	16:23:33.788
2	1:25.882	+0.471	16:24:59.670
3	1:26.691	+1.280	16:26:26.361
4	1:26.211	+0.800	16:27:52.572
5	1:26.901	+1.490	16:29:19.473
6	1:25.411		16:30:44.884
7	1:29.808	+4.397	16:32:14.692
8	1:26.444	+1.033	16:33:41.136
9	1:26.807	+1.396	16:35:07.943
10	1:26.609	+1.198	16:36:34.552

Lap	Lap Tm	Diff	Time of Day
(5) Darryl Harrison			
1	1:31.701	+5.659	16:23:34.226
2	1:26.870	+0.828	16:25:01.096
3	1:26.340	+0.298	16:26:27.436
4	1:26.438	+0.396	16:27:53.874
5	1:26.844	+0.802	16:29:20.718
6	1:26.042		16:30:46.760
7	1:26.886	+0.844	16:32:13.646
8	1:27.830	+1.788	16:33:41.476
9	1:26.437	+0.395	16:35:07.913
10	1:26.829	+0.787	16:36:34.742

Lap	Lap Tm	Diff	Time of Day
(53) Sam Banda			
1	1:32.903	+6.353	16:23:35.992
2	1:27.774	+1.224	16:25:03.766
3	1:26.907	+0.357	16:26:30.673
4	1:27.063	+0.513	16:27:57.736
5	1:27.101	+0.551	16:29:24.837
6	1:27.509	+0.959	16:30:52.346
7	1:26.550		16:32:18.896
8	1:26.999	+0.449	16:33:45.895
9	1:29.003	+2.453	16:35:14.898
10	1:26.930	+0.380	16:36:41.828

Lap	Lap Tm	Diff	Time of Day
(66) James Webster			
1	1:34.818	+8.478	16:23:33.013
2	1:26.340		16:24:59.353
3	1:27.232	+0.892	16:26:26.585
4	1:26.413	+0.073	16:27:52.998
5	1:27.268	+0.928	16:29:20.266
6	1:27.080	+0.740	16:30:47.346
7	1:27.333	+0.993	16:32:14.679
8	1:28.862	+2.522	16:33:43.541
9	1:29.385	+3.045	16:35:12.926
10	1:29.039	+2.699	16:36:41.965

Lap	Lap Tm	Diff	Time of Day
(20) Gareth Robinson			
1	1:33.561	+6.441	16:23:37.059
2	1:28.114	+0.994	16:25:05.173
3	1:29.158	+2.038	16:26:34.331
4	1:27.832	+0.712	16:28:02.163
5	1:29.020	+1.900	16:29:31.183
6	1:29.467	+2.347	16:31:00.650
7	1:28.320	+1.200	16:32:28.970
8	1:27.240	+0.120	16:33:56.210
9	1:27.120		16:35:23.330
10	1:27.249	+0.129	16:36:50.579

Lap	Lap Tm	Diff	Time of Day
(9) Kevin Jones			
1	1:34.710	+7.858	16:23:40.546
2	1:28.113	+1.261	16:25:08.659
3	1:27.636	+0.784	16:26:36.295
4	1:26.908	+0.056	16:28:03.203
5	1:28.167	+1.315	16:29:31.370
6	1:28.960	+2.108	16:31:00.330
7	1:29.133	+2.281	16:32:29.463
8	1:27.026	+0.174	16:33:56.489
9	1:27.254	+0.402	16:35:23.743
10	1:26.852		16:36:50.595

Lap	Lap Tm	Diff	Time of Day
(62) Geoff Aukett			

Lap	Lap Tm	Diff	Time of Day
1	1:32.694	+5.042	16:23:35.732
2	1:29.698	+2.046	16:25:05.430
3	1:28.697	+1.045	16:26:34.127
4	1:28.487	+0.835	16:28:02.614
5	1:27.962	+0.310	16:29:30.576
6	1:27.751	+0.099	16:30:58.327
7	1:29.548	+1.896	16:32:27.875
8	1:27.652		16:33:55.527
9	1:28.078	+0.426	16:35:23.605
10	1:28.116	+0.464	16:36:51.721

Lap	Lap Tm	Diff	Time of Day
(80) Paul Daley			
1	1:35.876	+8.324	16:23:39.009
2	1:28.105	+0.553	16:25:07.114
3	1:27.552		16:26:34.666
4	1:27.903	+0.351	16:28:02.569
5	1:29.835	+2.283	16:29:32.404
6	1:28.513	+0.961	16:31:00.917
7	1:28.238	+0.686	16:32:29.155
8	1:27.833	+0.281	16:33:56.988
9	1:28.179	+0.627	16:35:25.167
10	1:28.112	+0.560	16:36:53.279

Lap	Lap Tm	Diff	Time of Day
(16) Craig Jeff			
1	1:33.739	+6.475	16:23:38.213
2	1:29.774	+2.510	16:25:07.987
3	1:29.173	+1.909	16:26:37.160
4	1:27.264		16:28:04.424
5	1:28.120	+0.856	16:29:32.544
6	1:28.423	+1.159	16:31:00.967
7	1:28.938	+1.674	16:32:29.905
8	1:27.824	+0.560	16:33:57.729
9	1:27.778	+0.514	16:35:25.507
10	1:27.783	+0.519	16:36:53.290

Lap	Lap Tm	Diff	Time of Day
(18) David Jeff			
1	1:36.285	+10.058	16:23:38.875
2	1:28.841	+2.614	16:25:07.716
3	1:28.133	+1.906	16:26:35.849
4	1:27.810	+1.583	16:28:03.659
5	1:28.398	+2.171	16:29:32.057
6	1:28.210	+1.983	16:31:00.267
7	1:28.279	+2.052	16:32:28.546
8	1:27.538	+1.311	16:33:56.084
9	1:26.227		16:35:22.311
10	1:27.954	+1.727	16:36:50.265

Lap	Lap Tm	Diff	Time of Day
(19) David Knight			
1	1:34.499	+5.652	16:23:38.165
2	1:29.802	+0.955	16:25:07.967
3	1:29.065	+0.218	16:26:37.032
4	1:28.847		16:28:05.879
5	1:29.290	+0.443	16:29:35.169
6	1:29.439	+0.592	16:31:04.608
7	1:30.236	+1.389	16:32:34.844
8	1:30.622	+1.775	16:34:05.466
9	1:29.297	+0.450	16:35:34.763
10	1:29.269	+0.422	16:37:04.032

Lap	Lap Tm	Diff	Time of Day
(29) Martyn Smith			
1	1:35.227	+6.051	16:23:39.242

Chief Timekeeper:

Clerk of Course:

Weather & Track: Cloudy / Dry

Results: www.sportstimingservices.com

Printed: 02/05/2010 16:42:04





Thundersport GB - Rounds 5 and 6

Bridgestone Thundersport 500

Snetterton 1.952 Miles

Race 11

02/05/2010 16:21

Race started at 16:21:58

Lap	Lap Tm	Diff	Time of Day
2	1:30.249	+1.073	16:25:09.491
3	1:29.230	+0.054	16:26:38.721
4	1:29.226	+0.050	16:28:07.947
5	1:29.207	+0.031	16:29:37.154
6	1:29.176		16:31:06.330
7	1:29.356	+0.180	16:32:35.686
8	1:29.233	+0.057	16:34:04.919
9	1:29.332	+0.156	16:35:34.251
10	1:29.871	+0.695	16:37:04.122

(1) Gary Wheatley

1	1:35.887	+7.287	16:23:40.183
2	1:29.479	+0.879	16:25:09.662
3	1:31.824	+3.224	16:26:41.486
4	1:29.404	+0.804	16:28:10.890
5	1:30.325	+1.725	16:29:41.215
6	1:29.009	+0.409	16:31:10.224
7	1:29.123	+0.523	16:32:39.347
8	1:30.133	+1.533	16:34:09.480
9	1:28.872	+0.272	16:35:38.352
10	1:28.600		16:37:06.952

(84) Jason Taylor

1	1:37.137	+7.972	16:23:41.330
2	1:29.735	+0.570	16:25:11.065
3	1:29.844	+0.679	16:26:40.909
4	1:29.165		16:28:10.074
5	1:30.165	+1.000	16:29:40.239
6	1:29.731	+0.566	16:31:09.970
7	1:29.908	+0.743	16:32:39.878
8	1:30.304	+1.139	16:34:10.182
9	1:29.461	+0.296	16:35:39.643
10	1:29.654	+0.489	16:37:09.297

(115) Matt Hull

1	1:37.292	+8.079	16:23:41.214
2	1:30.172	+0.959	16:25:11.386
3	1:30.178	+0.965	16:26:41.564
4	1:29.424	+0.211	16:28:10.988
5	1:29.366	+0.153	16:29:40.354
6	1:30.430	+1.217	16:31:10.784
7	1:30.025	+0.812	16:32:40.809
8	1:30.166	+0.953	16:34:10.975
9	1:29.213		16:35:40.188
10	1:29.396	+0.183	16:37:09.584

(47) Steve Kain

1	1:37.082	+7.463	16:23:41.848
2	1:29.931	+0.312	16:25:11.779
3	1:30.445	+0.826	16:26:42.224
4	1:30.265	+0.646	16:28:12.489
5	1:30.416	+0.797	16:29:42.905
6	1:29.619		16:31:12.524
7	1:30.165	+0.546	16:32:42.689
8	1:31.007	+1.388	16:34:13.696
9	1:31.184	+1.565	16:35:44.880
10	1:32.522	+2.903	16:37:17.402

(72) Mike Bailey

1	1:37.590	+6.442	16:23:42.978
2	1:31.599	+0.451	16:25:14.577

Lap	Lap Tm	Diff	Time of Day
3	1:31.652	+0.504	16:26:46.229
4	1:31.758	+0.610	16:28:17.987
5	1:32.326	+1.178	16:29:50.313
6	1:31.163	+0.015	16:31:21.476
7	1:31.352	+0.204	16:32:52.828
8	1:31.148		16:34:23.976
9	1:32.858	+1.710	16:35:56.834
10	1:31.506	+0.358	16:37:28.340

(57) Chris Poncia

1	1:37.830	+7.103	16:23:42.704
2	1:31.203	+0.476	16:25:13.907
3	1:31.827	+1.100	16:26:45.734
4	1:31.683	+0.956	16:28:17.417
5	1:32.614	+1.887	16:29:50.031
6	1:32.488	+1.761	16:31:22.519
7	1:31.864	+1.137	16:32:54.383
8	1:31.953	+1.226	16:34:26.336
9	1:31.884	+1.157	16:35:58.220
10	1:30.727		16:37:28.947

(36) Vincent Hunt

1	1:37.571	+7.102	16:23:41.863
2	1:33.024	+2.555	16:25:14.887
3	1:32.247	+1.778	16:26:47.134
4	1:32.215	+1.746	16:28:19.349
5	1:33.097	+2.628	16:29:52.446
6	1:31.503	+1.034	16:31:23.949
7	1:32.611	+2.142	16:32:56.560
8	1:31.070	+0.601	16:34:27.630
9	1:31.816	+1.347	16:35:59.446
10	1:30.469		16:37:29.915

(78) Graeme Marshall

1	1:37.547	+6.464	16:23:41.281
2	1:31.687	+0.604	16:25:12.968
3	1:33.062	+1.979	16:26:46.030
4	1:32.898	+1.815	16:28:18.928
5	1:31.668	+0.585	16:29:50.596
6	1:32.122	+1.039	16:31:22.718
7	1:33.323	+2.240	16:32:56.041
8	1:31.083		16:34:27.124
9	1:31.288	+0.205	16:35:58.412
10	1:31.649	+0.566	16:37:30.061

(24) Simon Matthews

1	1:40.475	+9.381	16:23:45.992
2	1:31.803	+0.709	16:25:17.795
3	1:32.198	+1.104	16:26:49.993
4	1:31.533	+0.439	16:28:21.526
5	1:31.094		16:29:52.620
6	1:31.225	+0.131	16:31:23.845
7	1:31.675	+0.581	16:32:55.520
8	1:31.194	+0.100	16:34:26.714
9	1:32.252	+1.158	16:35:58.966
10	1:31.587	+0.493	16:37:30.553

(70) Nathan Hutchinson

1	1:38.301	+7.052	16:23:43.236
2	1:31.986	+0.737	16:25:15.222
3	1:31.249		16:26:46.471

Lap	Lap Tm	Diff	Time of Day
4	1:32.556	+1.307	16:28:19.027
5	1:32.152	+0.903	16:29:51.179
6	1:31.919	+0.670	16:31:23.098
7	1:32.883	+1.634	16:32:55.981
8	1:31.346	+0.097	16:34:27.327
9	1:31.657	+0.408	16:35:58.984
10	1:32.646	+1.397	16:37:31.630

(22) Adam Carter

1	1:42.261	+11.357	16:23:46.669
2	1:32.634	+1.730	16:25:19.303
3	1:31.735	+0.831	16:26:51.038
4	1:31.142	+0.238	16:28:22.180
5	1:30.904		16:29:53.084
6	1:31.482	+0.578	16:31:24.566
7	1:31.965	+1.061	16:32:56.531
8	1:31.435	+0.531	16:34:27.966
9	1:31.749	+0.845	16:35:59.715
10	1:31.929	+1.025	16:37:31.644

(194) Neil Gayford

1	1:38.810	+7.889	16:23:44.226
2	1:32.307	+1.386	16:25:16.533
3	1:32.536	+1.615	16:26:49.069
4	1:32.923	+2.002	16:28:21.992
5	1:33.232	+2.311	16:29:55.224
6	1:32.347	+1.426	16:31:27.571
7	1:32.212	+1.291	16:32:59.783
8	1:31.558	+0.637	16:34:31.341
9	1:30.921		16:36:02.262
10	1:31.936	+1.015	16:37:34.198

(59) Seth Curry

1	1:45.206	+13.073	16:23:51.514
2	1:39.390	+7.257	16:25:30.904
3	1:39.693	+7.560	16:27:10.597
4	1:37.255	+5.122	16:28:47.852
5	1:34.215	+2.082	16:30:22.067
6	1:34.316	+2.183	16:31:56.383
7	1:35.268	+3.135	16:33:31.651
8	1:32.133		16:35:03.784
9	1:33.586	+1.453	16:36:37.370

(11) John Miller

1	1:44.209	+9.201	16:23:50.309
2	1:37.499	+2.491	16:25:27.808
3	1:37.225	+2.217	16:27:05.033
4	1:37.147	+2.139	16:28:42.180
5	1:35.967	+0.959	16:30:18.147
6	1:36.898	+1.890	16:31:55.045
7	1:37.297	+2.289	16:33:32.342
8	1:35.008		16:35:07.350
9	1:35.878	+0.870	16:36:43.228

(6) Richard Walsh

1	1:42.455	+5.318	16:23:47.114
2	1:37.137		16:25:24.251
3	1:38.861	+1.724	16:27:03.112
4	1:39.193	+2.056	16:28:42.305
5	1:38.276	+1.139	16:30:20.581
6	1:37.753	+0.616	16:31:58.334

Chief Timekeeper:

Clerk of Course:

Weather & Track: Cloudy / Dry

Results: www.sportstimingservices.com

Printed: 02/05/2010 16:42:04





Thundersport GB - Rounds 5 and 6

Bridgestone Thundersport 500

Snetterton 1.952 Miles

Race 11

02/05/2010 16:21

Race started at 16:21:58

Lap	Lap Tm	Diff	Time of Day
7	1:38.965	+1.828	16:33:37.299
8	1:37.805	+0.668	16:35:15.104
9	1:37.998	+0.861	16:36:53.102

(25) Brian Motherby

1	1:43.241	+5.483	16:23:49.238
2	1:40.950	+3.192	16:25:30.188
3	1:39.844	+2.086	16:27:10.032
4	1:38.827	+1.069	16:28:48.859
5	1:38.809	+1.051	16:30:27.668
6	1:39.096	+1.338	16:32:06.764
7	1:38.344	+0.586	16:33:45.108
8	1:38.491	+0.733	16:35:23.599
9	1:37.758		16:37:01.357

(35) Katy Morton

1	1:44.254	+8.435	16:23:50.632
2	1:40.415	+4.596	16:25:31.047
3	1:40.257	+4.438	16:27:11.304
4	1:38.604	+2.785	16:28:49.908
5	1:37.848	+2.029	16:30:27.756
6	1:39.469	+3.650	16:32:07.225
7	1:41.158	+5.339	16:33:48.383
8	1:37.292	+1.473	16:35:25.675
9	1:35.819		16:37:01.494

(56) Kenneth Dobson

1	1:44.862	+6.948	16:23:51.502
2	1:39.487	+1.573	16:25:30.989
3	1:39.954	+2.040	16:27:10.943
4	1:39.723	+1.809	16:28:50.666
5	1:37.914		16:30:28.580
6	1:39.103	+1.189	16:32:07.683
7	1:39.779	+1.865	16:33:47.462
8	1:38.640	+0.726	16:35:26.102
9	1:38.417	+0.503	16:37:04.519

(26) Matthew Poncia

1	1:46.958	+7.555	16:23:53.369
2	1:40.647	+1.244	16:25:34.016
3	1:39.403		16:27:13.419
4	1:42.247	+2.844	16:28:55.666
5	1:40.761	+1.358	16:30:36.427
6	1:56.920	+17.517	16:32:33.347
7	1:40.517	+1.114	16:34:13.864
8	1:46.511	+7.108	16:36:00.375
9	1:39.732	+0.329	16:37:40.107

(12) David Schofield

1	1:49.998	+9.698	16:23:56.984
2	1:46.623	+6.323	16:25:43.607
3	1:44.371	+4.071	16:27:27.978
4	1:44.749	+4.449	16:29:12.727
5	1:45.154	+4.854	16:30:57.881
6	1:43.269	+2.969	16:32:41.150
7	1:42.257	+1.957	16:34:23.407
8	1:42.264	+1.964	16:36:05.671
9	1:40.300		16:37:45.971

(97) Jim Lovell

1	1:34.173	+8.566	16:23:32.351
---	----------	--------	--------------

Lap	Lap Tm	Diff	Time of Day
2	1:25.607		16:24:57.958
3	1:26.515	+0.908	16:26:24.473
4	1:26.207	+0.600	16:27:50.680

(99) Andrew Scanlon

1	1:39.650	+8.081	16:23:45.736
2	1:32.591	+1.022	16:25:18.327
3	1:31.569		16:26:49.896

(87) Christopher Bazeley

1	1:58.807		16:24:03.197
---	-----------------	--	--------------

Lap	Lap Tm	Diff	Time of Day
-----	--------	------	-------------

Chief Timekeeper:

Clerk of Course:

Weather & Track: Cloudy / Dry

Results: www.sportstimingsservices.com

Printed: 02/05/2010 16:42:04





Thundersport GB - Rounds 5 and 6

Sorted on Laps

Bridgestone Thundersport 500

Snetterton 1.952 Miles

Race 1

03/05/2010 10:33

Race started at 10:33:46

Pos	No.	Name	Class	Make	Model	Laps	Total Tm	Diff	Best Tm	Best Spd	In Lap
1	321	Chris Kingham	Tsport 500	Honda	500	10	14:28.342		1:24.975	82.697	9
2	161	Mark Evans	Tsport 500	Honda	500	10	14:41.615	13.273	1:25.702	81.996	3
3	20	Gareth Robinson	Tsport 500	Honda	500	10	14:41.807	13.465	1:26.862	80.901	6
4	80	Paul Daley	Tsport 500	Honda	500	10	14:42.807	14.465	1:26.209	81.514	9
5	53	Sam Banda	Tsport 500	Honda	500	10	14:44.860	16.518	1:26.130	81.588	3
6	5	Darryl Harrison	Tsport 500	Honda	500	10	14:49.940	21.598	1:26.910	80.856	7
7	16	Craig Jeff	Tsport 500	Honda	500	10	14:52.817	24.475	1:27.296	80.499	3
8	62	Geoff Aukett	Tsport 500	Honda	500	10	14:54.164	25.822	1:26.757	80.999	6
9	97	Jim Lovell	Tsport 500	Honda	500	10	14:57.063	28.721	1:26.591	81.154	4
10	95	Jordan Watling	Tsport 500	Honda	500	10	14:59.888	31.546	1:26.351	81.379	3
11	77	Colin Groom	Tsport 500	Honda	500	10	14:59.943	31.601	1:27.561	80.255	5
12	9	Kevin Jones	Tsport 500	Honda	500	10	15:07.144	38.802	1:27.702	80.126	3
13	19	David Knight	Tsport 500	Honda	500	10	15:23.131	54.789	1:30.059	78.029	3
14	78	Graeme Marshall	Tsport 500	Honda	500	10	15:31.746	1:03.404	1:30.546	77.609	8
15	57	Chris Poncia	Tsport 500	Honda	500	10	15:32.801	1:04.459	1:29.779	78.272	9
16	72	Mike Bailey	Tsport 500	Honda	500	10	15:33.489	1:05.147	1:30.875	77.328	8
17	29	Martyn Smith	Tsport 500	Honda	500	10	15:33.639	1:05.297	1:30.822	77.373	9
18	24	Simon Matthews	Tsport 500	Honda	500	10	15:44.864	1:16.522	1:31.548	76.760	6
19	1	Gary Wheatley	Tsport 500	Honda	500	10	15:52.694	1:24.352	1:32.111	76.291	3
20	70	Nathan Hutchinson	Tsport 500	Honda	500	10	15:53.697	1:25.355	1:32.751	75.764	6
21	194	Neil Gayford	Tsport 500	Honda	500	10	15:57.262	1:28.920	1:32.339	76.102	7
22	59	Seth Curry	Tsport 500	Honda	500	10	16:01.031	1:32.689	1:33.428	75.215	3
23	35	Katy Morton	Tsport 500	Honda	500	9	15:00.855	1 Lap	1:36.419	72.882	8
24	25	Brian Motherby	Tsport 500	Honda	500	9	15:01.880	1 Lap	1:37.410	72.140	5
25	26	Matthew Poncia	Tsport 500	Honda	500	9	15:08.618	1 Lap	1:37.244	72.264	7
26	6	Richard Walsh	Tsport 500	Honda	500	9	15:09.350	1 Lap	1:38.726	71.179	2
27	56	Kenneth Dobson	Tsport 500	Honda	500	9	15:09.655	1 Lap	1:37.659	71.957	7
28	12	David Schofield	Tsport 500	Honda	500	9	15:10.430	1 Lap	1:38.594	71.274	9
Not classified ()											
	47	Steve Kain	Tsport 500	Honda	500	9	13:46.264	DNF	1:28.966	78.987	3
	87	Christopher Bazeley	Tsport 500	Honda	500	9	13:58.413	DNF	1:30.672	77.501	7
	36	Vincent Hunt	Tsport 500	Honda	500	9	14:00.517	DNF	1:29.768	78.282	9
	115	Matt Hull	Tsport 500	Honda	500	7	11:04.229	DNF	1:32.621	75.870	3
	66	James Webster	Tsport 500	Honda	500	5	7:17.143	DNF	1:24.615	83.049	5
	18	David Jeff	Tsport 500	Honda	500	4	6:09.729	DNF	1:28.590	79.323	3
	108	Matthew Douglas	Tsport 500	Honda	500	1	1:37.873	DNF	1:37.814	71.842	1
	84	Jason Taylor	Tsport 500	Honda	500		4.240	DNF		-	0

Margin of Victory	Avg. Speed	Best Lap Tm	Best Spd	Best Lap by
13.273	80.927	1:24.615	83.049	66 - James Webster

Chief Timekeeper:
 Clerk of Course:
 Weather & Track: Rain / Wet
 Results: www.sportstimingservices.com





Thundersport GB - Rounds 5 and 6

Lapchart

Bridgestone Thundersport 500

Snetterton 1.952 Miles

Race 1

03/05/2010 10:33

Race started at 10:33:46

Competitors	Laps											
	0	1	2	3	4	5	6	7	8	9	10	
Chris Kingham (321)	1	321	97	321	66	66	66	321	321	321	321	321
James Webster (66)	2	66	321	97	321	321	321	161	161	161	161	161
Matthew Douglas (108)	3	108	20	66	97	97	53	20	20	20	20	20
Jim Lovell (97)	4	97	66	20	20	53	97	53	80	80	80	80
Colin Groom (77)	5	77	53	53	53	20	161	97	95	53	53	53
Jordan Watling (95)	6	95	95	95	95	161	20	95	53	5	5	5
Darryl Harrison (5)	7	5	77	77	161	95	95	80	97	95	97	16
David Jeff (18)	8	18	108	161	5	80	80	5	5	97	16	62
Mark Evans (161)	9	161	161	5	77	5	16	77	16	16	62	97
Sam Banda (53)	10	53	16	16	16	16	5	16	77	62	95	95
Geoff Aukett (62)	11	62	5	80	80	77	77	62	62	77	77	77
Paul Daley (80)	12	80	62	62	62	62	9	9	9	9	9	9
Gareth Robinson (20)	13	20	18	18	18	9	9	47	47	47	47	19
David Knight (19)	14	19	80	47	47	47	47	19	19	19	19	78
Martyn Smith (29)	15	29	19	19	9	18	19	72	72	72	87	57
Graeme Marshall (78)	16	78	47	9	19	19	87	78	87	78	78	72
Matt Hull (115)	17	115	115	29	29	29	72	87	78	87	29	29
Jason Taylor (84)	18	84	29	115	115	115	78	29	29	29	72	24
Vincent Hunt (36)	19	36	9	87	87	87	29	36	57	57	57	1
Craig Jeff (16)	20	16	87	72	72	72	115	57	36	36	36	70
Christopher Bazeley (87)	21	87	1	78	78	78	36	115	24	24	24	194
Gary Wheatley (1)	22	1	78	36	36	36	57	24	115	70	1	59
Steve Kain (47)	23	47	72	1	1	57	24	70	70	194	70	
Nathan Hutchinson (70)	24	70	36	70	57	24	70	1	194	1	194	
Richard Walsh (6)	25	6	70	57	70	1	194	194	1	59	59	
Chris Poncia (57)	26	57	57	24	24	70	1	59	59	25	35	
Simon Matthews (24)	27	24	59	59	59	194	59	25	25	35	25	
Mike Bailey (72)	28	72	24	194	194	59	25	6	6	6	26	
Neil Gayford (194)	29	194	194	6	6	6	6	35	35	56	6	
Seth Curry (59)	30	59	6	25	25	25	56	56	56	26	56	
Kevin Jones (9)	31	9	25	56	56	56	35	26	26	12	12	
Brian Motherby (25)	32	25	56	12	12	35	26	12	12			
Matthew Poncia (26)	33	26	12	35	35	26	12					
Kenneth Dobson (56)	34	56	35	26	26	12						
David Schofield (12)	35	12	26									
Katy Morton (35)	36	35										

Chief Timekeeper:

Clerk of Course:

Weather & Track: Rain / Wet

Results: www.sportstimingservices.com

Printed: 03/05/2010 10:53:43





Thundersport GB - Rounds 5 and 6

Bridgestone Thundersport 500

Snetterton 1.952 Miles

Race 1

03/05/2010 10:33

Race started at 10:33:46

Lap	Lap Tm	Diff	Time of Day
(321) Chris Kingham			
1	1:33.516	+8.541	10:35:20.491
2	1:26.956	+1.981	10:36:47.447
3	1:27.369	+2.394	10:38:14.816
4	1:25.542	+0.567	10:39:40.358
5	1:25.178	+0.203	10:41:05.536
6	1:25.461	+0.486	10:42:30.997
7	1:26.851	+1.876	10:43:57.848
8	1:25.860	+0.885	10:45:23.708
9	1:24.975		10:46:48.683
10	1:26.634	+1.659	10:48:15.317

(161) Mark Evans			
1	1:35.259	+9.557	10:35:25.307
2	1:27.387	+1.685	10:36:52.694
3	1:25.702		10:38:18.396
4	1:26.514	+0.812	10:39:44.910
5	1:26.537	+0.835	10:41:11.447
6	1:26.408	+0.706	10:42:37.855
7	1:27.574	+1.872	10:44:05.429
8	1:27.814	+2.112	10:45:33.243
9	1:27.383	+1.681	10:47:00.626
10	1:27.964	+2.262	10:48:28.590

(20) Gareth Robinson			
1	1:31.253	+4.391	10:35:21.834
2	1:27.327	+0.465	10:36:49.161
3	1:27.510	+0.648	10:38:16.671
4	1:27.812	+0.950	10:39:44.483
5	1:27.477	+0.615	10:41:11.960
6	1:26.862		10:42:38.822
7	1:27.111	+0.249	10:44:05.933
8	1:27.695	+0.833	10:45:33.628
9	1:27.533	+0.671	10:47:01.161
10	1:27.621	+0.759	10:48:28.782

(80) Paul Daley			
1	1:37.289	+11.080	10:35:27.600
2	1:28.063	+1.854	10:36:55.663
3	1:26.653	+0.444	10:38:22.316
4	1:26.363	+0.154	10:39:48.679
5	1:26.640	+0.431	10:41:15.319
6	1:27.250	+1.041	10:42:42.569
7	1:26.321	+0.112	10:44:08.890
8	1:26.805	+0.596	10:45:35.695
9	1:26.209		10:47:01.904
10	1:27.878	+1.669	10:48:29.782

(53) Sam Banda			
1	1:33.993	+7.863	10:35:24.204
2	1:27.185	+1.055	10:36:51.389
3	1:26.130		10:38:17.519
4	1:26.138	+0.008	10:39:43.657
5	1:27.242	+1.112	10:41:10.899
6	1:29.805	+3.675	10:42:40.704
7	1:29.372	+3.242	10:44:10.076
8	1:26.833	+0.703	10:45:36.909
9	1:26.634	+0.504	10:47:03.543
10	1:28.292	+2.162	10:48:31.835

Lap	Lap Tm	Diff	Time of Day
(5) Darryl Harrison			
1	1:36.396	+9.486	10:35:26.102
2	1:27.832	+0.922	10:36:53.934
3	1:27.691	+0.781	10:38:21.625
4	1:27.225	+0.315	10:39:48.850
5	1:28.368	+1.458	10:41:17.218
6	1:27.799	+0.889	10:42:45.017
7	1:26.910		10:44:11.927
8	1:27.284	+0.374	10:45:39.211
9	1:29.333	+2.423	10:47:08.544
10	1:28.371	+1.461	10:48:36.915

(16) Craig Jeff			
1	1:34.141	+6.845	10:35:25.730
2	1:28.981	+1.685	10:36:54.711
3	1:27.296		10:38:22.007
4	1:27.585	+0.289	10:39:49.592
5	1:27.324	+0.028	10:41:16.916
6	1:28.488	+1.192	10:42:45.404
7	1:27.766	+0.470	10:44:13.170
8	1:28.458	+1.162	10:45:41.628
9	1:29.949	+2.653	10:47:11.577
10	1:28.215	+0.919	10:48:39.792

(62) Geoff Aukett			
1	1:35.892	+9.135	10:35:26.124
2	1:29.866	+3.109	10:36:55.990
3	1:28.273	+1.516	10:38:24.263
4	1:28.311	+1.554	10:39:52.574
5	1:27.272	+0.515	10:41:19.846
6	1:26.757		10:42:46.603
7	1:27.570	+0.813	10:44:14.173
8	1:28.544	+1.787	10:45:42.717
9	1:29.497	+2.740	10:47:12.214
10	1:28.925	+2.168	10:48:41.139

(97) Jim Lovell			
1	1:33.159	+6.568	10:35:20.308
2	1:27.524	+0.933	10:36:47.832
3	1:27.294	+0.703	10:38:15.126
4	1:26.591		10:39:41.717
5	1:29.680	+3.089	10:41:11.397
6	1:29.675	+3.084	10:42:41.072
7	1:30.129	+3.538	10:44:11.201
8	1:28.706	+2.115	10:45:39.907
9	1:31.615	+5.024	10:47:11.522
10	1:32.516	+5.925	10:48:44.038

(95) Jordan Watling			
1	1:34.998	+8.647	10:35:24.521
2	1:27.190	+0.839	10:36:51.711
3	1:26.351		10:38:18.062
4	1:27.341	+0.990	10:39:45.403
5	1:27.284	+0.933	10:41:12.687
6	1:28.563	+2.212	10:42:41.250
7	1:28.658	+2.307	10:44:09.908
8	1:29.641	+3.290	10:45:39.549
9	1:33.793	+7.442	10:47:13.342
10	1:33.521	+7.170	10:48:46.863

(77) Colin Groom			
-------------------------	--	--	--

Lap	Lap Tm	Diff	Time of Day
1	1:35.239	+7.678	10:35:24.704
2	1:27.932	+0.371	10:36:52.636
3	1:29.052	+1.491	10:38:21.688
4	1:28.271	+0.710	10:39:49.959
5	1:27.561		10:41:17.520
6	1:27.852	+0.291	10:42:45.372
7	1:27.903	+0.342	10:44:13.275
8	1:29.891	+2.330	10:45:43.166
9	1:30.840	+3.279	10:47:14.006
10	1:32.912	+5.351	10:48:46.918

(9) Kevin Jones			
1	1:36.628	+8.926	10:35:29.858
2	1:30.212	+2.510	10:37:00.070
3	1:27.702		10:38:27.772
4	1:28.484	+0.782	10:39:56.256
5	1:27.818	+0.116	10:41:24.074
6	1:28.243	+0.541	10:42:52.317
7	1:28.561	+0.859	10:44:20.878
8	1:28.796	+1.094	10:45:49.674
9	1:29.901	+2.199	10:47:19.575
10	1:34.544	+6.842	10:48:54.119

(19) David Knight			
1	1:37.002	+6.943	10:35:27.661
2	1:31.499	+1.440	10:36:59.160
3	1:30.059		10:38:29.219
4	1:30.169	+0.110	10:39:59.388
5	1:30.369	+0.310	10:41:29.757
6	1:31.829	+1.770	10:43:01.586
7	1:30.194	+0.135	10:44:31.780
8	1:30.766	+0.707	10:46:02.546
9	1:31.657	+1.598	10:47:34.203
10	1:35.903	+5.844	10:49:10.106

(78) Graeme Marshall			
1	1:40.180	+9.634	10:35:31.324
2	1:32.772	+2.226	10:37:04.096
3	1:32.418	+1.872	10:38:36.514
4	1:32.114	+1.568	10:40:08.628
5	1:32.351	+1.805	10:41:40.979
6	1:31.467	+0.921	10:43:12.446
7	1:31.301	+0.755	10:44:43.747
8	1:30.546		10:46:14.293
9	1:31.144	+0.598	10:47:45.437
10	1:33.284	+2.738	10:49:18.721

(57) Chris Poncia			
1	1:41.493	+11.714	10:35:33.885
2	1:33.961	+4.182	10:37:07.846
3	1:32.330	+2.551	10:38:40.176
4	1:31.958	+2.179	10:40:12.134
5	1:32.181	+2.402	10:41:44.315
6	1:31.917	+2.138	10:43:16.232
7	1:30.077	+0.298	10:44:46.309
8	1:30.669	+0.890	10:46:16.978
9	1:29.779		10:47:46.757
10	1:33.019	+3.240	10:49:19.776

(72) Mike Bailey			
1	1:39.107	+8.232	10:35:31.592

Chief Timekeeper:
 Clerk of Course:
 Weather & Track: Rain / Wet
 Results: www.sportstimingservices.com
 Printed: 03/05/2010 10:54:20





Thundersport GB - Rounds 5 and 6

Bridgestone Thundersport 500

Snetterton 1.952 Miles

Race 1

03/05/2010 10:33

Race started at 10:33:46

Lap	Lap Tm	Diff	Time of Day
2	1:32.478	+1.603	10:37:04.070
3	1:31.838	+0.963	10:38:35.908
4	1:32.298	+1.423	10:40:08.206
5	1:32.521	+1.646	10:41:40.727
6	1:31.172	+0.297	10:43:11.899
7	1:31.106	+0.231	10:44:43.005
8	1:30.875		10:46:13.880
9	1:32.712	+1.837	10:47:46.592
10	1:33.872	+2.997	10:49:20.464

(29) Martyn Smith

1	1:37.678	+6.856	10:35:28.788
2	1:31.282	+0.460	10:37:00.070
3	1:32.330	+1.508	10:38:32.400
4	1:34.050	+3.228	10:40:06.450
5	1:34.857	+4.035	10:41:41.307
6	1:32.085	+1.263	10:43:13.392
7	1:30.830	+0.008	10:44:44.222
8	1:31.134	+0.312	10:46:15.356
9	1:30.822		10:47:46.178
10	1:34.436	+3.614	10:49:20.614

(24) Simon Matthews

1	1:42.852	+11.304	10:35:35.296
2	1:33.331	+1.783	10:37:08.627
3	1:33.155	+1.607	10:38:41.782
4	1:32.030	+0.482	10:40:13.812
5	1:32.158	+0.610	10:41:45.970
6	1:31.548		10:43:17.518
7	1:31.797	+0.249	10:44:49.315
8	1:31.888	+0.340	10:46:21.203
9	1:31.939	+0.391	10:47:53.142
10	1:38.697	+7.149	10:49:31.839

(1) Gary Wheatley

1	1:39.325	+7.214	10:35:31.024
2	1:34.302	+2.191	10:37:05.326
3	1:32.111		10:38:37.437
4	1:37.403	+5.292	10:40:14.840
5	1:34.822	+2.711	10:41:49.662
6	1:32.141	+0.030	10:43:21.803
7	1:33.192	+1.081	10:44:54.995
8	1:32.506	+0.395	10:46:27.501
9	1:34.055	+1.944	10:48:01.556
10	1:38.113	+6.002	10:49:39.669

(70) Nathan Hutchinson

1	1:40.635	+7.884	10:35:32.704
2	1:34.153	+1.402	10:37:06.857
3	1:34.471	+1.720	10:38:41.328
4	1:33.668	+0.917	10:40:14.996
5	1:32.986	+0.235	10:41:47.982
6	1:32.751		10:43:20.733
7	1:33.152	+0.401	10:44:53.885
8	1:32.931	+0.180	10:46:26.816
9	1:35.150	+2.399	10:48:01.966
10	1:38.706	+5.955	10:49:40.672

(194) Neil Gayford

1	1:43.016	+10.677	10:35:35.653
2	1:34.239	+1.900	10:37:09.892

Lap	Lap Tm	Diff	Time of Day
3	1:33.073	+0.734	10:38:42.965
4	1:32.536	+0.197	10:40:15.501
5	1:33.936	+1.597	10:41:49.437
6	1:32.658	+0.319	10:43:22.095
7	1:32.339		10:44:54.434
8	1:32.764	+0.425	10:46:27.198
9	1:38.359	+6.020	10:48:05.557
10	1:38.680	+6.341	10:49:44.237

(59) Seth Curry

1	1:42.131	+8.703	10:35:35.233
2	1:34.241	+0.813	10:37:09.474
3	1:33.428		10:38:42.902
4	1:34.181	+0.753	10:40:17.083
5	1:34.485	+1.057	10:41:51.568
6	1:34.457	+1.029	10:43:26.025
7	1:34.871	+1.443	10:45:00.896
8	1:35.267	+1.839	10:46:36.163
9	1:35.630	+2.202	10:48:11.793
10	1:36.213	+2.785	10:49:48.006

(35) Katy Morton

1	1:47.800	+11.381	10:35:42.189
2	1:39.846	+3.427	10:37:22.035
3	1:40.034	+3.615	10:39:02.069
4	1:38.048	+1.629	10:40:40.117
5	1:39.043	+2.624	10:42:19.160
6	1:38.442	+2.023	10:43:57.602
7	1:36.935	+0.516	10:45:34.537
8	1:36.419		10:47:10.956
9	1:36.874	+0.455	10:48:47.830

(25) Brian Motherby

1	1:45.085	+7.675	10:35:38.342
2	1:40.264	+2.854	10:37:18.606
3	1:39.793	+2.383	10:38:58.399
4	1:39.247	+1.837	10:40:37.646
5	1:37.410		10:42:15.056
6	1:38.174	+0.764	10:43:53.230
7	1:38.666	+1.256	10:45:31.896
8	1:38.521	+1.111	10:47:10.417
9	1:38.438	+1.028	10:48:48.855

(26) Matthew Poncia

1	1:49.002	+11.758	10:35:42.321
2	1:40.371	+3.127	10:37:22.692
3	1:40.020	+2.776	10:39:02.712
4	1:39.578	+2.334	10:40:42.290
5	1:38.760	+1.516	10:42:21.050
6	1:38.386	+1.142	10:43:59.436
7	1:37.244		10:45:36.680
8	1:38.140	+0.896	10:47:14.820
9	1:40.773	+3.529	10:48:55.593

(6) Richard Walsh

1	1:43.697	+4.971	10:35:35.950
2	1:38.726		10:37:14.676
3	1:40.139	+1.413	10:38:54.815
4	1:40.850	+2.124	10:40:35.665
5	1:39.614	+0.888	10:42:15.279
6	1:39.004	+0.278	10:43:54.283

Lap	Lap Tm	Diff	Time of Day
7	1:39.428	+0.702	10:45:33.711
8	1:39.759	+1.033	10:47:13.470
9	1:42.855	+4.129	10:48:56.325

(56) Kenneth Dobson

1	1:45.535	+7.876	10:35:39.156
2	1:40.477	+2.818	10:37:19.633
3	1:40.158	+2.499	10:38:59.791
4	1:39.122	+1.463	10:40:38.913
5	1:39.634	+1.975	10:42:18.547
6	1:39.501	+1.842	10:43:58.048
7	1:37.659		10:45:35.707
8	1:38.758	+1.099	10:47:14.465
9	1:42.165	+4.506	10:48:56.630

(12) David Schofield

1	1:46.036	+7.442	10:35:40.043
2	1:40.973	+2.379	10:37:21.016
3	1:40.783	+2.189	10:39:01.799
4	1:40.711	+2.117	10:40:42.510
5	1:39.404	+0.810	10:42:21.914
6	1:38.829	+0.235	10:44:00.743
7	1:38.944	+0.350	10:45:39.687
8	1:39.124	+0.530	10:47:18.811
9	1:38.594		10:48:57.405

(47) Steve Kain

1	1:36.432	+7.466	10:35:28.370
2	1:29.772	+0.806	10:36:58.142
3	1:28.966		10:38:27.108
4	1:29.281	+0.315	10:39:56.389
5	1:29.214	+0.248	10:41:25.603
6	1:29.655	+0.689	10:42:55.258
7	1:29.834	+0.868	10:44:25.092
8	1:30.015	+1.049	10:45:55.107
9	1:38.132	+9.166	10:47:33.239

(87) Christopher Bazeley

1	1:38.603	+7.931	10:35:30.279
2	1:32.182	+1.510	10:37:02.461
3	1:32.397	+1.725	10:38:34.858
4	1:32.574	+1.902	10:40:07.432
5	1:32.624	+1.952	10:41:40.056
6	1:32.408	+1.736	10:43:12.464
7	1:30.672		10:44:43.136
8	1:31.387	+0.715	10:46:14.523
9	1:30.865	+0.193	10:47:45.388

(36) Vincent Hunt

1	1:40.568	+10.800	10:35:32.055
2	1:32.639	+2.871	10:37:04.694
3	1:32.687	+2.919	10:38:37.381
4	1:31.596	+1.828	10:40:08.977
5	1:33.852	+4.084	10:41:42.829
6	1:32.755	+2.987	10:43:15.584
7	1:31.645	+1.877	10:44:47.229
8	1:30.495	+0.727	10:46:17.724
9	1:29.768		10:47:47.492

(115) Matt Hull

1	1:37.585	+4.964	10:35:28.747
---	----------	--------	--------------

Chief Timekeeper:

Clerk of Course:

Weather & Track: Rain / Wet

Results: www.sportstimingservices.com

Printed: 03/05/2010 10:54:20





Thundersport GB - Rounds 5 and 6

Bridgestone Thundersport 500

Snetterton 1.952 Miles

Race 1

03/05/2010 10:33

Race started at 10:33:46

Lap	Lap Tm	Diff	Time of Day
2	1:32.805	+0.184	10:37:01.552
3	1:32.621		10:38:34.173
4	1:32.898	+0.277	10:40:07.071
5	1:35.646	+3.025	10:41:42.717
6	1:34.067	+1.446	10:43:16.784
7	1:34.420	+1.799	10:44:51.204

(66) James Webster

1	1:35.413	+10.798	10:35:22.443
2	1:25.782	+1.167	10:36:48.225
3	1:26.114	+1.499	10:38:14.339
4	1:25.164	+0.549	10:39:39.503
5	1:24.615		10:41:04.118

(18) David Jeff

1	1:36.765	+8.175	10:35:26.636
2	1:29.891	+1.301	10:36:56.527
3	1:28.590		10:38:25.117
4	1:31.587	+2.997	10:39:56.704

(108) Matthew Douglas

1	1:37.814		10:35:24.848
---	----------	--	--------------

Lap	Lap Tm	Diff	Time of Day
-----	--------	------	-------------

Lap	Lap Tm	Diff	Time of Day
-----	--------	------	-------------

Chief Timekeeper:


Clerk of Course:

Weather & Track: Rain / Wet

Results: www.sportstimingservices.com

Printed: 03/05/2010 10:54:20





Thundersport GB - Rounds 5 and 6

Sorted on Laps

Bridgestone Thundersport 500

Snetterton 1.952 Miles

Race 11

03/05/2010 15:09

Race started at 15:09:54

Pos	No.	Name	Class	Make	Model	Laps	Total Tm	Diff	Best Tm	Best Spd	In Lap
1	161	Mark Evans	Tsport 500	Honda	500	8	11:39.401		1:25.365	82.319	5
2	5	Darryl Harrison	Tsport 500	Honda	500	8	11:39.530	0.129	1:23.882	83.775	7
3	97	Jim Lovell	Tsport 500	Honda	500	8	11:40.320	0.919	1:25.065	82.610	7
4	321	Chris Kingham	Tsport 500	Honda	500	8	11:40.330	0.929	1:25.445	82.242	7
5	77	Colin Groom	Tsport 500	Honda	500	8	11:41.983	2.582	1:25.429	82.258	7
6	108	Matthew Douglas	Tsport 500	Honda	500	8	11:45.541	6.140	1:25.423	82.264	7
7	53	Sam Banda	Tsport 500	Honda	500	8	11:46.023	6.622	1:25.839	81.865	6
8	9	Kevin Jones	Tsport 500	Honda	500	8	11:46.185	6.784	1:25.131	82.546	6
9	80	Paul Daley	Tsport 500	Honda	500	8	11:47.549	8.148	1:25.952	81.757	3
10	20	Gareth Robinson	Tsport 500	Honda	500	8	11:49.602	10.201	1:26.115	81.603	6
11	62	Geoff Aukett	Tsport 500	Honda	500	8	12:01.633	22.232	1:27.594	80.225	6
12	18	David Jeff	Tsport 500	Honda	500	8	12:01.883	22.482	1:27.810	80.027	6
13	66	James Webster	Tsport 500	Honda	500	8	12:07.017	27.616	1:27.316	80.480	2
14	19	David Knight	Tsport 500	Honda	500	8	12:10.643	31.242	1:27.497	80.314	3
15	84	Jason Taylor	Tsport 500	Honda	500	8	12:25.614	46.213	1:29.558	78.465	7
16	47	Steve Kain	Tsport 500	Honda	500	8	12:29.521	50.120	1:30.586	77.575	2
17	1	Gary Wheatley	Tsport 500	Honda	500	8	12:29.727	50.326	1:30.325	77.799	3
18	57	Chris Poncia	Tsport 500	Honda	500	8	12:29.815	50.414	1:29.849	78.211	6
19	29	Martyn Smith	Tsport 500	Honda	500	8	12:29.995	50.594	1:30.212	77.897	7
20	78	Graeme Marshall	Tsport 500	Honda	500	8	12:30.720	51.319	1:30.521	77.631	6
21	72	Mike Bailey	Tsport 500	Honda	500	8	12:31.226	51.825	1:30.329	77.796	7
22	115	Matt Hull	Tsport 500	Honda	500	8	12:31.694	52.293	1:30.411	77.725	6
23	22	Adam Carter	Tsport 500	Honda	500	8	12:33.131	53.730	1:30.168	77.935	3
24	24	Simon Matthews	Tsport 500	Honda	500	8	12:33.239	53.838	1:30.843	77.355	2
25	70	Nathan Hutchinson	Tsport 500	Honda	500	8	12:42.785	1:03.384	1:32.083	76.314	3
26	194	Neil Gayford	Tsport 500	Honda	500	8	12:47.311	1:07.910	1:32.067	76.327	6
27	59	Seth Curry	Tsport 500	Honda	500	8	12:50.399	1:10.998	1:32.513	75.959	5
28	26	Matthew Poncia	Tsport 500	Honda	500	8	13:18.126	1:38.725	1:35.232	73.790	5
29	25	Brian Motherby	Tsport 500	Honda	500	8	13:25.659	1:46.258	1:36.801	72.594	2
30	6	Richard Walsh	Tsport 500	Honda	500	8	13:32.799	1:53.398	1:36.678	72.687	2
31	56	Kenneth Dobson	Tsport 500	Honda	500	7	11:43.095	1 Lap	1:36.482	72.834	5
32	35	Katy Morton	Tsport 500	Honda	500	7	11:47.028	1 Lap	1:36.436	72.869	5
33	12	David Schofield	Tsport 500	Honda	500	7	12:28.924	1 Lap	1:43.719	67.752	4

Not classified ()

16	Craig Jeff	Tsport 500	Honda	500	7	10:27.247	DNF	1:27.053	80.723	3
95	Jordan Watling	Tsport 500	Honda	500	5	7:30.034	DNF	1:27.069	80.708	2
36	Vincent Hunt	Tsport 500	Honda	500	5	7:50.838	DNF	1:31.327	76.945	4

Margin of Victory	Avg. Speed	Best Lap Tm	Best Spd	Best Lap by
0.129	80.380	1:23.882	83.775	5 - Darryl Harrison

Chief Timekeeper:

Clerk of Course:

Weather & Track: Rain / Damp

Results: www.sportstiming.com





Thundersport GB - Rounds 5 and 6

Lapchart

Bridgestone Thundersport 500

Snetterton 1.952 Miles

Race 11

03/05/2010 15:09

Race started at 15:09:54

Competitors	Laps									
	0	1	2	3	4	5	6	7	8	
Jim Lovell (97)	1	97	97	97	321	321	161	161	97	161
Matthew Douglas (108)	2	108	108	108	77	161	97	97	161	5
James Webster (66)	3	66	321	77	97	97	77	77	5	97
Chris Kingham (321)	4	321	77	321	161	108	321	321	77	321
Colin Groom (77)	5	77	161	161	108	77	108	108	321	77
Jordan Watling (95)	6	95	66	66	80	53	5	5	108	108
David Jeff (18)	7	18	95	95	53	80	53	9	9	53
Darryl Harrison (5)	8	5	20	53	20	5	80	53	53	9
Mark Evans (161)	9	161	53	80	66	20	9	80	80	80
Sam Banda (53)	10	53	80	20	5	9	20	20	20	20
Geoff Aukett (62)	11	62	5	5	9	66	66	62	62	62
Paul Daley (80)	12	80	62	9	95	95	62	66	16	18
Gareth Robinson (20)	13	20	18	62	62	62	95	16	18	66
David Knight (19)	14	19	9	18	16	18	18	18	66	19
Graeme Marshall (78)	15	78	16	16	18	19	16	19	19	84
Matt Hull (115)	16	115	19	19	19	16	19	57	57	47
Martyn Smith (29)	17	29	1	47	47	47	47	84	84	1
Jason Taylor (84)	18	84	84	115	115	1	57	47	29	57
Gary Wheatley (1)	19	1	47	84	1	84	29	29	47	29
Adam Carter (22)	20	22	115	1	57	57	84	78	78	78
Craig Jeff (16)	21	16	78	57	84	29	1	1	1	72
Vincent Hunt (36)	22	36	57	29	29	78	78	115	115	115
Nathan Hutchinson (70)	23	70	29	78	78	72	72	22	72	22
Steve Kain (47)	24	47	36	72	72	115	115	72	22	24
Richard Walsh (6)	25	6	72	36	22	24	22	24	24	70
Chris Poncia (57)	26	57	70	24	24	22	24	70	70	194
Simon Matthews (24)	27	24	22	70	36	36	36	194	194	59
Mike Bailey (72)	28	72	24	22	70	70	70	59	59	26
Neil Gayford (194)	29	194	6	59	59	59	59	26	26	25
Seth Curry (59)	30	59	194	194	194	194	6	6	6	6
Kevin Jones (9)	31	9	59	6	6	6	6	25	25	25
Brian Motherby (25)	32	25	25	25	25	25	26	56	56	56
Matthew Poncia (26)	33	26	26	26	26	26	25	35	35	35
Kenneth Dobson (56)	34	56	56	56	56	35	35	12	12	12
David Schofield (12)	35	12	35	35	35	56	56			
Katy Morton (35)	36	35	12	12	12	12	12			

Chief Timekeeper:

Clerk of Course:

Weather & Track: Rain / Wet

Results: www.sportstimingservices.com

Printed: 03/05/2010 15:26:31





Thundersport GB - Rounds 5 and 6

Bridgestone Thundersport 500

Snetterton 1.952 Miles

Race 11

03/05/2010 15:09

Race started at 15:09:54

Lap	Lap Tm	Diff	Time of Day
(161) Mark Evans			
1	1:30.349	+4.984	15:11:29.349
2	1:26.274	+0.909	15:12:55.623
3	1:25.577	+0.212	15:14:21.200
4	1:26.602	+1.237	15:15:47.802
5	1:25.365		15:17:13.167
6	1:25.677	+0.312	15:18:38.844
7	1:25.744	+0.379	15:20:04.588
8	1:29.531	+4.166	15:21:34.119

Lap	Lap Tm	Diff	Time of Day
(5) Darryl Harrison			
1	1:33.305	+9.423	15:11:31.888
2	1:26.264	+2.382	15:12:58.152
3	1:27.828	+3.946	15:14:25.980
4	1:25.634	+1.752	15:15:51.614
5	1:24.667	+0.785	15:17:16.281
6	1:24.985	+1.103	15:18:41.266
7	1:23.882		15:20:05.148
8	1:29.100	+5.218	15:21:34.248

Lap	Lap Tm	Diff	Time of Day
(97) Jim Lovell			
1	1:33.327	+8.262	15:11:28.045
2	1:26.581	+1.516	15:12:54.626
3	1:26.547	+1.482	15:14:21.173
4	1:26.691	+1.626	15:15:47.864
5	1:26.108	+1.043	15:17:13.972
6	1:25.227	+0.162	15:18:39.199
7	1:25.065		15:20:04.264
8	1:30.774	+5.709	15:21:35.038

Lap	Lap Tm	Diff	Time of Day
(321) Chris Kingham			
1	1:33.937	+8.492	15:11:28.760
2	1:26.464	+1.019	15:12:55.224
3	1:25.641	+0.196	15:14:20.865
4	1:26.360	+0.915	15:15:47.225
5	1:27.360	+1.915	15:17:14.585
6	1:25.727	+0.282	15:18:40.312
7	1:25.445		15:20:05.757
8	1:29.291	+3.846	15:21:35.048

Lap	Lap Tm	Diff	Time of Day
(77) Colin Groom			
1	1:31.019	+5.590	15:11:29.110
2	1:25.900	+0.471	15:12:55.010
3	1:26.092	+0.663	15:14:21.102
4	1:27.281	+1.852	15:15:48.383
5	1:25.972	+0.543	15:17:14.355
6	1:25.927	+0.498	15:18:40.282
7	1:25.429		15:20:05.711
8	1:30.990	+5.561	15:21:36.701

Lap	Lap Tm	Diff	Time of Day
(108) Matthew Douglas			
1	1:33.964	+8.541	15:11:28.726
2	1:25.964	+0.541	15:12:54.690
3	1:26.910	+1.487	15:14:21.600
4	1:26.717	+1.294	15:15:48.317
5	1:26.717	+1.294	15:17:15.034
6	1:25.983	+0.560	15:18:41.017
7	1:25.423		15:20:06.440
8	1:33.819	+8.396	15:21:40.259

Lap	Lap Tm	Diff	Time of Day
(53) Sam Banda			
1	1:31.828	+5.989	15:11:30.892
2	1:25.996	+0.157	15:12:56.888
3	1:26.861	+1.022	15:14:23.749
4	1:26.539	+0.700	15:15:50.288
5	1:26.586	+0.747	15:17:16.874
6	1:25.839		15:18:42.713
7	1:26.353	+0.514	15:20:09.066
8	1:31.675	+5.836	15:21:40.741

Lap	Lap Tm	Diff	Time of Day
(9) Kevin Jones			
1	1:31.472	+6.341	15:11:33.287
2	1:26.184	+1.053	15:12:59.471
3	1:26.966	+1.835	15:14:26.437
4	1:25.641	+0.510	15:15:52.078
5	1:25.310	+0.179	15:17:17.388
6	1:25.131		15:18:42.519
7	1:26.370	+1.239	15:20:08.889
8	1:32.014	+6.883	15:21:40.903

Lap	Lap Tm	Diff	Time of Day
(80) Paul Daley			
1	1:31.971	+6.019	15:11:31.194
2	1:26.192	+0.240	15:12:57.386
3	1:25.952		15:14:23.338
4	1:27.428	+1.476	15:15:50.766
5	1:26.347	+0.395	15:17:17.113
6	1:26.486	+0.534	15:18:43.599
7	1:26.512	+0.560	15:20:10.111
8	1:32.156	+6.204	15:21:42.267

Lap	Lap Tm	Diff	Time of Day
(20) Gareth Robinson			
1	1:31.295	+5.180	15:11:30.686
2	1:26.762	+0.647	15:12:57.448
3	1:27.323	+1.208	15:14:24.771
4	1:26.867	+0.752	15:15:51.638
5	1:26.481	+0.366	15:17:18.119
6	1:26.115		15:18:44.234
7	1:27.582	+1.467	15:20:11.816
8	1:32.504	+6.389	15:21:44.320

Lap	Lap Tm	Diff	Time of Day
(62) Geoff Aukett			
1	1:33.207	+5.613	15:11:32.275
2	1:27.873	+0.279	15:13:00.148
3	1:27.639	+0.045	15:14:27.787
4	1:27.865	+0.271	15:15:55.652
5	1:28.289	+0.695	15:17:23.941
6	1:27.594		15:18:51.535
7	1:28.253	+0.659	15:20:19.788
8	1:36.563	+8.969	15:21:56.351

Lap	Lap Tm	Diff	Time of Day
(18) David Jeff			
1	1:34.187	+6.377	15:11:32.654
2	1:28.094	+0.284	15:13:00.748
3	1:27.888	+0.078	15:14:28.636
4	1:29.350	+1.540	15:15:57.986
5	1:28.606	+0.796	15:17:26.592
6	1:27.810		15:18:54.402
7	1:28.242	+0.432	15:20:22.644
8	1:33.957	+6.147	15:21:56.601

Lap	Lap Tm	Diff	Time of Day
(66) James Webster			

Lap	Lap Tm	Diff	Time of Day
1	1:34.733	+7.417	15:11:29.531
2	1:27.316		15:12:56.847
3	1:28.755	+1.439	15:14:25.602
4	1:28.336	+1.020	15:15:53.938
5	1:29.404	+2.088	15:17:23.342
6	1:29.539	+2.223	15:18:52.881
7	1:30.818	+3.502	15:20:23.699
8	1:38.036	+10.720	15:22:01.735

Lap	Lap Tm	Diff	Time of Day
(19) David Knight			
1	1:33.876	+6.379	15:11:33.459
2	1:27.929	+0.432	15:13:01.388
3	1:27.497		15:14:28.885
4	1:29.139	+1.642	15:15:58.024
5	1:29.102	+1.605	15:17:27.126
6	1:28.444	+0.947	15:18:55.570
7	1:28.690	+1.193	15:20:24.260
8	1:41.101	+13.604	15:22:05.361

Lap	Lap Tm	Diff	Time of Day
(84) Jason Taylor			
1	1:35.330	+5.772	15:11:35.404
2	1:32.131	+2.573	15:13:07.535
3	1:31.651	+2.093	15:14:39.186
4	1:31.267	+1.709	15:16:10.453
5	1:31.031	+1.473	15:17:41.484
6	1:30.348	+0.790	15:19:11.832
7	1:29.558		15:20:41.390
8	1:38.942	+9.384	15:22:20.332

Lap	Lap Tm	Diff	Time of Day
(47) Steve Kain			
1	1:34.852	+4.266	15:11:35.469
2	1:30.586		15:13:06.055
3	1:31.678	+1.092	15:14:37.733
4	1:31.561	+0.975	15:16:09.294
5	1:31.256	+0.670	15:17:40.550
6	1:31.623	+1.037	15:19:12.173
7	1:31.247	+0.661	15:20:43.420
8	1:40.819	+10.233	15:22:24.239

Lap	Lap Tm	Diff	Time of Day
(1) Gary Wheatley			
1	1:35.070	+4.745	15:11:35.295
2	1:32.242	+1.917	15:13:07.537
3	1:30.325		15:14:37.862
4	1:32.270	+1.945	15:16:10.132
5	1:31.880	+1.555	15:17:42.012
6	1:31.739	+1.414	15:19:13.751
7	1:31.290	+0.965	15:20:45.041
8	1:39.404	+9.079	15:22:24.445

Lap	Lap Tm	Diff	Time of Day
(57) Chris Poncia			
1	1:35.860	+6.011	15:11:36.718
2	1:31.597	+1.748	15:13:08.315
3	1:30.646	+0.797	15:14:38.961
4	1:31.494	+1.645	15:16:10.455
5	1:30.674	+0.825	15:17:41.129
6	1:29.849		15:19:10.978
7	1:30.337	+0.488	15:20:41.315
8	1:43.218	+13.369	15:22:24.533

Lap	Lap Tm	Diff	Time of Day
(29) Martyn Smith			
1	1:37.482	+7.270	15:11:37.445

Chief Timekeeper:

Clerk of Course:

Weather & Track: Rain / Wet

Results: www.sportstimingservices.com

Printed: 03/05/2010 15:27:04





Thundersport GB - Rounds 5 and 6

Bridgestone Thundersport 500

Snetterton 1.952 Miles

Race 11

03/05/2010 15:09

Race started at 15:09:54

Lap	Lap Tm	Diff	Time of Day
2	1:31.365	+1.153	15:13:08.810
3	1:30.434	+0.222	15:14:39.244
4	1:31.360	+1.148	15:16:10.604
5	1:30.841	+0.629	15:17:41.445
6	1:31.278	+1.066	15:19:12.723
7	1:30.212		15:20:42.935
8	1:41.778	+11.566	15:22:24.713

(78) Graeme Marshall

1	1:36.841	+6.320	15:11:36.459
2	1:32.556	+2.035	15:13:09.015
3	1:31.101	+0.580	15:14:40.116
4	1:31.476	+0.955	15:16:11.592
5	1:30.748	+0.227	15:17:42.340
6	1:30.521		15:19:12.861
7	1:32.144	+1.623	15:20:45.005
8	1:40.433	+9.912	15:22:25.438

(72) Mike Bailey

1	1:36.890	+6.561	15:11:37.994
2	1:31.419	+1.090	15:13:09.413
3	1:30.914	+0.585	15:14:40.327
4	1:31.599	+1.270	15:16:11.926
5	1:30.928	+0.599	15:17:42.854
6	1:32.275	+1.946	15:19:15.129
7	1:30.329		15:20:45.458
8	1:40.486	+10.157	15:22:25.944

(115) Matt Hull

1	1:36.601	+6.190	15:11:36.389
2	1:30.469	+0.058	15:13:06.858
3	1:30.889	+0.478	15:14:37.747
4	1:34.199	+3.788	15:16:11.946
5	1:31.737	+1.326	15:17:43.683
6	1:30.411		15:19:14.094
7	1:31.014	+0.603	15:20:45.108
8	1:41.304	+10.893	15:22:26.412

(22) Adam Carter

1	1:38.964	+8.796	15:11:39.289
2	1:32.184	+2.016	15:13:11.473
3	1:30.168		15:14:41.641
4	1:31.157	+0.989	15:16:12.798
5	1:31.093	+0.925	15:17:43.891
6	1:30.329	+0.161	15:19:14.220
7	1:31.433	+1.265	15:20:45.653
8	1:42.196	+12.028	15:22:27.849

(24) Simon Matthews

1	1:38.321	+7.478	15:11:39.391
2	1:30.843		15:13:10.234
3	1:31.424	+0.581	15:14:41.658
4	1:31.017	+0.174	15:16:12.675
5	1:31.298	+0.455	15:17:43.973
6	1:31.186	+0.343	15:19:15.159
7	1:31.066	+0.223	15:20:46.225
8	1:41.732	+10.889	15:22:27.957

(70) Nathan Hutchinson

1	1:38.222	+6.139	15:11:38.673
2	1:32.692	+0.609	15:13:11.365

Lap	Lap Tm	Diff	Time of Day
3	1:32.083		15:14:43.448
4	1:32.604	+0.521	15:16:16.052
5	1:32.268	+0.185	15:17:48.320
6	1:32.421	+0.338	15:19:20.741
7	1:33.697	+1.614	15:20:54.438
8	1:43.065	+10.982	15:22:37.503

(194) Neil Gayford

1	1:39.742	+7.675	15:11:41.273
2	1:35.678	+3.611	15:13:16.951
3	1:32.552	+0.485	15:14:49.503
4	1:32.684	+0.617	15:16:22.187
5	1:32.745	+0.678	15:17:54.932
6	1:32.067		15:19:26.999
7	1:33.141	+1.074	15:21:00.140
8	1:41.889	+9.822	15:22:42.029

(59) Seth Curry

1	1:40.528	+8.015	15:11:42.187
2	1:33.056	+0.543	15:13:15.243
3	1:33.373	+0.860	15:14:48.616
4	1:33.243	+0.730	15:16:21.859
5	1:32.513		15:17:54.372
6	1:33.946	+1.433	15:19:28.318
7	1:33.557	+1.044	15:21:01.875
8	1:43.242	+10.729	15:22:45.117

(26) Matthew Poncia

1	1:42.845	+7.613	15:11:44.711
2	1:36.285	+1.053	15:13:20.996
3	1:37.426	+2.194	15:14:58.422
4	1:38.058	+2.826	15:16:36.480
5	1:35.232		15:18:11.712
6	1:35.680	+0.448	15:19:47.392
7	1:38.811	+3.579	15:21:26.203
8	1:46.641	+11.409	15:23:12.844

(25) Brian Motherby

1	1:41.708	+4.907	15:11:43.558
2	1:36.801		15:13:20.359
3	1:37.928	+1.127	15:14:58.287
4	1:38.117	+1.316	15:16:36.404
5	1:37.524	+0.723	15:18:13.928
6	1:36.855	+0.054	15:19:50.783
7	1:40.411	+3.610	15:21:31.194
8	1:49.183	+12.382	15:23:20.377

(6) Richard Walsh

1	1:40.571	+3.893	15:11:41.245
2	1:36.678		15:13:17.923
3	1:37.357	+0.679	15:14:55.280
4	1:37.455	+0.777	15:16:32.735
5	1:38.057	+1.379	15:18:10.792
6	1:38.479	+1.801	15:19:49.271
7	1:41.329	+4.651	15:21:30.600
8	1:56.917	+20.239	15:23:27.517

(56) Kenneth Dobson

1	1:45.653	+9.171	15:11:47.866
2	1:40.369	+3.887	15:13:28.235
3	1:39.560	+3.078	15:15:07.795

Lap	Lap Tm	Diff	Time of Day
4	1:38.895	+2.413	15:16:46.690
5	1:36.482		15:18:23.172
6	1:37.247	+0.765	15:20:00.419
7	1:37.394	+0.912	15:21:37.813

(35) Katy Morton

1	1:45.537	+9.101	15:11:48.406
2	1:41.457	+5.021	15:13:29.863
3	1:38.305	+1.869	15:15:08.168
4	1:38.006	+1.570	15:16:46.174
5	1:36.436		15:18:22.610
6	1:38.639	+2.203	15:20:01.249
7	1:40.497	+4.061	15:21:41.746

(12) David Schofield

1	1:46.830	+3.111	15:11:49.297
2	1:45.282	+1.563	15:13:34.579
3	1:43.991	+0.272	15:15:18.570
4	1:43.719		15:17:02.289
5	1:44.309	+0.590	15:18:46.598
6	1:44.193	+0.474	15:20:30.791
7	1:52.851	+9.132	15:22:23.642

(16) Craig Jeff

1	1:33.071	+6.018	15:11:33.417
2	1:27.398	+0.345	15:13:00.815
3	1:27.053		15:14:27.868
4	1:30.175	+3.122	15:15:58.043
5	1:28.985	+1.932	15:17:27.028
6	1:27.108	+0.055	15:18:54.136
7	1:27.829	+0.776	15:20:21.965

(95) Jordan Watling

1	1:31.501	+4.432	15:11:29.816
2	1:27.069		15:12:56.885
3	1:29.655	+2.586	15:14:26.540
4	1:28.912	+1.843	15:15:55.452
5	1:29.300	+2.231	15:17:24.752

(36) Vincent Hunt

1	1:37.454	+6.127	15:11:37.838
2	1:32.049	+0.722	15:13:09.887
3	1:32.801	+1.474	15:14:42.688
4	1:31.327		15:16:14.015
5	1:31.541	+0.214	15:17:45.556

Chief Timekeeper:

Clerk of Course:

Weather & Track: Rain / Wet

Results: www.sportstimingservices.com

Printed: 03/05/2010 15:27:04





Thundersport GB - Rounds 5 and 6

Sorted on Best Lap time

BSN Thundersport GP1

Snetterton 1.952 Miles

1st Qualifying

01/05/2010 15:24

Practice started at 15:24:03

Pos	No.	Name	Class	Make	Model	Best Tm	In Lap	Diff	2nd Best	2nd Lap
1	71	Philip Crowe	GP1	Suzuki	1000	1:08.552	10		1:09.420	4
2	1	Peter Baker	GP1	Suzuki	1000	1:08.682	6	0.130	1:09.363	4
3	156	Dave Jackson	GP1	Honda	1000	1:09.245	4	0.693	1:09.675	3
4	7	Ross Connolly	GP1	Suzuki	1000	1:09.482	8	0.930	1:09.600	6
5	99	Shaun Hennesey	GP1	Suzuki	1000	1:10.496	6	1.944	1:10.838	7
6	11	Glen Shaw	GP1	Yamaha	1000	1:11.290	5	2.738	1:11.307	10
7	157	Angelo DeRosa	GP1	Yamaha	1000	1:12.108	7	3.556	1:12.845	9
8	76	Sean Hardwicke	GP1	Yamaha	1000	1:12.518	10	3.966	1:12.528	9
9	12	Tony Rainford	GP1	Suzuki	1000	1:13.151	11	4.599	1:13.191	12
10	47	Les Liney	Supertwin	Ducati	1098ST	1:13.554	12	5.002	1:13.896	11
11	38	Scot Adam	Supertwin	Ducati	1098ST	1:13.974	7	5.422	1:14.087	5
12	173	Robert Eagling	GP1	Suzuki	1000	1:14.018	11	5.466	1:14.032	8
13	51	Charlie Flett	Supertwin	Ducati	1098ST	1:22.638	7	14.086	1:23.215	2

Chief Timekeeper:

Clerk of Course:

Weather & Track: Bright / Dry

Results: www.sportstimeservices.com

Printed: 01/05/2010 15:42:52





Thundersport GB - Rounds 5 and 6

Sorted on Best Lap time

BSN Thundersport GP1

Snetterton 1.952 Miles

2nd Qualifying

02/05/2010 10:25

Practice started at 10:25:28

Pos	No.	Name	Class	Make	Model	Best Tm	In Lap	Diff	2nd Best	2nd Lap
1	156	Dave Jackson	GP1	Honda	1000	1:19.962	3		1:22.157	2
2	11	Glen Shaw	GP1	Yamaha	1000	1:21.885	7	1.923	1:24.817	5
3	76	Sean Hardwicke	GP1	Yamaha	1000	1:22.392	8	2.430	1:24.217	7
4	7	Ross Connolly	GP1	Suzuki	1000	1:22.482	5	2.520	1:23.462	6
5	71	Philip Crowe	GP1	Suzuki	1000	1:22.581	9	2.619	1:23.424	6
6	99	Shaun Hennesey	GP1	Suzuki	1000	1:27.857	3	7.895	1:30.233	2
7	38	Scot Adam	Supertwin	Ducati	1098ST	1:28.488	5	8.526	1:28.749	4
8	47	Les Liney	Supertwin	Ducati	1098ST	1:33.488	6	13.526	1:34.644	4
9	51	Charlie Flett	Supertwin	Ducati	1098ST	1:43.779	2	23.817	1:45.409	1
10	77	Lee Reveley	Supertwin	Ducati	1098ST	1:56.742	3	36.780	1:58.428	2
11	88	Andre Nakkurt	GP1	Kawasaki	600		0			0

Chief Timekeeper:

Clerk of Course:

Weather & Track: Rain / Wet

Results: www.sportstimingservices.com

Printed: 02/05/2010 10:40:47





Thundersport GB - Rounds 5 and 6

BSN Thundersport GP1

Snetterton 1.952 Miles

Qualifying Overall

Pos	No.	Name	Class	Make	Model	Overall BestTm	R1. Best Tm	R2. Best Tm	Diff
1	71	Philip Crowe	GP1	Suzuki	1000	1:08.552	1:08.552	1:22.581	
2	1	Peter Baker	GP1	Suzuki	1000	1:08.682	1:08.682		0.130
3	156	Dave Jackson	GP1	Honda	1000	1:09.245	1:09.245	1:19.962	0.693
4	7	Ross Connolly	GP1	Suzuki	1000	1:09.482	1:09.482	1:22.482	0.930
5	99	Shaun Hennesey	GP1	Suzuki	1000	1:10.496	1:10.496	1:27.857	1.944
6	11	Glen Shaw	GP1	Yamaha	1000	1:11.290	1:11.290	1:21.885	2.738
7	157	Angelo DeRosa	GP1	Yamaha	1000	1:12.108	1:12.108		3.556
8	76	Sean Hardwicke	GP1	Yamaha	1000	1:12.518	1:12.518	1:22.392	3.966
9	12	Tony Rainford	GP1	Suzuki	1000	1:13.151	1:13.151		4.599
10	47	Les Liney	Supertwin	Ducati	1098ST	1:13.554	1:13.554	1:33.488	5.002
11	38	Scot Adam	Supertwin	Ducati	1098ST	1:13.974	1:13.974	1:28.488	5.422
12	173	Robert Eagling	GP1	Suzuki	1000	1:14.018	1:14.018		5.466
13	51	Charlie Flett	Supertwin	Ducati	1098ST	1:22.638	1:22.638	1:43.779	14.086
14	77	Lee Reveley	Supertwin	Ducati	1098ST	1:56.742		1:56.742	48.190
15	88	Andre Nakkurt	GP1	Kawasaki	600				

Chief Timekeeper:

Clerk of Course:

Weather & Track:

Results: www.sportstimingsservices.com

Printed: 02/05/2010 10:43:31






Thundersport GB - Rounds 5 and 6

Snetterton 1.952 Miles

BSN Thundersport GP1

02/05/2010

Sunday Race 10 (Superpole)



POLE POSITION

** NOTE: USE RED GRID POSITIONS ONLY **

1	1 71	2 1	3 156	4 7
2	5 99	6 11	7 157	8 76
3	9 12	10 47	11 38	12 173
4	13 51	14 77	15 88	

** NOTE: USE RED GRID POSITIONS ONLY **

Chief Timekeeper:
 Clerk of Course:
 Weather & Track:
 Results: www.sportstimingservices.com
 Printed: 02/05/2010 10:47:46





Thundersport GB - Rounds 5 and 6

Sorted on Laps

BSN Thundersport GP1

Snetterton 1.952 Miles

Race 10 (Superpole)

02/05/2010 15:59

Race started at 15:59:19

Pos	No.	Name	Class	Make	Model	Laps	Total Tm	Diff	Best Tm	Best Spd	In Lap
1	7	Ross Connolly	GP1	Suzuki	1000	14	16:42.141		1:10.215	100.081	6
2	156	Dave Jackson	GP1	Honda	1000	14	16:46.675	4.534	1:09.846	100.610	9
3	1	Peter Baker	GP1	Suzuki	1000	14	16:52.465	10.324	1:10.177	100.135	9
4	99	Shaun Hennesey	GP1	Suzuki	1000	14	16:58.559	16.418	1:11.327	98.521	5
5	157	Angelo DeRosa	GP1	Yamaha	1000	14	17:03.058	20.917	1:11.480	98.310	8
6	11	Glen Shaw	GP1	Yamaha	1000	14	17:12.364	30.223	1:11.959	97.656	6
7	47	Les Liney	Supertwin	Ducati	1098ST	14	17:25.473	43.332	1:13.347	95.808	10
8	38	Scot Adam	Supertwin	Ducati	1098ST	14	17:30.777	48.636	1:13.523	95.578	12
9	77	Lee Reveley	Supertwin	Ducati	1098ST	14	17:30.930	48.789	1:12.436	97.013	13
10	173	Robert Eagling	GP1	Suzuki	1000	14	17:48.609	1:06.468	1:14.277	94.608	13
11	88	Andre Nakkurt	GP1	Kawasaki	600	13	17:26.281	1 Lap	1:17.615	90.539	12
12	51	Charlie Flett	Supertwin	Ducati	1098ST	12	17:10.066	2 Laps	1:24.002	83.655	2
13	76	Sean Hardwicke	GP1	Yamaha	1000	12	17:18.319	2 Laps	1:13.435	95.693	10

Not classified ()

71	Philip Crowe	GP1	Suzuki	1000	1	1:20.657	DNF	1:20.607	87.179	1
----	--------------	-----	--------	------	---	----------	-----	----------	--------	---

Announcements

** 10 second penalty - No 1 (jump start)**

**** No.157 - PLEASE CHARGE TRANSPONDER FOR REMAINING RACES ****

Margin of Victory	Avg. Speed	Best Lap Tm	Best Spd	Best Lap by
4.534	98.171	1:09.846	100.610	156 - Dave Jackson

Chief Timekeeper:

Clerk of Course:

Weather & Track: Cloudy / Dry

Results: www.sportstimingservices.com





Thundersport GB - Rounds 5 and 6

Lapchart

BSN Thundersport GP1

Snetterton 1.952 Miles

Race 10 (Superpole)

02/05/2010 15:59

Race started at 15:59:19

Competitors	Laps															
	0	1	2	3	4	5	6	7	8	9	10	11	12	13	14	
Ross Connolly (7)	1	7	156	7	7	7	1	1	1	1	1	1	7	7	7	7
Dave Jackson (156)	2	156	71	1	1	1	7	7	7	7	7	1	1	1	1	1
Peter Baker (1)	3	1	7	157	157	99	99	99	99	156	156	156	156	156	156	156
Philip Crowe (71)	4	71	1	99	99	157	157	157	156	99	99	99	99	99	99	99
Glen Shaw (11)	5	11	157	156	156	156	156	156	157	157	157	157	157	157	157	157
Angelo DeRosa (157)	6	157	99	11	11	11	11	11	11	11	11	11	11	11	11	11
Shaun Hennesey (99)	7	99	11	38	47	47	47	47	47	47	47	47	47	47	47	47
Sean Hardwicke (76)	8	76	38	47	38	38	38	38	38	38	38	38	38	38	38	38
Scot Adam (38)	9	38	47	76	76	77	77	77	77	77	77	77	77	77	77	77
Robert Eagling (173)	10	173	76	173	173	173	173	173	173	173	173	173	173	173	173	173
Les Liney (47)	11	47	173	77	77	88	88	88	88	88	88	88	88	88	88	88
Lee Reveley (77)	12	77	77	88	88	51	51	51	51	51	51	51	51	51	51	51
Andre Nakkurt (88)	13	88	51	51	51	76	76	76	76	76	76	76	76	76	76	76
Charlie Flett (51)	14	51	88													

Chief Timekeeper:

Clerk of Course:

Weather & Track: Cloudy / Dry

Results: www.sportstimingservices.com

Printed: 02/05/2010 16:19:16





Thundersport GB - Rounds 5 and 6

BSN Thundersport GP1

Snetterton 1.952 Miles

Race 10 (Superpole)

02/05/2010 15:59

Race started at 15:59:19

Lap	Lap Tm	Diff	Time of Day
(7) Ross Connolly			
1	1:20.665	+10.450	16:00:39.913
2	1:11.824	+1.609	16:01:51.737
3	1:10.713	+0.498	16:03:02.450
4	1:10.348	+0.133	16:04:12.798
5	1:13.115	+2.900	16:05:25.913
6	1:10.215		16:06:36.128
7	1:10.930	+0.715	16:07:47.058
8	1:10.665	+0.450	16:08:57.723
9	1:10.307	+0.092	16:10:08.030
10	1:10.388	+0.173	16:11:18.418
11	1:10.283	+0.068	16:12:28.701
12	1:10.740	+0.525	16:13:39.441
13	1:11.031	+0.816	16:14:50.472
14	1:10.917	+0.702	16:16:01.389

(156) Dave Jackson			
1	1:20.243	+10.397	16:00:39.503
2	1:17.645	+7.799	16:01:57.148
3	1:12.947	+3.101	16:03:10.095
4	1:12.098	+2.252	16:04:22.193
5	1:10.559	+0.713	16:05:32.752
6	1:10.307	+0.461	16:06:43.059
7	1:10.171	+0.325	16:07:53.230
8	1:10.371	+0.525	16:09:03.601
9	1:09.846		16:10:13.447
10	1:10.840	+0.994	16:11:24.287
11	1:10.032	+0.186	16:12:34.319
12	1:10.182	+0.336	16:13:44.501
13	1:10.051	+0.205	16:14:54.552
14	1:11.371	+1.525	16:16:05.923

(1) Peter Baker			
1	1:20.905	+10.728	16:00:40.178
2	1:12.090	+1.913	16:01:52.268
3	1:10.912	+0.735	16:03:03.180
4	1:10.953	+0.776	16:04:14.133
5	1:10.734	+0.557	16:05:24.867
6	1:10.433	+0.256	16:06:35.300
7	1:11.271	+1.094	16:07:46.571
8	1:10.746	+0.569	16:08:57.317
9	1:10.177		16:10:07.494
10	1:11.234	+1.057	16:11:18.728
11	1:10.752	+0.575	16:12:29.480
12	1:10.614	+0.437	16:13:40.094
13	1:10.812	+0.635	16:14:50.906
14	1:10.807	+0.630	16:16:01.713

(99) Shaun Hennesey			
1	1:16.715	+5.388	16:00:41.173
2	1:12.569	+1.242	16:01:53.742
3	1:12.404	+1.077	16:03:06.146
4	1:11.734	+0.407	16:04:17.880
5	1:11.327		16:05:29.207
6	1:11.452	+0.125	16:06:40.659
7	1:12.472	+1.145	16:07:53.131
8	1:11.842	+0.515	16:09:04.973
9	1:11.750	+0.423	16:10:16.723
10	1:11.536	+0.209	16:11:28.259
11	1:12.017	+0.690	16:12:40.276

12	1:12.257	+0.930	16:13:52.533
13	1:12.788	+1.461	16:15:05.321
14	1:12.486	+1.159	16:16:17.807

(157) Angelo DeRosa			
1	1:16.569	+5.089	16:00:40.953
2	1:12.604	+1.124	16:01:53.557
3	1:12.142	+0.662	16:03:05.699
4	1:12.543	+1.063	16:04:18.242
5	1:12.090	+0.610	16:05:30.332
6	1:11.587	+0.107	16:06:41.919
7	1:11.692	+0.212	16:07:53.611
8	1:11.480		16:09:05.091
9	1:11.881	+0.401	16:10:16.972
10	1:15.698	+4.218	16:11:32.670
11	1:12.469	+0.989	16:12:45.139
12	1:12.417	+0.937	16:13:57.556
13	1:12.501	+1.021	16:15:10.057
14	1:12.249	+0.769	16:16:22.306

(11) Glen Shaw			
1	1:18.654	+6.695	16:00:42.999
2	1:14.365	+2.406	16:01:57.364
3	1:13.730	+1.771	16:03:11.094
4	1:13.284	+1.325	16:04:24.378
5	1:12.306	+0.347	16:05:36.684
6	1:11.959		16:06:48.643
7	1:12.279	+0.320	16:08:00.922
8	1:13.480	+1.521	16:09:14.402
9	1:12.707	+0.748	16:10:27.109
10	1:12.694	+0.735	16:11:39.803
11	1:13.004	+1.045	16:12:52.807
12	1:12.972	+1.013	16:14:05.779
13	1:12.633	+0.674	16:15:18.412
14	1:13.200	+1.241	16:16:31.612

(47) Les Liney			
1	1:18.661	+5.314	16:00:43.722
2	1:15.736	+2.389	16:01:59.458
3	1:13.585	+0.238	16:03:13.043
4	1:13.942	+0.595	16:04:26.985
5	1:14.057	+0.710	16:05:41.042
6	1:14.133	+0.786	16:06:55.175
7	1:13.628	+0.281	16:08:08.803
8	1:13.520	+0.173	16:09:22.323
9	1:13.610	+0.263	16:10:35.933
10	1:13.347		16:11:49.280
11	1:13.653	+0.306	16:13:02.933
12	1:14.210	+0.863	16:14:17.143
13	1:13.800	+0.453	16:15:30.943
14	1:13.778	+0.431	16:16:44.721

(38) Scot Adam			
1	1:18.660	+5.137	16:00:43.435
2	1:15.534	+2.011	16:01:58.969
3	1:15.041	+1.518	16:03:14.010
4	1:14.656	+1.133	16:04:28.666
5	1:14.139	+0.616	16:05:42.805
6	1:14.388	+0.865	16:06:57.193
7	1:14.170	+0.647	16:08:11.363
8	1:14.582	+1.059	16:09:25.945

9	1:13.866	+0.343	16:10:39.811
10	1:13.919	+0.396	16:11:53.730
11	1:13.899	+0.376	16:13:07.629
12	1:13.523		16:14:21.152
13	1:14.416	+0.893	16:15:35.568
14	1:14.457	+0.934	16:16:50.025

(77) Lee Reveley			
1	1:22.532	+10.096	16:00:47.887
2	1:18.334	+5.898	16:02:06.221
3	1:16.031	+3.595	16:03:22.252
4	1:15.692	+3.256	16:04:37.944
5	1:14.387	+1.951	16:05:52.331
6	1:13.461	+1.025	16:07:05.792
7	1:13.825	+1.389	16:08:19.617
8	1:12.997	+0.561	16:09:32.614
9	1:13.737	+1.301	16:10:46.351
10	1:12.852	+0.416	16:11:59.203
11	1:12.930	+0.494	16:13:12.133
12	1:12.644	+0.208	16:14:24.777
13	1:12.436		16:15:37.213
14	1:12.965	+0.529	16:16:50.178

(173) Robert Eagling			
1	1:22.153	+7.876	16:00:47.132
2	1:17.874	+3.597	16:02:05.006
3	1:16.466	+2.189	16:03:21.472
4	1:16.534	+2.257	16:04:38.006
5	1:16.449	+2.172	16:05:54.455
6	1:15.072	+0.795	16:07:09.527
7	1:14.567	+0.290	16:08:24.094
8	1:15.207	+0.930	16:09:39.301
9	1:14.698	+0.421	16:10:53.999
10	1:15.658	+1.381	16:12:09.657
11	1:14.753	+0.476	16:13:24.410
12	1:14.426	+0.149	16:14:38.836
13	1:14.277		16:15:53.113
14	1:14.744	+0.467	16:17:07.857

(88) Andre Nakkurt			
1	1:25.349	+7.734	16:00:51.122
2	1:20.883	+3.268	16:02:12.005
3	1:21.614	+3.999	16:03:33.619
4	1:19.337	+1.722	16:04:52.956
5	1:20.002	+2.387	16:06:12.958
6	1:19.362	+1.747	16:07:32.320
7	1:20.426	+2.811	16:08:52.746
8	1:19.250	+1.635	16:10:11.996
9	1:20.088	+2.473	16:11:32.084
10	1:19.217	+1.602	16:12:51.301
11	1:17.842	+0.227	16:14:09.143
12	1:17.615		16:15:26.758
13	1:18.771	+1.156	16:16:45.529

(51) Charlie Flett			
1	1:24.214	+0.212	16:00:50.219
2	1:24.002		16:02:14.221
3	1:24.213	+0.211	16:03:38.434
4	1:24.297	+0.295	16:05:02.731
5	1:25.245	+1.243	16:06:27.976
6	1:27.662	+3.660	16:07:55.638

Chief Timekeeper:


Clerk of Course:

Weather & Track: Cloudy / Dry

Results: www.sportstimingservices.com

Printed: 02/05/2010 16:19:55





Thundersport GB - Rounds 5 and 6

BSN Thundersport GP1

Snetterton 1.952 Miles

Race 10 (Superpole)

02/05/2010 15:59

Race started at 15:59:19

Lap	Lap Tm	Diff	Time of Day
7	1:26.417	+2.415	16:09:22.055
8	1:26.703	+2.701	16:10:48.758
9	1:25.346	+1.344	16:12:14.104
10	1:25.665	+1.663	16:13:39.769
11	1:25.147	+1.145	16:15:04.916
12	1:24.398	+0.396	16:16:29.314

(76) Sean Hardwicke

1	1:20.189	+6.754	16:00:44.824
2	1:17.165	+3.730	16:02:01.989
3	1:16.978	+3.543	16:03:18.967
4	3:01.616	+1:48.181	16:06:20.584
5	1:36.376	+22.941	16:07:56.960
6	1:16.720	+3.285	16:09:13.680
7	1:14.645	+1.210	16:10:28.325
8	1:13.997	+0.562	16:11:42.322
9	1:13.695	+0.260	16:12:56.017
10	1:13.435		16:14:09.452
11	1:14.156	+0.721	16:15:23.608
12	1:13.959	+0.524	16:16:37.567

(71) Philip Crowe

1	1:20.607		16:00:39.905
---	----------	--	--------------

Lap Lap Tm Diff Time of Day

Lap Lap Tm Diff Time of Day

Chief Timekeeper:

Clerk of Course:

Weather & Track: Cloudy / Dry

Results: www.sportstimingsservices.com

Printed: 02/05/2010 16:19:55






Thundersport GB - Rounds 5 and 6

Snetterton 1.952 Miles

BSN Thundersport GP1

03/05/2010

Monday Race 10 & 20



POLE POSITION

** NOTE: USE RED GRID POSITIONS ONLY **

1	1 7	2 156	3 1	4 99
2	5 71	6 11	7 157	8 76
3	9 12	10 47	11 38	12 173
4	13 51	14 77	15 88	

** NOTE: USE RED GRID POSITIONS ONLY **

Chief Timekeeper:

Clerk of Course:

Weather & Track:

Results: www.sportstimingservices.com

Printed: 02/05/2010 16:23:05





Thundersport GB - Rounds 5 and 6

Sorted on Laps

BSN Thundersport GP1

Snetterton 1.952 Miles

Race 10

03/05/2010 14:50

Race started at 14:50:58

Pos	No.	Name	Class	Make	Model	Laps	Total Tm	Diff	Best Tm	Best Spd	In Lap
1	71	Philip Crowe	GP1	Suzuki	1000	10	12:33.221		1:09.888	100.549	3
2	1	Peter Baker	GP1	Suzuki	1000	10	12:33.750	0.529	1:09.667	100.868	3
3	157	Angelo DeRosa	GP1	Yamaha	1000	10	12:35.916	2.695	1:11.331	98.515	3
4	7	Ross Connolly	GP1	Suzuki	1000	10	13:22.226	49.005	1:11.508	98.272	2
5	47	Les Liney	Supertwin	Ducati	1098ST	10	13:24.268	51.047	1:15.908	92.575	2
6	12	Tony Rainford	GP1	Suzuki	1000	10	13:25.196	51.975	1:15.598	92.955	2
7	77	Lee Reveley	Supertwin	Ducati	1098ST	10	13:25.211	51.990	1:14.965	93.740	3
8	38	Scot Adam	Supertwin	Ducati	1098ST	10	13:25.293	52.072	1:16.533	91.819	3
9	28	Ben Broadway	Supertwin	KTM	1098ST	9	12:40.836	1 Lap	1:21.959	85.740	2
10	51	Charlie Flett	Supertwin	Ducati	1098ST	9	13:50.079	1 Lap	1:22.198	85.491	2

Not classified ()

173	Robert Eagling	GP1	Suzuki	1000	5	6:38.179	DNF	1:15.367	93.240	2
76	Sean Hardwicke	GP1	Yamaha	1000	4	5:02.507	DNF	1:13.716	95.328	2
156	Dave Jackson	GP1	Honda	1000	3	3:35.380	DNF	1:10.019	100.361	3
11	Glen Shaw	GP1	Yamaha	1000	3	3:48.883	DNF	1:12.831	96.486	2

Margin of Victory	Avg. Speed	Best Lap Tm	Best Spd	Best Lap by
0.529	93.295	1:09.667	100.868	1 - Peter Baker

Chief Timekeeper:

Clerk of Course:

Weather & Track: Overcast / Dry

Results: www.sportstiming.com





Thundersport GB - Rounds 5 and 6

Lapchart

BSN Thundersport GP1

Snetterton 1.952 Miles

Race 10

03/05/2010 14:50

Race started at 14:50:58

Competitors	Laps											
	0	1	2	3	4	5	6	7	8	9	10	
Dave Jackson (156)	1	156	156	156	156	1	71	71	71	71	71	71
Peter Baker (1)	2	1	1	1	1	71	1	1	1	1	1	1
Ross Connolly (7)	3	7	71	71	71	157	157	157	157	157	157	157
Philip Crowe (71)	4	71	157	157	157	7	7	7	7	7	7	7
Angelo DeRosa (157)	5	157	11	11	7	76	12	12	12	12	12	47
Glen Shaw (11)	6	11	76	76	76	12	77	47	77	47	47	12
Sean Hardwicke (76)	7	76	12	7	11	77	47	77	38	38	77	77
Tony Rainford (12)	8	12	47	12	12	47	38	38	47	77	38	38
Scot Adam (38)	9	38	77	47	77	173	173	28	28	28	28	28
Les Liney (47)	10	47	38	77	47	38	28	51	51	51	51	51
Robert Eagling (173)	11	173	7	173	173	28	51					
Ben Broadway (28)	12	28	173	38	38	51						
Lee Reveley (77)	13	77	28	28	28							
Charlie Flett (51)	14	51	51	51	51							

Chief Timekeeper:

Clerk of Course:

Weather & Track: Overcast / Dry

Results: www.sportstimingservices.com

Printed: 03/05/2010 15:07:02





Thundersport GB - Rounds 5 and 6

BSN Thundersport GP1

Snetterton 1.952 Miles

Race 10

03/05/2010 14:50

Race started at 14:50:58

Lap	Lap Tm	Diff	Time of Day
(71) Philip Crowe			
1	1:15.086	+5.198	14:52:16.335
2	1:10.007	+0.119	14:53:26.342
3	1:09.888		14:54:36.230
4	1:12.019	+2.131	14:55:48.249
5	1:18.437	+8.549	14:57:06.686
6	1:21.065	+11.177	14:58:27.751
7	1:17.459	+7.571	14:59:45.210
8	1:15.442	+5.554	15:01:00.652
9	1:15.789	+5.901	15:02:16.441
10	1:15.590	+5.702	15:03:32.031

(1) Peter Baker			
1	1:16.250	+6.583	14:52:15.077
2	1:10.120	+0.453	14:53:25.197
3	1:09.667		14:54:34.864
4	1:13.183	+3.516	14:55:48.047
5	1:19.344	+9.677	14:57:07.391
6	1:21.241	+11.574	14:58:28.632
7	1:17.044	+7.377	14:59:45.676
8	1:15.498	+5.831	15:01:01.174
9	1:15.723	+6.056	15:02:16.897
10	1:15.663	+5.996	15:03:32.560

(157) Angelo DeRosa			
1	1:16.115	+4.784	14:52:17.407
2	1:11.469	+0.138	14:53:28.876
3	1:11.331		14:54:40.207
4	1:12.847	+1.516	14:55:53.054
5	1:18.015	+6.684	14:57:11.069
6	1:19.172	+7.841	14:58:30.241
7	1:16.595	+5.264	14:59:46.836
8	1:15.678	+4.347	15:01:02.514
9	1:16.279	+4.948	15:02:18.793
10	1:15.933	+4.602	15:03:34.726

(7) Ross Connolly			
1	1:21.925	+10.417	14:52:22.000
2	1:11.508		14:53:33.508
3	1:11.563	+0.055	14:54:45.071
4	1:12.722	+1.214	14:55:57.793
5	1:17.815	+6.307	14:57:15.608
6	1:29.082	+17.574	14:58:44.690
7	1:22.438	+10.930	15:00:07.128
8	1:21.761	+10.253	15:01:28.889
9	1:26.097	+14.589	15:02:54.986
10	1:26.050	+14.542	15:04:21.036

(47) Les Liney			
1	1:18.956	+3.048	14:52:21.075
2	1:15.908		14:53:36.983
3	1:16.123	+0.215	14:54:53.106
4	1:18.113	+2.205	14:56:11.219
5	1:21.073	+5.165	14:57:32.292
6	1:25.530	+9.622	14:58:57.822
7	1:25.114	+9.206	15:00:22.936
8	1:20.583	+4.675	15:01:43.519
9	1:21.383	+5.475	15:03:04.902
10	1:18.176	+2.268	15:04:23.078

(12) Tony Rainford			
1	1:18.899	+3.301	14:52:20.696
2	1:15.598		14:53:36.294
3	1:15.634	+0.036	14:54:51.928
4	1:16.703	+1.105	14:56:08.631
5	1:20.825	+5.227	14:57:29.456
6	1:23.912	+8.314	14:58:53.368
7	1:22.874	+7.276	15:00:16.242
8	1:22.728	+7.130	15:01:38.970
9	1:24.485	+8.887	15:03:03.455
10	1:20.551	+4.953	15:04:24.006

(77) Lee Reveley			
1	1:18.892	+3.927	14:52:21.384
2	1:15.800	+0.835	14:53:37.184
3	1:14.965		14:54:52.149
4	1:17.141	+2.176	14:56:09.290
5	1:22.310	+7.345	14:57:31.600
6	1:26.920	+11.955	14:58:58.520
7	1:23.620	+8.655	15:00:22.140
8	1:22.037	+7.072	15:01:44.177
9	1:21.054	+6.089	15:03:05.231
10	1:18.790	+3.825	15:04:24.021

(38) Scot Adam			
1	1:19.735	+3.202	14:52:21.794
2	1:16.648	+0.115	14:53:38.442
3	1:16.533		14:54:54.975
4	1:18.247	+1.714	14:56:13.222
5	1:23.456	+6.923	14:57:36.678
6	1:23.430	+6.897	14:59:00.108
7	1:22.336	+5.803	15:00:22.444
8	1:21.374	+4.841	15:01:43.818
9	1:21.761	+5.228	15:03:05.579
10	1:18.524	+1.991	15:04:24.103

(28) Ben Broadway			
1	1:23.776	+1.817	14:52:26.193
2	1:21.959		14:53:48.152
3	1:22.857	+0.898	14:55:11.009
4	1:24.595	+2.636	14:56:35.604
5	1:26.624	+4.665	14:58:02.228
6	1:24.845	+2.886	14:59:27.073
7	1:23.770	+1.811	15:00:50.843
8	1:25.046	+3.087	15:02:15.889
9	1:23.757	+1.798	15:03:39.646

(51) Charlie Flett			
1	1:24.262	+2.064	14:52:27.498
2	1:22.198		14:53:49.696
3	1:25.807	+3.609	14:55:15.503
4	1:30.759	+8.561	14:56:46.262
5	1:37.223	+15.025	14:58:23.485
6	1:38.352	+16.154	15:00:01.837
7	1:35.892	+13.694	15:01:37.729
8	1:36.695	+14.497	15:03:14.424
9	1:34.465	+12.267	15:04:48.889

(173) Robert Eagling			
1	1:20.568	+5.201	14:52:22.704
2	1:15.367		14:53:38.071

Lap	Lap Tm	Diff	Time of Day
3	1:15.944	+0.577	14:54:54.015
4	1:18.072	+2.705	14:56:12.087
5	1:24.902	+9.535	14:57:36.989

(76) Sean Hardwicke			
1	1:18.233	+4.517	14:52:19.773
2	1:13.716		14:53:33.489
3	1:13.937	+0.221	14:54:47.426
4	1:13.891	+0.175	14:56:01.317

(156) Dave Jackson			
1	1:15.325	+5.306	14:52:14.135
2	1:10.036	+0.017	14:53:24.171
3	1:10.019		14:54:34.190

(11) Glen Shaw			
1	1:17.992	+5.161	14:52:19.514
2	1:12.831		14:53:32.345
3	1:15.348	+2.517	14:54:47.693

Chief Timekeeper:

Clerk of Course:

Weather & Track: Overcast / Dry

Results: www.sportstimingservices.com





Thundersport GB - Rounds 5 and 6

Sorted on Laps

BSN Thundersport GP1

Snetterton 1.952 Miles

Race 20

03/05/2010 18:05

Race started at 18:05:06

Pos	No.	Name	Class	Make	Model	Laps	Total Tm	Diff	Best Tm	Best Spd	In Lap
1	71	Philip Crowe	GP1	Suzuki	1000	6	7:29.230		1:12.201	97.328	2
2	1	Peter Baker	GP1	Suzuki	1000	6	7:31.983	2.753	1:12.863	96.444	2
3	157	Angelo DeRosa	GP1	Yamaha	1000	6	7:32.963	3.733	1:12.902	96.392	2
4	7	Ross Connolly	GP1	Suzuki	1000	6	7:38.263	9.033	1:12.870	96.435	2
5	11	Glen Shaw	GP1	Yamaha	1000	6	7:51.975	22.745	1:14.902	93.819	2
6	38	Scot Adam	Supertwin	Ducati	1098ST	6	7:53.081	23.851	1:16.570	91.775	2
7	77	Lee Reveley	Supertwin	Ducati	1098ST	6	7:53.331	24.101	1:16.672	91.653	2
8	12	Tony Rainford	GP1	Suzuki	1000	6	8:00.491	31.261	1:17.196	91.031	2
9	28	Ben Broadway	Supertwin	KTM	1098ST	6	8:30.681	1:01.451	1:19.905	87.944	2
10	47	Les Liney	Supertwin	Ducati	1098ST	6	8:42.216	1:12.986	1:19.845	88.011	2
Not classified ()											
	156	Dave Jackson	GP1	Honda	1000	3	3:42.430	DNF	1:11.869	97.778	2
	51	Charlie Flett	Supertwin	Ducati	1098ST	2	2:56.937	DNF	1:24.737	82.930	1
	173	Robert Eagling	GP1	Suzuki	1000	1	1:25.748	DNF	1:21.144	86.602	1

Margin of Victory	Avg. Speed	Best Lap Tm	Best Spd	Best Lap by
2.753	93.857	1:11.869	97.778	156 - Dave Jackson


Chief Timekeeper:

Clerk of Course:

Weather & Track: Rain / Cloudy

Results: www.sportstiming.com





Thundersport GB - Rounds 5 and 6

Lapchart

BSN Thundersport GP1

Snetterton 1.952 Miles

Race 20

03/05/2010 18:05

Race started at 18:05:06

Competitors	Laps							
	0	1	2	3	4	5	6	
Ross Connolly (7)	1	7	156	156	156	71	71	71
Dave Jackson (156)	2	156	1	71	71	1	1	1
Peter Baker (1)	3	1	71	1	1	157	157	157
Angelo DeRosa (157)	4	157	157	157	157	7	7	7
Philip Crowe (71)	5	71	7	7	7	11	11	11
Glen Shaw (11)	6	11	11	11	11	38	38	38
Tony Rainford (12)	7	12	12	12	38	77	77	77
Les Liney (47)	8	47	38	38	77	12	12	12
Scot Adam (38)	9	38	77	77	12	28	28	28
Robert Eagling (173)	10	173	47	47	47	47	47	47
Ben Broadway (28)	11	28	173	28	28			
Lee Reveley (77)	12	77	28	51				
Charlie Flett (51)	13	51	51					

Chief Timekeeper:

Clerk of Course:

Weather & Track: Rain / Cloudy

Results: www.sportstimingservices.com

Printed: 03/05/2010 18:15:38





Thundersport GB - Rounds 5 and 6

BSN Thundersport GP1

Snetterton 1.952 Miles

Race 20

03/05/2010 18:05

Race started at 18:05:06

Lap	Lap Tm	Diff	Time of Day
(71) Philip Crowe			
1	1:14.565	+2.364	18:06:24.663
2	1:12.201		18:07:36.864
3	1:12.700	+0.499	18:08:49.564
4	1:14.331	+2.130	18:10:03.895
5	1:16.716	+4.515	18:11:20.611
6	1:15.173	+2.972	18:12:35.784
(1) Peter Baker			
1	1:17.607	+4.744	18:06:24.322
2	1:12.863		18:07:37.185
3	1:14.848	+1.985	18:08:52.033
4	1:16.024	+3.161	18:10:08.057
5	1:15.814	+2.951	18:11:23.871
6	1:14.666	+1.803	18:12:38.537
(157) Angelo DeRosa			
1	1:15.306	+2.404	18:06:25.379
2	1:12.902		18:07:38.281
3	1:14.172	+1.270	18:08:52.453
4	1:16.494	+3.592	18:10:08.947
5	1:15.862	+2.960	18:11:24.809
6	1:14.708	+1.806	18:12:39.517
(7) Ross Connolly			
1	1:19.331	+6.461	18:06:25.885
2	1:12.870		18:07:38.755
3	1:16.253	+3.383	18:08:55.008
4	1:17.854	+4.984	18:10:12.862
5	1:16.616	+3.746	18:11:29.478
6	1:15.339	+2.469	18:12:44.817
(11) Glen Shaw			
1	1:17.284	+2.382	18:06:27.426
2	1:14.902		18:07:42.328
3	1:16.370	+1.468	18:08:58.698
4	1:17.667	+2.765	18:10:16.365
5	1:20.943	+6.041	18:11:37.308
6	1:21.221	+6.319	18:12:58.529
(38) Scot Adam			
1	1:19.604	+3.034	18:06:30.364
2	1:16.570		18:07:46.934
3	1:17.557	+0.987	18:09:04.491
4	1:19.023	+2.453	18:10:23.514
5	1:18.469	+1.899	18:11:41.983
6	1:17.652	+1.082	18:12:59.635
(77) Lee Reveley			
1	1:19.145	+2.473	18:06:30.527
2	1:16.672		18:07:47.199
3	1:17.945	+1.273	18:09:05.144
4	1:18.687	+2.015	18:10:23.831
5	1:18.625	+1.953	18:11:42.456
6	1:17.429	+0.757	18:12:59.885
(12) Tony Rainford			
1	1:19.142	+1.946	18:06:29.650
2	1:17.196		18:07:46.846
3	1:18.571	+1.375	18:09:05.417

Lap	Lap Tm	Diff	Time of Day
4	1:19.448	+2.252	18:10:24.865
5	1:21.067	+3.871	18:11:45.932
6	1:21.113	+3.917	18:13:07.045
(28) Ben Broadway			
1	1:21.955	+2.050	18:06:33.333
2	1:19.905		18:07:53.238
3	1:21.693	+1.788	18:09:14.931
4	1:24.056	+4.151	18:10:38.987
5	1:24.836	+4.931	18:12:03.823
6	1:33.412	+13.507	18:13:37.235
(47) Les Liney			
1	1:21.002	+1.157	18:06:31.642
2	1:19.845		18:07:51.487
3	1:22.160	+2.315	18:09:13.647
4	1:35.455	+15.610	18:10:49.102
5	1:25.673	+5.828	18:12:14.775
6	1:33.995	+14.150	18:13:48.770
(156) Dave Jackson			
1	1:17.669	+5.800	18:06:24.250
2	1:11.869		18:07:36.119
3	1:12.865	+0.996	18:08:48.984
(51) Charlie Flett			
1	1:24.737		18:06:36.645
2	1:26.846	+2.109	18:08:03.491
(173) Robert Eagling			
1	1:21.144		18:06:32.302

Lap	Lap Tm	Diff	Time of Day
-----	--------	------	-------------

Chief Timekeeper:

Clerk of Course:

Weather & Track: Rain / Cloudy

Results: www.sportstimingservices.com

Printed: 03/05/2010 18:16:15





Thundersport GB - Rounds 5 and 6

Sorted on Best Lap time

Buff Supermono & Nitro Moto 450

Snetterton 1.952 Miles

1st Qualifying

01/05/2010 15:04

Practice started at 15:04:28

Pos	No.	Name	Class	Make	Model	Best Tm	In Lap	Diff	2nd Best	2nd Lap
1	5	Mark Lawes	Supermono	BMW	720	1:15.691	3		1:17.886	2
2	23	Danny Murphy	Moto 450	Aprilia	450	1:16.236	5	0.545	1:16.551	4
3	25	Ben Gautrey	Moto 450	Aprilia	450M	1:16.502	5	0.811	1:16.516	4
4	14	Will Hodgson	Moto 450	Aprilia	450M	1:16.774	4	1.083	1:16.791	3
5	37	Jeff Claridge	Supermono	Honda	450	1:17.369	10	1.678	1:18.680	9
6	57	Jonathan Good	Supermono	Yamaha	686	1:17.578	6	1.887	1:17.736	7
7	100	Connor Tagg	Moto 450	Aprilia	450M	1:17.595	8	1.904	1:17.951	2
8	7	Alex Hutchinson	Supermono	Honda	450	1:17.796	4	2.105	1:17.974	3
9	29	Phil Canessa	Moto 450	Aprilia	450M	1:17.822	11	2.131	1:17.872	10
10	4	Ivan Porter	Supermono	Rotax	660	1:18.012	9	2.321	1:18.038	10
11	30	Liam Shellcock	Moto 450	Aprilia	450M	1:18.475	6	2.784	1:18.522	4
12	94	Phil Page	Moto 450	Aprilia	450M	1:19.559	7	3.868	1:19.674	8
13	17	Aria Lane	Supermono	Honda	450	1:21.085	5	5.394	1:21.429	4
14	80	Acea Webb	Moto 450	Aprilia	450M	1:22.462	4	6.771	1:22.595	8
15	19	Perry Goldstein	Supermono	KTM	610	1:25.212	1	9.521		0
16	41	Martin Jarvis	Supermono	KTM	650	1:26.560	6	10.869	1:27.139	4
17	88	Andrew Driver	Supermono	MZ	690	1:30.234	8	14.543	1:30.838	7
18	69	Andy Turner	Supermono	Yamaha	426	1:32.738	1	17.047		0
19	50	Robbie Robson	Moto 450	KTM	450M	1:34.629	9	18.938	1:36.261	3
20	9	Dave Bennett	Supermono	Yamaha	720	1:38.210	4	22.519	1:38.222	3

Announcements

No 7 - No Transponder

Chief Timekeeper:

Clerk of Course:

Weather & Track: Bright / Dry

Results: www.sportstimingsservices.com

Printed: 01/05/2010 15:22:45





Thundersport GB - Rounds 5 and 6

Sorted on Best Lap time

Buff Supermono & Nitro Moto 450

Snetterton 1.952 Miles

2nd Qualifying

02/05/2010 10:10

Practice started at 10:10:12

Pos	No.	Name	Class	Make	Model	Best Tm	In Lap	Diff	2nd Best	2nd Lap
1	23	Danny Murphy	Moto 450	Aprilia	450	1:28.957	6		1:30.233	8
2	5	Mark Lawes	Supermono	BMW	720	1:29.329	8	0.372	1:29.947	7
3	14	Will Hodgson	Moto 450	Aprilia	450M	1:29.530	6	0.573	1:29.544	5
4	25	Ben Gautrey	Moto 450	Aprilia	450M	1:29.956	7	0.999	1:30.056	8
5	4	Ivan Porter	Supermono	Rotax	660	1:30.137	3	1.180	1:30.601	4
6	100	Connor Tagg	Moto 450	Aprilia	450M	1:30.248	6	1.291	1:30.808	7
7	94	Phil Page	Moto 450	Aprilia	450M	1:30.750	8	1.793	1:31.723	7
8	7	Alex Hutchinson	Supermono	Honda	450	1:30.898	2	1.941	1:32.186	3
9	57	Jonathan Good	Supermono	Yamaha	686	1:31.071	3	2.114	1:31.071	4
10	69	Andy Turner	Supermono	Yamaha	426	1:32.827	5	3.870	1:32.887	4
11	30	Liam Shellcock	Moto 450	Aprilia	450M	1:34.795	3	5.838	1:36.159	2
12	37	Jeff Claridge	Supermono	Honda	450	1:34.798	4	5.841	1:36.126	2
13	80	Acea Webb	Moto 450	Aprilia	450M	1:38.512	3	9.555	1:38.674	6
14	41	Martin Jarvis	Supermono	KTM	650	1:43.440	4	14.483	1:44.688	5
15	88	Andrew Driver	Supermono	MZ	690	1:50.825	2	21.868	1:53.972	1

Chief Timekeeper:

Clerk of Course:

Weather & Track: Rain / Wet

Results: www.sportstimingsservices.com

Printed: 02/05/2010 10:24:33





Thundersport GB - Rounds 5 and 6

Buff Supermono & Nitro Moto 450

Snetterton 1.952 Miles

Qualifying Overall

Pos	No.	Name	Class	Make	Model	Overall BestTm	R1. Best Tm	R2. Best Tm	Diff
1	5	Mark Lawes	Supermono	BMW	720	1:15.691	1:15.691	1:29.329	
2	23	Danny Murphy	Moto 450	Aprilia	450	1:16.236	1:16.236	1:28.957	0.545
3	25	Ben Gautrey	Moto 450	Aprilia	450M	1:16.502	1:16.502	1:29.956	0.811
4	14	Will Hodgson	Moto 450	Aprilia	450M	1:16.774	1:16.774	1:29.530	1.083
5	37	Jeff Claridge	Supermono	Honda	450	1:17.369	1:17.369	1:34.798	1.678
6	57	Jonathan Good	Supermono	Yamaha	686	1:17.578	1:17.578	1:31.071	1.887
7	100	Connor Tagg	Moto 450	Aprilia	450M	1:17.595	1:17.595	1:30.248	1.904
8	7	Alex Hutchinson	Supermono	Honda	450	1:17.796	1:17.796	1:30.898	2.105
9	29	Phil Canessa	Moto 450	Aprilia	450M	1:17.822	1:17.822		2.131
10	4	Ivan Porter	Supermono	Rotax	660	1:18.012	1:18.012	1:30.137	2.321
11	30	Liam Shellcock	Moto 450	Aprilia	450M	1:18.475	1:18.475	1:34.795	2.784
12	94	Phil Page	Moto 450	Aprilia	450M	1:19.559	1:19.559	1:30.750	3.868
13	17	Aria Lane	Supermono	Honda	450	1:21.085	1:21.085		5.394
14	80	Acea Webb	Moto 450	Aprilia	450M	1:22.462	1:22.462	1:38.512	6.771
15	19	Perry Goldstein	Supermono	KTM	610	1:25.212	1:25.212		9.521
16	41	Martin Jarvis	Supermono	KTM	650	1:26.560	1:26.560	1:43.440	10.869
17	88	Andrew Driver	Supermono	MZ	690	1:30.234	1:30.234	1:50.825	14.543
18	69	Andy Turner	Supermono	Yamaha	426	1:32.738	1:32.738	1:32.827	17.047
19	50	Robbie Robson	Moto 450	KTM	450M	1:34.629	1:34.629		18.938
20	9	Dave Bennett	Supermono	Yamaha	720	1:38.210	1:38.210		22.519

Chief Timekeeper:

Clerk of Course:

Weather & Track:

Results: www.sportstimingservices.com

Printed: 02/05/2010 10:25:21






Thundersport GB - Rounds 5 and 6

Snetterton 1.952 Miles

Buff Supermono & Nitro Moto 450

02/05/2010

Sunday Race 9 (Superpole)



POLE POSITION

** NOTE: USE RED GRID POSITIONS ONLY **

1	1 5	2 23	3 25	4 14
2	5 37	6 57	7 100	8 7
3	9 29	10 4	11 30	12 94
4	13 17	14 80	15 19	16 41
5	17 88	18 69	19 50	20 9

** NOTE: USE RED GRID POSITIONS ONLY **

Chief Timekeeper:

Clerk of Course:

Weather & Track:

Results: www.sportstimeservices.com

Printed: 02/05/2010 10:27:26





Thundersport GB - Rounds 5 and 6

Sorted on Laps

Buff Supermono & Nitro Moto 450

Snetterton 1.952 Miles

Race 9 (Superpole)

02/05/2010 15:35

Race started at 15:35:11

Pos	No.	Name	Class	Make	Model	Laps	Total Tm	Diff	Best Tm	Best Spd	In Lap
1	5	Mark Lawes	Supermono	BMW	720	14	18:13.042		1:15.347	93.264	14
2	14	Will Hodgson	Moto 450	Aprilia	450M	14	18:15.704	2.662	1:16.400	91.979	13
3	25	Ben Gautrey	Moto 450	Aprilia	450M	14	18:17.210	4.168	1:16.359	92.028	13
4	29	Phil Canessa	Moto 450	Aprilia	450M	14	18:25.357	12.315	1:16.904	91.376	8
5	57	Jonathan Good	Supermono	Yamaha	686	14	19:15.181	1:02.139	1:20.474	87.323	5
6	17	Aria Lane	Supermono	Honda	450	14	19:19.287	1:06.245	1:19.365	88.543	14
7	94	Phil Page	Moto 450	Aprilia	450M	14	19:19.495	1:06.453	1:19.819	88.039	14
8	69	Andy Turner	Supermono	Yamaha	426	14	19:27.276	1:14.234	1:21.016	86.738	13
9	80	Acea Webb	Moto 450	Aprilia	450M	13	18:47.210	1 Lap	1:24.228	83.431	11
10	41	Martin Jarvis	Supermono	KTM	650	13	18:47.983	1 Lap	1:23.315	84.345	2
11	88	Andrew Driver	Supermono	MZ	690	13	19:20.537	1 Lap	1:27.396	80.406	6
12	50	Robbie Robson	Moto 450	KTM	450M	12	19:07.371	2 Laps	1:32.940	75.610	9

Not classified ()

37	Jeff Claridge	Supermono	Honda	450	12	16:03.857	DNF	1:19.066	88.878	7
4	Ivan Porter	Supermono	Rotax	660	3	4:07.072	DNF	1:19.368	88.539	3
30	Liam Shellcock	Moto 450	Aprilia	450M	3	4:10.260	DNF	1:19.424	88.477	2
100	Connor Tagg	Moto 450	Aprilia	450M	2	2:51.756	DNF	1:21.286	86.450	2
23	Danny Murphy	Moto 450	Aprilia	450		0.000	DNF		-	0

Margin of Victory	Avg. Speed	Best Lap Tm	Best Spd	Best Lap by
2.662	90.006	1:15.347	93.264	5 - Mark Lawes

Chief Timekeeper:

Clerk of Course:

Weather & Track: Cloudy / Dry

Results: www.sportstimingservices.com





Thundersport GB - Rounds 5 and 6

Lapchart

Buff Supermono & Nitro Moto 450

Snetterton 1.952 Miles

Race 9 (Superpole)

02/05/2010 15:35

Race started at 15:35:11

Competitors

	Laps														
	0	1	2	3	4	5	6	7	8	9	10	11	12	13	14
Danny Murphy (23)	1	23	14	14	5	5	5	5	5	5	5	5	5	5	5
Mark Lawes (5)	2	5	5	5	14	14	14	14	14	14	14	14	14	14	14
Will Hodgson (14)	3	14	37	37	37	25	25	25	25	25	25	25	25	25	25
Ben Gautrey (25)	4	25	25	4	4	29	29	29	29	29	29	29	29	29	29
Jonathan Good (57)	5	57	4	25	25	37	37	37	37	37	37	37	37	37	57
Connor Tagg (100)	6	100	57	57	29	57	57	57	57	57	57	57	57	94	17
Jeff Claridge (37)	7	37	29	29	57	17	94	94	94	94	94	94	94	17	94
Ivan Porter (4)	8	4	30	30	30	94	17	17	17	17	17	17	17	69	69
Liam Shellcock (30)	9	30	100	100	17	41	69	69	69	69	69	69	69	69	80
Phil Canessa (29)	10	29	17	17	41	69	41	41	41	80	80	41	41	80	41
Phil Page (94)	11	94	41	41	94	80	80	80	80	41	41	80	80	41	88
Aria Lane (17)	12	17	69	69	69	88	88	88	88	88	88	88	88	88	
Acea Webb (80)	13	80	88	94	88	50	50	50	50	50	50	50	50	50	
Andrew Driver (88)	14	88	80	88	80										
Martin Jarvis (41)	15	41	94	80	50										
Robbie Robson (50)	16	50	50	50											
Andy Turner (69)	17	69													

Chief Timekeeper:

Clerk of Course:

Weather & Track: Cloudy / Dry

Results: www.sportstimeservices.com

Printed: 02/05/2010 15:57:33





Thundersport GB - Rounds 5 and 6

Buff Supermono & Nitro Moto 450

Snetterton 1.952 Miles

Race 9 (Superpole)

02/05/2010 15:35

Race started at 15:35:11

Lap	Lap Tm	Diff	Time of Day
(5) Mark Lawes			
1	1:27.528	+12.181	15:36:38.977
2	1:18.954	+3.607	15:37:57.931
3	1:17.249	+1.902	15:39:15.180
4	1:16.623	+1.276	15:40:31.803
5	1:17.228	+1.881	15:41:49.031
6	1:18.179	+2.832	15:43:07.210
7	1:17.908	+2.561	15:44:25.118
8	1:17.438	+2.091	15:45:42.556
9	1:17.523	+2.176	15:47:00.079
10	1:17.784	+2.437	15:48:17.863
11	1:18.046	+2.699	15:49:35.909
12	1:16.640	+1.293	15:50:52.549
13	1:16.582	+1.235	15:52:09.131
14	1:15.347		15:53:24.478
(14) Will Hodgson			
1	1:26.679	+10.279	15:36:38.168
2	1:18.928	+2.528	15:37:57.096
3	1:18.716	+2.316	15:39:15.812
4	1:18.138	+1.738	15:40:33.950
5	1:17.979	+1.579	15:41:51.929
6	1:17.877	+1.477	15:43:09.806
7	1:17.554	+1.154	15:44:27.360
8	1:17.373	+0.973	15:45:44.733
9	1:17.514	+1.114	15:47:02.247
10	1:17.098	+0.698	15:48:19.345
11	1:17.232	+0.832	15:49:36.577
12	1:17.045	+0.645	15:50:53.622
13	1:16.400		15:52:10.022
14	1:17.118	+0.718	15:53:27.140
(25) Ben Gautrey			
1	1:28.159	+11.800	15:36:39.651
2	1:20.517	+4.158	15:38:00.168
3	1:18.728	+2.369	15:39:18.896
4	1:18.989	+2.630	15:40:37.885
5	1:18.037	+1.678	15:41:55.922
6	1:18.138	+1.779	15:43:14.060
7	1:17.286	+0.927	15:44:31.346
8	1:16.908	+0.549	15:45:48.254
9	1:17.049	+0.690	15:47:05.303
10	1:16.724	+0.365	15:48:22.027
11	1:17.135	+0.776	15:49:39.162
12	1:16.679	+0.320	15:50:55.841
13	1:16.359		15:52:12.200
14	1:16.446	+0.087	15:53:28.646
(29) Phil Canessa			
1	1:25.179	+8.275	15:36:41.295
2	1:19.262	+2.358	15:38:00.557
3	1:18.384	+1.480	15:39:18.941
4	1:19.057	+2.153	15:40:37.998
5	1:17.967	+1.063	15:41:55.965
6	1:18.336	+1.432	15:43:14.301
7	1:17.328	+0.424	15:44:31.629
8	1:16.904		15:45:48.533
9	1:17.103	+0.199	15:47:05.636
10	1:17.794	+0.890	15:48:23.430
11	1:18.735	+1.831	15:49:42.165

Lap	Lap Tm	Diff	Time of Day
12	1:18.363	+1.459	15:51:00.528
13	1:18.164	+1.260	15:52:18.692
14	1:18.101	+1.197	15:53:36.793
(57) Jonathan Good			
1	1:24.637	+4.163	15:36:39.885
2	1:20.661	+0.187	15:38:00.546
3	1:20.672	+0.198	15:39:21.218
4	1:21.451	+0.977	15:40:42.669
5	1:20.474		15:42:03.143
6	1:21.984	+1.510	15:43:25.127
7	1:22.485	+2.011	15:44:47.612
8	1:21.426	+0.952	15:46:09.038
9	1:22.037	+1.563	15:47:31.075
10	1:21.726	+1.252	15:48:52.801
11	1:22.416	+1.942	15:50:15.217
12	1:22.989	+2.515	15:51:38.206
13	1:22.438	+1.964	15:53:00.644
14	1:25.973	+5.499	15:54:26.617
(17) Aria Lane			
1	1:28.033	+8.668	15:36:45.083
2	1:24.226	+4.861	15:38:09.309
3	1:23.684	+4.319	15:39:32.993
4	1:24.281	+4.916	15:40:57.274
5	1:23.367	+4.002	15:42:20.641
6	1:22.209	+2.844	15:43:42.850
7	1:21.674	+2.309	15:45:04.524
8	1:21.747	+2.382	15:46:26.271
9	1:21.995	+2.630	15:47:48.266
10	1:21.374	+2.009	15:49:09.640
11	1:21.009	+1.644	15:50:30.649
12	1:20.613	+1.248	15:51:51.262
13	1:20.096	+0.731	15:53:11.358
14	1:19.365		15:54:30.723
(94) Phil Page			
1	1:33.475	+13.656	15:36:49.884
2	1:24.698	+4.879	15:38:14.582
3	1:23.074	+3.255	15:39:37.656
4	1:21.756	+1.937	15:40:59.412
5	1:21.172	+1.353	15:42:20.584
6	1:21.268	+1.449	15:43:41.852
7	1:20.710	+0.891	15:45:02.562
8	1:22.159	+2.340	15:46:24.721
9	1:21.308	+1.489	15:47:46.029
10	1:21.383	+1.564	15:49:07.412
11	1:21.175	+1.356	15:50:28.587
12	1:21.293	+1.474	15:51:49.880
13	1:21.232	+1.413	15:53:11.112
14	1:19.819		15:54:30.931
(69) Andy Turner			
1	1:29.358	+8.342	15:36:47.752
2	1:25.428	+4.412	15:38:13.180
3	1:25.415	+4.399	15:39:38.595
4	1:23.253	+2.237	15:41:01.848
5	1:22.623	+1.607	15:42:24.471
6	1:22.258	+1.242	15:43:46.729
7	1:22.030	+1.014	15:45:08.759
8	1:21.617	+0.601	15:46:30.376

Lap	Lap Tm	Diff	Time of Day
9	1:21.951	+0.935	15:47:52.327
10	1:21.648	+0.632	15:49:13.975
11	1:21.207	+0.191	15:50:35.182
12	1:21.180	+0.164	15:51:56.362
13	1:21.016		15:53:17.378
14	1:21.334	+0.318	15:54:38.712
(80) Acea Webb			
1	1:32.179	+7.951	15:36:49.328
2	1:27.221	+2.993	15:38:16.549
3	1:28.021	+3.793	15:39:44.570
4	1:26.055	+1.827	15:41:10.625
5	1:25.602	+1.374	15:42:36.227
6	1:25.155	+0.927	15:44:01.382
7	1:24.802	+0.574	15:45:26.184
8	1:26.302	+2.074	15:46:52.486
9	1:24.990	+0.762	15:48:17.476
10	1:26.118	+1.890	15:49:43.594
11	1:24.228		15:51:07.822
12	1:25.464	+1.236	15:52:33.286
13	1:25.360	+1.132	15:53:58.646
(41) Martin Jarvis			
1	1:28.774	+5.459	15:36:46.283
2	1:23.315		15:38:09.598
3	1:25.800	+2.485	15:39:35.398
4	1:25.757	+2.442	15:41:01.155
5	1:25.136	+1.821	15:42:26.291
6	1:27.075	+3.760	15:43:53.366
7	1:29.602	+6.287	15:45:22.968
8	1:30.390	+7.075	15:46:53.358
9	1:24.914	+1.599	15:48:18.272
10	1:24.231	+0.916	15:49:42.503
11	1:24.403	+1.088	15:51:06.906
12	1:27.685	+4.370	15:52:34.591
13	1:24.828	+1.513	15:53:59.419
(88) Andrew Driver			
1	1:31.303	+3.907	15:36:48.515
2	1:27.977	+0.581	15:38:16.492
3	1:27.953	+0.557	15:39:44.445
4	1:30.753	+3.357	15:41:15.198
5	1:29.751	+2.355	15:42:44.949
6	1:27.396		15:44:12.345
7	1:28.325	+0.929	15:45:40.670
8	1:27.686	+0.290	15:47:08.356
9	1:31.123	+3.727	15:48:39.479
10	1:27.653	+0.257	15:50:07.132
11	1:28.159	+0.763	15:51:35.291
12	1:27.867	+0.471	15:53:03.158
13	1:28.815	+1.419	15:54:31.973
(50) Robbie Robson			
1	1:37.224	+4.284	15:36:54.872
2	1:34.764	+1.824	15:38:29.636
3	1:34.079	+1.139	15:40:03.715
4	1:35.145	+2.205	15:41:38.860
5	1:39.240	+6.300	15:43:18.100
6	1:34.967	+2.027	15:44:53.067
7	1:35.868	+2.928	15:46:28.935
8	1:34.439	+1.499	15:48:03.374

Chief Timekeeper:
Clerk of Course:
Weather & Track: Cloudy / Dry
Results: www.sportstimingservices.com
Printed: 02/05/2010 15:58:28





Thundersport GB - Rounds 5 and 6

Buff Supermono & Nitro Moto 450

Snetterton 1.952 Miles

Race 9 (Superpole)

02/05/2010 15:35

Race started at 15:35:11

Lap	Lap Tm	Diff	Time of Day
9	1:32.940		15:49:36.314
10	1:35.115	+2.175	15:51:11.429
11	1:34.197	+1.257	15:52:45.626
12	1:33.181	+0.241	15:54:18.807

(37) Jeff Claridge

1	1:23.828	+4.762	15:36:39.374
2	1:19.301	+0.235	15:37:58.675
3	1:19.682	+0.616	15:39:18.357
4	1:19.896	+0.830	15:40:38.253
5	1:20.016	+0.950	15:41:58.269
6	1:19.328	+0.262	15:43:17.597
7	1:19.066		15:44:36.663
8	1:19.251	+0.185	15:45:55.914
9	1:19.667	+0.601	15:47:15.581
10	1:20.252	+1.186	15:48:35.833
11	1:19.291	+0.225	15:49:55.124
12	1:20.169	+1.103	15:51:15.293

(4) Ivan Porter

1	1:23.706	+4.338	15:36:39.720
2	1:19.420	+0.052	15:37:59.140
3	1:19.368		15:39:18.508

(30) Liam Shellcock

1	1:25.555	+6.131	15:36:41.611
2	1:19.424		15:38:01.035
3	1:20.661	+1.237	15:39:21.696

(100) Connor Tagg

1	1:26.598	+5.312	15:36:41.906
2	1:21.286		15:38:03.192

Lap	Lap Tm	Diff	Time of Day
-----	--------	------	-------------

Lap	Lap Tm	Diff	Time of Day
-----	--------	------	-------------

Chief Timekeeper:

Clerk of Course:

Weather & Track: Cloudy / Dry

Results: www.sportstimingsservices.com

Printed: 02/05/2010 15:58:28





Thundersport GB - Rounds 5 and 6

Snetterton 1.952 Miles

Buff Supermono & Nitro Moto 450

03/05/2010

Monday Race 9 & 19



POLE POSITION

** NOTE: USE RED GRID POSITIONS ONLY **

1	1 5	2 14	3 25	4 29
2	5 23	6 37	7 57	8 100
3	9 7	10 4	11 30	12 94
4	13 17	14 80	15 19	16 41
5	17 88	18 69	19 50	20 9

**** NOTE: USE RED GRID POSITIONS ONLY ****

Chief Timekeeper:

Clerk of Course:

Weather & Track:

Results: www.sportstimeservices.com

Printed: 02/05/2010 16:04:18





Thundersport GB - Rounds 5 and 6

Sorted on Laps

Buff Supermono & Nitro Moto 450

Snetterton 1.952 Miles

Race 9

03/05/2010 14:32

Race started at 14:32:18

Pos	No.	Name	Class	Make	Model	Laps	Total Tm	Diff	Best Tm	Best Spd	In Lap
1	5	Mark Lawes	Supermono	BMW	720	10	12:58.269		1:16.258	92.150	9
2	14	Will Hodgson	Moto 450	Aprilia	450M	10	12:58.275	0.006	1:16.201	92.219	8
3	29	Phil Canessa	Moto 450	Aprilia	450M	10	13:05.450	7.181	1:17.124	91.116	8
4	23	Danny Murphy	Moto 450	Aprilia	450	10	13:06.829	8.560	1:16.155	92.275	10
5	25	Ben Gautrey	Moto 450	Aprilia	450M	10	13:07.316	9.047	1:16.731	91.582	10
6	57	Jonathan Good	Supermono	Yamaha	686	10	13:17.037	18.768	1:18.185	89.879	9
7	37	Jeff Claridge	Supermono	Honda	450	10	13:17.341	19.072	1:18.131	89.941	5
8	4	Ivan Porter	Supermono	Rotax	660	10	13:21.393	23.124	1:18.401	89.632	10
9	30	Liam Shellcock	Moto 450	Aprilia	450M	10	13:23.668	25.399	1:19.038	88.909	10
10	7	Alex Hutchinson	Supermono	Honda	450	10	13:24.291	26.022	1:19.055	88.890	2
11	100	Connor Tagg	Moto 450	Aprilia	450M	10	13:34.553	36.284	1:19.411	88.492	10
12	94	Phil Page	Moto 450	Aprilia	450M	10	13:34.847	36.578	1:19.517	88.374	9
13	19	Perry Goldstein	Supermono	KTM	610	10	13:41.074	42.805	1:20.063	87.771	6
14	69	Andy Turner	Supermono	Yamaha	426	10	13:55.648	57.379	1:21.333	86.400	9
15	80	Acea Webb	Moto 450	Aprilia	450M	10	14:11.992	1:13.723	1:22.303	85.382	10
16	88	Andrew Driver	Supermono	MZ	690	9	13:16.952	1 Lap	1:26.322	81.407	8
17	41	Martin Jarvis	Supermono	KTM	650	9	13:58.064	1 Lap	1:27.423	80.382	8
18	50	Robbie Robson	Moto 450	KTM	450M	9	13:59.872	1 Lap	1:30.831	77.366	9

Not classified ()

17	Aria Lane	Supermono	Honda	450	4	5:54.353	DNF	1:26.276	81.450	1
----	-----------	-----------	-------	-----	---	----------	-----	----------	--------	---

Margin of Victory	Avg. Speed	Best Lap Tm	Best Spd	Best Lap by
0.006	90.293	1:16.155	92.275	23 - Danny Murphy

Chief Timekeeper:

Clerk of Course:

Weather & Track: Bright / Dry

Results: www.sportstimingservices.com





Thundersport GB - Rounds 5 and 6

Lapchart

Buff Supermono & Nitro Moto 450

Snetterton 1.952 Miles

Race 9

03/05/2010 14:32

Race started at 14:32:18

Competitors	Laps										
	0	1	2	3	4	5	6	7	8	9	10
Will Hodgson (14)	1	14	14	14	14	14	5	5	5	5	5
Mark Lawes (5)	2	5	5	29	5	5	5	14	14	14	14
Ben Gautrey (25)	3	25	29	5	29	29	29	29	29	29	29
Phil Canessa (29)	4	29	25	25	25	25	25	25	25	25	23
Danny Murphy (23)	5	23	57	57	57	57	23	23	23	23	25
Jonathan Good (57)	6	57	23	7	7	23	57	37	37	37	57
Connor Tagg (100)	7	100	7	23	23	7	37	57	57	57	37
Alex Hutchinson (7)	8	7	37	37	37	37	7	7	7	7	4
Ivan Porter (4)	9	4	30	30	30	30	30	4	4	7	30
Liam Shellcock (30)	10	30	100	4	4	4	4	4	30	30	7
Phil Page (94)	11	94	4	100	100	100	100	100	100	94	100
Jeff Claridge (37)	12	37	17	94	94	94	94	94	94	94	100
Aria Lane (17)	13	17	94	19	19	19	19	19	19	19	19
Acea Webb (80)	14	80	19	69	69	69	69	69	69	69	69
Martin Jarvis (41)	15	41	69	17	17	80	80	80	80	80	80
Andrew Driver (88)	16	88	88	88	80	17	88	88	88	88	88
Perry Goldstein (19)	17	19	80	80	88	88	41	41	50	41	41
Robbie Robson (50)	18	50	41	41	41	41	50	50	41	50	50
Andy Turner (69)	19	69	50	50	50	50					

Chief Timekeeper:

Clerk of Course:

Weather & Track: Bright / Dry

Results: www.sportstimingservices.com

Printed: 03/05/2010 14:48:53





Thundersport GB - Rounds 5 and 6

Buff Supermono & Nitro Moto 450

Snetterton 1.952 Miles

Race 9

03/05/2010 14:32

Race started at 14:32:18

Lap	Lap Tm	Diff	Time of Day
(5) Mark Lawes			
1	1:25.330	+9.072	14:33:43.491
2	1:18.457	+2.199	14:35:01.948
3	1:16.796	+0.538	14:36:18.744
4	1:17.185	+0.927	14:37:35.929
5	1:17.259	+1.001	14:38:53.188
6	1:16.594	+0.336	14:40:09.782
7	1:16.507	+0.249	14:41:26.289
8	1:16.563	+0.305	14:42:42.852
9	1:16.258		14:43:59.110
10	1:17.317	+1.059	14:45:16.427

Lap	Lap Tm	Diff	Time of Day
(14) Will Hodgson			
1	1:23.651	+7.450	14:33:41.809
2	1:18.129	+1.928	14:34:59.938
3	1:18.037	+1.836	14:36:17.975
4	1:17.163	+0.962	14:37:35.138
5	1:17.522	+1.321	14:38:52.660
6	1:17.306	+1.105	14:40:09.966
7	1:16.801	+0.600	14:41:26.767
8	1:16.201		14:42:42.968
9	1:16.637	+0.436	14:43:59.605
10	1:16.828	+0.627	14:45:16.433

Lap	Lap Tm	Diff	Time of Day
(29) Phil Canessa			
1	1:25.634	+8.510	14:33:43.848
2	1:18.010	+0.886	14:35:01.858
3	1:17.403	+0.279	14:36:19.261
4	1:17.412	+0.288	14:37:36.673
5	1:17.596	+0.472	14:38:54.269
6	1:17.525	+0.401	14:40:11.794
7	1:17.873	+0.749	14:41:29.667
8	1:17.124		14:42:46.791
9	1:19.324	+2.200	14:44:06.115
10	1:17.493	+0.369	14:45:23.608

Lap	Lap Tm	Diff	Time of Day
(23) Danny Murphy			
1	1:23.551	+7.396	14:33:44.342
2	1:19.462	+3.307	14:35:03.804
3	1:18.978	+2.823	14:36:22.782
4	1:17.994	+1.839	14:37:40.776
5	1:17.941	+1.786	14:38:58.717
6	1:17.472	+1.317	14:40:16.189
7	1:18.028	+1.873	14:41:34.217
8	1:17.440	+1.285	14:42:51.657
9	1:17.175	+1.020	14:44:08.832
10	1:16.155		14:45:24.987

Lap	Lap Tm	Diff	Time of Day
(25) Ben Gautrey			
1	1:25.730	+8.999	14:33:43.923
2	1:18.577	+1.846	14:35:02.500
3	1:18.561	+1.830	14:36:21.061
4	1:18.448	+1.717	14:37:39.509
5	1:18.342	+1.611	14:38:57.851
6	1:18.180	+1.449	14:40:16.031
7	1:17.874	+1.143	14:41:33.905
8	1:17.462	+0.731	14:42:51.367
9	1:17.376	+0.645	14:44:08.743
10	1:16.731		14:45:25.474

Lap	Lap Tm	Diff	Time of Day
(57) Jonathan Good			
1	1:23.398	+5.213	14:33:44.222
2	1:18.808	+0.623	14:35:03.030
3	1:19.071	+0.886	14:36:22.101
4	1:18.489	+0.304	14:37:40.590
5	1:19.221	+1.036	14:38:59.811
6	1:19.567	+1.382	14:40:19.378
7	1:19.815	+1.630	14:41:39.193
8	1:18.993	+0.808	14:42:58.186
9	1:18.185		14:44:16.371
10	1:18.824	+0.639	14:45:35.195

Lap	Lap Tm	Diff	Time of Day
(37) Jeff Claridge			
1	1:23.799	+5.668	14:33:45.518
2	1:19.654	+1.523	14:35:05.172
3	1:19.053	+0.922	14:36:24.225
4	1:18.163	+0.032	14:37:42.388
5	1:18.131		14:39:00.519
6	1:18.614	+0.483	14:40:19.133
7	1:19.940	+1.809	14:41:39.073
8	1:18.545	+0.414	14:42:57.618
9	1:19.052	+0.921	14:44:16.670
10	1:18.829	+0.698	14:45:35.499

Lap	Lap Tm	Diff	Time of Day
(4) Ivan Porter			
1	1:26.455	+8.054	14:33:47.912
2	1:20.525	+2.124	14:35:08.437
3	1:19.363	+0.962	14:36:27.800
4	1:19.232	+0.831	14:37:47.032
5	1:19.428	+1.027	14:39:06.460
6	1:19.139	+0.738	14:40:25.599
7	1:18.408	+0.007	14:41:44.007
8	1:18.581	+0.180	14:43:02.588
9	1:18.562	+0.161	14:44:21.150
10	1:18.401		14:45:39.551

Lap	Lap Tm	Diff	Time of Day
(30) Liam Shellcock			
1	1:24.522	+5.484	14:33:46.039
2	1:19.677	+0.639	14:35:05.716
3	1:19.313	+0.275	14:36:25.029
4	1:19.246	+0.208	14:37:44.275
5	1:20.190	+1.152	14:39:04.465
6	1:19.647	+0.609	14:40:24.112
7	1:19.906	+0.868	14:41:44.018
8	1:19.422	+0.384	14:43:03.440
9	1:19.348	+0.310	14:44:22.788
10	1:19.038		14:45:41.826

Lap	Lap Tm	Diff	Time of Day
(7) Alex Hutchinson			
1	1:23.525	+4.470	14:33:44.499
2	1:19.055		14:35:03.554
3	1:19.186	+0.131	14:36:22.740
4	1:19.482	+0.427	14:37:42.222
5	1:19.764	+0.709	14:39:01.986
6	1:19.708	+0.653	14:40:21.694
7	1:20.075	+1.020	14:41:41.769
8	1:20.422	+1.367	14:43:02.191
9	1:20.239	+1.184	14:44:22.430
10	1:20.019	+0.964	14:45:42.449

Lap	Lap Tm	Diff	Time of Day
(100) Connor Tagg			

Lap	Lap Tm	Diff	Time of Day
1	1:25.904	+6.493	14:33:46.839
2	1:21.672	+2.261	14:35:08.511
3	1:21.006	+1.595	14:36:29.517
4	1:20.524	+1.113	14:37:50.041
5	1:21.270	+1.859	14:39:11.311
6	1:20.203	+0.792	14:40:31.514
7	1:20.389	+0.978	14:41:51.903
8	1:21.070	+1.659	14:43:12.973
9	1:20.327	+0.916	14:44:33.300
10	1:19.411		14:45:52.711

Lap	Lap Tm	Diff	Time of Day
(94) Phil Page			
1	1:26.775	+7.258	14:33:48.345
2	1:21.009	+1.492	14:35:09.354
3	1:20.637	+1.120	14:36:29.991
4	1:20.592	+1.075	14:37:50.583
5	1:20.978	+1.461	14:39:11.561
6	1:20.574	+1.057	14:40:32.135
7	1:20.265	+0.748	14:41:52.400
8	1:20.880	+1.363	14:43:13.280
9	1:19.517		14:44:32.797
10	1:20.208	+0.691	14:45:53.005

Lap	Lap Tm	Diff	Time of Day
(19) Perry Goldstein			
1	1:28.091	+8.028	14:33:50.890
2	1:23.640	+3.577	14:35:14.530
3	1:21.084	+1.021	14:36:35.614
4	1:20.624	+0.561	14:37:56.238
5	1:20.905	+0.842	14:39:17.143
6	1:20.063		14:40:37.206
7	1:20.195	+0.132	14:41:57.401
8	1:20.328	+0.265	14:43:17.729
9	1:21.026	+0.963	14:44:38.755
10	1:20.477	+0.414	14:45:59.232

Lap	Lap Tm	Diff	Time of Day
(69) Andy Turner			
1	1:28.340	+7.007	14:33:51.565
2	1:23.392	+2.059	14:35:14.957
3	1:22.755	+1.422	14:36:37.712
4	1:22.566	+1.233	14:38:00.278
5	1:22.873	+1.540	14:39:23.151
6	1:22.598	+1.265	14:40:45.749
7	1:22.213	+0.880	14:42:07.962
8	1:21.729	+0.396	14:43:29.691
9	1:21.333		14:44:51.024
10	1:22.782	+1.449	14:46:13.806

Lap	Lap Tm	Diff	Time of Day
(80) Acea Webb			
1	1:32.392	+10.089	14:33:54.822
2	1:26.632	+4.329	14:35:21.454
3	1:25.700	+3.397	14:36:47.154
4	1:24.359	+2.056	14:38:11.513
5	1:24.384	+2.081	14:39:35.897
6	1:23.342	+1.039	14:40:59.239
7	1:23.353	+1.050	14:42:22.592
8	1:22.785	+0.482	14:43:45.377
9	1:22.470	+0.167	14:45:07.847
10	1:22.303		14:46:30.150

Lap	Lap Tm	Diff	Time of Day
(88) Andrew Driver			
1	1:31.701	+5.379	14:33:54.182

Chief Timekeeper:

Clerk of Course:

Weather & Track: Bright / Dry

Results: www.sportstimingservices.com

Printed: 03/05/2010 14:49:41





Thundersport GB - Rounds 5 and 6

Buff Supermono & Nitro Moto 450

Snetterton 1.952 Miles

Race 9

03/05/2010 14:32

Race started at 14:32:18

Lap	Lap Tm	Diff	Time of Day
2	1:27.148	+0.826	14:35:21.330
3	1:28.176	+1.854	14:36:49.506
4	1:27.966	+1.644	14:38:17.472
5	1:30.168	+3.846	14:39:47.640
6	1:27.477	+1.155	14:41:15.117
7	1:26.585	+0.263	14:42:41.702
8	1:26.322		14:44:08.024
9	1:27.086	+0.764	14:45:35.110

(41) Martin Jarvis

1	1:33.446	+6.023	14:33:55.883
2	1:28.322	+0.899	14:35:24.205
3	1:30.612	+3.189	14:36:54.817
4	1:33.345	+5.922	14:38:28.162
5	1:36.532	+9.109	14:40:04.694
6	1:34.813	+7.390	14:41:39.507
7	1:36.770	+9.347	14:43:16.277
8	1:27.423		14:44:43.700
9	1:32.522	+5.099	14:46:16.222

(50) Robbie Robson

1	1:35.530	+4.699	14:33:58.461
2	1:32.864	+2.033	14:35:31.325
3	1:33.464	+2.633	14:37:04.789
4	1:33.262	+2.431	14:38:38.051
5	1:32.397	+1.566	14:40:10.448
6	1:32.353	+1.522	14:41:42.801
7	1:32.331	+1.500	14:43:15.132
8	1:32.067	+1.236	14:44:47.199
9	1:30.831		14:46:18.030

(17) Aria Lane

1	1:26.276		14:33:48.227
2	1:27.485	+1.209	14:35:15.712
3	1:28.122	+1.846	14:36:43.834
4	1:28.677	+2.401	14:38:12.511

Lap	Lap Tm	Diff	Time of Day
-----	--------	------	-------------

Lap	Lap Tm	Diff	Time of Day
-----	--------	------	-------------

Chief Timekeeper:

Clerk of Course:

Weather & Track: Bright / Dry

Results: www.sportstimingservices.com

Printed: 03/05/2010 14:49:41





Thundersport GB - Rounds 5 and 6

Sorted on Laps

Buff Supermono & Nitro Moto 450

Snetterton 1.952 Miles

Race 19

03/05/2010 17:39

Race started at 17:39:15

Pos	No.	Name	Class	Make	Model	Laps	Total Tm	Diff	Best Tm	Best Spd	In Lap
1	25	Ben Gautrey	Moto 450	Aprilia	450M	4	5:20.662		1:18.395	89.638	4
2	57	Jonathan Good	Supermono	Yamaha	686	4	5:24.752	4.090	1:18.932	89.029	2
3	30	Liam Shellcock	Moto 450	Aprilia	450M	4	5:26.128	5.466	1:19.016	88.934	3
4	37	Jeff Claridge	Supermono	Honda	450	4	5:26.777	6.115	1:19.357	88.552	3
5	100	Connor Tagg	Moto 450	Aprilia	450M	4	5:27.041	6.379	1:19.259	88.661	3
6	94	Phil Page	Moto 450	Aprilia	450M	4	5:30.790	10.128	1:20.166	87.658	3
7	69	Andy Turner	Supermono	Yamaha	426	4	5:35.906	15.244	1:21.548	86.173	4
8	23	Danny Murphy	Moto 450	Aprilia	450	4	5:36.080	15.418	1:18.241	89.815	2
9	80	Acea Webb	Moto 450	Aprilia	450M	4	5:51.027	30.365	1:23.459	84.199	4
10	41	Martin Jarvis	Supermono	KTM	650	4	5:54.048	33.386	1:25.756	81.944	4
11	88	Andrew Driver	Supermono	MZ	690	4	5:54.799	34.137	1:25.858	81.847	3
12	50	Robbie Robson	Moto 450	KTM	450M	4	6:18.762	58.100	1:31.077	77.157	2

Not classified ()

5	Mark Lawes	Supermono	BMW	720	4	5:12.771	DNF		1:15.875	92.615	4
14	Will Hodgson	Moto 450	Aprilia	450M	4	5:17.030	DNF		1:17.174	91.057	3
29	Phil Canessa	Moto 450	Aprilia	450M	4	5:20.671	DNF		1:18.346	89.694	4
4	Ivan Porter	Supermono	Rotax	660	4	5:21.019	DNF		1:17.747	90.385	3
19	Perry Goldstein	Supermono	KTM	610	4	5:24.994	DNF		1:18.609	89.394	4

Margin of Victory	Avg. Speed	Best Lap Tm	Best Spd	Best Lap by
4.090	87.659	1:15.875	92.615	5 - Mark Lawes

Chief Timekeeper:

Clerk of Course:

Weather & Track: Bright / Dry

Results: www.sportstiming.com





Thundersport GB - Rounds 5 and 6

Lapchart

Buff Supermono & Nitro Moto 450

Snetterton 1.952 Miles

Race 19 - 1st Part Red Flag

03/05/2010 17:39

Race started at 17:39:15

Competitors	Laps					
	0	1	2	3	4	
Phil Canessa (29)	1	29	14	5	5	5
Ben Gautrey (25)	2	25	5	14	14	14
Mark Lawes (5)	3	5	29	25	25	25
Will Hodgson (14)	4	14	25	29	29	29
Jonathan Good (57)	5	57	23	23	4	4
Danny Murphy (23)	6	23	4	4	57	57
Connor Tagg (100)	7	100	57	57	19	19
Ivan Porter (4)	8	4	37	37	37	30
Liam Shellcock (30)	9	30	30	19	30	37
Jeff Claridge (37)	10	37	100	30	100	100
Phil Page (94)	11	94	19	100	23	94
Acea Webb (80)	12	80	94	94	94	69
Andrew Driver (88)	13	88	69	69	69	23
Perry Goldstein (19)	14	19	88	80	88	80
Martin Jarvis (41)	15	41	41	88	80	41
Robbie Robson (50)	16	50	80	41	41	88
Andy Turner (69)	17	69	50	50	50	50

Chief Timekeeper:

Clerk of Course:

Weather & Track: Bright / Dry

Results: www.sportstimingservices.com

Printed: 03/05/2010 17:56:43





Thundersport GB - Rounds 5 and 6

Buff Supermono & Nitro Moto 450

Snetterton 1.952 Miles

Race 19 - 1st Part Red Flag

03/05/2010 17:39

Race started at 17:39:15

Lap	Lap Tm	Diff	Time of Day
(25) Ben Gautrey			
1	1:25.396	+7.001	17:40:40.830
2	1:18.398	+0.003	17:41:59.228
3	1:18.401	+0.006	17:43:17.629
4	1:18.395		17:44:36.024
(57) Jonathan Good			
1	1:23.990	+5.058	17:40:42.523
2	1:18.932		17:42:01.455
3	1:18.970	+0.038	17:43:20.425
4	1:19.689	+0.757	17:44:40.114
(30) Liam Shellcock			
1	1:23.973	+4.957	17:40:43.436
2	1:19.848	+0.832	17:42:03.284
3	1:19.016		17:43:22.300
4	1:19.190	+0.174	17:44:41.490
(37) Jeff Claridge			
1	1:23.535	+4.178	17:40:42.998
2	1:19.492	+0.135	17:42:02.490
3	1:19.357		17:43:21.847
4	1:20.292	+0.935	17:44:42.139
(100) Connor Tagg			
1	1:24.906	+5.647	17:40:43.616
2	1:19.945	+0.686	17:42:03.561
3	1:19.259		17:43:22.820
4	1:19.583	+0.324	17:44:42.403
(94) Phil Page			
1	1:25.083	+4.917	17:40:44.568
2	1:20.578	+0.412	17:42:05.146
3	1:20.166		17:43:25.312
4	1:20.840	+0.674	17:44:46.152
(69) Andy Turner			
1	1:25.202	+3.654	17:40:46.247
2	1:21.886	+0.338	17:42:08.133
3	1:21.587	+0.039	17:43:29.720
4	1:21.548		17:44:51.268
(23) Danny Murphy			
1	1:22.629	+4.388	17:40:41.215
2	1:18.241		17:41:59.456
3	1:23.930	+5.689	17:43:23.386
4	1:28.056	+9.815	17:44:51.442
(80) Acea Webb			
1	1:30.502	+7.043	17:40:50.662
2	1:26.363	+2.904	17:42:17.025
3	1:25.905	+2.446	17:43:42.930
4	1:23.459		17:45:06.389
(41) Martin Jarvis			
1	1:30.139	+4.383	17:40:50.502
2	1:26.613	+0.857	17:42:17.115
3	1:26.539	+0.783	17:43:43.654
4	1:25.756		17:45:09.410

Lap	Lap Tm	Diff	Time of Day
(88) Andrew Driver			
1	1:29.709	+3.851	17:40:49.911
2	1:27.124	+1.266	17:42:17.035
3	1:25.858		17:43:42.893
4	1:27.268	+1.410	17:45:10.161
(50) Robbie Robson			
1	1:33.970	+2.893	17:40:54.822
2	1:31.077		17:42:25.899
3	1:32.069	+0.992	17:43:57.968
4	1:36.156	+5.079	17:45:34.124
(5) Mark Lawes			
1	1:24.347	+8.472	17:40:39.824
2	1:16.511	+0.636	17:41:56.335
3	1:15.923	+0.048	17:43:12.258
4	1:15.875		17:44:28.133
(14) Will Hodgson			
1	1:24.303	+7.129	17:40:39.793
2	1:17.761	+0.587	17:41:57.554
3	1:17.174		17:43:14.728
4	1:17.664	+0.490	17:44:32.392
(29) Phil Canessa			
1	1:25.057	+6.711	17:40:40.419
2	1:18.847	+0.501	17:41:59.266
3	1:18.421	+0.075	17:43:17.687
4	1:18.346		17:44:36.033
(4) Ivan Porter			
1	1:23.028	+5.281	17:40:42.462
2	1:17.988	+0.241	17:42:00.450
3	1:17.747		17:43:18.197
4	1:18.184	+0.437	17:44:36.381
(19) Perry Goldstein			
1	1:23.588	+4.979	17:40:43.843
2	1:18.984	+0.375	17:42:02.827
3	1:18.920	+0.311	17:43:21.747
4	1:18.609		17:44:40.356

Lap	Lap Tm	Diff	Time of Day
-----	--------	------	-------------

Chief Timekeeper:

Clerk of Course:

Weather & Track: Bright / Dry

Results: www.sportstimingservices.com





Thundersport GB - Rounds 5 and 6

Sorted on Best Lap time

Eastern Airways UK F1 Sidecars

Snetterton 1.952 Miles

1st Qualifying

01/05/2010 16:41

Practice started at 16:41:04

Pos	No.	Name	Class	Make	Model	Best Tm	In Lap	Diff	2nd Best	2nd Lap
1	77	Reeves / Cluze	F1 Sidecar	Honda	LCR	1:10.513	7		1:11.018	11
2	16	Peach / Richardson	F1 Sidecar	Suzuki	LCR	1:10.760	13	0.247	1:10.832	7
3	49	Lovelock / Howard	F1 Sidecar	Suzuki	LCR	1:10.909	12	0.396	1:11.256	6
4	1	Birchall / Birchall	F1 Sidecar	Yamaha	LCR	1:10.925	12	0.412	1:11.338	8
5	75	Peddar / Steadman	F1 Sidecar	Suzuki	LCR	1:11.405	14	0.892	1:11.526	15
6	74	Bygrave / Charlwood	F1 Sidecar	Suzuki	LCR	1:11.505	7	0.992	1:11.717	8
7	15	Schofield / Thomas	F1 Sidecar	Suzuki	LCR	1:11.614	13	1.101	1:11.788	12
8	4	Pottinger / Pottinger	F1 Sidecar	Yamaha	LCR	1:11.806	13	1.293	1:12.535	12
9	3	James / Morgan	F1 Sidecar	Suzuki	LCR	1:12.433	13	1.920	1:12.642	12
10	60	Holland / Watson	F1 Sidecar	Suzuki	LCR	1:12.979	11	2.466	1:13.001	12
11	73	Chaplow / Evanson	F1 Sidecar	Suzuki	LCR	1:13.327	11	2.814	1:13.555	9
12	8	Bell / Hawes	F1 Sidecar	Suzuki	LCR	1:13.949	9	3.436	1:14.034	11
13	44	Body / Barrett	F1 Sidecar	Suzuki	LCR	1:13.971	13	3.458	1:14.148	11
14	11	Gilbert / Allum	F1 Sidecar	Yamaha	LCR	1:14.386	7	3.873	1:14.386	8
15	69	Lambert / Schofield	F1 Sidecar	Suzuki	LCR	1:15.390	3	4.877	1:17.383	2
16	19	Guy / MacBride	F1 Sidecar	Suzuki	LCR	1:15.550	10	5.037	1:15.916	8
17	90	Clarke / Graham	F1 Sidecar	Suzuki	LCR	1:15.562	11	5.049	1:15.666	10
18	26	Shand / Kain	F1 Sidecar	Suzuki	LCR	1:15.693	7	5.180	1:15.900	8
19	5	Edwards / Winn	F1 Sidecar	Suzuki	LCR	1:16.011	3	5.498	1:16.055	2
20	170	Drowne / Swift	F1 Sidecar	Suzuki	LCR	1:16.334	10	5.821	1:16.662	12
21	48	Knapton / Belsey	F1 Sidecar	Suzuki	Baker	1:16.905	3	6.392	1:18.461	2
22	10	Robinson / Farmer	F1 Sidecar	Yamaha	LCR	1:20.416	3	9.903	1:21.284	8
23	117	Richardson / Two	F1 Sidecar	Yamaha	LCR	1:20.453	10	9.940	1:20.909	11
24	2	Parkinson / Tritton	F1 Sidecar	Suzuki	LCR	1:22.395	3	11.882	1:23.102	5
25	62	Sloane / Sloane	F1 Sidecar	Suzuki	LCR	1:22.909	12	12.396	1:23.238	9
26	88	Nicol / Pryde	F1 Sidecar	Suzuki	LCR	1:29.698	2	19.185	1:40.090	1
27	91	Larder / English	F1 Sidecar	Yamaha	Windle	1:48.767	1	38.254	13:14.179	2

Announcements

**** No.74 and 75 - PLEASE CHECK TRANSPONDER - LOW BATTERY ****

Chief Timekeeper:

Clerk of Course:

Weather & Track: Bright / Dry

Results: www.sportstimingsservices.com

Printed: 01/05/2010 17:09:40





Commercial Tyres



TIRANCE BUT.EL FOIDINS



Thundersport GB - Rounds 5 and 6

Sorted on Best Lap time

Eastern Airways UK F1 Sidecars

Snetterton 1.952 Miles

2nd Qualifying

02/05/2010 10:40

Practice started at 10:40:22

Pos	No.	Name	Class	Make	Model	Best Tm	In Lap	Diff	2nd Best	2nd Lap
1	1	Birchall / Birchall	F1 Sidecar	Yamaha	LCR	1:23.137	10		1:23.707	8
2	77	Reeves / Cluze	F1 Sidecar	Honda	LCR	1:24.538	7	1.401	1:24.684	6
3	5	Edwards / Winn	F1 Sidecar	Suzuki	LCR	1:25.113	7	1.976	1:25.170	8
4	16	Peach / Richardson	F1 Sidecar	Suzuki	LCR	1:26.047	7	2.910	1:26.211	8
5	3	James / Morgan	F1 Sidecar	Suzuki	LCR	1:26.544	9	3.407	1:28.432	8
6	90	Clarke / Graham	F1 Sidecar	Suzuki	LCR	1:26.794	11	3.657	1:27.091	9
7	8	Bell / Hawes	F1 Sidecar	Suzuki	LCR	1:26.861	9	3.724	1:27.174	8
8	11	Gilbert / Allum	F1 Sidecar	Yamaha	LCR	1:28.084	8	4.947	1:28.483	9
9	49	Lovelock / Howard	F1 Sidecar	Suzuki	LCR	1:28.150	5	5.013	1:28.561	6
10	26	Shand / Edwards	F1 Sidecar	Suzuki	LCR	1:28.409	5	5.272	1:31.412	3
11	15	Schofield / Thomas	F1 Sidecar	Suzuki	LCR	1:28.555	7	5.418	1:28.707	6
12	48	Knapton / Belsey	F1 Sidecar	Suzuki	Baker	1:28.654	3	5.517	1:30.211	5
13	73	Chaplow / Evanson	F1 Sidecar	Suzuki	LCR	1:29.543	5	6.406	1:31.539	4
14	88	Nicol / Pryde	F1 Sidecar	Suzuki	LCR	1:32.328	5	9.191	1:32.639	4
15	69	Lambert / Schofield	F1 Sidecar	Suzuki	LCR	1:33.044	9	9.907	1:33.996	7
16	74	Bygrave / Charlwood	F1 Sidecar	Suzuki	LCR	1:33.807	2	10.670	1:34.197	3
17	44	Body / Barrett	F1 Sidecar	Suzuki	LCR	1:33.971	6	10.834	1:34.836	7
18	170	Drowne / Swift	F1 Sidecar	Suzuki	LCR	1:35.733	5	12.596	1:36.237	4
19	2	Parkinson / Tritton	F1 Sidecar	Suzuki	LCR	1:35.749	11	12.612	1:36.484	7
20	19	Guy / MacBride	F1 Sidecar	Suzuki	LCR	1:37.192	4	14.055	1:37.696	3
21	4	Pottinger / Pottinger	F1 Sidecar	Yamaha	LCR	1:37.224	5	14.087	1:37.908	4
22	62	Sloane / Sloane	F1 Sidecar	Suzuki	LCR	1:37.242	10	14.105	1:39.208	8
23	75	Peddar / Steadman	F1 Sidecar	Suzuki	LCR	1:38.212	4	15.075	1:41.770	3
24	10	Robinson / Farmer	F1 Sidecar	Yamaha	LCR	1:42.818	2	19.681	1:50.591	1
25	117	Richardson / Two	F1 Sidecar	Yamaha	LCR	1:49.359	4	26.222	1:49.478	3
26	91	Larder / English	F1 Sidecar	Yamaha	Windle	1:56.007	2	32.870	2:09.691	1

Chief Timekeeper:

Clerk of Course:

Weather & Track: Rain / Wet

Results: www.sportstimingsservices.com

Printed: 02/05/2010 10:59:58





Commercial Tyres



TORRANCE BUTLER HOLDINGS



CONTRACTORS LTD

Thundersport GB - Rounds 5 and 6

Eastern Airways UK F1 Sidecars

Snetterton 1.952 Miles

Qualifying Overall

Pos	No.	Name	Class	Make	Model	Overall BestTm	R1. Best Tm	R2. Best Tm	Diff
1	77	Reeves / Cluze	F1 Sidecar	Honda	LCR	1:10.513	1:10.513	1:24.538	
2	16	Peach / Richardson	F1 Sidecar	Suzuki	LCR	1:10.760	1:10.760	1:26.047	0.247
3	49	Lovelock / Howard	F1 Sidecar	Suzuki	LCR	1:10.909	1:10.909	1:28.150	0.396
4	1	Birchall / Birchall	F1 Sidecar	Yamaha	LCR	1:10.925	1:10.925	1:23.137	0.412
5	75	Peddar / Steadman	F1 Sidecar	Suzuki	LCR	1:11.405	1:11.405	1:38.212	0.892
6	74	Bygrave / Charlwood	F1 Sidecar	Suzuki	LCR	1:11.505	1:11.505	1:33.807	0.992
7	15	Schofield / Thomas	F1 Sidecar	Suzuki	LCR	1:11.614	1:11.614	1:28.555	1.101
8	4	Pottinger / Pottinger	F1 Sidecar	Yamaha	LCR	1:11.806	1:11.806	1:37.224	1.293
9	3	James / Morgan	F1 Sidecar	Suzuki	LCR	1:12.433	1:12.433	1:26.544	1.920
10	60	Holland / Watson	F1 Sidecar	Suzuki	LCR	1:12.979	1:12.979		2.466
11	73	Chaplow / Evanson	F1 Sidecar	Suzuki	LCR	1:13.327	1:13.327	1:29.543	2.814
12	8	Bell / Hawes	F1 Sidecar	Suzuki	LCR	1:13.949	1:13.949	1:26.861	3.436
13	44	Body / Barrett	F1 Sidecar	Suzuki	LCR	1:13.971	1:13.971	1:33.971	3.458
14	11	Gilbert / Allum	F1 Sidecar	Yamaha	LCR	1:14.386	1:14.386	1:28.084	3.873
15	69	Lambert / Schofield	F1 Sidecar	Suzuki	LCR	1:15.390	1:15.390	1:33.044	4.877
16	19	Guy / MacBride	F1 Sidecar	Suzuki	LCR	1:15.550	1:15.550	1:37.192	5.037
17	90	Clarke / Graham	F1 Sidecar	Suzuki	LCR	1:15.562	1:15.562	1:26.794	5.049
18	26	Shand / Kain	F1 Sidecar	Suzuki	LCR	1:15.693	1:15.693	1:28.409	5.180
19	5	Edwards / Winn	F1 Sidecar	Suzuki	LCR	1:16.011	1:16.011	1:25.113	5.498
20	170	Drowne / Swift	F1 Sidecar	Suzuki	LCR	1:16.334	1:16.334	1:35.733	5.821
21	48	Knapton / Belsey	F1 Sidecar	Suzuki	Baker	1:16.905	1:16.905	1:28.654	6.392
22	10	Robinson / Farmer	F1 Sidecar	Yamaha	LCR	1:20.416	1:20.416	1:42.818	9.903
23	117	Richardson / Two	F1 Sidecar	Yamaha	LCR	1:20.453	1:20.453	1:49.359	9.940
24	2	Parkinson / Tritton	F1 Sidecar	Suzuki	LCR	1:22.395	1:22.395	1:35.749	11.882
25	62	Sloane / Sloane	F1 Sidecar	Suzuki	LCR	1:22.909	1:22.909	1:37.242	12.396
26	88	Nicol / Pryde	F1 Sidecar	Suzuki	LCR	1:29.698	1:29.698	1:32.328	19.185
27	91	Larder / English	F1 Sidecar	Yamaha	Windle	1:48.767	1:48.767	1:56.007	38.254

Chief Timekeeper:

Clerk of Course:

Weather & Track:

Results: www.sportstimingsservices.com

Printed: 02/05/2010 11:00:48





Commercial Tyres



TURANCE BUT.EL. FOIDANCS



CONTRACTORS LTD


Thundersport GB - Rounds 5 and 6

Snetterton 1.952 Miles

Eastern Airways UK F1 Sidecars

02/05/2010

Sunday Race 4 (Superpole) PAGE 1 of 2




POLE POSITION

1	1 77	2 16
2	3 49	4 1
3	5 75	6 74
4	7 15	8 4
5	9 3	10 60
6	11 73	12 8
7	13 44	14 11
8	15 69	16 19
9	17 90	18 26
10	19 5	20 170
11	21 48	22 10
12	23 117	24 2

Chief Timekeeper:
 Clerk of Course:
 Weather & Track:
 Results: www.sportstimeservices.com
 Printed: 02/05/2010 11:03:30





13

25

62

26

88

14

27

91

Chief Timekeeper:
 Clerk of Course:
 Weather & Track:
 Results: www.sportstimingservices.com
 Printed: 02/05/2010 11:03:30





Thundersport GB - Rounds 5 and 6

Sorted on Laps

Eastern Airways UK F1 Sidecars

Snetterton 1.952 Miles

Race 4 (Superpole)

02/05/2010 13:05

Race started at 13:05:16

Pos	No.	Name	Class	Make	Model	Laps	Total Tm	Diff	Best Tm	Best Spd	In Lap
1	1	Birchall / Birchall	F1 Sidecar	Yamaha	LCR	14	16:40.563		1:10.047	100.321	11
2	77	Reeves / Cluze	F1 Sidecar	Honda	LCR	14	16:47.017	6.454	1:10.530	99.634	6
3	16	Peach / Richardson	F1 Sidecar	Suzuki	LCR	14	16:51.490	10.927	1:10.674	99.431	12
4	15	Schofield / Thomas	F1 Sidecar	Suzuki	LCR	14	17:09.623	29.060	1:11.489	98.298	13
5	49	Lovelock / Howard	F1 Sidecar	Suzuki	LCR	14	17:14.641	34.078	1:11.519	98.256	13
6	5	Edwards / Winn	F1 Sidecar	Suzuki	LCR	14	17:17.901	37.338	1:12.420	97.034	10
7	75	Peddar / Steadman	F1 Sidecar	Suzuki	LCR	14	17:18.992	38.429	1:11.403	98.416	13
8	74	Bygrave / Charlwood	F1 Sidecar	Suzuki	LCR	14	17:26.618	46.055	1:12.591	96.805	9
9	8	Bell / Hawes	F1 Sidecar	Suzuki	LCR	14	17:30.603	50.040	1:12.709	96.648	11
10	90	Clarke / Graham	F1 Sidecar	Suzuki	LCR	14	17:51.590	1:11.027	1:12.222	97.300	12
11	44	Body / Barrett	F1 Sidecar	Suzuki	LCR	14	17:52.527	1:11.964	1:14.543	94.270	14
12	48	Knapton / Belsey	F1 Sidecar	Suzuki	Baker	14	17:53.248	1:12.685	1:14.505	94.319	12
13	2	Parkinson / Tritton	F1 Sidecar	Suzuki	LCR	13	17:08.648	1 Lap	1:16.231	92.183	12
14	10	Robinson / Farmer	F1 Sidecar	Yamaha	LCR	13	17:26.590	1 Lap	1:17.450	90.732	13
15	117	Richardson / Two	F1 Sidecar	Yamaha	LCR	13	17:36.724	1 Lap	1:18.081	89.999	13

Not classified (0)

4	Pottinger / Pottinger	F1 Sidecar	Yamaha	LCR	12	14:58.712	DNF	1:12.372	97.098	11
88	Nicol / Pryde	F1 Sidecar	Suzuki	LCR	10	13:39.921	DNF	1:18.748	89.237	6
62	Sloane / Sloane	F1 Sidecar	Suzuki	LCR	10	13:52.554	DNF	1:20.591	87.196	2
69	Lambert / Schofield	F1 Sidecar	Suzuki	LCR	8	10:10.351	DNF	1:12.896	96.400	8
60	Holland / Watson	F1 Sidecar	Suzuki	LCR	7	8:49.035	DNF	1:11.837	97.821	6
19	Guy / MacBride	F1 Sidecar	Suzuki	LCR	6	7:40.281	DNF	1:13.183	96.022	6
170	Drowne / Swift	F1 Sidecar	Suzuki	LCR	5	7:02.663	DNF	1:20.880	86.884	2
73	Chaplow / Evanson	F1 Sidecar	Suzuki	LCR	4	5:11.436	DNF	1:14.420	94.426	3
11	Gilbert / Allum	F1 Sidecar	Yamaha	LCR	2	2:42.970	DNF	1:15.193	93.456	2
26	Shand / Kain	F1 Sidecar	Suzuki	LCR	2	2:54.970	DNF	1:21.430	86.297	2
3	James / Morgan	F1 Sidecar	Suzuki	LCR	1	1:29.958	DNF	1:23.925	83.732	1

Announcements

10 second penalty - No 75 (yellow flag infringement)

Margin of Victory	Avg. Speed	Best Lap Tm	Best Spd	Best Lap by
6.454	98.325	1:10.047	100.321	1 - Birchall / Birchall

Chief Timekeeper:

Clerk of Course:

Weather & Track: Cloudy / Damp

Results: www.sportstimingservices.com





Thundersport GB - Rounds 5 and 6

Lapchart

Eastern Airways UK F1 Sidecars

Snetterton 1.952 Miles

Race 4 (Superpole)

02/05/2010 13:05

Race started at 13:05:16

Competitors	Laps														
	0	1	2	3	4	5	6	7	8	9	10	11	12	13	14
Reeves / Cluze (77)	1	77	77	77	1	1	1	1	1	1	1	1	1	1	1
Peach / Richardson (16)	2	16	1	1	77	77	77	77	77	77	77	77	77	77	77
Lovelock / Howard (49)	3	49	16	16	16	16	16	16	16	16	16	16	16	16	16
Birchall / Birchall (1)	4	1	49	49	15	15	15	15	15	75	75	75	75	15	75
Peddar / Steadman (75)	5	75	15	15	60	60	60	75	75	15	15	15	15	75	75
Bygrave / Charlwood (74)	6	74	60	60	75	75	75	60	5	5	5	5	5	49	49
Schofield / Thomas (15)	7	15	75	75	5	5	5	5	60	49	49	49	49	5	5
Holland / Watson (60)	8	60	74	5	73	73	49	49	49	8	8	8	8	74	74
Pottinger / Pottinger (4)	9	4	5	73	49	49	8	8	8	74	74	74	74	4	8
James / Morgan (3)	10	3	73	11	8	8	19	19	74	4	4	4	4	8	44
Gilbert / Allum (11)	11	11	11	8	19	19	74	74	4	69	44	44	44	44	90
Chaplow / Evanson (73)	12	73	4	4	4	74	4	90	69	44	48	48	48	48	48
Bell / Hawes (8)	13	8	19	19	74	4	90	4	44	48	90	90	90	90	2
Body / Barrett (44)	14	44	8	74	69	69	69	69	48	90	2	2	2	2	10
Guy / MacBride (19)	15	19	3	69	90	90	44	44	90	2	10	10	10	10	117
Lambert / Schofield (69)	16	69	69	48	48	44	48	48	2	10	88	88	117	117	
Clarke / Graham (90)	17	90	48	90	44	48	2	2	10	88	117	117			
Drowne / Swift (170)	18	170	44	44	2	2	10	10	88	117	62	62			
Shand / Kain (26)	19	26	170	170	170	10	88	88	117	62					
Edwards / Winn (5)	20	5	90	2	10	88	117	117	62						
Knapton / Belsey (48)	21	48	26	26	88	170	170	62							
Richardson / Two (117)	22	117	2	10	117	117	62								
Parkinson / Tritton (2)	23	2	117	117	62	62									
Sloane / Sloane (62)	24	62	10	62											
Robinson / Farmer (10)	25	10	62	88											
Nicol / Pryde (88)	26	88	88												

Chief Timekeeper:

Clerk of Course:

Weather & Track: Cloudy / Damp

Results: www.sportstimingsservices.com

Printed: 02/05/2010 13:26:57





Thundersport GB - Rounds 5 and 6

Eastern Airways UK F1 Sidecars

Snetterton 1.952 Miles

Race 4 (Superpole)

02/05/2010 13:05

Race started at 13:05:16

Lap	Lap Tm	Diff	Time of Day
-----	--------	------	-------------

(1) Birchall / Birchall

1	1:16.932	+6.885	13:06:37.801
2	1:11.685	+1.638	13:07:49.486
3	1:10.648	+0.601	13:09:00.134
4	1:10.523	+0.476	13:10:10.657
5	1:10.143	+0.096	13:11:20.800
6	1:10.235	+0.188	13:12:31.035
7	1:11.334	+1.287	13:13:42.369
8	1:11.643	+1.596	13:14:54.012
9	1:10.739	+0.692	13:16:04.751
10	1:11.003	+0.956	13:17:15.754
11	1:10.047		13:18:25.801
12	1:10.060	+0.013	13:19:35.861
13	1:10.417	+0.370	13:20:46.278
14	1:10.601	+0.554	13:21:56.879

(77) Reeves / Cluze

1	1:20.631	+10.101	13:06:36.947
2	1:12.044	+1.514	13:07:48.991
3	1:11.859	+1.329	13:09:00.850
4	1:11.040	+0.510	13:10:11.890
5	1:10.726	+0.196	13:11:22.616
6	1:10.530		13:12:33.146
7	1:11.556	+1.026	13:13:44.702
8	1:11.437	+0.907	13:14:56.139
9	1:11.636	+1.106	13:16:07.775
10	1:11.118	+0.588	13:17:18.893
11	1:10.865	+0.335	13:18:29.758
12	1:10.844	+0.314	13:19:40.602
13	1:11.516	+0.986	13:20:52.118
14	1:11.215	+0.685	13:22:03.333

(16) Peach / Richardson

1	1:22.205	+11.531	13:06:38.537
2	1:11.859	+1.185	13:07:50.396
3	1:11.378	+0.704	13:09:01.774
4	1:11.043	+0.369	13:10:12.817
5	1:10.919	+0.245	13:11:23.736
6	1:11.173	+0.499	13:12:34.909
7	1:10.944	+0.270	13:13:45.853
8	1:11.610	+0.936	13:14:57.463
9	1:13.385	+2.711	13:16:10.848
10	1:13.559	+2.885	13:17:24.407
11	1:11.125	+0.451	13:18:35.532
12	1:10.674		13:19:46.206
13	1:10.822	+0.148	13:20:57.028
14	1:10.778	+0.104	13:22:07.806

(15) Schofield / Thomas

1	1:18.874	+7.385	13:06:40.739
2	1:13.688	+2.199	13:07:54.427
3	1:12.800	+1.311	13:09:07.227
4	1:12.709	+1.220	13:10:19.936
5	1:12.432	+0.943	13:11:32.368
6	1:11.844	+0.355	13:12:44.212
7	1:12.724	+1.235	13:13:56.936
8	1:12.917	+1.428	13:15:09.853
9	1:12.844	+1.355	13:16:22.697
10	1:13.197	+1.708	13:17:35.894
11	1:13.385	+1.896	13:18:49.279

Lap	Lap Tm	Diff	Time of Day
-----	--------	------	-------------

(49) Lovelock / Howard

1	1:19.859	+8.340	13:06:40.517
2	1:13.506	+1.987	13:07:54.023
3	1:19.730	+8.211	13:09:13.753
4	1:14.444	+2.925	13:10:28.197
5	1:12.678	+1.159	13:11:40.875
6	1:13.048	+1.529	13:12:53.923
7	1:12.023	+0.504	13:14:05.946
8	1:12.060	+0.541	13:15:18.006
9	1:12.801	+1.282	13:16:30.807
10	1:13.390	+1.871	13:17:44.197
11	1:12.042	+0.523	13:18:56.239
12	1:11.524	+0.005	13:20:07.763
13	1:11.519		13:21:19.282
14	1:11.675	+0.156	13:22:30.957

(5) Edwards / Winn

1	1:18.840	+6.420	13:06:43.045
2	1:12.663	+0.243	13:07:55.708
3	1:13.827	+1.407	13:09:09.535
4	1:12.710	+0.290	13:10:22.245
5	1:13.025	+0.605	13:11:35.270
6	1:12.638	+0.218	13:12:47.908
7	1:13.031	+0.611	13:14:00.939
8	1:13.465	+1.045	13:15:14.404
9	1:13.148	+0.728	13:16:27.552
10	1:12.420		13:17:39.972
11	1:14.846	+2.426	13:18:54.818
12	1:12.685	+0.265	13:20:07.503
13	1:13.140	+0.720	13:21:20.643
14	1:13.574	+1.154	13:22:34.217

(75) Peddar / Steadman

1	1:20.559	+9.156	13:06:41.918
2	1:13.228	+1.825	13:07:55.146
3	1:13.579	+2.176	13:09:08.725
4	1:12.571	+1.168	13:10:21.296
5	1:12.315	+0.912	13:11:33.611
6	1:11.480	+0.077	13:12:45.091
7	1:12.123	+0.720	13:13:57.214
8	1:11.463	+0.060	13:15:08.677
9	1:12.508	+1.105	13:16:21.185
10	1:13.077	+1.674	13:17:34.262
11	1:14.850	+3.447	13:18:49.112
12	1:12.312	+0.909	13:20:01.424
13	1:11.403		13:21:12.827
14	1:12.481	+1.078	13:22:25.308

(74) Bygrave / Charlwood

1	1:21.548	+8.957	13:06:43.037
2	1:19.304	+6.713	13:08:02.341
3	1:14.949	+2.358	13:09:17.290
4	1:13.799	+1.208	13:10:31.089
5	1:12.940	+0.349	13:11:44.029
6	1:13.037	+0.446	13:12:57.066
7	1:13.372	+0.781	13:14:10.438
8	1:12.762	+0.171	13:15:23.200

Lap	Lap Tm	Diff	Time of Day
-----	--------	------	-------------

(8) Bell / Hawes

1	1:22.369	+9.660	13:06:45.382
2	1:15.833	+3.124	13:08:01.215
3	1:14.144	+1.435	13:09:15.359
4	1:13.193	+0.484	13:10:28.552
5	1:13.255	+0.546	13:11:41.807
6	1:12.861	+0.152	13:12:54.668
7	1:13.523	+0.814	13:14:08.191
8	1:14.469	+1.760	13:15:22.660
9	1:12.907	+0.198	13:16:35.567
10	1:13.171	+0.462	13:17:48.738
11	1:12.709		13:19:01.447
12	1:13.826	+1.117	13:20:15.273
13	1:16.691	+3.982	13:21:31.964
14	1:14.955	+2.246	13:22:46.919

(44) Body / Barrett

1	1:25.380	+10.837	13:06:48.706
2	1:17.672	+3.129	13:08:06.378
3	1:16.218	+1.675	13:09:22.596
4	1:15.249	+0.706	13:10:37.845
5	1:15.048	+0.505	13:11:52.893
6	1:14.831	+0.288	13:13:07.724
7	1:15.281	+0.738	13:14:23.005
8	1:15.447	+0.904	13:15:38.452
9	1:15.115	+0.572	13:16:53.567
10	1:15.661	+1.118	13:18:09.228
11	1:14.655	+0.112	13:19:23.883
12	1:14.715	+0.172	13:20:38.598
13	1:15.702	+1.159	13:21:54.300
14	1:14.543		13:23:08.843

(48) Knapton / Belsey

1	1:22.886	+8.381	13:06:47.266
2	1:17.037	+2.532	13:08:04.303
3	1:17.075	+2.570	13:09:21.378
4	1:16.939	+2.434	13:10:38.317
5	1:15.061	+0.556	13:11:53.378
6	1:14.768	+0.263	13:13:08.146
7	1:15.360	+0.855	13:14:23.506
8	1:15.463	+0.958	13:15:38.969
9	1:15.146	+0.641	13:16:54.115
10	1:15.631	+1.126	13:18:09.746
11	1:14.741	+0.236	13:19:24.487
12	1:14.505		13:20:38.992
13	1:15.983	+1.478	13:21:54.975
14	1:14.589	+0.084	13:23:09.564

(90) Clarke / Graham

1	1:24.833	+12.611	13:06:48.820
2	1:15.589	+3.367	13:08:04.409
3	1:13.778	+1.556	13:09:18.187
4	1:14.282	+2.060	13:10:32.469
5	1:12.594	+0.372	13:11:45.063

Chief Timekeeper:

Clerk of Course:

Weather & Track: Cloudy / Damp

Results: www.sportstimingservices.com

Printed: 02/05/2010 13:28:28





Thundersport GB - Rounds 5 and 6

Eastern Airways UK F1 Sidecars

Snetterton 1.952 Miles

Race 4 (Superpole)

02/05/2010 13:05

Race started at 13:05:16

Lap	Lap Tm	Diff	Time of Day
6	1:12.377	+0.155	13:12:57.440
7	1:34.676	+22.454	13:14:32.116
8	1:13.995	+1.773	13:15:46.111
9	1:13.950	+1.728	13:17:00.061
10	1:14.363	+2.141	13:18:14.424
11	1:12.545	+0.323	13:19:26.969
12	1:12.222		13:20:39.191
13	1:15.697	+3.475	13:21:54.888
14	1:13.018	+0.796	13:23:07.906

(2) Parkinson / Tritton

1	1:25.373	+9.142	13:06:50.184
2	1:20.513	+4.282	13:08:10.697
3	1:18.452	+2.221	13:09:29.149
4	1:18.044	+1.813	13:10:47.193
5	1:19.086	+2.855	13:12:06.279
6	1:18.684	+2.453	13:13:24.963
7	1:18.268	+2.037	13:14:43.231
8	1:17.193	+0.962	13:16:00.424
9	1:18.079	+1.848	13:17:18.503
10	1:17.076	+0.845	13:18:35.579
11	1:16.273	+0.042	13:19:51.852
12	1:16.231		13:21:08.083
13	1:16.881	+0.650	13:22:24.964

(10) Robinson / Farmer

1	1:27.215	+9.765	13:06:52.157
2	1:19.912	+2.462	13:08:12.069
3	1:21.172	+3.722	13:09:33.241
4	1:20.381	+2.931	13:10:53.622
5	1:19.091	+1.641	13:12:12.713
6	1:19.250	+1.800	13:13:31.963
7	1:19.890	+2.440	13:14:51.853
8	1:18.926	+1.476	13:16:10.779
9	1:19.300	+1.850	13:17:30.079
10	1:19.002	+1.552	13:18:49.081
11	1:18.351	+0.901	13:20:07.432
12	1:18.024	+0.574	13:21:25.456
13	1:17.450		13:22:42.906

(117) Richardson / Two

1	1:26.755	+8.674	13:06:51.303
2	1:21.141	+3.060	13:08:12.444
3	1:22.023	+3.942	13:09:34.467
4	1:21.134	+3.053	13:10:55.601
5	1:20.347	+2.266	13:12:15.948
6	1:20.165	+2.084	13:13:36.113
7	1:20.103	+2.022	13:14:56.216
8	1:19.455	+1.374	13:16:15.671
9	1:20.278	+2.197	13:17:35.949
10	1:20.714	+2.633	13:18:56.663
11	1:19.045	+0.964	13:20:15.708
12	1:19.251	+1.170	13:21:34.959
13	1:18.081		13:22:53.040

(4) Pottinger / Pottinger

1	1:22.433	+10.061	13:06:44.690
2	1:16.669	+4.297	13:08:01.359
3	1:15.289	+2.917	13:09:16.648
4	1:14.834	+2.462	13:10:31.482
5	1:13.263	+0.891	13:11:44.745

Lap	Lap Tm	Diff	Time of Day
6	1:13.325	+0.953	13:12:58.070
7	1:13.371	+0.999	13:14:11.441
8	1:13.398	+1.026	13:15:24.839
9	1:12.759	+0.387	13:16:37.598
10	1:12.419	+0.047	13:17:50.017
11	1:12.372		13:19:02.389
12	1:12.639	+0.267	13:20:15.028

(88) Nicol / Pryde

1	1:28.134	+9.386	13:06:53.140
2	1:20.425	+1.677	13:08:13.565
3	1:20.265	+1.517	13:09:33.830
4	1:20.643	+1.895	13:10:54.473
5	1:19.206	+0.458	13:12:13.679
6	1:18.748		13:13:32.427
7	1:20.721	+1.973	13:14:53.148
8	1:20.336	+1.588	13:16:13.484
9	1:20.828	+2.080	13:17:34.312
10	1:21.925	+3.177	13:18:56.237

(62) Sloane / Sloane

1	1:28.125	+7.534	13:06:52.965
2	1:20.591	+1.677	13:08:13.556
3	1:22.364	+1.773	13:09:35.920
4	1:21.617	+1.026	13:10:57.537
5	1:22.388	+1.797	13:12:19.925
6	1:22.626	+2.035	13:13:42.551
7	1:21.312	+0.721	13:15:03.863
8	1:21.375	+0.784	13:16:25.238
9	1:21.524	+0.933	13:17:46.762
10	1:22.108	+1.517	13:19:08.870

(69) Lambert / Schofield

1	1:23.222	+10.326	13:06:46.715
2	1:15.885	+2.989	13:08:02.600
3	1:15.159	+2.263	13:09:17.759
4	1:14.666	+1.770	13:10:32.425
5	1:14.502	+1.606	13:11:46.927
6	1:13.393	+0.497	13:13:00.320
7	1:13.451	+0.555	13:14:13.771
8	1:12.896		13:15:26.667

(60) Holland / Watson

1	1:19.339	+7.502	13:06:41.427
2	1:13.490	+1.653	13:07:54.917
3	1:13.388	+1.551	13:09:08.305
4	1:12.708	+0.871	13:10:21.013
5	1:12.309	+0.472	13:11:33.322
6	1:11.837		13:12:45.159
7	1:20.192	+8.355	13:14:05.351

(19) Guy / MacBride

1	1:21.735	+8.552	13:06:45.143
2	1:16.836	+3.653	13:08:01.979
3	1:13.864	+0.681	13:09:15.843
4	1:13.979	+0.796	13:10:29.822
5	1:13.592	+0.409	13:11:43.414
6	1:13.183		13:12:56.597

(170) Drowne / Swift

1	1:24.698	+3.818	13:06:48.802
---	----------	--------	--------------

Lap	Lap Tm	Diff	Time of Day
2	1:20.880		13:08:09.682
3	1:22.055	+1.175	13:09:31.737
4	1:23.485	+2.605	13:10:55.222
5	1:23.757	+2.877	13:12:18.979

(73) Chaplow / Evanson

1	1:20.706	+6.286	13:06:43.465
2	1:14.704	+0.284	13:07:58.169
3	1:14.420		13:09:12.589
4	1:15.163	+0.743	13:10:27.752

(11) Gilbert / Allum

1	1:21.398	+6.205	13:06:44.093
2	1:15.193		13:07:59.286

(26) Shand / Kain

1	1:25.735	+4.305	13:06:49.856
2	1:21.430		13:08:11.286

(3) James / Morgan

1	1:23.925		13:06:46.274
---	----------	--	--------------

Chief Timekeeper:

Clerk of Course:

Weather & Track: Cloudy / Damp

Results: www.sportstimingservices.com

Printed: 02/05/2010 13:28:28





Commercial Tyres



TRANCE BUT. EL. HOIDINGS



CONTRACTORS LTD

Thundersport GB - Rounds 5 and 6


Eastern Airways UK F1 Sidecars

Snetterton 1.952 Miles

Monday Race 7 & 17

03/05/2010 12:39

Race



POLE POSITION

1	1
2	3
3	5
4	7
5	9
6	11
7	13
8	15
9	17
10	19
11	21
12	23

2	4
3	6
4	8
5	10
6	12
7	14
8	16
9	18
10	20
11	22
12	24

Chief Timekeeper:
 Clerk of Course:
 Weather & Track: Cloudy / Damp
 Results: www.sportstimeservices.com
 Printed: 02/05/2010 13:33:48





Commercial Tyres



TRANCE BUT.EE HOLDINGS



Thundersport GB - Rounds 5 and 6


Eastern Airways UK F1 Sidecars

Snetterton 1.952 Miles

Race 7

03/05/2010 12:39

Race



13

25

62

26

88

14

27

91

Chief Timekeeper:

Clerk of Course:

Weather & Track: Cloudy / Damp

Results: www.sportstimeservices.com

Printed: 02/05/2010 13:33:48





Thundersport GB - Rounds 5 and 6

Snetterton 1.952 Miles

Eastern Airways UK F1 Sidecars - Race 7

Pos	No.	Name	Class	Make	Model	Laps	Total Tm	Diff
1	1	Birchall / Birchall	F1 Sidecar	Yamaha	LCR	10	12:05.752	
2	77	Reeves / Cluze	F1 Sidecar	Honda	LCR	10	12:07.507	1.755
3	15	Schofield / Thomas	F1 Sidecar	Suzuki	LCR	10	12:12.435	6.683
4	16	Peach / Richardson	F1 Sidecar	Suzuki	LCR	10	12:16.508	10.756
5	8	Bell / Hawes	F1 Sidecar	Suzuki	LCR	10	12:24.376	18.624
6	74	Bygrave / Charlwood	F1 Sidecar	Suzuki	LCR	10	12:27.179	21.427
7	75	Peddar / Steadman	F1 Sidecar	Suzuki	LCR	10	12:29.864	24.112
8	3	James / Morgan	F1 Sidecar	Suzuki	LCR	10	12:30.775	25.023
9	5	Edwards / Winn	F1 Sidecar	Suzuki	LCR	10	12:31.639	25.887
10	73	Chaplow / Evanson	F1 Sidecar	Suzuki	LCR	10	12:34.657	28.905
11	90	Clarke / Graham	F1 Sidecar	Suzuki	LCR	10	12:37.177	31.425
12	49	Lovelock / Howard	F1 Sidecar	Suzuki	LCR	10	12:44.795	39.043
13	69	Lambert / Schofield	F1 Sidecar	Suzuki	LCR	10	12:44.948	39.196
14	170	Drowne / Swift	F1 Sidecar	Suzuki	LCR	10	12:57.599	51.847
15	48	Knapton / Belsey	F1 Sidecar	Suzuki	Baker	10	13:04.239	58.487
16	26	Shand / Kain	F1 Sidecar	Suzuki	LCR	10	13:07.829	1:02.077
17	44	Body / Barrett	F1 Sidecar	Suzuki	LCR	10	13:08.157	1:02.405
18	2	Parkinson / Tritton	F1 Sidecar	Suzuki	LCR	10	13:08.947	1:03.195
19	88	Nicol / Pryde	F1 Sidecar	Suzuki	LCR	10	13:30.814	1:25.062
20	62	Sloane / Sloane	F1 Sidecar	Suzuki	LCR	10	13:58.979	1:53.227
21	91	Larder / English	F1 Sidecar	Yamaha	Windle	9	12:43.485	1 Lap
22	117	Richardson / Two	F1 Sidecar	Yamaha	LCR	7	9:46.830	3 Laps
23	60	Holland / Watson	F1 Sidecar	Suzuki	LCR	5	6:26.347	5 Laps
24	10	Robinson / Farmer	F1 Sidecar	Yamaha	LCR	5	6:57.724	31.377

Chief Timekeeper:

Clerk of Course:

Weather & Track:

Results: www.sportstimingservices.com





Thundersport GB - Rounds 5 and 6

Lapchart

Eastern Airways UK F1 Sidecars

Snetterton 1.952 Miles

Race 7 - Red Flag 1st Part

03/05/2010 13:02

Race started at 13:03:00

Competitors	Laps					
	0	1	2	3	4	5
Birchall / Birchall (1)	1	1	15	15	15	15
Reeves / Cluze (77)	2	77	1	77	77	1
Schofield / Thomas (15)	3	15	77	1	1	77
Peach / Richardson (16)	4	16	5	5	16	16
Lovelock / Howard (49)	5	49	49	16	5	5
Edwards / Winn (5)	6	5	16	74	74	8
Bygrave / Charlwood (74)	7	74	74	3	8	74
Peddar / Steadman (75)	8	75	3	75	3	75
James / Morgan (3)	9	3	75	8	75	75
Pottinger / Pottinger (4)	10	4	73	73	73	73
Holland / Watson (60)	11	60	8	60	60	69
Chaplow / Evanson (73)	12	73	60	69	69	90
Gilbert / Allum (11)	13	11	69	90	90	60
Bell / Hawes (8)	14	8	90	170	170	49
Lambert / Schofield (69)	15	69	170	26	26	49
Guy / MacBride (19)	16	19	26	44	49	26
Body / Barrett (44)	17	44	44	49	44	44
Clarke / Graham (90)	18	90	2	2	2	44
Drowne / Swift (170)	19	170	88	10	48	48
Shand / Kain (26)	20	26	10	48	10	88
Richardson / Two (117)	21	117	117	88	88	10
Parkinson / Tritton (2)	22	2	62	117	117	62
Nicol / Pryde (88)	23	88	48	62	62	62
Sloane / Sloane (62)	24	62	91	91	91	91
Robinson / Farmer (10)	25	10				
Larder / English (91)	26	91				
Knapton / Belsey (48)	27	48				

Chief Timekeeper:

Clerk of Course:

Weather & Track: Raining / Wet

Results: www.sportstimingservices.com

Printed: 03/05/2010 14:22:39





Thundersport GB - Rounds 5 and 6

Eastern Airways UK F1 Sidecars

Snetterton 1.952 Miles

Race 7 - Red Flag 1st Part

03/05/2010 13:02

Race started at 13:03:00

Lap	Lap Tm	Diff	Time of Day
(15) Schofield / Thomas			
1	1:16.219	+4.830	13:04:20.402
2	1:11.968	+0.579	13:05:32.370
3	1:12.057	+0.668	13:06:44.427
4	1:11.389		13:07:55.816
5	1:12.580	+1.191	13:09:08.396
(1) Birchall / Birchall			
1	1:20.639	+9.094	13:04:21.354
2	1:12.072	+0.527	13:05:33.426
3	1:11.545		13:06:44.971
4	1:12.041	+0.496	13:07:57.012
5	1:11.683	+0.138	13:09:08.695
(77) Reeves / Cluze			
1	1:20.675	+8.947	13:04:21.413
2	1:11.728		13:05:33.141
3	1:11.786	+0.058	13:06:44.927
4	1:12.712	+0.984	13:07:57.639
5	1:11.959	+0.231	13:09:09.598
(16) Peach / Richardson			
1	1:18.873	+7.468	13:04:23.373
2	1:13.095	+1.690	13:05:36.468
3	1:11.912	+0.507	13:06:48.380
4	1:11.405		13:07:59.785
5	1:12.292	+0.887	13:09:12.077
(8) Bell / Hawes			
1	1:18.615	+6.648	13:04:25.410
2	1:12.702	+0.735	13:05:38.112
3	1:11.967		13:06:50.079
4	1:12.744	+0.777	13:08:02.823
5	1:13.016	+1.049	13:09:15.839
(74) Bygrave / Charlwood			
1	1:18.204	+5.362	13:04:23.703
2	1:12.842		13:05:36.545
3	1:13.347	+0.505	13:06:49.892
4	1:13.283	+0.441	13:08:03.175
5	1:14.465	+1.623	13:09:17.640
(3) James / Morgan			
1	1:18.673	+6.082	13:04:24.294
2	1:13.172	+0.581	13:05:37.466
3	1:13.435	+0.844	13:06:50.901
4	1:12.591		13:08:03.492
5	1:14.766	+2.175	13:09:18.258
(75) Peddar / Steadman			
1	1:18.861	+6.218	13:04:24.479
2	1:13.460	+0.817	13:05:37.939
3	1:13.067	+0.424	13:06:51.006
4	1:12.643		13:08:03.649
5	1:15.041	+2.398	13:09:18.690
(5) Edwards / Winn			
1	1:17.850	+4.761	13:04:22.966
2	1:13.124	+0.035	13:05:36.090
3	1:13.345	+0.256	13:06:49.435

Lap	Lap Tm	Diff	Time of Day
4	1:13.089		13:08:02.524
5	1:17.330	+4.241	13:09:19.854
(73) Chaplow / Evanson			
1	1:18.766	+5.568	13:04:25.199
2	1:14.244	+1.046	13:05:39.443
3	1:13.804	+0.606	13:06:53.247
4	1:13.198		13:08:06.445
5	1:14.643	+1.445	13:09:21.088
(90) Clarke / Graham			
1	1:19.942	+6.733	13:04:27.375
2	1:14.492	+1.283	13:05:41.867
3	1:13.251	+0.042	13:06:55.118
4	1:13.209		13:08:08.327
5	1:13.915	+0.706	13:09:22.242
(69) Lambert / Schofield			
1	1:19.693	+6.079	13:04:26.593
2	1:13.614		13:05:40.207
3	1:13.713	+0.099	13:06:53.920
4	1:14.286	+0.672	13:08:08.206
5	1:16.170	+2.556	13:09:24.376
(60) Holland / Watson			
1	1:19.625	+6.131	13:04:26.055
2	1:13.821	+0.327	13:05:39.876
3	1:13.494		13:06:53.370
4	1:18.145	+4.651	13:08:11.515
5	1:15.547	+2.053	13:09:27.062
(49) Lovelock / Howard			
1	1:18.267	+4.517	13:04:23.210
2	1:25.275	+11.525	13:05:48.485
3	1:16.340	+2.590	13:07:04.825
4	1:13.750		13:08:18.575
5	1:14.327	+0.577	13:09:32.902
(170) Drowne / Swift			
1	1:21.931	+5.953	13:04:29.428
2	1:16.113	+0.135	13:05:45.541
3	1:16.849	+0.871	13:07:02.390
4	1:15.978		13:08:18.368
5	1:18.158	+2.180	13:09:36.526
(2) Parkinson / Tritton			
1	1:22.966	+7.183	13:04:31.320
2	1:17.297	+1.514	13:05:48.617
3	1:17.286	+1.503	13:07:05.903
4	1:15.783		13:08:21.686
5	1:19.530	+3.747	13:09:41.216
(26) Shand / Kain			
1	1:22.977	+6.934	13:04:30.888
2	1:17.119	+1.076	13:05:48.007
3	1:16.754	+0.711	13:07:04.761
4	1:16.043		13:08:20.804
5	1:20.490	+4.447	13:09:41.294
(44) Body / Barrett			
1	1:23.815	+7.883	13:04:31.135

Lap	Lap Tm	Diff	Time of Day
2	1:17.245	+1.313	13:05:48.380
3	1:16.876	+0.944	13:07:05.256
4	1:15.932		13:08:21.188
5	1:21.115	+5.183	13:09:42.303
(48) Knapton / Belsey			
1	1:19.684	+4.811	13:04:35.887
2	1:17.394	+2.521	13:05:53.281
3	1:15.779	+0.906	13:07:09.060
4	1:14.873		13:08:23.933
5	1:18.516	+3.643	13:09:42.449
(88) Nicol / Pryde			
1	1:25.117	+6.742	13:04:33.481
2	1:19.939	+1.564	13:05:53.420
3	1:19.047	+0.672	13:07:12.467
4	1:18.375		13:08:30.842
5	1:22.088	+3.713	13:09:52.930
(10) Robinson / Farmer			
1	1:24.579	+5.576	13:04:33.893
2	1:19.003		13:05:52.896
3	1:19.329	+0.326	13:07:12.225
4	1:20.007	+1.004	13:08:32.232
5	1:26.207	+7.204	13:09:58.439
(62) Sloane / Sloane			
1	1:27.113	+6.850	13:04:35.874
2	1:20.263		13:05:56.137
3	1:20.896	+0.633	13:07:17.033
4	1:20.688	+0.425	13:08:37.721
5	1:29.778	+9.515	13:10:07.499
(117) Richardson / Two			
1	1:26.808	+6.943	13:04:34.877
2	1:20.348	+0.483	13:05:55.225
3	1:19.865		13:07:15.090
4	1:19.889	+0.024	13:08:34.979
(91) Larder / English			
1	1:30.276	+8.642	13:04:39.631
2	1:21.821	+0.187	13:06:01.452
3	1:21.634		13:07:23.086
4	1:21.767	+0.133	13:08:44.853

Chief Timekeeper:

Clerk of Course:

Weather & Track: Raining / Wet

Results: www.sportstimingservices.com

Printed: 03/05/2010 14:25:04





Thundersport GB - Rounds 5 and 6

Lapchart

Eastern Airways UK F1 Sidecars

Snetterton 1.952 Miles

Race 7 - 2nd Part

03/05/2010 14:01

Race started at 14:01:06

Competitors	Laps						
	0	1	2	3	4	5	
Schofield / Thomas (15)	1	15	77	77	1	1	1
Birchall / Birchall (1)	2	1	1	1	77	77	77
Reeves / Cluze (77)	3	77	15	15	15	15	15
Peach / Richardson (16)	4	16	5	16	16	16	16
Bell / Hawes (8)	5	8	16	5	74	8	8
Bygrave / Charlwood (74)	6	74	74	74	5	74	74
Peddar / Steadman (75)	7	75	8	8	8	5	75
James / Morgan (3)	8	3	3	75	75	3	5
Edwards / Winn (5)	9	5	75	3	3	75	49
Lambert / Schofield (69)	10	69	69	49	49	49	3
Chaplow / Evanson (73)	11	73	73	73	73	73	73
Clarke / Graham (90)	12	90	49	90	90	90	90
Lovelock / Howard (49)	13	49	90	69	69	69	69
Parkinson / Tritton (2)	14	2	170	170	170	170	170
Drowne / Swift (170)	15	170	48	48	48	48	48
Body / Barrett (44)	16	44	2	44	44	44	44
Shand / Kain (26)	17	26	44	2	26	26	26
Knapton / Belsey (48)	18	48	26	26	2	2	2
Nicol / Pryde (88)	19	88	88	88	88	88	88
Sloane / Sloane (62)	20	62	62	62	62	62	62
Robinson / Farmer (10)	21	10	117	117	117	91	91
Richardson / Two (117)	22	117	91	91	91		
Larder / English (91)	23	91	11	11	11		
Gilbert / Allum (11)	24	11					

Chief Timekeeper:

Clerk of Course:

Weather & Track: Bright / Dry

Results: www.sportstimingservices.com

Printed: 03/05/2010 14:26:36





Thundersport GB - Rounds 5 and 6

Eastern Airways UK F1 Sidecars

Snetterton 1.952 Miles

Race 7 - 2nd Part

03/05/2010 14:01

Race started at 14:01:06

Lap	Lap Tm	Diff	Time of Day
(1) Birchall / Birchall			
1	1:17.101	+7.287	14:02:23.566
2	1:10.763	+0.949	14:03:34.329
3	1:09.895	+0.081	14:04:44.224
4	1:10.141	+0.327	14:05:54.365
5	1:09.814		14:07:04.179
(77) Reeves / Cluze			
1	1:15.419	+5.384	14:02:22.986
2	1:10.877	+0.842	14:03:33.863
3	1:10.916	+0.881	14:04:44.779
4	1:10.217	+0.182	14:05:54.996
5	1:10.035		14:07:05.031
(15) Schofield / Thomas			
1	1:17.879	+6.219	14:02:24.286
2	1:11.660		14:03:35.946
3	1:11.663	+0.003	14:04:47.609
4	1:11.845	+0.185	14:05:59.454
5	1:11.707	+0.047	14:07:11.161
(16) Peach / Richardson			
1	1:18.519	+7.487	14:02:26.169
2	1:11.609	+0.577	14:03:37.778
3	1:11.032		14:04:48.810
4	1:11.175	+0.143	14:05:59.985
5	1:11.568	+0.536	14:07:11.553
(8) Bell / Hawes			
1	1:18.302	+6.510	14:02:26.647
2	1:12.902	+1.110	14:03:39.549
3	1:12.498	+0.706	14:04:52.047
4	1:11.792		14:06:03.839
5	1:11.820	+0.028	14:07:15.659
(74) Bygrave / Charlwood			
1	1:18.049	+5.862	14:02:26.541
2	1:12.808	+0.621	14:03:39.349
3	1:12.431	+0.244	14:04:51.780
4	1:12.694	+0.507	14:06:04.474
5	1:12.187		14:07:16.661
(75) Peddar / Steadman			
1	1:18.523	+5.913	14:02:27.166
2	1:12.610		14:03:39.776
3	1:12.769	+0.159	14:04:52.545
4	1:12.762	+0.152	14:06:05.307
5	1:12.989	+0.379	14:07:18.296
(5) Edwards / Winn			
1	1:17.048	+4.339	14:02:26.080
2	1:13.021	+0.312	14:03:39.101
3	1:12.709		14:04:51.810
4	1:13.235	+0.526	14:06:05.045
5	1:13.862	+1.153	14:07:18.907
(49) Lovelock / Howard			
1	1:18.757	+6.628	14:02:28.664
2	1:12.691	+0.562	14:03:41.355
3	1:12.772	+0.643	14:04:54.127

Lap	Lap Tm	Diff	Time of Day
4	1:12.129		14:06:06.256
5	1:12.759	+0.630	14:07:19.015
(3) James / Morgan			
1	1:18.448	+6.126	14:02:27.092
2	1:13.367	+1.045	14:03:40.459
3	1:12.510	+0.188	14:04:52.969
4	1:12.322		14:06:05.291
5	1:14.348	+2.026	14:07:19.639
(73) Chaplow / Evanson			
1	1:18.972	+6.626	14:02:28.344
2	1:13.497	+1.151	14:03:41.841
3	1:13.599	+1.253	14:04:55.440
4	1:12.905	+0.559	14:06:08.345
5	1:12.346		14:07:20.691
(90) Clarke / Graham			
1	1:19.133	+6.320	14:02:29.036
2	1:13.702	+0.889	14:03:42.738
3	1:13.190	+0.377	14:04:55.928
4	1:13.316	+0.503	14:06:09.244
5	1:12.813		14:07:22.057
(69) Lambert / Schofield			
1	1:18.604	+4.476	14:02:27.972
2	1:16.622	+2.494	14:03:44.594
3	1:14.128		14:04:58.722
4	1:14.142	+0.014	14:06:12.864
5	1:14.830	+0.702	14:07:27.694
(170) Drowne / Swift			
1	1:19.565	+5.510	14:02:29.924
2	1:15.425	+1.370	14:03:45.349
3	1:14.491	+0.436	14:04:59.840
4	1:14.055		14:06:13.895
5	1:14.300	+0.245	14:07:28.195
(48) Knapton / Belsey			
1	1:19.840	+6.032	14:02:30.688
2	1:15.306	+1.498	14:03:45.994
3	1:14.495	+0.687	14:05:00.489
4	1:14.615	+0.807	14:06:15.104
5	1:13.808		14:07:28.912
(44) Body / Barrett			
1	1:21.102	+6.176	14:02:31.526
2	1:15.434	+0.508	14:03:46.960
3	1:15.438	+0.512	14:05:02.398
4	1:14.926		14:06:17.324
5	1:15.652	+0.726	14:07:32.976
(26) Shand / Kain			
1	1:21.905	+7.733	14:02:32.682
2	1:16.253	+2.081	14:03:48.935
3	1:15.481	+1.309	14:05:04.416
4	1:14.172		14:06:18.588
5	1:15.069	+0.897	14:07:33.657
(2) Parkinson / Tritton			
1	1:21.125	+6.035	14:02:31.430

Lap	Lap Tm	Diff	Time of Day
2	1:16.475	+1.385	14:03:47.905
3	1:16.744	+1.654	14:05:04.649
4	1:15.114	+0.024	14:06:19.763
5	1:15.090		14:07:34.853
(88) Nicol / Pryde			
1	1:23.434	+6.659	14:02:34.329
2	1:17.944	+1.169	14:03:52.273
3	1:17.591	+0.816	14:05:09.864
4	1:16.775		14:06:26.639
5	1:18.367	+1.592	14:07:45.006
(62) Sloane / Sloane			
1	1:26.398	+6.693	14:02:37.445
2	1:19.753	+0.048	14:03:57.198
3	1:20.354	+0.649	14:05:17.552
4	1:19.705		14:06:37.257
5	1:21.345	+1.640	14:07:58.602
(91) Larder / English			
1	1:26.870	+6.850	14:02:38.404
2	1:21.934	+1.914	14:04:00.338
3	1:20.020		14:05:20.358
4	1:23.141	+3.121	14:06:43.499
5	1:22.255	+2.235	14:08:05.754
(117) Richardson / Two			
1	1:26.418	+6.355	14:02:37.919
2	1:20.063		14:03:57.982
3	1:20.991	+0.928	14:05:18.973
(11) Gilbert / Allum			
1	1:22.913	+4.721	14:02:45.389
2	1:18.192		14:04:03.581
3	1:18.358	+0.166	14:05:21.939

Chief Timekeeper:

Clerk of Course:

Weather & Track: Bright / Dry

Results: www.sportstimingservices.com

Printed: 03/05/2010 14:27:53





Thundersport GB - Rounds 5 and 6

Sorted on Laps

Eastern Airways UK F1 Sidecars

Snetterton 1.952 Miles

Race 17

03/05/2010 17:00

Race started at 17:00:19

Pos	No.	Name	Class	Make	Model	Laps	Total Tm	Diff	Best Tm	Best Spd	In Lap
1	77	Reeves / Cluze	F1 Sidecar	Honda	LCR	10	11:58.727		1:10.496	99.682	4
2	16	Peach / Richardson	F1 Sidecar	Suzuki	LCR	10	12:05.157	6.430	1:10.838	99.201	8
3	3	James / Morgan	F1 Sidecar	Suzuki	LCR	10	12:06.937	8.210	1:10.599	99.537	10
4	15	Schofield / Thomas	F1 Sidecar	Suzuki	LCR	10	12:08.413	9.686	1:11.698	98.011	7
5	75	Peddar / Steadman	F1 Sidecar	Suzuki	LCR	10	12:09.905	11.178	1:11.244	98.636	9
6	5	Edwards / Winn	F1 Sidecar	Suzuki	LCR	10	12:11.505	12.778	1:11.587	98.163	5
7	49	Lovelock / Howard	F1 Sidecar	Suzuki	LCR	10	12:11.734	13.007	1:11.625	98.111	7
8	8	Bell / Hawes	F1 Sidecar	Suzuki	LCR	10	12:15.693	16.966	1:11.394	98.428	7
9	74	Bygrave / Charwood	F1 Sidecar	Suzuki	LCR	10	12:17.187	18.460	1:11.693	98.018	7
10	90	Clarke / Graham	F1 Sidecar	Suzuki	LCR	10	12:21.261	22.534	1:11.850	97.804	7
11	60	Holland / Watson	F1 Sidecar	Suzuki	LCR	10	12:22.648	23.921	1:12.047	97.536	7
12	69	Lambert / Schofield	F1 Sidecar	Suzuki	LCR	10	12:32.182	33.455	1:13.662	95.398	7
13	48	Knapton / Belsey	F1 Sidecar	Suzuki	Baker	10	12:40.602	41.875	1:14.140	94.783	4
14	2	Parkinson / Tritton	F1 Sidecar	Suzuki	LCR	10	12:42.631	43.904	1:13.644	95.421	10
15	44	Body / Barrett	F1 Sidecar	Suzuki	LCR	10	12:43.925	45.198	1:14.229	94.669	6
16	170	Drowne / Swift	F1 Sidecar	Suzuki	LCR	10	13:00.123	1:01.396	1:14.791	93.958	9
17	88	Nicol / Pryde	F1 Sidecar	Suzuki	LCR	9	12:01.449	1 Lap	1:17.075	91.174	5
18	73	Chaplow / Evanson	F1 Sidecar	Suzuki	LCR	9	12:03.106	1 Lap	1:14.677	94.101	2
19	10	Robinson / Farmer	F1 Sidecar	Yamaha	LCR	9	12:16.955	1 Lap	1:19.039	88.908	6
20	117	Richardson / Two	F1 Sidecar	Yamaha	LCR	9	12:18.840	1 Lap	1:19.669	88.205	9

Not classified ()

1	Birchall / Birchall	F1 Sidecar	Yamaha	LCR	9	10:46.702	DNF	1:10.086	100.265	4
26	Shand / Edwards	F1 Sidecar	Suzuki	LCR	7	9:02.400	DNF	1:13.701	95.347	6
62	Sloane / Sloane	F1 Sidecar	Suzuki	LCR	7	9:39.539	DNF	1:19.389	88.516	4
11	Gilbert / Allum	F1 Sidecar	Yamaha	LCR	5	6:23.631	DNF	1:14.019	94.938	4

Margin of Victory	Avg. Speed	Best Lap Tm	Best Spd	Best Lap by
6.430	97.773	1:10.086	100.265	1 - Birchall / Birchall

Chief Timekeeper:

Clerk of Course:

Weather & Track: Bright / Dry

Results: www.sportstiming.com





Commercial Tyres



THIRANCE BUT. EL. HOJINDS



Thundersport GB - Rounds 5 and 6

Lapchart

Eastern Airways UK F1 Sidecars

Snetterton 1.952 Miles

Race 17

03/05/2010 17:00

Race started at 17:00:19

Competitors	Laps											
	0	1	2	3	4	5	6	7	8	9	10	
Reeves / Cluze (77)	1	77	77	77	77	77	1	1	77	1	1	77
Birchall / Birchall (1)	2	1	1	1	1	1	77	77	1	77	77	16
Schofield / Thomas (15)	3	15	15	15	16	16	16	16	16	16	16	3
Peach / Richardson (16)	4	16	16	16	15	15	15	15	15	3	3	15
Lovelock / Howard (49)	5	49	60	5	5	5	5	3	3	15	15	75
Edwards / Winn (5)	6	5	5	60	60	3	3	5	5	5	75	5
Bygrave / Charlwood (74)	7	74	49	49	3	49	49	49	49	75	5	49
Peddar / Steadman (75)	8	75	3	3	49	75	75	75	75	49	49	8
James / Morgan (3)	9	3	69	75	75	8	8	8	8	8	8	74
Holland / Watson (60)	10	60	75	69	8	74	74	74	74	74	74	90
Chaplow / Evanson (73)	11	73	8	8	74	60	60	60	60	60	60	60
Lambert / Schofield (69)	12	69	73	74	69	69	90	90	90	90	90	69
Bell / Hawes (8)	13	8	74	73	11	90	69	69	69	69	69	48
Body / Barrett (44)	14	44	11	11	90	11	11	48	48	48	48	2
Clarke / Graham (90)	15	90	90	90	73	48	48	26	44	44	2	44
Drowne / Swift (170)	16	170	48	48	48	26	26	44	2	2	44	170
Knaption / Belsey (48)	17	48	26	26	26	44	44	2	26	170	170	
Shand / Edwards (26)	18	26	2	44	44	2	2	170	170	88	88	
Parkinson / Tritton (2)	19	2	44	2	2	73	73	73	73	73	73	
Richardson / Two (117)	20	117	117	88	88	88	170	88	88	10	10	
Sloane / Sloane (62)	21	62	88	10	170	170	88	10	10	117	117	
Robinson / Farmer (10)	22	10	62	117	10	10	10	62	117			
Gilbert / Allum (11)	23	11	10	62	117	117	117	117	62			
Nicol / Pryde (88)	24	88	170	170	62	62	62					

Chief Timekeeper:

Clerk of Course:

Weather & Track: Bright / Dry

Results: www.sportstimingservices.com





Thundersport GB - Rounds 5 and 6

Eastern Airways UK F1 Sidecars

Snetterton 1.952 Miles

Race 17

03/05/2010 17:00

Race started at 17:00:19

Lap	Lap Tm	Diff	Time of Day
(77) Reeves / Cluze			
1	1:18.408	+7.912	17:01:37.903
2	1:11.072	+0.576	17:02:48.975
3	1:10.676	+0.180	17:03:59.651
4	1:10.496		17:05:10.147
5	1:10.898	+0.402	17:06:21.045
6	1:10.538	+0.042	17:07:31.583
7	1:10.542	+0.046	17:08:42.125
8	1:13.229	+2.733	17:09:55.354
9	1:10.992	+0.496	17:11:06.346
10	1:11.876	+1.380	17:12:18.222

(16) Peach / Richardson			
1	1:16.674	+5.836	17:01:40.047
2	1:11.557	+0.719	17:02:51.604
3	1:11.802	+0.964	17:04:03.406
4	1:12.269	+1.431	17:05:15.675
5	1:11.146	+0.308	17:06:26.821
6	1:11.552	+0.714	17:07:38.373
7	1:11.330	+0.492	17:08:49.703
8	1:10.838		17:10:00.541
9	1:12.871	+2.033	17:11:13.412
10	1:11.240	+0.402	17:12:24.652

(3) James / Morgan			
1	1:17.689	+7.090	17:01:42.676
2	1:12.418	+1.819	17:02:55.094
3	1:12.178	+1.579	17:04:07.272
4	1:11.197	+0.598	17:05:18.469
5	1:11.131	+0.532	17:06:29.600
6	1:10.920	+0.321	17:07:40.520
7	1:11.398	+0.799	17:08:51.918
8	1:11.109	+0.510	17:10:03.027
9	1:12.806	+2.207	17:11:15.833
10	1:10.599		17:12:26.432

(15) Schofield / Thomas			
1	1:15.934	+4.236	17:01:39.153
2	1:11.928	+0.230	17:02:51.081
3	1:12.637	+0.939	17:04:03.718
4	1:12.479	+0.781	17:05:16.197
5	1:11.730	+0.032	17:06:27.927
6	1:11.940	+0.242	17:07:39.867
7	1:11.698		17:08:51.565
8	1:12.166	+0.468	17:10:03.731
9	1:12.339	+0.641	17:11:16.070
10	1:11.838	+0.140	17:12:27.908

(75) Peddar / Steadman			
1	1:19.545	+8.301	17:01:44.186
2	1:12.598	+1.354	17:02:56.784
3	1:11.499	+0.255	17:04:08.283
4	1:11.594	+0.350	17:05:19.877
5	1:11.674	+0.430	17:06:31.551
6	1:11.731	+0.487	17:07:43.282
7	1:11.442	+0.198	17:08:54.724
8	1:11.364	+0.120	17:10:06.088
9	1:11.244		17:11:17.332
10	1:12.068	+0.824	17:12:29.400

(5) Edwards / Winn			
1	1:17.229	+5.642	17:01:41.455
2	1:12.158	+0.571	17:02:53.613
3	1:12.253	+0.666	17:04:05.866
4	1:11.929	+0.342	17:05:17.795
5	1:11.587		17:06:29.382
6	1:12.024	+0.437	17:07:41.406
7	1:12.356	+0.769	17:08:53.762
8	1:12.285	+0.698	17:10:06.047
9	1:12.453	+0.866	17:11:18.500
10	1:12.500	+0.913	17:12:31.000

(49) Lovelock / Howard			
1	1:18.116	+6.491	17:01:42.237
2	1:12.747	+1.122	17:02:54.984
3	1:12.665	+1.040	17:04:07.649
4	1:11.791	+0.166	17:05:19.440
5	1:11.765	+0.140	17:06:31.205
6	1:11.762	+0.137	17:07:42.967
7	1:11.625		17:08:54.592
8	1:12.615	+0.990	17:10:07.207
9	1:11.916	+0.291	17:11:19.123
10	1:12.106	+0.481	17:12:31.229

(8) Bell / Hawes			
1	1:18.666	+7.272	17:01:44.384
2	1:13.612	+2.218	17:02:57.996
3	1:13.101	+1.707	17:04:11.097
4	1:12.252	+0.858	17:05:23.349
5	1:11.565	+0.171	17:06:34.914
6	1:11.995	+0.601	17:07:46.909
7	1:11.394		17:08:58.303
8	1:11.861	+0.467	17:10:10.164
9	1:11.999	+0.605	17:11:22.163
10	1:13.025	+1.631	17:12:35.188

(74) Bygrave / Charlwood			
1	1:20.528	+8.835	17:01:45.059
2	1:14.109	+2.416	17:02:59.168
3	1:12.268	+0.575	17:04:11.436
4	1:12.436	+0.743	17:05:23.872
5	1:11.980	+0.287	17:06:35.852
6	1:11.773	+0.080	17:07:47.625
7	1:11.693		17:08:59.318
8	1:12.001	+0.308	17:10:11.319
9	1:12.201	+0.508	17:11:23.520
10	1:13.162	+1.469	17:12:36.682

(90) Clarke / Graham			
1	1:20.456	+8.606	17:01:46.930
2	1:14.379	+2.529	17:03:01.309
3	1:13.838	+1.988	17:04:15.147
4	1:12.677	+0.827	17:05:27.824
5	1:12.723	+0.873	17:06:40.547
6	1:12.033	+0.183	17:07:52.580
7	1:11.850		17:09:04.430
8	1:12.274	+0.424	17:10:16.704
9	1:11.863	+0.013	17:11:28.567
10	1:12.189	+0.339	17:12:40.756

(60) Holland / Watson			
------------------------------	--	--	--

(69) Lambert / Schofield			
1	1:16.311	+4.264	17:01:41.321
2	1:13.301	+1.254	17:02:54.622
3	1:12.393	+0.346	17:04:07.015
4	1:17.300	+5.253	17:05:24.315
5	1:13.357	+1.310	17:06:37.672
6	1:12.343	+0.296	17:07:50.015
7	1:12.047		17:09:02.062
8	1:12.857	+0.810	17:10:14.919
9	1:13.526	+1.479	17:11:28.445
10	1:13.698	+1.651	17:12:42.143

(48) Knapton / Belsey			
1	1:20.879	+6.739	17:01:47.622
2	1:15.527	+1.387	17:03:03.149
3	1:14.842	+0.702	17:04:17.991
4	1:14.140		17:05:32.131
5	1:14.341	+0.201	17:06:46.472
6	1:14.461	+0.321	17:08:00.933
7	1:14.191	+0.051	17:09:15.124
8	1:14.309	+0.169	17:10:29.433
9	1:15.826	+1.686	17:11:45.259
10	1:14.838	+0.698	17:13:00.097

(2) Parkinson / Tritton			
1	1:22.011	+8.367	17:01:49.183
2	1:17.258	+3.614	17:03:06.441
3	1:15.606	+1.962	17:04:22.047
4	1:15.174	+1.530	17:05:37.221
5	1:14.195	+0.551	17:06:51.416
6	1:14.505	+0.861	17:08:05.921
7	1:13.706	+0.062	17:09:19.627
8	1:14.720	+1.076	17:10:34.347
9	1:14.135	+0.491	17:11:48.482
10	1:13.644		17:13:02.126

(44) Body / Barrett			
1	1:23.721	+9.492	17:01:49.677
2	1:15.951	+1.722	17:03:05.628
3	1:14.662	+0.433	17:04:20.290
4	1:14.381	+0.152	17:05:34.671
5	1:14.708	+0.479	17:06:49.379
6	1:14.229		17:08:03.608
7	1:15.576	+1.347	17:09:19.184
8	1:14.915	+0.686	17:10:34.099
9	1:14.934	+0.705	17:11:49.033
10	1:14.387	+0.158	17:13:03.420

(170) Drowne / Swift			
1	1:33.886	+19.095	17:02:00.463

Chief Timekeeper:


Clerk of Course:

Weather & Track: Bright / Dry

Results: www.sportstimingservices.com

Printed: 03/05/2010 17:19:04





Thundersport GB - Rounds 5 and 6

Eastern Airways UK F1 Sidecars

Snetterton 1.952 Miles

Race 17

03/05/2010 17:00

Race started at 17:00:19

Lap	Lap Tm	Diff	Time of Day
2	1:16.108	+1.317	17:03:16.571
3	1:15.741	+0.950	17:04:32.312
4	1:15.395	+0.604	17:05:47.707
5	1:15.124	+0.333	17:07:02.831
6	1:15.978	+1.187	17:08:18.809
7	1:15.250	+0.459	17:09:34.059
8	1:15.309	+0.518	17:10:49.368
9	1:14.791		17:12:04.159
10	1:15.459	+0.668	17:13:19.618

(88) Nicol / Pryde

1	1:25.210	+8.135	17:01:52.948
2	1:19.017	+1.942	17:03:11.965
3	1:18.075	+1.000	17:04:30.040
4	1:17.571	+0.496	17:05:47.611
5	1:17.075		17:07:04.686
6	1:17.322	+0.247	17:08:22.008
7	1:19.363	+2.288	17:09:41.371
8	1:18.438	+1.363	17:10:59.809
9	1:21.135	+4.060	17:12:20.944

(73) Chaplow / Evanson

1	1:19.400	+4.723	17:01:44.745
2	1:14.677		17:02:59.422
3	1:16.051	+1.374	17:04:15.473
4	1:24.963	+10.286	17:05:40.436
5	1:21.301	+6.624	17:07:01.737
6	1:18.872	+4.195	17:08:20.609
7	1:20.532	+5.855	17:09:41.141
8	1:20.778	+6.101	17:11:01.919
9	1:20.682	+6.005	17:12:22.601

(10) Robinson / Farmer

1	1:27.056	+8.017	17:01:54.639
2	1:20.531	+1.492	17:03:15.170
3	1:20.207	+1.168	17:04:35.377
4	1:20.284	+1.245	17:05:55.661
5	1:19.942	+0.903	17:07:15.603
6	1:19.039		17:08:34.642
7	1:20.761	+1.722	17:09:55.403
8	1:20.549	+1.510	17:11:15.952
9	1:20.498	+1.459	17:12:36.450

(117) Richardson / Two

1	1:25.626	+5.957	17:01:52.829
2	1:23.665	+3.996	17:03:16.494
3	1:20.762	+1.093	17:04:37.256
4	1:19.699	+0.030	17:05:56.955
5	1:19.829	+0.160	17:07:16.784
6	1:22.045	+2.376	17:08:38.829
7	1:20.133	+0.464	17:09:58.962
8	1:19.704	+0.035	17:11:18.666
9	1:19.669		17:12:38.335

(1) Birchall / Birchall

1	1:19.146	+9.060	17:01:38.672
2	1:10.972	+0.886	17:02:49.644
3	1:10.669	+0.583	17:04:00.313
4	1:10.086		17:05:10.399
5	1:10.192	+0.106	17:06:20.591
6	1:10.425	+0.339	17:07:31.016

Lap	Lap Tm	Diff	Time of Day
7	1:11.217	+1.131	17:08:42.233
8	1:12.655	+2.569	17:09:54.888
9	1:11.309	+1.223	17:11:06.197

(26) Shand / Edwards

1	1:21.902	+8.201	17:01:48.840
2	1:15.923	+2.222	17:03:04.763
3	1:14.557	+0.856	17:04:19.320
4	1:14.675	+0.974	17:05:33.995
5	1:14.255	+0.554	17:06:48.250
6	1:13.701		17:08:01.951
7	1:19.944	+6.243	17:09:21.895

(62) Sloane / Sloane

1	1:26.028	+6.639	17:01:53.548
2	1:22.973	+3.584	17:03:16.521
3	1:21.292	+1.903	17:04:37.813
4	1:19.389		17:05:57.202
5	1:20.057	+0.668	17:07:17.259
6	1:20.582	+1.193	17:08:37.841
7	1:21.193	+1.804	17:09:59.034

(11) Gilbert / Allum

1	1:18.780	+4.761	17:01:46.367
2	1:14.194	+0.175	17:03:00.561
3	1:14.471	+0.452	17:04:15.032
4	1:14.019		17:05:29.051
5	1:14.075	+0.056	17:06:43.126

Chief Timekeeper:

Clerk of Course:

Weather & Track: Bright / Dry

Results: www.sportstimingservices.com

Printed: 03/05/2010 17:19:04





Thundersport GB - Rounds 5 and 6

Sorted on Best Lap time

LMB Sreetfighters

Snetterton 1.952 Miles

1st Qualifying

01/05/2010 14:31

Practice started at 14:30:54

Pos	No.	Name	Class	Make	Model	Best Tm	In Lap	Diff	2nd Best	2nd Lap
1	10	Andrew Plaskitt	Streetfighter A	Aprilia	1000 A	1:13.798	12		1:13.909	7
2	34	Chris Matthews	Streetfighter A	Suzuki	750 A	1:13.868	7	0.070	1:13.877	11
3	44	Michael Riddle	Streetfighter A	Kawasaki	636 A	1:15.906	9	2.108	1:16.085	7
4	12	Lee Hardy	Streetfighter A	Aprilia	1000 A	1:15.924	9	2.126	1:16.133	7
5	33	Andy Denyer	Streetfighter A	Triumph	675 A	1:15.950	7	2.152	1:16.063	8
6	30	Barry Utting	Streetfighter B	Honda	600 B	1:16.088	10	2.290	1:16.230	9
7	22	Mark Andrew	Streetfighter A	Triumph	675 A	1:16.819	4	3.021	1:17.424	9
8	21	Martin Stanier	Streetfighter B	Honda	600 B	1:19.384	4	5.586	1:19.520	8
9	11	Trevor Fyfe	Streetfighter B	Honda	600 B	1:22.348	4	8.550	1:22.511	3
10	17	Robert Norman	Streetfighter B	Honda	600 B	1:22.476	10	8.678	1:22.691	9
11	77	Nigel Davis	Streetfighter B	Yamaha	600 B	1:23.215	5	9.417	1:23.559	4
12	134	Nick Bousted	Streetfighter C	Ducati	620 C	1:24.423	11	10.625	1:24.882	8
13	177	Gary Paul	Streetfighter C	Honda	CRF 450	1:29.978	5	16.180	1:30.172	8
14	47	David Harness	Streetfighter A	Aprilia	1000 A	1:33.155	6	19.357	1:33.448	9
15	8	Mark Lumb	Streetfighter B	Ducati	900 B	1:36.920	4	23.122	1:36.946	5

Chief Timekeeper:

Clerk of Course:

Weather & Track: Bright / Dry

Results: www.sportstimeservices.com

Printed: 01/05/2010 15:08:54





Thundersport GB - Rounds 5 and 6

Sorted on Best Lap time

LMB Sreetfighters

Snetterton 1.952 Miles

2nd Qualifying

02/05/2010 09:32

Practice started at 9:32:15

Pos	No.	Name	Class	Make	Model	Best Tm	In Lap	Diff	2nd Best	2nd Lap
1	95	Jamie Wilkins	Streetfighter A	Suzuki	750 A	1:25.917	6		1:26.409	5
2	34	Chris Matthews	Streetfighter A	Suzuki	750 A	1:27.788	4	1.871	1:28.221	3
3	33	Andy Denyer	Streetfighter A	Triumph	675 A	1:28.001	4	2.084	1:30.580	3
4	44	Michael Riddle	Streetfighter A	Kawasaki	636 A	1:28.418	2	2.501	1:28.505	4
5	30	Barry Utting	Streetfighter B	Honda	600 B	1:30.470	4	4.553	1:30.520	6
6	22	Mark Andrew	Streetfighter A	Triumph	675 A	1:30.967	3	5.050	1:31.158	4
7	21	Martin Stanier	Streetfighter B	Honda	600 B	1:32.117	4	6.200	1:32.808	3
8	12	Lee Hardy	Streetfighter A	Aprilia	1000 A	1:32.177	4	6.260	1:38.358	2
9	10	Andrew Plaskitt	Streetfighter A	Aprilia	1000 A	1:32.872	2	6.955	1:34.547	1
10	42	Kevin Spence	Streetfighter C	Husaberg	650 C	1:35.922	5	10.005	1:37.492	4
11	11	Trevor Fyfe	Streetfighter B	Honda	600 B	1:36.025	4	10.108	1:37.246	3
12	48	Richard Harrison	Streetfighter B	Honda	600 B	1:36.027	6	10.110	1:36.102	5
13	115	Keith Warren	Streetfighter C	Kawasaki	476 C	1:36.631	6	10.714	1:38.777	5
14	17	Robert Norman	Streetfighter B	Honda	600 B	1:37.396	5	11.479	1:38.476	6
15	47	David Harness	Streetfighter A	Aprilia	1000 A	1:42.020	5	16.103	1:43.663	4
16	8	Mark Lumb	Streetfighter B	Ducati	900 B	1:55.998	5	30.081	1:56.031	4

Chief Timekeeper:

Clerk of Course:

Weather & Track: Cloudy / Damp

Results: www.sportstimeservices.com

Printed: 02/05/2010 09:43:38





Thundersport GB - Rounds 5 and 6

LMB Sreetfighters

Snetterton 1.952 Miles

Qualifying Overall

Pos	No.	Name	Class	Make	Model	Overall BestTm	R1. Best Tm	R2. Best Tm	Diff
1	10	Andrew Plaskitt	Streetfighter A	Aprilia	1000 A	1:13.798	1:13.798	1:32.872	
2	34	Chris Matthews	Streetfighter A	Suzuki	750 A	1:13.868	1:13.868	1:27.788	0.070
3	44	Michael Riddle	Streetfighter A	Kawasaki	636 A	1:15.906	1:15.906	1:28.418	2.108
4	12	Lee Hardy	Streetfighter A	Aprilia	1000 A	1:15.924	1:15.924	1:32.177	2.126
5	33	Andy Denyer	Streetfighter A	Triumph	675 A	1:15.950	1:15.950	1:28.001	2.152
6	30	Barry Utting	Streetfighter B	Honda	600 B	1:16.088	1:16.088	1:30.470	2.290
7	22	Mark Andrew	Streetfighter A	Triumph	675 A	1:16.819	1:16.819	1:30.967	3.021
8	21	Martin Stanier	Streetfighter B	Honda	600 B	1:19.384	1:19.384	1:32.117	5.586
9	11	Trevor Fyfe	Streetfighter B	Honda	600 B	1:22.348	1:22.348	1:36.025	8.550
10	17	Robert Norman	Streetfighter B	Honda	600 B	1:22.476	1:22.476	1:37.396	8.678
11	77	Nigel Davis	Streetfighter B	Yamaha	600 B	1:23.215	1:23.215		9.417
12	134	Nick Bousted	Streetfighter C	Ducati	620 C	1:24.423	1:24.423		10.625
13	95	Jamie Wilkins	Streetfighter A	Suzuki	750 A	1:25.917		1:25.917	12.119
14	177	Gary Paul	Streetfighter C	Honda	CRF 450	1:29.978	1:29.978		16.180
15	47	David Harness	Streetfighter A	Aprilia	1000 A	1:33.155	1:33.155	1:42.020	19.357
16	42	Kevin Spence	Streetfighter C	Husaberg	650 C	1:35.922		1:35.922	22.124
17	48	Richard Harrison	Streetfighter B	Honda	600 B	1:36.027		1:36.027	22.229
18	115	Keith Warren	Streetfighter C	Kawasaki	476 C	1:36.631		1:36.631	22.833
19	8	Mark Lumb	Streetfighter B	Ducati	900 B	1:36.920	1:36.920	1:55.998	23.122

Chief Timekeeper:

Clerk of Course:

Weather & Track:

Results: www.sportstimingservices.com

Printed: 02/05/2010 09:49:40





Thundersport GB - Rounds 5 and 6

Snetterton 1.952 Miles

LMB Sreetfighters

02/05/2010

Sunday Race 5 & 14, Monday Race 4 & 14



POLE POSITION

** NOTE: USE RED GRID POSITIONS ONLY **

1	1 10	2 34	3 44	4 12
2	5 33	6 30	7 22	8 21
3	9 11	10 17	11 77	12 134
4	13 95	14 177	15 47	16 42
5	17 48	18 115	19 8	

** NOTE: USE RED GRID POSITIONS ONLY **

Chief Timekeeper:

Clerk of Course:

Weather & Track:

Results: www.sportstimeservices.com

Printed: 02/05/2010 09:44:59





Thundersport GB - Rounds 5 and 6

Sorted on Laps

LMB Sreetfighters

Snetterton 1.952 Miles

Race 5

02/05/2010 13:52

Race started at 13:53:00

Pos	No.	Name	Class	Make	Model	Laps	Total Tm	Diff	Best Tm	Best Spd	In Lap
1	34	Chris Matthews	Streetfighter A	Suzuki	750 A	10	12:36.618		1:14.101	94.833	9
2	10	Andrew Plaskitt	Streetfighter A	Aprilia	1000 A	10	12:47.736	11.118	1:14.877	93.850	6
3	95	Jamie Wilkins	Streetfighter A	Suzuki	750 A	10	12:52.407	15.789	1:15.340	93.273	4
4	44	Michael Riddle	Streetfighter A	Kawasaki	636 A	10	13:08.931	32.313	1:17.148	91.087	4
5	30	Barry Utting	Streetfighter B	Honda	600 B	10	13:09.067	32.449	1:17.037	91.219	5
6	22	Mark Andrew	Streetfighter A	Triumph	675 A	10	13:14.288	37.670	1:16.835	91.458	3
7	33	Andy Denyer	Streetfighter A	Triumph	675 A	10	13:19.915	43.297	1:17.922	90.182	2
8	21	Martin Stanier	Streetfighter B	Honda	600 B	10	13:38.889	1:02.271	1:20.273	87.541	2
9	77	Nigel Davis	Streetfighter B	Yamaha	600 B	10	13:47.885	1:11.267	1:20.916	86.846	4
10	48	Richard Harrison	Streetfighter B	Honda	600 B	9	12:52.564	1 Lap	1:23.426	84.233	8
11	17	Robert Norman	Streetfighter B	Honda	600 B	9	12:53.070	1 Lap	1:23.104	84.559	6
12	134	Nick Bousted	Streetfighter C	Ducati	620 C	9	13:14.421	1 Lap	1:25.737	81.962	2
13	42	Kevin Spence	Streetfighter C	Husaberg	650 C	9	13:33.540	1 Lap	1:27.724	80.106	2
14	115	Keith Warren	Streetfighter C	Kawasaki	476 C	9	13:36.175	1 Lap	1:27.299	80.496	2
15	177	Gary Paul	Streetfighter C	Honda	CRF 450	9	13:57.777	1 Lap	1:30.550	77.606	3
16	47	David Harness	Streetfighter A	Aprilia	1000 A	8	12:49.811	2 Laps	1:33.791	74.924	3
17	24	Simon Matthews	Streetfighter C	Honda	500	8	12:49.967	2 Laps	1:32.751	75.764	8
18	99	Andrew Scanlon	Streetfighter C	Honda	500	8	12:56.396	2 Laps	1:32.546	75.932	8
19	8	Mark Lumb	Streetfighter B	Ducati	900 B	8	13:41.619	2 Laps	1:39.948	70.309	2

Not classified ()

12	Lee Hardy	Streetfighter A	Aprilia	1000 A	6	8:02.603	DNF	1:17.181	91.048	2
11	Trevor Fyfe	Streetfighter B	Honda	600 B	3	4:22.368	DNF	1:23.893	83.764	2

Margin of Victory	Avg. Speed	Best Lap Tm	Best Spd	Best Lap by
11.118	92.876	1:14.101	94.833	34 - Chris Matthews

Chief Timekeeper:

Clerk of Course:

Weather & Track: Cloudy / Damp

Results: www.sportstimingservices.com





Thundersport GB - Rounds 5 and 6

Lapchart

LMB Sreetfighters

Snetterton 1.952 Miles

Race 5

02/05/2010 13:52

Race started at 13:53:00

Competitors	Laps										
	0	1	2	3	4	5	6	7	8	9	10
Lee Hardy (12)	1	12	34	34	34	34	34	34	34	34	34
Michael Riddle (44)	2	44	10	95	95	95	95	10	10	10	10
Andrew Plaskitt (10)	3	10	33	10	10	10	10	95	95	95	95
Chris Matthews (34)	4	34	95	33	22	22	22	44	44	44	44
Barry Utting (30)	5	30	44	22	33	44	44	22	22	30	30
Andy Denyer (33)	6	33	30	44	44	12	30	30	30	22	22
Mark Andrew (22)	7	22	22	30	30	30	33	33	33	33	33
Martin Stanier (21)	8	21	12	12	12	33	12	12	21	21	21
Trevor Fyfe (11)	9	11	21	21	21	21	21	77	77	77	77
Nigel Davis (77)	10	77	77	77	77	77	77	17	17	48	
Nick Bousted (134)	11	134	11	11	11	48	48	17	48	48	17
Robert Norman (17)	12	17	17	17	48	17	17	48	134	134	134
Jamie Wilkins (95)	13	95	115	48	17	134	134	134	42	42	42
Kevin Spence (42)	14	42	134	134	134	115	42	42	115	115	115
Gary Paul (177)	15	177	48	115	115	42	115	115	177	177	177
Keith Warren (115)	16	115	42	42	42	177	177	177	47	47	
Richard Harrison (48)	17	48	177	177	177	24	47	47	24	24	
Mark Lumb (8)	18	8	47	47	47	47	24	24	99	99	
David Harness (47)	19	47	24	24	24	99	99	99	8	8	
Andrew Scanlon (99)	20	99	8	99	99	8	8	8			
Simon Matthews (24)	21	24	99	8	8						

Chief Timekeeper:

Clerk of Course:

Weather & Track:

Results: www.sportstimingservices.com

Printed: 02/05/2010 14:09:49





Thundersport GB - Rounds 5 and 6

LMB Sreetfighters

Snetterton 1.952 Miles

Race 5

02/05/2010 13:52

Race started at 13:53:00

Lap	Lap Tm	Diff	Time of Day
(34) Chris Matthews			
1	1:24.230	+10.129	13:54:24.419
2	1:14.957	+0.856	13:55:39.376
3	1:14.405	+0.304	13:56:53.781
4	1:14.566	+0.465	13:58:08.347
5	1:15.946	+1.845	13:59:24.293
6	1:14.666	+0.565	14:00:38.959
7	1:14.418	+0.317	14:01:53.377
8	1:14.979	+0.878	14:03:08.356
9	1:14.101		14:04:22.457
10	1:14.234	+0.133	14:05:36.691

(10) Andrew Plaskitt			
1	1:26.421	+11.544	13:54:26.592
2	1:16.752	+1.875	13:55:43.344
3	1:15.521	+0.644	13:56:58.865
4	1:15.344	+0.467	13:58:14.209
5	1:16.439	+1.562	13:59:30.648
6	1:14.877		14:00:45.525
7	1:15.138	+0.261	14:02:00.663
8	1:15.746	+0.869	14:03:16.409
9	1:15.074	+0.197	14:04:31.483
10	1:16.326	+1.449	14:05:47.809

(95) Jamie Wilkins			
1	1:19.620	+4.280	13:54:26.671
2	1:15.935	+0.595	13:55:42.606
3	1:15.754	+0.414	13:56:58.360
4	1:15.340		13:58:13.700
5	1:16.408	+1.068	13:59:30.108
6	1:16.563	+1.223	14:00:46.671
7	1:16.514	+1.174	14:02:03.185
8	1:15.567	+0.227	14:03:18.752
9	1:15.803	+0.463	14:04:34.555
10	1:17.925	+2.585	14:05:52.480

(44) Michael Riddle			
1	1:27.063	+9.915	13:54:27.210
2	1:17.611	+0.463	13:55:44.821
3	1:18.441	+1.293	13:57:03.262
4	1:17.148		13:58:20.410
5	1:17.547	+0.399	13:59:37.957
6	1:17.353	+0.205	14:00:55.310
7	1:17.466	+0.318	14:02:12.776
8	1:18.150	+1.002	14:03:30.926
9	1:19.299	+2.151	14:04:50.225
10	1:18.779	+1.631	14:06:09.004

(30) Barry Utting			
1	1:21.900	+4.863	13:54:27.711
2	1:17.521	+0.484	13:55:45.232
3	1:18.038	+1.001	13:57:03.270
4	1:18.027	+0.990	13:58:21.297
5	1:17.037		13:59:38.334
6	1:18.308	+1.271	14:00:56.642
7	1:18.618	+1.581	14:02:15.260
8	1:18.177	+1.140	14:03:33.437
9	1:17.949	+0.912	14:04:51.386
10	1:17.754	+0.717	14:06:09.140

(22) Mark Andrew			
1	1:21.704	+4.869	13:54:27.723
2	1:16.946	+0.111	13:55:44.669
3	1:16.835		13:57:01.504
4	1:17.366	+0.531	13:58:18.870
5	1:18.998	+2.163	13:59:37.868
6	1:18.660	+1.825	14:00:56.528
7	1:18.480	+1.645	14:02:15.008
8	1:19.567	+2.732	14:03:34.575
9	1:20.394	+3.559	14:04:54.969
10	1:19.392	+2.557	14:06:14.361

(33) Andy Denyer			
1	1:20.679	+2.757	13:54:26.622
2	1:17.922		13:55:44.544
3	1:18.442	+0.520	13:57:02.986
4	1:19.989	+2.067	13:58:22.975
5	1:19.300	+1.378	13:59:42.275
6	1:20.063	+2.141	14:01:02.338
7	1:19.188	+1.266	14:02:21.526
8	1:19.052	+1.130	14:03:40.578
9	1:20.329	+2.407	14:05:00.907
10	1:19.081	+1.159	14:06:19.988

(21) Martin Stanier			
1	1:23.871	+3.598	13:54:30.002
2	1:20.273		13:55:50.275
3	1:20.398	+0.125	13:57:10.673
4	1:20.346	+0.073	13:58:31.019
5	1:21.442	+1.169	13:59:52.461
6	1:20.603	+0.330	14:01:13.064
7	1:21.314	+1.041	14:02:34.378
8	1:21.307	+1.034	14:03:55.685
9	1:21.350	+1.077	14:05:17.035
10	1:21.927	+1.654	14:06:38.962

(77) Nigel Davis			
1	1:25.142	+4.226	13:54:31.937
2	1:21.664	+0.748	13:55:53.601
3	1:21.497	+0.581	13:57:15.098
4	1:20.916		13:58:36.014
5	1:21.141	+0.225	13:59:57.155
6	1:21.706	+0.790	14:01:18.861
7	1:21.526	+0.610	14:02:40.387
8	1:23.681	+2.765	14:04:04.068
9	1:22.280	+1.364	14:05:26.348
10	1:21.610	+0.694	14:06:47.958

(48) Richard Harrison			
1	1:30.585	+7.159	13:54:38.135
2	1:25.162	+1.736	13:56:03.297
3	1:24.843	+1.417	13:57:28.140
4	1:24.635	+1.209	13:58:52.775
5	1:24.683	+1.257	14:00:17.458
6	1:24.079	+0.653	14:01:41.537
7	1:24.191	+0.765	14:03:05.728
8	1:23.426		14:04:29.154
9	1:23.483	+0.057	14:05:52.637

(17) Robert Norman			
1	1:30.339	+7.235	13:54:37.270

2	1:25.797	+2.693	13:56:03.067
3	1:25.721	+2.617	13:57:28.788
4	1:25.552	+2.448	13:58:54.340
5	1:23.921	+0.817	14:00:18.261
6	1:23.104		14:01:41.365
7	1:24.076	+0.972	14:03:05.441
8	1:23.635	+0.531	14:04:29.076
9	1:24.067	+0.963	14:05:53.143

(134) Nick Bousted			
1	1:31.179	+5.442	13:54:38.067
2	1:25.737		13:56:03.804
3	1:25.987	+0.250	13:57:29.791
4	1:26.568	+0.831	13:58:56.359
5	1:26.794	+1.057	14:00:23.153
6	1:27.185	+1.448	14:01:50.338
7	1:28.111	+2.374	14:03:18.449
8	1:28.125	+2.388	14:04:46.574
9	1:27.920	+2.183	14:06:14.494

(42) Kevin Spence			
1	1:32.322	+4.598	13:54:39.496
2	1:27.724		13:56:07.220
3	1:29.691	+1.967	13:57:36.911
4	1:28.857	+1.133	13:59:05.768
5	1:29.110	+1.386	14:00:34.878
6	1:28.700	+0.976	14:02:03.578
7	1:29.643	+1.919	14:03:33.221
8	1:29.635	+1.911	14:05:02.856
9	1:30.757	+3.033	14:06:33.613


(115) Keith Warren			
1	1:30.199	+2.900	13:54:37.721
2	1:27.299		13:56:05.020
3	1:30.072	+2.773	13:57:35.092
4	1:30.508	+3.209	13:59:05.600
5	1:29.846	+2.547	14:00:35.446
6	1:29.251	+1.952	14:02:04.697
7	1:30.151	+2.852	14:03:34.848
8	1:30.361	+3.062	14:05:05.209
9	1:31.039	+3.740	14:06:36.248

(177) Gary Paul			
1	1:35.379	+4.829	13:54:42.744
2	1:31.961	+1.411	13:56:14.705
3	1:30.550		13:57:45.255
4	1:31.160	+0.610	13:59:16.415
5	1:33.301	+2.751	14:00:49.716
6	1:31.789	+1.239	14:02:21.505
7	1:31.750	+1.200	14:03:53.255
8	1:31.556	+1.006	14:05:24.811
9	1:33.039	+2.489	14:06:57.850

(47) David Harness			
1	1:37.019	+3.228	13:54:45.151
2	1:35.973	+2.182	13:56:21.124
3	1:33.791		13:57:54.915
4	1:36.453	+2.662	13:59:31.368
5	1:34.935	+1.144	14:01:06.303
6	1:33.867	+0.076	14:02:40.170
7	1:34.958	+1.167	14:04:15.128

Chief Timekeeper:
 Clerk of Course:
 Weather & Track: Cloudy / Dry
 Results: www.sportstimingservices.com
 Printed: 02/05/2010 14:10:29





Thundersport GB - Rounds 5 and 6

LMB Sreetfighters

Snetterton 1.952 Miles

Race 5

02/05/2010 13:52

Race started at 13:53:00

Lap	Lap Tm	Diff	Time of Day
8	1:34.756	+0.965	14:05:49.884

(24) Simon Matthews

1	1:40.494	+7.743	13:54:49.241
2	1:34.466	+1.715	13:56:23.707
3	1:33.661	+0.910	13:57:57.368
4	1:33.944	+1.193	13:59:31.312
5	1:36.574	+3.823	14:01:07.886
6	1:34.046	+1.295	14:02:41.932
7	1:35.357	+2.606	14:04:17.289
8	1:32.751		14:05:50.040

(99) Andrew Scanlon

1	1:41.886	+9.340	13:54:50.349
2	1:36.825	+4.279	13:56:27.174
3	1:37.810	+5.264	13:58:04.984
4	1:34.149	+1.603	13:59:39.133
5	1:34.095	+1.549	14:01:13.228
6	1:35.114	+2.568	14:02:48.342
7	1:35.581	+3.035	14:04:23.923
8	1:32.546		14:05:56.469

(8) Mark Lumb

1	1:42.263	+2.315	13:54:50.202
2	1:39.948		13:56:30.150
3	1:40.973	+1.025	13:58:11.123
4	1:42.057	+2.109	13:59:53.180
5	1:41.548	+1.600	14:01:34.728
6	1:42.824	+2.876	14:03:17.552
7	1:42.295	+2.347	14:04:59.847
8	1:41.845	+1.897	14:06:41.692

(12) Lee Hardy

1	1:28.892	+11.711	13:54:28.965
2	1:17.181		13:55:46.146
3	1:17.436	+0.255	13:57:03.582
4	1:17.328	+0.147	13:58:20.910
5	1:22.600	+5.419	13:59:43.510
6	1:19.166	+1.985	14:01:02.676

(11) Trevor Fyfe

1	1:27.956	+4.063	13:54:34.612
2	1:23.893		13:55:58.505
3	1:23.936	+0.043	13:57:22.441

Lap	Lap Tm	Diff	Time of Day
-----	--------	------	-------------

Lap	Lap Tm	Diff	Time of Day
-----	--------	------	-------------

Chief Timekeeper:

Clerk of Course:

Weather & Track: Cloudy / Dry

Results: www.sportstimingsservices.com

Printed: 02/05/2010 14:10:29





Thundersport GB - Rounds 5 and 6

Sorted on Laps

LMB Sreetfighters

Snetterton 1.952 Miles

Race 14

02/05/2010 17:36

Race started at 17:36:48

Pos	No.	Name	Class	Make	Model	Laps	Total Tm	Diff	Best Tm	Best Spd	In Lap
1	34	Chris Matthews	Streetfighter A	Suzuki	750 A	9	11:24.971		1:14.676	94.103	3
2	10	Andrew Plaskitt	Streetfighter A	Aprilia	1000 A	9	11:34.667	9.696	1:14.997	93.700	9
3	95	Jamie Wilkins	Streetfighter A	Suzuki	750 A	9	11:35.750	10.779	1:14.864	93.866	9
4	33	Andy Denyer	Streetfighter A	Triumph	675 A	9	11:44.149	19.178	1:16.620	91.715	4
5	44	Michael Riddle	Streetfighter A	Kawasaki	636 A	9	11:45.214	20.243	1:16.429	91.944	5
6	30	Barry Utting	Streetfighter B	Honda	600 B	9	11:45.984	21.013	1:16.716	91.600	4
7	21	Martin Stanier	Streetfighter B	Honda	600 B	9	12:11.912	46.941	1:19.448	88.450	3
8	77	Nigel Davis	Streetfighter B	Yamaha	600 B	9	12:22.833	57.862	1:20.676	87.104	3
9	11	Trevor Fyfe	Streetfighter B	Honda	600 B	9	12:46.351	1:21.380	1:21.889	85.814	8
10	17	Robert Norman	Streetfighter B	Honda	600 B	9	12:48.485	1:23.514	1:22.775	84.895	7
11	48	Richard Harrison	Streetfighter B	Honda	600 B	9	12:48.558	1:23.587	1:23.509	84.149	7
12	134	Nick Bousted	Streetfighter C	Ducati	620 C	8	11:42.506	1 Lap	1:26.119	81.599	3
13	42	Kevin Spence	Streetfighter C	Husaberg	650 C	8	11:52.975	1 Lap	1:26.998	80.774	2
14	115	Keith Warren	Streetfighter C	Kawasaki	476 C	8	11:55.486	1 Lap	1:27.312	80.484	2
15	177	Gary Paul	Streetfighter C	Honda	CRF 450	8	12:15.499	1 Lap	1:29.198	78.782	6
16	47	David Harness	Streetfighter A	Aprilia	1000 A	8	12:52.043	1 Lap	1:33.790	74.925	7
17	8	Mark Lumb	Streetfighter B	Ducati	900 B	7	12:09.873	2 Laps	1:41.553	69.197	3

Margin of Victory	Avg. Speed	Best Lap Tm	Best Spd	Best Lap by
9.696	92.332	1:14.676	94.103	34 - Chris Matthews

Chief Timekeeper:

Clerk of Course:

Weather & Track: Cloudy / Dry

Results: www.sportstimingservices.com





Thundersport GB - Rounds 5 and 6

Lapchart

LMB Sreetfighters

Snetterton 1.952 Miles

Race 14

02/05/2010 17:36

Race started at 17:36:48

Competitors

Laps

	0	1	2	3	4	5	6	7	8	9
Michael Riddle (44)	1	44	34	34	34	34	34	34	34	34
Andrew Plaskitt (10)	2	10	33	10	10	10	10	10	10	10
Chris Matthews (34)	3	34	10	33	33	33	95	95	95	95
Andy Denyer (33)	4	33	44	95	95	95	44	44	44	33
Barry Utting (30)	5	30	95	44	44	44	33	33	33	44
Martin Stanier (21)	6	21	30	30	30	30	30	30	30	30
Trevor Fyfe (11)	7	11	21	21	21	21	21	21	21	21
Robert Norman (17)	8	17	77	77	77	77	77	77	77	77
Nick Bousted (134)	9	134	17	48	48	48	48	17	11	11
Nigel Davis (77)	10	77	48	17	11	11	11	17	48	17
Jamie Wilkins (95)	11	95	11	11	17	17	17	11	11	48
Kevin Spence (42)	12	42	134	134	134	134	134	134	134	134
Gary Paul (177)	13	177	115	115	115	42	42	42	42	42
Richard Harrison (48)	14	48	42	42	42	115	115	115	115	115
Keith Warren (115)	15	115	177	177	177	177	177	177	177	177
David Harness (47)	16	47	47	47	47	47	47	47	47	47
Mark Lumb (8)	17	8	8	8	8	8	8	8	8	8

Chief Timekeeper:

Clerk of Course:

Weather & Track: Cloudy / Dry

Results: www.sportstimingservices.com

Printed: 02/05/2010 17:51:32





Thundersport GB - Rounds 5 and 6

LMB Sreetfighters

Snetterton 1.952 Miles

Race 14

02/05/2010 17:36

Race started at 17:36:48

Lap	Lap Tm	Diff	Time of Day
(34) Chris Matthews			
1	1:23.954	+9.278	17:38:12.355
2	1:15.554	+0.878	17:39:27.909
3	1:14.676		17:40:42.585
4	1:15.409	+0.733	17:41:57.994
5	1:15.357	+0.681	17:43:13.351
6	1:14.972	+0.296	17:40:28.323
7	1:15.029	+0.353	17:45:43.352
8	1:15.160	+0.484	17:46:58.512
9	1:14.832	+0.156	17:48:13.344

(10) Andrew Plaskitt			
1	1:26.549	+11.552	17:38:14.944
2	1:17.179	+2.182	17:39:32.123
3	1:17.311	+2.314	17:40:49.434
4	1:15.810	+0.813	17:42:05.244
5	1:15.755	+0.758	17:43:20.999
6	1:15.699	+0.702	17:44:36.698
7	1:15.980	+0.983	17:45:52.678
8	1:15.365	+0.368	17:47:08.043
9	1:14.997		17:48:23.040

(95) Jamie Wilkins			
1	1:22.160	+7.296	17:38:16.004
2	1:17.347	+2.483	17:39:33.351
3	1:16.941	+2.077	17:40:50.292
4	1:16.392	+1.528	17:42:06.684
5	1:15.747	+0.883	17:43:22.431
6	1:15.727	+0.863	17:44:38.158
7	1:15.450	+0.586	17:45:53.608
8	1:15.651	+0.787	17:47:09.259
9	1:14.864		17:48:24.123

(33) Andy Denyer			
1	1:21.985	+5.365	17:38:14.550
2	1:18.556	+1.936	17:39:33.106
3	1:16.934	+0.314	17:40:50.040
4	1:16.620		17:42:06.660
5	1:17.969	+1.349	17:43:24.629
6	1:17.307	+0.687	17:44:41.936
7	1:16.807	+0.187	17:45:58.743
8	1:16.874	+0.254	17:47:15.617
9	1:16.905	+0.285	17:48:32.522

(44) Michael Riddle			
1	1:27.273	+10.844	17:38:15.646
2	1:17.742	+1.313	17:39:33.388
3	1:17.557	+1.128	17:40:50.945
4	1:16.520	+0.091	17:42:07.465
5	1:16.429		17:43:23.894
6	1:17.598	+1.169	17:44:41.492
7	1:17.028	+0.599	17:45:58.520
8	1:17.004	+0.575	17:47:15.524
9	1:18.063	+1.634	17:48:33.587

(30) Barry Utting			
1	1:23.821	+7.105	17:38:16.502
2	1:17.538	+0.822	17:39:34.040
3	1:17.189	+0.473	17:40:51.229
4	1:16.716		17:42:07.945

5	1:17.170	+0.454	17:43:25.115
6	1:17.259	+0.543	17:44:42.374
7	1:16.852	+0.136	17:45:59.226
8	1:16.931	+0.215	17:47:16.157
9	1:18.200	+1.484	17:48:34.357

(21) Martin Stanier			
1	1:24.802	+5.354	17:38:17.673
2	1:19.896	+0.448	17:39:37.569
3	1:19.448		17:40:57.017
4	1:19.986	+0.538	17:42:17.003
5	1:20.843	+1.395	17:43:37.846
6	1:20.421	+0.973	17:44:58.267
7	1:20.709	+1.261	17:46:18.976
8	1:20.078	+0.630	17:47:39.054
9	1:21.231	+1.783	17:49:00.285

(77) Nigel Davis			
1	1:26.510	+5.834	17:38:20.001
2	1:21.157	+0.481	17:39:41.158
3	1:20.676		17:41:01.834
4	1:20.787	+0.111	17:42:22.621
5	1:20.701	+0.025	17:43:43.322
6	1:21.519	+0.843	17:45:04.841
7	1:22.625	+1.949	17:46:27.466
8	1:21.947	+1.271	17:47:49.413
9	1:21.793	+1.117	17:49:11.206

(11) Trevor Fyfe			
1	1:30.526	+8.637	17:38:23.868
2	1:25.254	+3.365	17:39:49.122
3	1:24.012	+2.123	17:41:13.134
4	1:24.140	+2.251	17:42:37.274
5	1:24.302	+2.413	17:44:01.576
6	1:25.932	+4.043	17:45:27.508
7	1:23.019	+1.130	17:46:50.527
8	1:21.889		17:48:12.416
9	1:22.308	+0.419	17:49:34.724

(17) Robert Norman			
1	1:29.762	+6.987	17:38:23.168
2	1:25.935	+3.160	17:39:49.103
3	1:25.148	+2.373	17:41:14.251
4	1:24.340	+1.565	17:42:38.591
5	1:23.771	+0.996	17:44:02.362
6	1:24.521	+1.746	17:45:26.883
7	1:22.775		17:46:49.658
8	1:23.675	+0.900	17:48:13.333
9	1:23.525	+0.750	17:49:36.858

(48) Richard Harrison			
1	1:29.014	+5.505	17:38:23.321
2	1:24.076	+0.567	17:39:47.397
3	1:24.394	+0.885	17:41:11.791
4	1:24.164	+0.655	17:42:35.955
5	1:24.998	+1.489	17:44:00.953
6	1:25.232	+1.723	17:45:26.185
7	1:23.509		17:46:49.694
8	1:23.654	+0.145	17:48:13.348
9	1:23.583	+0.074	17:49:36.931

(134) Nick Bousted			
1	1:30.983	+4.864	17:38:24.438
2	1:26.514	+0.395	17:39:50.952
3	1:26.119		17:41:17.071
4	1:26.231	+0.112	17:42:43.302
5	1:26.374	+0.255	17:44:09.676
6	1:26.558	+0.439	17:45:36.234
7	1:26.709	+0.590	17:47:02.943
8	1:27.936	+1.817	17:48:30.879

(42) Kevin Spence			
1	1:31.521	+4.523	17:38:25.606
2	1:26.998		17:39:52.604
3	1:27.235	+0.237	17:41:19.839
4	1:27.437	+0.439	17:42:47.276
5	1:28.157	+1.159	17:44:15.433
6	1:28.382	+1.384	17:45:43.815
7	1:30.090	+3.092	17:47:13.905
8	1:27.443	+0.445	17:48:41.348

(115) Keith Warren			
1	1:30.292	+2.980	17:38:24.663
2	1:27.312		17:39:51.975
3	1:27.716	+0.404	17:41:19.691
4	1:28.678	+1.366	17:42:48.369
5	1:28.662	+1.350	17:44:17.031
6	1:28.161	+0.849	17:45:45.192
7	1:29.471	+2.159	17:47:14.663
8	1:29.196	+1.884	17:48:43.859

(177) Gary Paul			
1	1:34.700	+5.502	17:38:28.938
2	1:33.453	+4.255	17:40:02.391
3	1:31.244	+2.046	17:41:33.635
4	1:30.719	+1.521	17:43:04.354
5	1:30.624	+1.426	17:44:34.978
6	1:29.198		17:46:04.176
7	1:29.988	+0.790	17:47:34.164
8	1:29.708	+0.510	17:49:03.872

(47) David Harness			
1	1:36.524	+2.734	17:38:30.950
2	1:34.591	+0.801	17:40:05.541
3	1:35.093	+1.303	17:41:40.634
4	1:40.261	+6.471	17:43:20.895
5	1:34.807	+1.017	17:44:55.702
6	1:35.800	+2.010	17:46:31.502
7	1:33.790		17:48:05.292
8	1:35.124	+1.334	17:49:40.416

(8) Mark Lumb			
1	1:45.753	+4.200	17:38:40.603
2	1:42.496	+0.943	17:40:23.099
3	1:41.553		17:42:04.652
4	1:43.612	+2.059	17:43:48.264
5	1:42.414	+0.861	17:45:30.678
6	1:43.398	+1.845	17:47:14.076
7	1:44.170	+2.617	17:48:58.246

Chief Timekeeper:
 Clerk of Course:
 Weather & Track: Cloudy / Dry
 Results: www.sportstimingservices.com
 Printed: 02/05/2010 17:52:15





Thundersport GB - Rounds 5 and 6

Sorted on Laps

LMB Sreetfighters

Snetterton 1.952 Miles

Race 4

03/05/2010 11:46

Race started at 11:46:32

Pos	No.	Name	Class	Make	Model	Laps	Total Tm	Diff	Best Tm	Best Spd	In Lap
1	95	Jamie Wilkins	Streetfighter A	Suzuki	750 A	10	13:23.668		1:18.059	90.024	8
2	34	Chris Matthews	Streetfighter A	Suzuki	750 A	10	13:31.729	8.061	1:18.106	89.970	10
3	10	Andrew Plaskitt	Streetfighter A	Aprilia	1000 A	10	14:03.953	40.285	1:21.950	85.750	2
4	44	Michael Riddle	Streetfighter A	Kawasaki	636 A	10	14:04.343	40.675	1:21.776	85.932	7
5	30	Barry Utting	Streetfighter B	Honda	600 B	10	14:04.677	41.009	1:22.116	85.577	8
6	77	Nigel Davis	Streetfighter B	Yamaha	600 B	10	14:15.232	51.564	1:23.040	84.624	7
7	21	Martin Stanier	Streetfighter B	Honda	600 B	10	14:17.499	53.831	1:24.333	83.327	7
8	48	Richard Harrison	Streetfighter B	Honda	600 B	10	14:36.169	1:12.501	1:26.225	81.498	3
9	17	Robert Norman	Streetfighter B	Honda	600 B	9	13:23.863	1 Lap	1:27.201	80.586	9
10	11	Trevor Fyfe	Streetfighter B	Honda	600 B	9	13:55.484	1 Lap	1:30.887	77.318	3
11	115	Keith Warren	Streetfighter C	Kawasaki	476 C	9	13:56.190	1 Lap	1:31.501	76.799	7
12	42	Kevin Spence	Streetfighter C	Husaberg	650 C	9	14:06.761	1 Lap	1:32.337	76.104	7
13	22	Mark Andrew	Streetfighter A	Triumph	675 A	9	14:09.629	1 Lap	1:25.390	82.295	2
14	177	Gary Paul	Streetfighter C	Honda	CRF 450	9	14:23.180	1 Lap	1:33.770	74.941	8
15	8	Mark Lumb	Streetfighter B	Ducati	900 B	8	14:04.837	2 Laps	1:44.063	67.528	2

Not classified ()

33	Andy Denyer	Streetfighter A	Triumph	675 A	7	9:29.145	DNF		1:19.869	87.984	5
134	Nick Bousted	Streetfighter C	Ducati	620 C	1	1:44.394	DNF		1:40.733	69.761	1

Margin of Victory	Avg. Speed	Best Lap Tm	Best Spd	Best Lap by
8.061	87.439	1:18.059	90.024	95 - Jamie Wilkins

Chief Timekeeper:

Clerk of Course:

Weather & Track: Bright / Damp

Results: www.sportstiming.com





Thundersport GB - Rounds 5 and 6

Lapchart

LMB Sreetfighters

Snetterton 1.952 Miles

Race 4

03/05/2010 11:46

Race started at 11:46:32

Competitors	Laps										
	0	1	2	3	4	5	6	7	8	9	10
Michael Riddle (44)	1	44	33	33	33	95	95	95	95	95	95
Andrew Plaskitt (10)	2	10	95	95	95	33	33	33	33	34	34
Chris Matthews (34)	3	34	34	34	34	34	34	34	34	10	10
Andy Denyer (33)	4	33	10	10	10	10	10	10	10	44	44
Barry Utting (30)	5	30	22	44	44	44	44	44	44	30	30
Mark Andrew (22)	6	22	44	22	30	30	30	30	30	77	77
Martin Stanier (21)	7	21	30	30	21	21	21	21	21	21	21
Robert Norman (17)	8	17	21	21	22	77	77	77	77	48	48
Trevor Fyfe (11)	9	11	77	77	77	48	48	48	48	17	17
Nigel Davis (77)	10	77	48	48	48	17	17	17	17	11	11
Nick Bousted (134)	11	134	17	17	17	11	11	11	11	115	115
Jamie Wilkins (95)	12	95	11	11	11	115	115	115	115	42	42
Kevin Spence (42)	13	42	115	115	115	42	42	42	42	22	22
Gary Paul (177)	14	177	42	42	42	177	177	22	22	177	177
Richard Harrison (48)	15	48	177	177	177	22	22	177	177	8	
Keith Warren (115)	16	115	134	8	8	8	8	8	8		
Mark Lumb (8)	17	8	8								

Chief Timekeeper:

Clerk of Course:

Weather & Track: Bright / Damp

Results: www.sportstimingservices.com

Printed: 03/05/2010 12:04:07





Thundersport GB - Rounds 5 and 6

LMB Sreetfighters

Snetterton 1.952 Miles

Race 4

03/05/2010 11:46

Race started at 11:46:32

Lap	Lap Tm	Diff	Time of Day
(95) Jamie Wilkins			
1	1:24.627	+6.568	11:48:00.943
2	1:20.612	+2.553	11:49:21.555
3	1:19.969	+1.910	11:50:41.524
4	1:20.114	+2.055	11:52:01.638
5	1:19.007	+0.948	11:53:20.645
6	1:19.271	+1.212	11:54:39.916
7	1:18.772	+0.713	11:55:58.688
8	1:18.059		11:57:16.747
9	1:19.679	+1.620	11:58:36.426
10	1:19.796	+1.737	11:59:56.222

(34) Chris Matthews			
1	1:29.460	+11.354	11:48:02.110
2	1:21.974	+3.868	11:49:24.084
3	1:22.279	+4.173	11:50:46.363
4	1:21.293	+3.187	11:52:07.656
5	1:20.741	+2.635	11:53:28.397
6	1:19.507	+1.401	11:54:47.904
7	1:19.822	+1.716	11:56:07.726
8	1:18.717	+0.611	11:57:26.443
9	1:19.734	+1.628	11:58:46.177
10	1:18.106		12:00:04.283

(10) Andrew Plaskitt			
1	1:29.907	+7.957	11:48:02.528
2	1:21.950		11:49:24.478
3	1:22.475	+0.525	11:50:46.953
4	1:22.781	+0.831	11:52:09.734
5	1:22.942	+0.992	11:53:32.676
6	1:23.678	+1.728	11:54:56.354
7	1:24.192	+2.242	11:56:20.546
8	1:24.459	+2.509	11:57:45.005
9	1:24.565	+2.615	11:59:09.570
10	1:26.937	+4.987	12:00:36.507

(44) Michael Riddle			
1	1:31.951	+10.175	11:48:04.505
2	1:23.598	+1.822	11:49:28.103
3	1:24.036	+2.260	11:50:52.139
4	1:24.490	+2.714	11:52:16.629
5	1:24.265	+2.489	11:53:40.894
6	1:24.796	+3.020	11:55:05.690
7	1:21.776		11:56:27.466
8	1:22.854	+1.078	11:57:50.320
9	1:23.104	+1.328	11:59:13.424
10	1:23.473	+1.697	12:00:36.897

(30) Barry Utting			
1	1:30.048	+7.932	11:48:05.490
2	1:24.948	+2.832	11:49:30.438
3	1:25.109	+2.993	11:50:55.547
4	1:24.172	+2.056	11:52:19.719
5	1:23.263	+1.147	11:53:42.982
6	1:23.776	+1.660	11:55:06.758
7	1:22.267	+0.151	11:56:29.025
8	1:22.116		11:57:51.141
9	1:22.400	+0.284	11:59:13.541
10	1:23.690	+1.574	12:00:37.231

(77) Nigel Davis			
1	1:31.392	+8.352	11:48:07.479
2	1:25.407	+2.367	11:49:32.886
3	1:25.252	+2.212	11:50:58.138
4	1:25.548	+2.508	11:52:23.686
5	1:24.122	+1.082	11:53:47.808
6	1:24.939	+1.899	11:55:12.747
7	1:23.040		11:56:35.787
8	1:23.464	+0.424	11:57:59.251
9	1:23.657	+0.617	11:59:22.908
10	1:24.878	+1.838	12:00:47.786

(21) Martin Stanier			
1	1:31.102	+6.769	11:48:06.751
2	1:24.899	+0.566	11:49:31.650
3	1:24.581	+0.248	11:50:56.231
4	1:24.454	+0.121	11:52:20.685
5	1:24.510	+0.177	11:53:45.195
6	1:25.080	+0.747	11:55:10.275
7	1:24.333		11:56:34.608
8	1:25.225	+0.892	11:57:59.833
9	1:24.970	+0.637	11:59:24.803
10	1:25.250	+0.917	12:00:50.053

(48) Richard Harrison			
1	1:31.245	+5.020	11:48:08.173
2	1:26.363	+0.138	11:49:34.536
3	1:26.225		11:51:00.761
4	1:26.730	+0.505	11:52:27.491
5	1:26.873	+0.648	11:53:54.364
6	1:27.403	+1.178	11:55:21.767
7	1:26.724	+0.499	11:56:48.491
8	1:26.340	+0.115	11:58:14.831
9	1:26.453	+0.228	11:59:41.284
10	1:27.439	+1.214	12:01:08.723

(17) Robert Norman			
1	1:33.917	+6.716	11:48:09.931
2	1:28.948	+1.747	11:49:38.879
3	1:29.133	+1.932	11:51:08.012
4	1:28.731	+1.530	11:52:36.743
5	1:27.591	+0.390	11:54:04.334
6	1:28.143	+0.942	11:55:32.477
7	1:29.314	+2.113	11:57:01.791
8	1:27.425	+0.224	11:58:29.216
9	1:27.201		11:59:56.417

(11) Trevor Fyfe			
1	1:35.773	+4.886	11:48:11.802
2	1:31.285	+0.398	11:49:43.087
3	1:30.887		11:51:13.974
4	1:31.546	+0.659	11:52:45.520
5	1:31.806	+0.919	11:54:17.326
6	1:33.886	+2.999	11:55:51.212
7	1:32.124	+1.237	11:57:23.336
8	1:32.269	+1.382	11:58:55.605
9	1:32.433	+1.546	12:00:28.038

(115) Keith Warren			
1	1:36.346	+4.845	11:48:13.427
2	1:32.254	+0.753	11:49:45.681

3	1:32.098	+0.597	11:51:17.779
4	1:31.550	+0.049	11:52:49.329
5	1:31.534	+0.033	11:54:20.863
6	1:31.807	+0.306	11:55:52.670
7	1:31.501		11:57:24.171
8	1:31.769	+0.268	11:58:55.940
9	1:32.804	+1.303	12:00:28.744

(42) Kevin Spence			
1	1:37.502	+5.165	11:48:14.108
2	1:32.728	+0.391	11:49:46.836
3	1:33.264	+0.927	11:51:20.100
4	1:33.418	+1.081	11:52:53.518
5	1:33.794	+1.457	11:54:27.312
6	1:33.030	+0.693	11:56:00.342
7	1:32.337		11:57:32.679
8	1:32.814	+0.477	11:59:05.493
9	1:33.822	+1.485	12:00:39.315

(22) Mark Andrew			
1	1:28.594	+3.204	11:48:04.055
2	1:25.390		11:49:29.445
3	1:27.214	+1.824	11:50:56.659
4	2:13.106	+47.716	11:53:09.766
5	1:32.548	+7.158	11:54:42.314
6	1:27.659	+2.269	11:56:09.973
7	1:28.869	+3.479	11:57:38.842
8	1:30.120	+4.730	11:59:08.962
9	1:33.221	+7.831	12:00:42.183

(177) Gary Paul			
1	1:39.528	+5.758	11:48:16.196
2	1:34.822	+1.052	11:49:51.018
3	1:35.434	+1.664	11:51:26.452
4	1:35.336	+1.566	11:53:01.788
5	1:34.624	+0.854	11:54:36.412
6	1:35.974	+2.204	11:56:12.386
7	1:35.593	+1.823	11:57:47.979
8	1:33.770		11:59:21.749
9	1:33.985	+0.215	12:00:55.734

(8) Mark Lumb			
1	1:45.856	+1.793	11:48:23.370
2	1:44.063		11:50:07.433
3	1:44.715	+0.652	11:51:52.148
4	1:45.662	+1.599	11:53:37.810
5	1:45.374	+1.311	11:55:23.184
6	1:44.730	+0.667	11:57:07.914
7	1:44.902	+0.839	11:58:52.816
8	1:44.575	+0.512	12:00:37.391

(33) Andy Denyer			
1	1:24.278	+4.409	11:47:59.603
2	1:20.188	+0.319	11:49:19.791
3	1:20.751	+0.882	11:50:40.542
4	1:21.096	+1.227	11:52:01.638
5	1:19.869		11:53:21.507
6	1:20.295	+0.426	11:54:41.802
7	1:19.897	+0.028	11:56:01.699

(134) Nick Bousted			
---------------------------	--	--	--

Chief Timekeeper:

Clerk of Course:

Weather & Track: Bright / Drying

Results: www.sportstimingservices.com

Printed: 03/05/2010 12:06:09





Thundersport GB - Rounds 5 and 6

LMB Sreetfighters

Snetterton 1.952 Miles

Race 4

03/05/2010 11:46

Race started at 11:46:32

Lap	Lap Tm	Diff	Time of Day
1	1:40.733		11:48:16.948

Lap	Lap Tm	Diff	Time of Day
-----	--------	------	-------------

Lap	Lap Tm	Diff	Time of Day
-----	--------	------	-------------

Chief Timekeeper:

Clerk of Course:

Weather & Track: Bright / Drying

Results: www.sportstimingservices.com

Printed: 03/05/2010 12:06:09





Thundersport GB - Rounds 5 and 6

Sorted on Laps

LMB Sreetfighters

Snetterton 1.952 Miles

Race 14

03/05/2010 16:07

Race started at 16:07:19

Pos	No.	Name	Class	Make	Model	Laps	Total Tm	Diff	Best Tm	Best Spd	In Lap
1	34	Chris Matthews	Streetfighter A	Suzuki	750 A	8	10:01.413		1:13.996	94.967	7
2	95	Jamie Wilkins	Streetfighter A	Suzuki	750 A	8	10:10.369	8.956	1:15.006	93.689	5
3	10	Andrew Plaskitt	Streetfighter A	Aprilia	1000 A	8	10:10.966	9.553	1:14.107	94.825	5
4	33	Andy Denyer	Streetfighter A	Triumph	675 A	8	10:17.777	16.364	1:15.595	92.959	5
5	44	Michael Riddle	Streetfighter A	Kawasaki	636 A	8	10:20.389	18.976	1:15.964	92.507	2
6	30	Barry Utting	Streetfighter B	Honda	600 B	8	10:29.811	28.398	1:17.003	91.259	4
7	22	Mark Andrew	Streetfighter A	Triumph	675 A	8	10:34.844	33.431	1:16.848	91.443	3
8	21	Martin Stanier	Streetfighter B	Honda	600 B	8	10:47.395	45.982	1:19.424	88.477	3
9	77	Nigel Davis	Streetfighter B	Yamaha	600 B	8	10:52.402	50.989	1:19.875	87.977	3
10	11	Trevor Fyfe	Streetfighter B	Honda	600 B	7	10:10.751	1 Lap	1:23.720	83.937	7
11	17	Robert Norman	Streetfighter B	Honda	600 B	7	10:11.048	1 Lap	1:23.927	83.730	6
12	134	Nick Bousted	Streetfighter C	Ducati	620 C	7	10:19.632	1 Lap	1:26.275	81.451	4
13	42	Kevin Spence	Streetfighter C	Husaberg	650 C	7	10:37.478	1 Lap	1:29.649	78.386	4
14	177	Gary Paul	Streetfighter C	Honda	CRF 450	7	10:37.986	1 Lap	1:29.171	78.806	7
15	8	Mark Lumb	Streetfighter B	Ducati	900 B	6	10:22.136	2 Laps	1:41.242	69.410	2

Not classified ()

48	Richard Harrison	Streetfighter B	Honda	600 B	1	1:30.723	DNF	1:25.547	82.144	1
115	Keith Warren	Streetfighter C	Kawasaki	476 C		5.181	DNF	-	-	0

Margin of Victory	Avg. Speed	Best Lap Tm	Best Spd	Best Lap by
8.956	93.476	1:13.996	94.967	34 - Chris Matthews

Chief Timekeeper:

Clerk of Course:

Weather & Track: Overcast / Damp

Results: www.sportstimingservices.com





Thundersport GB - Rounds 5 and 6

Lapchart

LMB Sreetfighters

Snetterton 1.952 Miles

Race 14

03/05/2010 16:07

Race started at 16:07:19

Competitors

Laps

	0	1	2	3	4	5	6	7	8
Chris Matthews (34)	1	34	34	34	34	34	34	34	34
Andrew Plaskitt (10)	2	10	95	95	95	95	95	95	95
Michael Riddle (44)	3	44	33	33	10	10	10	10	10
Andy Denyer (33)	4	33	10	10	33	33	33	33	33
Barry Utting (30)	5	30	44	44	44	44	44	44	44
Mark Andrew (22)	6	22	30	30	30	30	30	30	30
Martin Stanier (21)	7	21	21	22	22	22	22	22	22
Nigel Davis (77)	8	77	22	21	21	21	21	21	21
Nick Bousted (134)	9	134	77	77	77	77	77	77	77
Robert Norman (17)	10	17	48	134	134	134	11	17	11
Jamie Wilkins (95)	11	95	134	11	11	11	17	11	17
Kevin Spence (42)	12	42	42	42	17	17	134	134	134
Gary Paul (177)	13	177	177	17	42	42	42	42	42
Richard Harrison (48)	14	48	17	177	177	177	177	177	177
Keith Warren (115)	15	115	11	8	8	8	8	8	8
Mark Lumb (8)	16	8	8						
Trevor Fyfe (11)	17	11							

Chief Timekeeper:


Clerk of Course:

Weather & Track: Overcast / Dry

Results: www.sportstimingservices.com

Printed: 03/05/2010 16:19:51





Thundersport GB - Rounds 5 and 6

LMB Sreetfighters

Snetterton 1.952 Miles

Race 14

03/05/2010 16:07

Race started at 16:07:19

Lap	Lap Tm	Diff	Time of Day
(34) Chris Matthews			
1	1:21.732	+7.736	16:08:41.506
2	1:14.494	+0.498	16:09:56.000
3	1:14.110	+0.114	16:11:10.110
4	1:14.513	+0.517	16:12:24.623
5	1:14.124	+0.128	16:13:38.747
6	1:14.387	+0.391	16:14:53.134
7	1:13.996		16:16:07.130
8	1:14.057	+0.061	16:17:21.187

(95) Jamie Wilkins			
1	1:18.444	+3.438	16:08:42.811
2	1:15.505	+0.499	16:09:58.316
3	1:15.061	+0.055	16:11:13.377
4	1:16.026	+1.020	16:12:29.403
5	1:15.006		16:13:44.409
6	1:15.051	+0.045	16:14:59.460
7	1:15.139	+0.133	16:16:14.599
8	1:15.544	+0.538	16:17:30.143

(10) Andrew Plaskitt			
1	1:23.901	+9.794	16:08:43.689
2	1:15.778	+1.671	16:09:59.467
3	1:14.211	+0.104	16:11:13.678
4	1:17.071	+2.964	16:12:30.749
5	1:14.107		16:13:44.856
6	1:15.008	+0.901	16:14:59.864
7	1:15.087	+0.980	16:16:14.951
8	1:15.789	+1.682	16:17:30.740

(33) Andy Denyer			
1	1:19.621	+4.026	16:08:42.865
2	1:16.463	+0.868	16:09:59.328
3	1:16.306	+0.711	16:11:15.634
4	1:15.710	+0.115	16:12:31.344
5	1:15.595		16:13:46.939
6	1:16.312	+0.717	16:15:03.251
7	1:16.614	+1.019	16:16:19.865
8	1:17.686	+2.091	16:17:37.551

(44) Michael Riddle			
1	1:24.006	+8.042	16:08:43.864
2	1:15.964		16:09:59.828
3	1:16.293	+0.329	16:11:16.121
4	1:16.289	+0.325	16:12:32.410
5	1:16.058	+0.094	16:13:48.468
6	1:16.571	+0.607	16:15:05.039
7	1:17.023	+1.059	16:16:22.062
8	1:18.101	+2.137	16:17:40.163

(30) Barry Utting			
1	1:22.263	+5.260	16:08:45.642
2	1:18.192	+1.189	16:10:03.834
3	1:17.806	+0.803	16:11:21.640
4	1:17.003		16:12:38.643
5	1:17.438	+0.435	16:13:56.081
6	1:17.431	+0.428	16:15:13.512
7	1:18.289	+1.286	16:16:31.801
8	1:17.784	+0.781	16:17:49.585

(22) Mark Andrew			
1	1:24.691	+7.843	16:08:48.177
2	1:17.766	+0.918	16:10:05.943
3	1:16.848		16:11:22.791
4	1:17.396	+0.548	16:12:40.187
5	1:17.567	+0.719	16:13:57.754
6	1:17.721	+0.873	16:15:15.475
7	1:18.446	+1.598	16:16:33.921
8	1:20.697	+3.849	16:17:54.618

(21) Martin Stanier			
1	1:24.447	+5.023	16:08:47.977
2	1:19.515	+0.091	16:10:07.492
3	1:19.424		16:11:26.916
4	1:19.871	+0.447	16:12:46.787
5	1:19.957	+0.533	16:14:06.744
6	1:19.630	+0.206	16:15:26.374
7	1:20.373	+0.949	16:16:46.747
8	1:20.422	+0.998	16:18:07.169

(77) Nigel Davis			
1	1:24.361	+4.486	16:08:48.355
2	1:20.769	+0.894	16:10:09.124
3	1:19.875		16:11:28.999
4	1:19.914	+0.039	16:12:48.913
5	1:21.407	+1.532	16:14:10.320
6	1:20.251	+0.376	16:15:30.571
7	1:20.276	+0.401	16:16:50.847
8	1:21.329	+1.454	16:18:12.176

(11) Trevor Fyfe			
1	1:32.457	+8.737	16:08:59.520
2	1:26.665	+2.945	16:10:26.185
3	1:25.335	+1.615	16:11:51.520
4	1:24.738	+1.018	16:13:16.258
5	1:25.793	+2.073	16:14:42.051
6	1:24.754	+1.034	16:16:06.805
7	1:23.720		16:17:30.525

(17) Robert Norman			
1	1:34.497	+10.570	16:08:58.569
2	1:28.065	+4.138	16:10:26.634
3	1:26.181	+2.254	16:11:52.815
4	1:24.747	+0.820	16:13:17.562
5	1:24.748	+0.821	16:14:42.310
6	1:23.927		16:16:06.237
7	1:24.585	+0.658	16:17:30.822

(134) Nick Bousted			
1	1:31.773	+5.498	16:08:55.839
2	1:26.450	+0.175	16:10:22.289
3	1:27.341	+1.066	16:11:49.630
4	1:26.275		16:13:15.905
5	1:27.376	+1.101	16:14:43.281
6	1:27.261	+0.986	16:16:10.542
7	1:28.864	+2.589	16:17:39.406

(42) Kevin Spence			
1	1:31.646	+1.997	16:08:56.192
2	1:30.112	+0.463	16:10:26.304
3	1:30.942	+1.293	16:11:57.246

(177) Gary Paul			
4	1:29.649		16:13:26.895
5	1:30.086	+0.437	16:14:56.981
6	1:30.171	+0.522	16:16:27.152
7	1:30.100	+0.451	16:17:57.252

(8) Mark Lumb			
1	1:43.133	+1.891	16:09:08.487
2	1:41.242		16:10:49.729
3	1:42.580	+1.338	16:12:32.309
4	1:42.843	+1.601	16:14:15.152
5	1:42.945	+1.703	16:15:58.097
6	1:43.813	+2.571	16:17:41.910

(48) Richard Harrison			
1	1:25.547		16:08:50.497

Chief Timekeeper:

Clerk of Course:

Weather & Track: Overcast / Dry

Results: www.sportstimingservices.com

Printed: 03/05/2010 16:21:22





Thundersport GB - Rounds 5 and 6

Sorted on Best Lap time

Michelin Thundersport GP2 & Minitwin Cup

Snetterton 1.952 Miles

1st Qualifying

01/05/2010 14:14

Practice started at 14:14:11

Pos	No.	Name	Class	Make	Model	Best Tm	In Lap	Diff	2nd Best	2nd Lap
1	111	Alex Heaton	GP2	Ducati	800	1:16.114	8		1:16.391	5
2	14	Will Hodgson	GP2	Aprilia	450	1:16.491	10	0.377	1:16.505	8
3	25	Ben Gautrey	GP2	Aprilia	450	1:16.501	8	0.387	1:16.613	5
4	7	Alex Hutchinson	GP2	Kawasaki	400	1:16.568	5	0.454	1:16.639	8
5	2	Alec Collinson	GP2	Kawasaki	400	1:16.570	4	0.456	1:16.946	10
6	19	Jamie Morris	Minitwin	Suzuki	650 M	1:16.635	10	0.521	1:16.857	9
7	35	Clive White	Minitwin	Suzuki	650 M	1:17.037	5	0.923	1:17.517	6
8	101	Andy Lawson	Minitwin	Suzuki	650 M	1:17.157	4	1.043	1:17.385	6
9	17	Ian Popplewell	Minitwin	Kawasaki	650 M	1:17.638	4	1.524	1:17.831	5
10	30	Liam Shellcock	GP2	Aprilia	450	1:17.742	4	1.628	1:17.893	5
11	100	Connor Tagg	GP2	Aprilia	450	1:18.114	10	2.000	1:18.294	7
12	199	David Morris	Minitwin	Suzuki	650 M	1:18.282	8	2.168	1:18.474	9
13	94	Phil Page	GP2	Aprilia	450	1:19.610	10	3.496	1:20.168	5
14	86	Chris Boland	Minitwin	Suzuki	650 M	1:20.101	9	3.987	1:20.425	10
15	22	Sam Nicholson	Minitwin	Suzuki	650 M	1:20.407	10	4.293	1:20.722	4
16	84	Maria Costello	GP2	Honda	450	1:21.010	10	4.896	1:21.349	9
17	36	Marco George	Minitwin	Suzuki	650 M	1:21.383	10	5.269	1:21.660	4
18	88	Andrew Bright	Minitwin	Suzuki	650 M	1:21.882	10	5.768	1:22.142	9
19	55	Phil Cox	GP2	Yamaha	400	1:22.497	10	6.383	1:22.687	5
20	73	Charlie Mowbray	GP2	Suzuki	650	1:22.787	10	6.673	1:23.445	9
21	80	Acea Webb	GP2	Aprilia	450	1:22.955	10	6.841	1:23.296	4
22	15	Leigh Hutchinson	Minitwin	Suzuki	650 M	1:23.562	10	7.448	1:24.032	8
23	99	Mike Lawson	Minitwin	Kawasaki	650 M	1:26.271	9	10.157	1:26.863	7
24	5	Paul Maxfield	GP2	Honda	400	1:30.103	2	13.989	1:30.609	4

Chief Timekeeper:

Clerk of Course:

Weather & Track: Bright / Dry

Results: www.sportstimingsservices.com

Printed: 01/05/2010 14:30:14





Thundersport GB - Rounds 5 and 6

Sorted on Best Lap time

Michelin Thundersport GP2 & Minitwin Cup

Snetterton 1.952 Miles

2nd Qualifying

02/05/2010 09:11

Practice started at 9:11:54

Pos	No.	Name	Class	Make	Model	Best Tm	In Lap	Diff	2nd Best	2nd Lap
1	101	Andy Lawson	Minitwin	Suzuki	650 M	1:29.435	3		1:30.334	2
2	14	Will Hodgson	GP2	Aprilia	450	1:30.634	3	1.199	1:31.872	2
3	35	Clive White	Minitwin	Suzuki	650 M	1:32.132	4	2.697	1:32.147	5
4	30	Liam Shellcock	GP2	Aprilia	450	1:32.795	4	3.360	1:35.695	3
5	100	Connor Tagg	GP2	Aprilia	450	1:33.371	3	3.936	1:35.783	2
6	17	Ian Popplewell	Minitwin	Kawasaki	650 M	1:34.036	5	4.601	1:36.261	4
7	86	Chris Boland	Minitwin	Suzuki	650 M	1:35.267	3	5.832	1:35.644	2
8	25	Ben Gautrey	GP2	Aprilia	450	1:35.605	5	6.170	1:38.662	4
9	84	Maria Costello	GP2	Honda	450	1:35.665	3	6.230	1:39.095	2
10	22	Sam Nicholson	Minitwin	Suzuki	650 M	1:36.424	4	6.989	1:37.677	3
11	199	David Morris	Minitwin	Suzuki	650 M	1:36.526	5	7.091	1:37.543	4
12	111	Alex Heaton	GP2	Ducati	800	1:36.626	1	7.191	10:55.052	2
13	55	Phil Cox	GP2	Yamaha	400	1:36.982	5	7.547	1:37.671	4
14	73	Charlie Mowbray	GP2	Suzuki	650	1:37.395	4	7.960	1:37.477	5
15	88	Andrew Bright	Minitwin	Suzuki	650 M	1:37.906	5	8.471	1:40.893	4
16	94	Phil Page	GP2	Aprilia	450	1:38.133	4	8.698	1:38.794	3
17	99	Mike Lawson	Minitwin	Kawasaki	650 M	1:38.485	2	9.050	1:43.744	1
18	19	Jamie Morris	Minitwin	Suzuki	650 M	1:38.747	5	9.312	1:40.047	4
19	80	Acea Webb	GP2	Aprilia	450	1:43.042	3	13.607	1:46.051	2
20	2	Alec Collinson	GP2	Kawasaki	400	1:44.571	2	15.136	1:56.417	1
21	15	Leigh Hutchinson	Minitwin	Suzuki	650 M		0			0
22	36	Marco George	Minitwin	Suzuki	650 M		0			0

Announcements

*** No Transponder - 86 ***

Chief Timekeeper:

Clerk of Course:

Weather & Track: Cloudy / Damp

Results: www.sportstimingsservices.com

Printed: 02/05/2010 09:32:52





Thundersport GB - Rounds 5 and 6

Michelin Thundersport GP2 & Minitwin Cup

Snetterton 1.952 Miles

Qualifying Overall

Pos	No.	Name	Class	Make	Model	Overall BestTm	R1. Best Tm	R2. Best Tm	Diff
1	111	Alex Heaton	GP2	Ducati	800	1:16.114	1:16.114	1:36.626	
2	14	Will Hodgson	GP2	Aprilia	450	1:16.491	1:16.491	1:30.634	0.377
3	25	Ben Gautrey	GP2	Aprilia	450	1:16.501	1:16.501	1:35.605	0.387
4	7	Alex Hutchinson	GP2	Kawasaki	400	1:16.568	1:16.568		0.454
5	2	Alec Collinson	GP2	Kawasaki	400	1:16.570	1:16.570	1:44.571	0.456
6	19	Jamie Morris	Minitwin	Suzuki	650 M	1:16.635	1:16.635	1:38.747	0.521
7	35	Clive White	Minitwin	Suzuki	650 M	1:17.037	1:17.037	1:32.132	0.923
8	101	Andy Lawson	Minitwin	Suzuki	650 M	1:17.157	1:17.157	1:29.435	1.043
9	17	Ian Popplewell	Minitwin	Kawasaki	650 M	1:17.638	1:17.638	1:34.036	1.524
10	30	Liam Shellcock	GP2	Aprilia	450	1:17.742	1:17.742	1:32.795	1.628
11	100	Connor Tagg	GP2	Aprilia	450	1:18.114	1:18.114	1:33.371	2.000
12	199	David Morris	Minitwin	Suzuki	650 M	1:18.282	1:18.282	1:36.526	2.168
13	94	Phil Page	GP2	Aprilia	450	1:19.610	1:19.610	1:38.133	3.496
14	86	Chris Boland	Minitwin	Suzuki	650 M	1:20.101	1:20.101	1:35.267	3.987
15	22	Sam Nicholson	Minitwin	Suzuki	650 M	1:20.407	1:20.407	1:36.424	4.293
16	84	Maria Costello	GP2	Honda	450	1:21.010	1:21.010	1:35.665	4.896
17	36	Marco George	Minitwin	Suzuki	650 M	1:21.383	1:21.383		5.269
18	88	Andrew Bright	Minitwin	Suzuki	650 M	1:21.882	1:21.882	1:37.906	5.768
19	55	Phil Cox	GP2	Yamaha	400	1:22.497	1:22.497	1:36.982	6.383
20	73	Charlie Mowbray	GP2	Suzuki	650	1:22.787	1:22.787	1:37.395	6.673
21	80	Acea Webb	GP2	Aprilia	450	1:22.955	1:22.955	1:43.042	6.841
22	15	Leigh Hutchinson	Minitwin	Suzuki	650 M	1:23.562	1:23.562		7.448
23	99	Mike Lawson	Minitwin	Kawasaki	650 M	1:26.271	1:26.271	1:38.485	10.157
24	5	Paul Maxfield	GP2	Honda	400	1:30.103	1:30.103		13.989

Chief Timekeeper:

Clerk of Course:

Weather & Track:

Results: www.sportstimingservices.com

Printed: 02/05/2010 09:31:27






Thundersport GB - Rounds 5 and 6

Snetterton 1.952 Miles

Michelin Thundersport GP2 & Minitwin Cup

02/05/2010

Sunday Race 2 & 12, Monday Race 2 & 12



POLE POSITION

** NOTE: USE RED GRID POSITIONS ONLY **

1	1 111	2 14	3 25	4 7
2	5 2	6 19	7 35	8 101
3	9 17	10 30	11 100	12 199
4	13 94	14 86	15 22	16 84
5	17 36	18 88	19 55	20 73
6	21 80	22 15	23 99	24 5

** NOTE: USE RED GRID POSITIONS ONLY **

Chief Timekeeper:

Clerk of Course:

Weather & Track:

Results: www.sportstimeservices.com

Printed: 02/05/2010 09:36:55





Thundersport GB - Rounds 5 and 6

Sorted on Laps

Michelin Thundersport GP2 & Minitwin Cup

Snetterton 1.952 Miles

Race 2

02/05/2010 12:15

Race started at 12:15:42

Pos	No.	Name	Class	Make	Model	Laps	Total Tm	Diff	Best Tm	Best Spd	In Lap
1	14	Will Hodgson	GP2	Aprilia	450	6	8:35.837		1:24.461	83.201	6
2	7	Alex Hutchinson	GP2	Kawasaki	400	6	8:36.037	0.200	1:24.164	83.494	4
3	101	Andy Lawson	Minitwin	Suzuki	650 M	6	8:37.960	2.123	1:25.129	82.548	5
4	2	Alec Collinson	GP2	Kawasaki	400	6	8:42.902	7.065	1:25.102	82.574	4
5	35	Clive White	Minitwin	Suzuki	650 M	6	8:43.886	8.049	1:26.001	81.711	3
6	25	Ben Gautrey	GP2	Aprilia	450	6	8:46.946	11.109	1:25.531	82.160	6
7	100	Connor Tagg	GP2	Aprilia	450	6	8:48.470	12.633	1:25.576	82.116	6
8	199	David Morris	Minitwin	Suzuki	650 M	6	8:55.623	19.786	1:26.979	80.792	5
9	86	Chris Boland	Minitwin	Suzuki	650 M	6	8:58.099	22.262	1:27.103	80.677	6
10	19	Jamie Morris	Minitwin	Suzuki	650 M	6	8:59.337	23.500	1:26.710	81.043	5
11	94	Phil Page	GP2	Aprilia	450	6	9:00.320	24.483	1:27.805	80.032	3
12	17	Ian Popplewell	Minitwin	Kawasaki	650 M	6	9:03.051	27.214	1:28.384	79.508	6
13	30	Liam Shellcock	GP2	Aprilia	450	6	9:03.512	27.675	1:28.563	79.347	5
14	55	Phil Cox	GP2	Yamaha	400	6	9:18.417	42.580	1:30.164	77.938	4
15	88	Andrew Bright	Minitwin	Suzuki	650 M	6	9:25.119	49.282	1:30.521	77.631	5
16	99	Mike Lawson	Minitwin	Kawasaki	650 M	6	9:27.486	51.649	1:32.360	76.085	5
17	15	Leigh Hutchinson	Minitwin	Suzuki	650 M	6	9:29.479	53.642	1:33.055	75.517	4
18	80	Acea Webb	GP2	Aprilia	450	6	9:40.552	1:04.715	1:34.685	74.217	3

Not classified (0)

84	Maria Costello	GP2	Honda	450	5	7:34.827	DNF	1:28.582	79.330	3
73	Charlie Mowbray	GP2	Suzuki	650	5	7:58.514	DNF	1:31.823	76.530	4
5	Paul Maxfield	GP2	Honda	400	3	5:06.017	DNF	1:38.509	71.336	2
22	Sam Nicholson	Minitwin	Suzuki	650 M	1	1:40.652	DNF	1:37.406	72.143	1

Margin of Victory	Avg. Speed	Best Lap Tm	Best Spd	Best Lap by
0.200	81.737	1:24.164	83.494	7 - Alex Hutchinson

Chief Timekeeper:

Clerk of Course:

Weather & Track: Cloudy / Damp

Results: www.sportstimingservices.com





Thundersport GB - Rounds 5 and 6

Lapchart

Michelin Thundersport GP2 & Minitwin Cup

Snetterton 1.952 Miles

Race 2

02/05/2010 12:15

Race started at 12:15:42

Competitors	Laps						
	0	1	2	3	4	5	6
Will Hodgson (14)	1	14	14	14	14	14	14
Ben Gautrey (25)	2	25	101	101	101	7	7
Alex Hutchinson (7)	3	7	2	7	7	101	101
Andy Lawson (101)	4	101	35	35	35	2	2
Alec Collinson (2)	5	2	7	2	2	35	35
Clive White (35)	6	35	25	25	25	25	25
Jamie Morris (19)	7	19	100	100	100	100	100
Ian Popplewell (17)	8	17	17	17	199	199	199
Connor Tagg (100)	9	100	19	199	94	86	86
Liam Shellcock (30)	10	30	199	19	86	94	19
David Morris (199)	11	199	30	94	17	19	94
Sam Nicholson (22)	12	22	94	30	19	17	17
Chris Boland (86)	13	86	86	86	30	84	30
Andrew Bright (88)	14	88	15	84	84	30	84
Phil Page (94)	15	94	84	15	55	55	88
Maria Costello (84)	16	84	22	55	15	15	88
Phil Cox (55)	17	55	88	88	88	88	99
Leigh Hutchinson (15)	18	15	99	99	99	99	15
Charlie Mowbray (73)	19	73	55	80	80	73	73
Mike Lawson (99)	20	99	80	73	73	80	80
Acea Webb (80)	21	80	73	5	5		
Paul Maxfield (5)	22	5	5				

Chief Timekeeper:

Clerk of Course:

Weather & Track: Cloudy / Damp

Results: www.sportstimingservices.com

Printed: 02/05/2010 12:29:42





Thundersport GB - Rounds 5 and 6

Michelin Thundersport GP2 & Minitwin Cup

Snetterton 1.952 Miles

Race 2

02/05/2010 12:15

Race started at 12:15:42

Lap Lap Tm Diff Time of Day

(14) Will Hodgson

1	1:30.694	+6.233	12:17:13.448
2	1:25.356	+0.895	12:18:38.804
3	1:25.509	+1.048	12:20:04.313
4	1:24.996	+0.535	12:21:29.309
5	1:24.821	+0.360	12:22:54.130
6	1:24.461		12:24:18.591

(7) Alex Hutchinson

1	1:32.247	+8.083	12:17:16.087
2	1:24.812	+0.648	12:18:40.899
3	1:24.624	+0.460	12:20:05.523
4	1:24.164		12:21:29.687
5	1:24.623	+0.459	12:22:54.310
6	1:24.481	+0.317	12:24:18.791

(101) Andy Lawson

1	1:29.258	+4.129	12:17:13.850
2	1:25.566	+0.437	12:18:39.416
3	1:25.444	+0.315	12:20:04.860
4	1:25.463	+0.334	12:21:30.323
5	1:25.129		12:22:55.452
6	1:25.262	+0.133	12:24:20.714

(2) Alec Collinson

1	1:30.956	+5.854	12:17:15.680
2	1:26.932	+1.830	12:18:42.612
3	1:26.140	+1.038	12:20:08.752
4	1:25.102		12:21:33.854
5	1:26.062	+0.960	12:22:59.916
6	1:25.740	+0.638	12:24:25.656

(35) Clive White

1	1:30.845	+4.844	12:17:15.683
2	1:26.405	+0.404	12:18:42.088
3	1:26.001		12:20:08.089
4	1:26.038	+0.037	12:21:34.127
5	1:26.497	+0.496	12:23:00.624
6	1:26.016	+0.015	12:24:26.640

(25) Ben Gautrey

1	1:33.891	+8.360	12:17:17.054
2	1:28.188	+2.657	12:18:45.242
3	1:26.987	+1.456	12:20:12.229
4	1:26.051	+0.520	12:21:38.280
5	1:25.889	+0.358	12:23:04.169
6	1:25.531		12:24:29.700

(100) Connor Tagg

1	1:33.024	+7.448	12:17:18.243
2	1:28.118	+2.542	12:18:46.361
3	1:27.164	+1.588	12:20:13.525
4	1:26.472	+0.896	12:21:39.997
5	1:25.651	+0.075	12:23:05.648
6	1:25.576		12:24:31.224

(199) David Morris

1	1:33.885	+6.906	12:17:19.679
2	1:30.148	+3.169	12:18:49.827
3	1:27.147	+0.168	12:20:16.974

Lap Lap Tm Diff Time of Day

(86) Chris Boland

4	1:27.211	+0.232	12:21:44.185
5	1:26.979		12:23:11.164
6	1:27.213	+0.234	12:24:38.377
1	1:35.994	+8.891	12:17:22.064
2	1:28.426	+1.323	12:18:50.490
3	1:27.859	+0.756	12:20:18.349
4	1:27.436	+0.333	12:21:45.785
5	1:27.965	+0.862	12:23:13.750
6	1:27.103		12:24:40.853

(19) Jamie Morris

1	1:34.573	+7.863	12:17:19.570
2	1:30.294	+3.584	12:18:49.864
3	1:29.466	+2.756	12:20:19.330
4	1:28.992	+2.282	12:21:48.322
5	1:26.710		12:23:15.032
6	1:27.059	+0.349	12:24:42.091

(94) Phil Page

1	1:34.073	+6.268	12:17:20.513
2	1:29.780	+1.975	12:18:50.293
3	1:27.805		12:20:18.098
4	1:28.082	+0.277	12:21:46.180
5	1:28.111	+0.306	12:23:14.291
6	1:28.783	+0.978	12:24:43.074

(17) Ian Popplewell

1	1:34.044	+5.660	12:17:19.160
2	1:30.156	+1.772	12:18:49.316
3	1:29.731	+1.347	12:20:19.047
4	1:29.489	+1.105	12:21:48.536
5	1:28.885	+0.501	12:23:17.421
6	1:28.384		12:24:45.805

(30) Liam Shellcock

1	1:34.391	+5.828	12:17:19.885
2	1:30.592	+2.029	12:18:50.477
3	1:29.067	+0.504	12:20:19.544
4	1:29.439	+0.876	12:21:48.983
5	1:28.563		12:23:17.546
6	1:28.720	+0.157	12:24:46.266

(55) Phil Cox

1	1:38.181	+8.017	12:17:24.932
2	1:32.134	+1.970	12:18:57.066
3	1:32.441	+2.277	12:20:29.507
4	1:30.164		12:21:59.671
5	1:30.955	+0.791	12:23:30.626
6	1:30.545	+0.381	12:25:01.171

(88) Andrew Bright

1	1:37.898	+7.377	12:17:24.241
2	1:33.929	+3.408	12:18:58.170
3	1:33.240	+2.719	12:20:31.410
4	1:33.117	+2.596	12:22:04.527
5	1:30.521		12:23:35.048
6	1:32.825	+2.304	12:25:07.873

(99) Mike Lawson

Lap Lap Tm Diff Time of Day

1	1:37.750	+5.390	12:17:24.644
2	1:34.612	+2.252	12:18:59.256
3	1:32.508	+0.148	12:20:31.764
4	1:33.198	+0.838	12:22:04.962
5	1:32.360		12:23:37.322
6	1:32.918	+0.558	12:25:10.240

(15) Leigh Hutchinson

1	1:35.421	+2.366	12:17:22.224
2	1:34.708	+1.653	12:18:56.932
3	1:34.016	+0.961	12:20:30.948
4	1:33.055		12:22:04.003
5	1:33.932	+0.877	12:23:37.935
6	1:34.298	+1.243	12:25:12.233

(80) Acea Webb

1	1:39.813	+5.128	12:17:27.179
2	1:34.917	+0.232	12:19:02.096
3	1:34.685		12:20:36.781
4	1:35.266	+0.581	12:22:12.047
5	1:35.485	+0.800	12:23:47.532
6	1:35.774	+1.089	12:25:23.306

(84) Maria Costello

1	1:35.732	+7.150	12:17:22.289
2	1:29.321	+0.739	12:18:51.610
3	1:28.582		12:20:20.192
4	1:28.781	+0.199	12:21:48.973
5	1:28.608	+0.026	12:23:17.581

(73) Charlie Mowbray

1	1:41.184	+9.361	12:17:27.997
2	1:35.849	+4.026	12:19:03.846
3	1:33.628	+1.805	12:20:37.474
4	1:31.823		12:22:09.297
5	1:31.971	+0.148	12:23:41.268

(5) Paul Maxfield

1	1:43.274	+4.765	12:17:30.731
2	1:38.509		12:19:09.240
3	1:39.531	+1.022	12:20:48.771

(22) Sam Nicholson

1	1:37.406		12:17:23.406
---	----------	--	--------------

Chief Timekeeper:

Clerk of Course:

Weather & Track: Cloudy / Damp

Results: www.sportstimingservices.com

Printed: 02/05/2010 12:30:33





Thundersport GB - Rounds 5 and 6

Sorted on Laps

Michelin Thundersport GP2 & Minitwin Cup

Snetterton 1.952 Miles

Race 12

02/05/2010 16:41

Race started at 16:42:01

Pos	No.	Name	Class	Make	Model	Laps	Total Tm	Diff	Best Tm	Best Spd	In Lap
1	7	Alex Hutchinson	GP2	Kawasaki	400	10	12:55.062		1:15.525	93.045	10
2	2	Alec Collinson	GP2	Kawasaki	400	10	12:56.086	1.024	1:16.020	92.439	7
3	14	Will Hodgson	GP2	Aprilia	450	10	12:57.948	2.886	1:16.551	91.798	6
4	101	Andy Lawson	Minitwin	Suzuki	650 M	10	13:03.531	8.469	1:17.089	91.157	6
5	17	Ian Popplewell	Minitwin	Kawasaki	650 M	10	13:03.854	8.792	1:16.942	91.331	9
6	35	Clive White	Minitwin	Suzuki	650 M	10	13:12.930	17.868	1:18.009	90.082	7
7	19	Jamie Morris	Minitwin	Suzuki	650 M	10	13:15.636	20.574	1:17.821	90.300	9
8	30	Liam Shellcock	GP2	Aprilia	450	10	13:28.483	33.421	1:19.438	88.461	2
9	94	Phil Page	GP2	Aprilia	450	10	13:37.964	42.902	1:20.521	87.272	9
10	86	Chris Boland	Minitwin	Suzuki	650 M	10	13:59.264	1:04.202	1:21.717	85.994	10
11	88	Andrew Bright	Minitwin	Suzuki	650 M	10	13:59.642	1:04.580	1:22.191	85.498	10
12	55	Phil Cox	GP2	Yamaha	400	10	14:03.462	1:08.400	1:22.886	84.782	8
13	22	Sam Nicholson	Minitwin	Suzuki	650 M	10	14:03.733	1:08.671	1:22.659	85.014	9
14	73	Charlie Mowbray	GP2	Suzuki	650	10	14:09.605	1:14.543	1:22.186	85.504	10
15	99	Mike Lawson	Minitwin	Kawasaki	650 M	10	14:09.680	1:14.618	1:22.884	84.784	10
16	80	Acea Webb	GP2	Aprilia	450	10	14:19.820	1:24.758	1:23.766	83.891	9
17	5	Paul Maxfield	GP2	Honda	400	9	13:43.613	1 Lap	1:29.109	78.861	8

Not classified (0)

25	Ben Gautrey	GP2	Aprilia	450	9	11:40.507	DNF	1:16.428	91.945	7
111	Alex Heaton	GP2	Ducati	800	9	11:41.641	DNF	1:16.565	91.781	9
15	Leigh Hutchinson	Minitwin	Suzuki	650 M	2	3:06.193	DNF	1:29.114	78.856	2
199	David Morris	Minitwin	Suzuki	650 M	1	1:27.794	DNF	1:23.870	83.787	1

Margin of Victory	Avg. Speed	Best Lap Tm	Best Spd	Best Lap by
1.024	90.666	1:15.525	93.045	7 - Alex Hutchinson

Chief Timekeeper:

Clerk of Course:

Weather & Track: Cloudy / Dry

Results: www.sportstimingservices.com





Thundersport GB - Rounds 5 and 6

Lapchart

Michelin Thundersport GP2 & Minitwin Cup

Snetterton 1.952 Miles

Race 12

02/05/2010 16:41

Race started at 16:42:01

Competitors	Laps										
	0	1	2	3	4	5	6	7	8	9	10
Ben Gautrey (25)	1	25	14	14	14	14	14	14	2	2	7
Alex Heaton (111)	2	111	25	25	25	25	25	25	14	7	2
Will Hodgson (14)	3	14	35	2	2	2	2	2	7	14	14
Alex Hutchinson (7)	4	7	111	111	111	7	7	7	25	25	101
Andy Lawson (101)	5	101	2	7	7	111	111	111	111	111	17
Alec Collinson (2)	6	2	7	101	101	101	101	101	101	101	35
Clive White (35)	7	35	17	35	17	17	17	17	17	17	19
Jamie Morris (19)	8	19	101	17	35	35	35	35	35	35	30
Ian Popplewell (17)	9	17	30	30	19	19	19	19	19	19	94
Liam Shellcock (30)	10	30	19	19	30	30	30	30	30	30	86
David Morris (199)	11	199	199	94	94	94	94	94	94	94	88
Chris Boland (86)	12	86	94	86	86	88	88	88	88	88	55
Phil Page (94)	13	94	86	88	88	86	86	86	86	86	22
Sam Nicholson (22)	14	22	88	99	55	55	55	55	55	55	73
Andrew Bright (88)	15	88	99	55	99	22	22	22	22	22	99
Phil Cox (55)	16	55	55	22	22	99	99	99	99	99	80
Mike Lawson (99)	17	99	73	73	73	73	73	73	73	73	
Charlie Mowbray (73)	18	73	22	80	80	80	80	80	80	80	80
Leigh Hutchinson (15)	19	15	15	15	5	5	5	5	5	5	5
Acea Webb (80)	20	80	80	5							
Paul Maxfield (5)	21	5	5								

Chief Timekeeper:

Clerk of Course:

Weather & Track: Cloudy / Dry

Results: www.sportstimingservices.com

Printed: 02/05/2010 16:59:05





Thundersport GB - Rounds 5 and 6

Michelin Thundersport GP2 & Minitwin Cup

Snetterton 1.952 Miles

Race 12

02/05/2010 16:41

Race started at 16:42:01

Lap	Lap Tm	Diff	Time of Day
(7) Alex Hutchinson			
1	1:23.503	+7.978	16:43:26.791
2	1:18.012	+2.487	16:44:44.803
3	1:17.049	+1.524	16:46:01.852
4	1:16.441	+0.916	16:47:18.293
5	1:16.644	+1.119	16:48:34.937
6	1:16.850	+1.325	16:49:51.787
7	1:16.465	+0.940	16:51:08.252
8	1:16.227	+0.702	16:52:24.479
9	1:16.220	+0.695	16:53:40.699
10	1:15.525		16:54:56.224

Lap	Lap Tm	Diff	Time of Day
(2) Alec Collinson			
1	1:22.516	+6.496	16:43:26.768
2	1:17.170	+1.150	16:44:43.938
3	1:17.267	+1.247	16:46:01.205
4	1:16.442	+0.422	16:47:17.647
5	1:16.985	+0.965	16:48:34.632
6	1:17.086	+1.066	16:49:51.718
7	1:16.020		16:51:07.738
8	1:16.238	+0.218	16:52:23.976
9	1:16.475	+0.455	16:53:40.451
10	1:16.797	+0.777	16:54:57.248

Lap	Lap Tm	Diff	Time of Day
(14) Will Hodgson			
1	1:23.518	+6.967	16:43:24.763
2	1:17.259	+0.708	16:44:42.022
3	1:17.198	+0.647	16:45:59.220
4	1:17.247	+0.696	16:47:16.467
5	1:16.956	+0.405	16:48:33.423
6	1:16.551		16:49:49.974
7	1:16.937	+0.386	16:51:06.911
8	1:17.448	+0.897	16:52:24.359
9	1:16.883	+0.332	16:53:41.242
10	1:17.868	+1.317	16:54:59.110

Lap	Lap Tm	Diff	Time of Day
(101) Andy Lawson			
1	1:23.247	+6.158	16:43:27.443
2	1:17.808	+0.719	16:44:45.251
3	1:17.660	+0.571	16:46:02.911
4	1:17.247	+0.158	16:47:20.158
5	1:17.556	+0.467	16:48:37.714
6	1:17.089		16:49:54.803
7	1:17.458	+0.369	16:51:12.261
8	1:17.199	+0.110	16:52:29.460
9	1:17.346	+0.257	16:53:46.806
10	1:17.887	+0.798	16:55:04.693

Lap	Lap Tm	Diff	Time of Day
(17) Ian Popplewell			
1	1:22.489	+5.547	16:43:27.275
2	1:18.204	+1.262	16:44:45.479
3	1:17.527	+0.585	16:46:03.006
4	1:17.736	+0.794	16:47:20.742
5	1:17.276	+0.334	16:48:38.018
6	1:17.255	+0.313	16:49:55.273
7	1:17.791	+0.849	16:51:13.064
8	1:17.139	+0.197	16:52:30.203
9	1:16.942		16:53:47.145
10	1:17.871	+0.929	16:55:05.016

Lap	Lap Tm	Diff	Time of Day
(35) Clive White			
1	1:21.887	+3.878	16:43:26.194
2	1:19.162	+1.153	16:44:45.356
3	1:18.691	+0.682	16:46:04.047
4	1:18.334	+0.325	16:47:22.381
5	1:19.290	+1.281	16:48:41.671
6	1:18.143	+0.134	16:49:59.814
7	1:18.009		16:51:17.823
8	1:18.294	+0.285	16:52:36.117
9	1:18.043	+0.034	16:53:54.160
10	1:19.932	+1.923	16:55:14.092

Lap	Lap Tm	Diff	Time of Day
(19) Jamie Morris			
1	1:24.316	+6.495	16:43:28.753
2	1:19.050	+1.229	16:44:47.803
3	1:18.557	+0.736	16:46:06.360
4	1:18.722	+0.901	16:47:25.082
5	1:18.535	+0.714	16:48:43.617
6	1:18.649	+0.828	16:50:02.266
7	1:18.392	+0.571	16:51:20.658
8	1:18.546	+0.725	16:52:39.204
9	1:17.821		16:53:57.025
10	1:19.773	+1.952	16:55:16.798

Lap	Lap Tm	Diff	Time of Day
(30) Liam Shellcock			
1	1:22.965	+3.527	16:43:27.915
2	1:19.438		16:44:47.353
3	1:20.044	+0.606	16:46:07.397
4	1:19.777	+0.339	16:47:27.174
5	1:20.062	+0.624	16:48:47.236
6	1:19.703	+0.265	16:50:06.939
7	1:20.025	+0.587	16:51:26.964
8	1:19.685	+0.247	16:52:46.649
9	1:20.422	+0.984	16:54:07.071
10	1:22.574	+3.136	16:55:29.645

Lap	Lap Tm	Diff	Time of Day
(94) Phil Page			
1	1:24.398	+3.877	16:43:29.895
2	1:21.447	+0.926	16:44:51.342
3	1:21.673	+1.152	16:46:13.015
4	1:20.669	+0.148	16:47:33.684
5	1:20.856	+0.335	16:48:54.540
6	1:21.051	+0.530	16:50:15.591
7	1:20.889	+0.368	16:51:36.480
8	1:20.666	+0.145	16:52:57.146
9	1:20.521		16:54:17.667
10	1:21.459	+0.938	16:55:39.126

Lap	Lap Tm	Diff	Time of Day
(86) Chris Boland			
1	1:25.616	+3.899	16:43:31.075
2	1:23.568	+1.851	16:44:54.643
3	1:24.198	+2.481	16:46:18.841
4	1:24.578	+2.861	16:47:43.419
5	1:23.821	+2.104	16:49:07.240
6	1:23.478	+1.761	16:50:30.718
7	1:23.006	+1.289	16:51:53.724
8	1:22.457	+0.740	16:53:16.181
9	1:22.528	+0.811	16:54:38.709
10	1:21.717		16:56:00.426

Lap	Lap Tm	Diff	Time of Day
(88) Andrew Bright			

Lap	Lap Tm	Diff	Time of Day
1	1:26.390	+4.199	16:43:31.999
2	1:23.650	+1.459	16:44:55.649
3	1:23.618	+1.427	16:46:19.267
4	1:23.918	+1.727	16:47:43.185
5	1:23.382	+1.191	16:49:06.567
6	1:23.377	+1.186	16:50:29.944
7	1:23.304	+1.113	16:51:53.248
8	1:22.651	+0.460	16:53:15.899
9	1:22.714	+0.523	16:54:38.613
10	1:22.191		16:56:00.804

Lap	Lap Tm	Diff	Time of Day
(55) Phil Cox			
1	1:29.350	+6.464	16:43:35.516
2	1:23.468	+0.582	16:44:58.984
3	1:23.934	+1.048	16:46:22.918
4	1:23.689	+0.803	16:47:46.607
5	1:22.962	+0.076	16:49:09.569
6	1:22.950	+0.064	16:50:32.519
7	1:23.089	+0.203	16:51:55.608
8	1:22.886		16:53:18.494
9	1:23.022	+0.136	16:54:41.516
10	1:23.108	+0.222	16:56:04.624

Lap	Lap Tm	Diff	Time of Day
(22) Sam Nicholson			
1	1:31.235	+8.576	16:43:36.743
2	1:24.450	+1.791	16:45:01.193
3	1:23.080	+0.421	16:46:24.273
4	1:22.857	+0.198	16:47:47.130
5	1:22.693	+0.034	16:49:09.823
6	1:23.270	+0.611	16:50:33.093
7	1:22.892	+0.230	16:51:55.985
8	1:23.202	+0.543	16:53:19.187
9	1:22.659		16:54:41.846
10	1:23.049	+0.390	16:56:04.895

Lap	Lap Tm	Diff	Time of Day
(73) Charlie Mowbray			
1	1:30.441	+8.255	16:43:36.734
2	1:24.595	+2.409	16:45:01.329
3	1:24.348	+2.162	16:46:25.677
4	1:23.735	+1.549	16:47:49.412
5	1:23.854	+1.668	16:49:13.266
6	1:24.176	+1.990	16:50:37.442
7	1:24.028	+1.842	16:52:01.470
8	1:23.369	+1.183	16:53:24.839
9	1:23.742	+1.556	16:54:48.581
10	1:22.186		16:56:10.767

Lap	Lap Tm	Diff	Time of Day
(99) Mike Lawson			
1	1:26.929	+4.045	16:43:33.109
2	1:25.517	+2.633	16:44:58.626
3	1:25.097	+2.213	16:46:23.723
4	1:24.659	+1.775	16:47:48.382
5	1:23.840	+0.956	16:49:12.222
6	1:23.930	+1.046	16:50:36.152
7	1:23.903	+1.019	16:52:00.055
8	1:24.010	+1.126	16:53:24.065
9	1:23.893	+1.009	16:54:47.958
10	1:22.884		16:56:10.842

Lap	Lap Tm	Diff	Time of Day
(80) Acea Webb			
1	1:31.522	+7.756	16:43:38.321

Chief Timekeeper:
Clerk of Course:
Weather & Track: Cloudy / Dry
Results: www.sportstimingservices.com
Printed: 02/05/2010 16:59:47





Thundersport GB - Rounds 5 and 6

Michelin Thundersport GP2 & Minitwin Cup

Snetterton 1.952 Miles

Race 12

02/05/2010 16:41

Race started at 16:42:01

Lap	Lap Tm	Diff	Time of Day
2	1:25.367	+1.601	16:45:03.688
3	1:25.115	+1.349	16:46:28.803
4	1:24.795	+1.029	16:47:53.598
5	1:24.971	+1.205	16:49:18.569
6	1:24.614	+0.848	16:50:43.183
7	1:24.342	+0.576	16:52:07.525
8	1:24.284	+0.518	16:53:31.809
9	1:23.766		16:54:55.575
10	1:25.407	+1.641	16:56:20.982

(5) Paul Maxfield

1	1:32.606	+3.497	16:43:39.665
2	1:31.468	+2.359	16:45:11.133
3	1:30.790	+1.681	16:46:41.923
4	1:30.036	+0.927	16:48:11.959
5	1:30.950	+1.841	16:49:42.909
6	1:32.298	+3.189	16:51:15.207
7	1:29.967	+0.858	16:52:45.174
8	1:29.109		16:54:14.283
9	1:30.492	+1.383	16:55:44.775

(25) Ben Gautrey

1	1:24.184	+7.756	16:43:25.346
2	1:17.306	+0.878	16:44:42.652
3	1:17.163	+0.735	16:45:59.815
4	1:17.064	+0.636	16:47:16.879
5	1:16.964	+0.536	16:48:33.843
6	1:17.040	+0.612	16:49:50.883
7	1:16.428		16:51:07.311
8	1:17.643	+1.215	16:52:24.954
9	1:16.715	+0.287	16:53:41.669

(111) Alex Heaton

1	1:24.991	+8.426	16:43:26.228
2	1:18.100	+1.535	16:44:44.328
3	1:17.389	+0.824	16:46:01.717
4	1:17.337	+0.772	16:47:19.054
5	1:16.845	+0.280	16:48:35.899
6	1:16.574	+0.009	16:49:52.473
7	1:17.002	+0.437	16:51:09.475
8	1:16.763	+0.198	16:52:26.238
9	1:16.565		16:53:42.803

(15) Leigh Hutchinson

1	1:31.584	+2.470	16:43:38.241
2	1:29.114		16:45:07.355

(199) David Morris

1	1:23.870		16:43:28.956
---	----------	--	--------------

Lap Lap Tm Diff Time of Day

Lap Lap Tm Diff Time of Day

Chief Timekeeper:

Clerk of Course:

Weather & Track: Cloudy / Dry

Results: www.sportstimingsservices.com

Printed: 02/05/2010 16:59:47





Thundersport GB - Rounds 5 and 6

Sorted on Laps

Michelin Thundersport GP2 & Minitwin Cup

Snetterton 1.952 Miles

Race 2

03/05/2010 11:02

Race started at 11:02:07

Pos	No.	Name	Class	Make	Model	Laps	Total Tm	Diff	Best Tm	Best Spd	In Lap
1	14	Will Hodgson	GP2	Aprilia	450	10	14:33.711		1:23.533	84.125	2
2	101	Andy Lawson	Minitwin	Suzuki	650 M	10	14:50.760	17.049	1:26.096	81.621	3
3	2	Alec Collinson	GP2	Kawasaki	400	10	15:19.130	45.419	1:27.155	80.629	3
4	111	Alex Heaton	GP2	Ducati	800	10	15:20.344	46.633	1:27.139	80.644	10
5	55	Phil Cox	GP2	Yamaha	400	10	15:38.079	1:04.368	1:30.151	77.949	2
6	22	Sam Nicholson	Minitwin	Suzuki	650 M	10	15:42.872	1:09.161	1:31.849	76.508	3
7	35	Clive White	Minitwin	Suzuki	650 M	9	14:54.630	1 Lap	1:28.393	79.500	2
8	80	Acea Webb	GP2	Aprilia	450	9	14:56.088	1 Lap	1:35.628	73.485	9
9	17	Ian Popplewell	Minitwin	Kawasaki	650 M	9	15:04.320	1 Lap	1:32.664	75.835	2
10	7	Alex Hutchinson	GP2	Kawasaki	400	9	15:15.357	1 Lap	1:31.113	77.126	2

Not classified ()

25	Ben Gautrey	GP2	Aprilia	450	5	7:20.076	DNF	1:24.473	83.189	2
19	Jamie Morris	Minitwin	Suzuki	650 M	4	6:24.607	DNF	1:31.771	76.573	2
94	Phil Page	GP2	Aprilia	450	2	3:18.964	DNF	1:36.511	72.812	2
88	Andrew Bright	Minitwin	Suzuki	650 M	2	3:18.999	DNF	1:31.976	76.403	2
99	Mike Lawson	Minitwin	Kawasaki	650 M	2	3:27.523	DNF	1:37.224	72.278	2
86	Chris Boland	Minitwin	Suzuki	650 M	1	1:40.473	DNF	1:36.949	72.483	1
73	Charlie Mowbray	GP2	Suzuki	650	1	1:41.125	DNF	1:36.804	72.592	1
5	Paul Maxfield	GP2	Honda	400	1	1:50.530	DNF	1:45.441	66.646	1

Announcements

**** No.7 - PLEASE CHARGE TRANSPONDER FOR NEXT RACE - LOW BATTERY ****

Margin of Victory	Avg. Speed	Best Lap Tm	Best Spd	Best Lap by
17.049	80.429	1:23.533	84.125	14 - Will Hodgson

Chief Timekeeper:

Clerk of Course:

Weather & Track: Rain / Wet

Results: www.sportstiming.com





Thundersport GB - Rounds 5 and 6

Lapchart

Michelin Thundersport GP2 & Minitwin Cup

Snetterton 1.952 Miles

Race 2

03/05/2010 11:02

Race started at 11:02:07

Competitors	Laps										
	0	1	2	3	4	5	6	7	8	9	10
Will Hodgson (14)	1	14	14	14	14	14	14	14	14	14	14
Ben Gautrey (25)	2	25	25	25	25	25	101	101	101	101	101
Alex Hutchinson (7)	3	7	35	35	101	101	101	2	2	2	2
Clive White (35)	4	35	7	101	35	2	2	111	111	111	111
Ian Popplewell (17)	5	17	19	2	2	35	55	55	55	55	55
Jamie Morris (19)	6	19	101	7	55	55	111	22	22	22	22
Phil Page (94)	7	94	55	19	7	111	35	35	35	35	35
Chris Boland (86)	8	86	86	55	19	22	22	17	17	80	80
Charlie Mowbray (73)	9	73	2	17	111	19	7	7	80	17	17
Phil Cox (55)	10	55	73	111	22	7	17	80	7	7	7
Acea Webb (80)	11	80	94	22	17	17	80				
Paul Maxfield (5)	12	5	80	94	80	80					
Andy Lawson (101)	13	101	17	88							
Alec Collinson (2)	14	2	22	80							
Sam Nicholson (22)	15	22	88	99							
Mike Lawson (99)	16	99	111								
Andrew Bright (88)	17	88	99								
Alex Heaton (111)	18	111	5								

Chief Timekeeper:


Clerk of Course:

Weather & Track: Rain / Wet

Results: www.sportstimingservices.com

Printed: 03/05/2010 11:20:14





Thundersport GB - Rounds 5 and 6

Michelin Thundersport GP2 & Minitwin Cup

Snetterton 1.952 Miles

Race 2

03/05/2010 11:02

Race started at 11:02:07

Lap	Lap Tm	Diff	Time of Day
(14) Will Hodgson			
1	1:28.654	+5.121	11:03:36.528
2	1:23.533		11:05:00.061
3	1:24.079	+0.546	11:06:24.140
4	1:24.619	+1.086	11:07:48.759
5	1:27.162	+3.629	11:09:15.921
6	1:27.235	+3.702	11:10:43.156
7	1:30.201	+6.668	11:12:13.357
8	1:29.575	+6.042	11:13:42.932
9	1:28.980	+5.447	11:15:11.912
10	1:29.673	+6.140	11:16:41.585

(101) Andy Lawson			
1	1:31.808	+5.712	11:03:46.698
2	1:26.800	+0.704	11:05:13.498
3	1:26.096		11:06:39.594
4	1:27.677	+1.581	11:08:07.271
5	1:29.024	+2.928	11:09:36.295
6	1:30.830	+4.734	11:11:07.125
7	1:28.272	+2.176	11:12:35.397
8	1:27.531	+1.435	11:14:02.928
9	1:27.563	+1.467	11:15:30.491
10	1:28.143	+2.047	11:16:58.634

(2) Alec Collinson			
1	1:33.253	+6.098	11:03:48.487
2	1:27.648	+0.493	11:05:16.135
3	1:27.155		11:06:43.290
4	1:31.868	+4.713	11:08:15.158
5	1:34.218	+7.063	11:09:49.376
6	1:33.169	+6.014	11:11:22.545
7	1:33.534	+6.379	11:12:56.079
8	1:30.805	+3.650	11:14:26.884
9	1:30.751	+3.596	11:15:57.635
10	1:29.369	+2.214	11:17:27.004

(111) Alex Heaton			
1	1:30.160	+3.021	11:03:55.228
2	1:30.394	+3.255	11:05:25.622
3	1:31.087	+3.948	11:06:56.709
4	1:32.373	+5.234	11:08:29.082
5	1:32.692	+5.553	11:10:01.774
6	1:32.005	+4.866	11:11:33.779
7	1:30.393	+3.254	11:13:04.172
8	1:28.766	+1.627	11:14:32.938
9	1:28.141	+1.002	11:16:01.079
10	1:27.139		11:17:28.218

(55) Phil Cox			
1	1:35.008	+4.857	11:03:47.314
2	1:30.151		11:05:17.465
3	1:32.261	+2.110	11:06:49.726
4	1:34.340	+4.189	11:08:24.066
5	1:37.299	+7.148	11:10:01.365
6	1:35.121	+4.970	11:11:36.486
7	1:32.566	+2.415	11:13:09.052
8	1:32.043	+1.892	11:14:41.095
9	1:32.437	+2.286	11:16:13.532
10	1:32.421	+2.270	11:17:45.953

Lap	Lap Tm	Diff	Time of Day
(22) Sam Nicholson			
1	1:36.405	+4.556	11:03:51.967
2	1:34.341	+2.492	11:05:26.308
3	1:31.849		11:06:58.157
4	1:34.081	+2.232	11:08:32.238
5	1:34.278	+2.429	11:10:06.516
6	1:34.315	+2.466	11:11:40.831
7	1:32.356	+0.507	11:13:13.187
8	1:31.946	+0.097	11:14:45.133
9	1:32.899	+1.050	11:16:18.032
10	1:32.714	+0.865	11:17:50.746

(35) Clive White			
1	1:31.546	+3.153	11:03:41.859
2	1:28.393		11:05:10.252
3	1:32.061	+3.668	11:06:42.313
4	1:38.123	+9.730	11:08:20.436
5	1:43.514	+15.121	11:10:03.950
6	1:45.566	+17.173	11:11:49.516
7	1:45.282	+16.889	11:13:34.798
8	1:43.800	+15.407	11:15:18.598
9	1:43.906	+15.513	11:17:02.504

(80) Acea Webb			
1	1:37.732	+2.104	11:03:50.596
2	1:36.467	+0.839	11:05:27.063
3	1:37.596	+1.968	11:07:04.659
4	1:41.044	+5.416	11:08:45.703
5	1:41.603	+5.975	11:10:27.306
6	1:41.720	+6.092	11:12:09.026
7	1:39.769	+4.141	11:13:48.795
8	1:39.539	+3.911	11:15:28.334
9	1:35.628		11:17:03.962

(17) Ian Popplewell			
1	1:40.741	+8.077	11:03:51.450
2	1:32.664		11:05:24.114
3	1:37.271	+4.607	11:07:01.385
4	1:38.945	+6.281	11:08:40.330
5	1:41.281	+8.617	11:10:21.611
6	1:42.650	+9.986	11:12:04.261
7	1:43.919	+11.255	11:13:48.180
8	1:41.792	+9.128	11:15:29.972
9	1:42.222	+9.558	11:17:12.194

(7) Alex Hutchinson			
1	1:35.457	+4.344	11:03:45.077
2	1:31.113		11:05:16.190
3	1:34.797	+3.684	11:06:50.987
4	1:42.365	+11.252	11:08:33.352
5	1:47.287	+16.174	11:10:20.639
6	1:45.890	+14.777	11:12:06.529
7	1:45.812	+14.699	11:13:52.341
8	1:44.680	+13.567	11:15:37.021
9	1:46.210	+15.097	11:17:23.231

(25) Ben Gautrey			
1	1:29.275	+4.802	11:03:37.155
2	1:24.473		11:05:01.628
3	1:25.184	+0.711	11:06:26.812
4	1:29.467	+4.994	11:07:56.279

Lap	Lap Tm	Diff	Time of Day
5	1:31.671	+7.198	11:09:27.950

(19) Jamie Morris			
1	1:34.685	+2.914	11:03:45.399
2	1:31.771		11:05:17.170
3	1:34.383	+2.612	11:06:51.553
4	1:40.928	+9.157	11:08:32.481

(94) Phil Page			
1	1:38.948	+2.437	11:03:50.327
2	1:36.511		11:05:26.838

(88) Andrew Bright			
1	1:38.507	+6.531	11:03:54.897
2	1:31.976		11:05:26.873

(99) Mike Lawson			
1	1:42.314	+5.090	11:03:58.173
2	1:37.224		11:05:35.397

(86) Chris Boland			
1	1:36.949		11:03:48.347

(73) Charlie Mowbray			
1	1:36.804		11:03:48.999

(5) Paul Maxfield			
1	1:45.441		11:03:58.404

Chief Timekeeper:

Clerk of Course:

Weather & Track: Rain / Wet

Results: www.sportstimingservices.com

Printed: 03/05/2010 11:24:42





Thundersport GB - Rounds 5 and 6

Sorted on Laps

Michelin Thundersport GP2 & Minitwin Cup

Snetterton 1.952 Miles

Race 12

03/05/2010 15:30

Race started at 15:30:36

Pos	No.	Name	Class	Make	Model	Laps	Total Tm	Diff	Best Tm	Best Spd	In Lap
1	25	Ben Gautrey	GP2	Aprilia	450	8	11:22.121		1:22.118	85.574	6
2	35	Clive White	Minitwin	Suzuki	650 M	8	11:25.210	3.089	1:23.131	84.532	7
3	101	Andy Lawson	Minitwin	Suzuki	650 M	8	11:25.737	3.616	1:23.899	83.758	6
4	111	Alex Heaton	GP2	Ducati	800	8	11:42.723	20.602	1:24.428	83.233	7
5	2	Alec Collinson	GP2	Kawasaki	400	8	11:48.377	26.256	1:25.093	82.583	6
6	17	Ian Popplewell	Minitwin	Kawasaki	650 M	8	11:48.944	26.823	1:25.986	81.725	7
7	7	Alex Hutchinson	GP2	Kawasaki	400	8	12:04.431	42.310	1:26.843	80.918	5
8	19	Jamie Morris	Minitwin	Suzuki	650 M	8	12:08.994	46.873	1:26.899	80.866	6
9	55	Phil Cox	GP2	Yamaha	400	8	12:09.699	47.578	1:28.608	79.307	8
10	14	Will Hodgson	GP2	Aprilia	450	8	12:22.040	59.919	1:29.500	78.516	7
11	22	Sam Nicholson	Minitwin	Suzuki	650 M	8	12:24.495	1:02.374	1:29.680	78.359	8
12	199	David Morris	Minitwin	Suzuki	650 M	7	11:26.177	1 Lap	1:31.279	76.986	6
13	88	Andrew Bright	Minitwin	Suzuki	650 M	7	11:28.007	1 Lap	1:33.671	75.020	6
14	94	Phil Page	GP2	Aprilia	450	7	11:55.065	1 Lap	1:35.392	73.667	7

Announcements

No 7 - No Transponder

Margin of Victory	Avg. Speed	Best Lap Tm	Best Spd	Best Lap by
3.089	82.416	1:22.118	85.574	25 - Ben Gautrey

Chief Timekeeper:

Clerk of Course:

Weather & Track: Overcast / Damp

Results: www.sportstimingservices.com





Thundersport GB - Rounds 5 and 6

Lapchart

Michelin Thundersport GP2 & Minitwin Cup

Snetterton 1.952 Miles

Race 12

03/05/2010 15:30

Race started at 15:30:36

Competitors	Laps									
	0	1	2	3	4	5	6	7	8	
Will Hodgson (14)	1	14	101	101	101	101	101	25	25	25
Ben Gautrey (25)	2	25	25	35	35	25	25	101	35	35
Andy Lawson (101)	3	101	35	25	25	35	35	35	101	101
Clive White (35)	4	35	17	17	17	17	17	111	111	111
Ian Popplewell (17)	5	17	55	55	111	111	111	17	17	2
Sam Nicholson (22)	6	22	14	111	2	2	2	2	2	17
Phil Cox (55)	7	55	111	2	55	55	55	7	7	7
Andrew Bright (88)	8	88	22	14	7	7	7	55	19	19
Phil Page (94)	9	94	2	22	14	19	19	19	55	55
Alex Heaton (111)	10	111	19	7	19	14	14	14	14	14
Jamie Morris (19)	11	19	88	19	22	22	22	22	22	22
Alec Collinson (2)	12	2	7	88	88	88	88	88	199	
David Morris (199)	13	199	94	94	199	199	199	199	88	
Alex Hutchinson (7)	14	7	199	199	94	94	94	94	94	

Chief Timekeeper:

Clerk of Course:

Weather & Track: Overcast / Damp

Results: www.sportstimingservices.com

Printed: 03/05/2010 15:46:12





Thundersport GB - Rounds 5 and 6

Michelin Thundersport GP2 & Minitwin Cup

Snetterton 1.952 Miles

Race 12

03/05/2010 15:30

Race started at 15:30:36

Lap	Lap Tm	Diff	Time of Day
(25) Ben Gautrey			
1	1:31.981	+9.863	15:32:09.022
2	1:27.035	+4.917	15:33:36.057
3	1:25.447	+3.329	15:35:01.504
4	1:24.774	+2.656	15:36:26.278
5	1:24.068	+1.950	15:37:50.346
6	1:22.118		15:39:12.464
7	1:22.416	+0.298	15:40:34.880
8	1:24.218	+2.100	15:41:59.098

(35) Clive White			
1	1:29.974	+6.843	15:32:09.117
2	1:25.618	+2.487	15:33:34.735
3	1:26.261	+3.130	15:35:00.996
4	1:25.572	+2.441	15:36:26.568
5	1:24.329	+1.198	15:37:50.897
6	1:23.495	+0.364	15:39:14.392
7	1:23.131		15:40:37.523
8	1:24.664	+1.533	15:42:02.187

(101) Andy Lawson			
1	1:29.814	+5.915	15:32:08.945
2	1:25.241	+1.342	15:33:34.186
3	1:25.910	+2.011	15:35:00.096
4	1:25.377	+1.478	15:36:25.473
5	1:24.731	+0.832	15:37:50.204
6	1:23.899		15:39:14.103
7	1:24.284	+0.385	15:40:38.387
8	1:24.327	+0.428	15:42:02.714

(111) Alex Heaton			
1	1:35.746	+11.318	15:32:19.023
2	1:27.536	+3.108	15:33:46.559
3	1:26.891	+2.463	15:35:13.450
4	1:27.056	+2.628	15:36:40.506
5	1:25.019	+0.591	15:38:05.525
6	1:24.938	+0.510	15:39:30.463
7	1:24.428		15:40:54.891
8	1:24.809	+0.381	15:42:19.700

(2) Alec Collinson			
1	1:35.950	+10.857	15:32:19.979
2	1:29.133	+4.040	15:33:49.112
3	1:26.997	+1.904	15:35:16.109
4	1:25.620	+0.527	15:36:41.729
5	1:26.897	+1.804	15:38:08.626
6	1:25.093		15:39:33.719
7	1:26.179	+1.086	15:40:59.898
8	1:25.456	+0.363	15:42:25.354

(17) Ian Popplewell			
1	1:33.032	+7.046	15:32:12.491
2	1:29.237	+3.251	15:33:41.728
3	1:29.116	+3.130	15:35:10.844
4	1:27.826	+1.840	15:36:38.670
5	1:26.626	+0.640	15:38:05.296
6	1:26.664	+0.678	15:39:31.960
7	1:25.986		15:40:57.946
8	1:27.975	+1.989	15:42:25.921

Lap	Lap Tm	Diff	Time of Day
(7) Alex Hutchinson			
1	1:41.650	+14.807	15:32:26.773
2	1:28.978	+2.135	15:33:55.751
3	1:28.336	+1.493	15:35:24.087
4	1:26.908	+0.065	15:36:50.995
5	1:26.843		15:38:17.838
6	1:27.911	+1.068	15:39:45.749
7	1:27.966	+1.123	15:41:13.715
8	1:27.693	+0.850	15:42:41.408

(19) Jamie Morris			
1	1:41.074	+14.175	15:32:24.694
2	1:32.036	+5.137	15:33:56.730
3	1:30.115	+3.216	15:35:26.845
4	1:28.670	+1.771	15:36:55.515
5	1:27.458	+0.559	15:38:22.973
6	1:26.899		15:39:49.872
7	1:27.790	+0.891	15:41:17.662
8	1:28.309	+1.410	15:42:45.971

(55) Phil Cox			
1	1:34.708	+6.100	15:32:15.722
2	1:30.397	+1.789	15:33:46.119
3	1:31.128	+2.520	15:35:17.247
4	1:30.905	+2.297	15:36:48.152
5	1:29.479	+0.871	15:38:17.631
6	1:30.824	+2.216	15:39:48.455
7	1:29.613	+1.005	15:41:18.068
8	1:28.608		15:42:46.676

(14) Will Hodgson			
1	1:39.095	+9.595	15:32:16.072
2	1:34.228	+4.728	15:33:50.300
3	1:34.489	+4.989	15:35:24.789
4	1:32.356	+2.856	15:36:57.145
5	1:32.056	+2.556	15:38:29.201
6	1:30.600	+1.100	15:39:59.801
7	1:29.500		15:41:29.301
8	1:29.716	+0.216	15:42:59.017

(22) Sam Nicholson			
1	1:38.656	+8.976	15:32:19.034
2	1:35.132	+5.452	15:33:54.166
3	1:34.043	+4.363	15:35:28.209
4	1:32.125	+2.445	15:37:00.334
5	1:31.314	+1.634	15:38:31.648
6	1:29.810	+0.130	15:40:01.458
7	1:30.334	+0.654	15:41:31.792
8	1:29.680		15:43:01.472

(199) David Morris			
1	1:51.120	+19.841	15:32:35.602
2	1:38.882	+7.603	15:34:14.484
3	1:38.374	+7.095	15:35:52.858
4	1:34.389	+3.110	15:37:27.247
5	1:33.126	+1.847	15:39:00.373
6	1:31.279		15:40:31.652
7	1:31.502	+0.223	15:42:03.154

(88) Andrew Bright			
1	1:43.915	+10.244	15:32:25.065

Lap	Lap Tm	Diff	Time of Day
2	1:41.092	+7.421	15:34:06.157
3	1:39.800	+6.129	15:35:45.957
4	1:36.543	+2.872	15:37:22.500
5	1:34.526	+0.855	15:38:57.026
6	1:33.671		15:40:30.697
7	1:34.287	+0.616	15:42:04.984

(94) Phil Page			
1	1:47.801	+12.409	15:32:29.275
2	1:44.364	+8.972	15:34:13.639
3	1:44.153	+8.761	15:35:57.792
4	1:42.300	+6.908	15:37:40.092
5	1:39.904	+4.512	15:39:19.996
6	1:36.654	+1.262	15:40:56.650
7	1:35.392		15:42:32.042

Chief Timekeeper:

Clerk of Course:

Weather & Track: Overcast / Damp

Results: www.sportstimingservices.com

Printed: 03/05/2010 15:47:08





Thundersport GB - Rounds 5 and 6

Sorted on Best Lap time

Nitro Thundersport GP3

Snetterton 1.952 Miles

1st Qualifying

01/05/2010 15:43

Practice started at 15:43:58

Pos	No.	Name	Class	Make	Model	Best Tm	In Lap	Diff	2nd Best	2nd Lap
1	95	Luke Hedger	GP3 C	Honda	125	1:17.434	12		1:17.722	11
2	17	Tom Carne	GP3	Honda	125	1:18.041	12	0.607	1:18.433	10
3	13	Sam Burman	GP3	Honda	125	1:18.604	8	1.170	1:18.720	9
4	45	Ewan Gray	GP3	Honda	125	1:18.928	11	1.494	1:19.437	10
5	131	Scott James	GP3 C	Honda	125	1:18.963	5	1.529	1:19.061	8
6	38	Josh Eversfield	GP3	Honda	125	1:19.637	12	2.203	1:19.733	8
7	28	Bradley Ray	GP3 C	Honda	125	1:20.174	8	2.740	1:20.326	5
8	21	Jason Douglas	GP3 C	Honda	125	1:20.903	9	3.469	1:21.114	8
9	44	Gavin Perkins	GP3	Honda	125	1:21.210	11	3.776	1:21.241	10
10	5	John Lea	GP3	Honda	125	1:21.523	4	4.089	1:21.979	3
11	99	Dave Hampton	GP3	Honda	125	1:23.514	10	6.080	1:24.270	9
12	20	Dylan Wyn Davies	GP3	Honda	125	1:24.562	5	7.128	1:25.412	6
13	37	Scott Dootson	GP3 C	Honda	125	1:26.414	8	8.980	1:27.498	7

Chief Timekeeper:

Clerk of Course:

Weather & Track:

Results: www.sportstimeservices.com

Printed: 02/05/2010 12:08:40





Thundersport GB - Rounds 5 and 6

Sorted on Best Lap time

Nitro Thundersport GP3

Snetterton 1.952 Miles

2nd Qualifying

02/05/2010 11:29

Practice started at 11:29:53

Pos	No.	Name	Class	Make	Model	Best Tm	In Lap	Diff	2nd Best	2nd Lap
1	38	Josh Eversfield	GP3	Honda	125	1:27.127	7		1:27.216	4
2	5	John Lea	GP3	Honda	125	1:31.253	4	4.126	1:31.318	3
3	21	Jason Douglas	GP3 C	Honda	125	1:32.200	6	5.073	1:33.183	5
4	99	Dave Hampton	GP3	Honda	125	1:32.398	8	5.271	1:33.805	7
5	45	Ewan Gray	GP3	Honda	125	1:32.925	7	5.798	1:33.969	5
6	131	Scott James	GP3 C	Honda	125	1:34.219	6	7.092	1:35.347	5
7	17	Tom Carne	GP3	Honda	125	1:35.788	6	8.661	1:37.393	5
8	37	Scott Dootson	GP3 C	Honda	125	1:36.228	6	9.101	1:41.048	4
9	28	Bradley Ray	GP3 C	Honda	125	1:36.540	5	9.413	1:38.748	4
10	20	Dylan Wyn Davies	GP3	Honda	125	1:36.791	1	9.664		0
11	44	Gavin Perkins	GP3	Honda	125	1:37.112	3	9.985	1:38.154	4
12	13	Sam Burman	GP3	Honda	125	1:38.039	2	10.912	1:43.609	1
13	95	Luke Hedger	GP3 C	Honda	125	1:55.990	2	28.863	1:58.227	3

Chief Timekeeper:

Clerk of Course:

Weather & Track: Cloudy / Damp

Results: www.sportstimeservices.com

Printed: 02/05/2010 11:44:48





Thundersport GB - Rounds 5 and 6

Nitro Thundersport GP3

Snetterton 1.952 Miles

Qualifying Overall

Pos	No.	Name	Class	Make	Model	Overall BestTm	R1. Best Tm	R2. Best Tm	Diff
1	95	Luke Hedger	GP3 C	Honda	125	1:17.434	1:17.434	1:55.990	
2	17	Tom Carne	GP3	Honda	125	1:18.041	1:18.041	1:35.788	0.607
3	13	Sam Burman	GP3	Honda	125	1:18.604	1:18.604	1:38.039	1.170
4	45	Ewan Gray	GP3	Honda	125	1:18.928	1:18.928	1:32.925	1.494
5	131	Scott James	GP3 C	Honda	125	1:18.963	1:18.963	1:34.219	1.529
6	38	Josh Eversfield	GP3	Honda	125	1:19.637	1:19.637	1:27.127	2.203
7	28	Bradley Ray	GP3 C	Honda	125	1:20.174	1:20.174	1:36.540	2.740
8	21	Jason Douglas	GP3 C	Honda	125	1:20.903	1:20.903	1:32.200	3.469
9	44	Gavin Perkins	GP3	Honda	125	1:21.210	1:21.210	1:37.112	3.776
10	5	John Lea	GP3	Honda	125	1:21.523	1:21.523	1:31.253	4.089
11	99	Dave Hampton	GP3	Honda	125	1:23.514	1:23.514	1:32.398	6.080
12	20	Dylan Wyn Davies	GP3	Honda	125	1:24.562	1:24.562	1:36.791	7.128
13	37	Scott Dootson	GP3 C	Honda	125	1:26.414	1:26.414	1:36.228	8.980

Chief Timekeeper:

Clerk of Course:

Weather & Track:

Results: www.sportstimingservices.com

Printed: 02/05/2010 12:09:34






Thundersport GB - Rounds 5 and 6

Snetterton 1.952 Miles

Nitro Thundersport GP3

02/05/2010

Sunday Race 7 (Superpole)



POLE POSITION

** NOTE: USE RED GRID POSITIONS ONLY **

1	1 95	2 17	3 13	4 45
2	5 131	6 38	7 28	8 21
3	9 44	10 5	11 99	12 20
4	13 37			

** NOTE: USE RED GRID POSITIONS ONLY **

Chief Timekeeper:

Clerk of Course:

Weather & Track:

Results: www.sportstimingservices.com

Printed: 02/05/2010 12:10:54





Thundersport GB - Rounds 5 and 6

Sorted on Laps

Nitro Thundersport GP3

Snetterton 1.952 Miles

Race 7 (Superpole)

02/05/2010 14:47

Race started at 14:47:57

Pos	No.	Name	Class	Make	Model	Laps	Total Tm	Diff	Best Tm	Best Spd	In Lap
1	13	Sam Burman	GP3	Honda	125	14	18:48.211		1:18.802	89.175	7
2	95	Luke Hedger	GP3 C	Honda	125	14	18:48.300	0.089	1:19.174	88.756	6
3	38	Josh Eversfield	GP3	Honda	125	14	18:48.405	0.194	1:18.410	89.621	13
4	20	Dylan Wyn Davies	GP3	Honda	125	14	18:49.311	1.100	1:18.879	89.088	12
5	131	Scott James	GP3 C	Honda	125	14	19:05.764	17.553	1:19.554	88.332	11
6	5	John Lea	GP3	Honda	125	14	19:05.827	17.616	1:19.497	88.396	14
7	21	Jason Douglas	GP3 C	Honda	125	14	19:06.136	17.925	1:19.808	88.051	13
8	99	Dave Hampton	GP3	Honda	125	14	19:11.202	22.991	1:20.713	87.064	13
9	28	Bradley Ray	GP3 C	Honda	125	14	19:29.186	40.975	1:21.305	86.430	8
10	37	Scott Dootson	GP3 C	Honda	125	14	19:44.859	56.648	1:21.811	85.896	14

Not classified (0)

44	Gavin Perkins	GP3	Honda	125	13	18:39.560	DNF	1:23.323	84.337	12
17	Tom Carne	GP3	Honda	125	1	1:28.288	DNF	1:28.288	79.594	1
45	Ewan Gray	GP3	Honda	125		0.029	DNF		-	0

Margin of Victory	Avg. Speed	Best Lap Tm	Best Spd	Best Lap by
0.089	87.201	1:18.410	89.621	38 - Josh Eversfield

Chief Timekeeper:

Clerk of Course:

Weather & Track: Cloudy / Dry

Results: www.sportstimingsservices.com





Thundersport GB - Rounds 5 and 6

Lapchart

Nitro Thundersport GP3

Snetterton 1.952 Miles

Race 7 (Superpole)

02/05/2010 14:47

Race started at 14:47:57

Competitors

Laps

	0	1	2	3	4	5	6	7	8	9	10	11	12	13	14
Tom Carne (17)	17	17	95	95	95	20	20	95	95	13	95	95	95	38	13
Luke Hedger (95)	95	20	13	38	20	95	95	20	13	95	13	13	13	13	95
Ewan Gray (45)	45	13	20	20	38	13	38	13	20	20	20	20	20	95	38
Sam Burman (13)	13	95	38	13	13	38	13	38	38	38	38	38	38	20	20
Scott James (131)	131	38	21	21	21	21	21	21	21	21	21	21	131	21	131
Jason Douglas (21)	21	21	131	131	5	5	5	131	131	131	131	131	21	131	5
Bradley Ray (28)	28	131	5	5	131	131	131	5	5	5	5	5	5	5	21
Josh Eversfield (38)	38	5	99	99	99	99	99	99	99	99	99	99	99	99	99
Dylan Wyn Davies (20)	20	99	28	28	28	28	28	28	28	28	28	28	28	28	28
John Lea (5)	5	44	44	44	44	37	37	37	37	37	37	37	37	37	37
Gavin Perkins (44)	44	28	37	37	37	44	44	44	44	44	44	44	44	44	44
Dave Hampton (99)	99	37													
Scott Dootson (37)	37														

Chief Timekeeper:

Clerk of Course:

Weather & Track: Cloudy / Dry

Results: www.sportstimingservices.com

Printed: 02/05/2010 15:10:46





Thundersport GB - Rounds 5 and 6

Nitro Thundersport GP3

Snetterton 1.952 Miles

Race 7 (Superpole)

02/05/2010 14:47

Race started at 14:47:57

Lap	Lap Tm	Diff	Time of Day
(13) Sam Burman			
1	1:29.407	+10.605	14:49:27.312
2	1:22.396	+3.594	14:50:49.708
3	1:21.632	+2.830	14:52:11.340
4	1:20.349	+1.547	14:53:31.689
5	1:20.112	+1.310	14:54:51.801
6	1:19.687	+0.885	14:56:11.488
7	1:18.802		14:57:30.290
8	1:19.624	+0.822	14:58:49.914
9	1:19.651	+0.849	15:00:09.565
10	1:20.100	+1.298	15:01:29.665
11	1:19.136	+0.334	15:02:48.801
12	1:18.905	+0.103	15:04:07.706
13	1:19.036	+0.234	15:05:26.742
14	1:19.301	+0.499	15:06:46.043

(95) Luke Hedger			
1	1:29.633	+10.459	14:49:27.488
2	1:21.697	+2.523	14:50:49.185
3	1:21.203	+2.029	14:52:10.388
4	1:20.404	+1.230	14:53:30.792
5	1:20.659	+1.485	14:54:51.451
6	1:19.174		14:56:10.625
7	1:19.186	+0.012	14:57:29.811
8	1:19.829	+0.655	14:58:49.640
9	1:20.200	+1.026	15:00:09.840
10	1:19.427	+0.253	15:01:29.267
11	1:19.239	+0.065	15:02:48.506
12	1:19.182	+0.008	15:04:07.688
13	1:19.216	+0.042	15:05:26.904
14	1:19.228	+0.054	15:06:46.132

(38) Josh Eversfield			
1	1:25.805	+7.395	14:49:28.120
2	1:21.978	+3.568	14:50:50.098
3	1:20.723	+2.313	14:52:10.821
4	1:20.672	+2.262	14:53:31.493
5	1:20.390	+1.980	14:54:51.883
6	1:19.473	+1.063	14:56:11.356
7	1:19.716	+1.306	14:57:31.072
8	1:19.703	+1.293	14:58:50.775
9	1:19.692	+1.282	15:00:10.467
10	1:19.556	+1.146	15:01:30.023
11	1:19.355	+0.945	15:02:49.378
12	1:18.901	+0.491	15:04:08.279
13	1:18.410		15:05:26.689
14	1:19.548	+1.138	15:06:46.237

(20) Dylan Wyn Davies			
1	1:23.908	+5.029	14:49:26.530
2	1:23.503	+4.624	14:50:50.033
3	1:20.962	+2.083	14:52:10.995
4	1:20.136	+1.257	14:53:31.131
5	1:19.743	+0.864	14:54:50.874
6	1:19.521	+0.642	14:56:10.395
7	1:19.522	+0.643	14:57:29.917
8	1:20.706	+1.827	14:58:50.623
9	1:19.418	+0.539	15:00:10.041
10	1:19.890	+1.011	15:01:29.931
11	1:19.095	+0.216	15:02:49.026

Lap	Lap Tm	Diff	Time of Day
12	1:18.879		15:04:07.905
13	1:19.471	+0.592	15:05:27.376
14	1:19.767	+0.888	15:06:47.143
(131) Scott James			
1	1:27.676	+8.122	14:49:29.669
2	1:22.721	+3.167	14:50:52.390
3	1:22.828	+3.274	14:52:15.218
4	1:22.292	+2.738	14:53:37.510
5	1:21.675	+2.121	14:54:59.185
6	1:20.845	+1.291	14:56:20.030
7	1:20.900	+1.346	14:57:40.930
8	1:21.646	+2.092	14:59:02.576
9	1:20.711	+1.157	15:00:23.287
10	1:20.247	+0.693	15:01:43.534
11	1:19.554		15:03:03.088
12	1:20.485	+0.931	15:04:23.573
13	1:20.176	+0.622	15:05:43.749
14	1:19.847	+0.293	15:07:03.596

(5) John Lea			
1	1:27.790	+8.293	14:49:30.528
2	1:23.019	+3.522	14:50:53.547
3	1:22.160	+2.663	14:52:15.707
4	1:21.457	+1.960	14:53:37.164
5	1:21.169	+1.672	14:54:58.333
6	1:21.509	+2.012	14:56:19.842
7	1:21.219	+1.722	14:57:41.061
8	1:21.656	+2.159	14:59:02.717
9	1:20.847	+1.350	15:00:23.564
10	1:20.324	+0.827	15:01:43.888
11	1:20.142	+0.645	15:03:04.030
12	1:20.346	+0.849	15:04:24.376
13	1:19.786	+0.289	15:05:44.162
14	1:19.497		15:07:03.659

(21) Jason Douglas			
1	1:26.200	+6.392	14:49:28.296
2	1:22.206	+2.398	14:50:50.502
3	1:21.637	+1.829	14:52:12.139
4	1:21.317	+1.509	14:53:33.456
5	1:21.517	+1.709	14:54:54.973
6	1:21.813	+2.005	14:56:16.786
7	1:21.403	+1.595	14:57:38.189
8	1:20.913	+1.105	14:58:59.102
9	1:21.214	+1.406	15:00:20.316
10	1:21.381	+1.573	15:01:41.697
11	1:20.918	+1.110	15:03:02.615
12	1:21.195	+1.387	15:04:23.810
13	1:19.808		15:05:43.618
14	1:20.350	+0.542	15:07:03.968

(99) Dave Hampton			
1	1:28.451	+7.738	14:49:31.357
2	1:22.411	+1.698	14:50:53.768
3	1:22.111	+1.398	14:52:15.879
4	1:22.214	+1.501	14:53:38.093
5	1:21.522	+0.809	14:54:59.615
6	1:20.954	+0.241	14:56:20.569
7	1:20.815	+0.102	14:57:41.384
8	1:21.600	+0.887	14:59:02.984

Lap	Lap Tm	Diff	Time of Day
9	1:20.741	+0.028	15:00:23.725
10	1:20.838	+0.125	15:01:44.563
11	1:20.873	+0.160	15:03:05.436
12	1:21.103	+0.390	15:04:26.539
13	1:20.713		15:05:47.252
14	1:21.782	+1.069	15:07:09.034
(28) Bradley Ray			
1	1:31.256	+9.951	14:49:33.442
2	1:22.844	+1.539	14:50:56.286
3	1:22.433	+1.128	14:52:18.719
4	1:22.441	+1.136	14:53:41.160
5	1:22.191	+0.886	14:55:03.351
6	1:21.499	+0.194	14:56:24.850
7	1:21.475	+0.170	14:57:46.325
8	1:21.305		14:59:07.630
9	1:21.528	+0.223	15:00:29.158
10	1:22.192	+0.887	15:01:51.350
11	1:21.860	+0.555	15:03:13.210
12	1:22.367	+1.062	15:04:35.577
13	1:23.021	+1.716	15:05:58.598
14	1:28.420	+7.115	15:07:27.018

(37) Scott Dootson			
1	1:32.299	+10.488	14:49:36.159
2	1:27.369	+5.558	14:51:03.528
3	1:25.313	+3.502	14:52:28.841
4	1:24.698	+2.887	14:53:53.539
5	1:23.519	+1.708	14:55:17.058
6	1:23.207	+1.396	14:56:40.265
7	1:22.644	+0.833	14:58:02.909
8	1:22.748	+0.937	14:59:25.657
9	1:22.872	+1.061	15:00:48.529
10	1:23.722	+1.911	15:02:12.251
11	1:22.635	+0.824	15:03:34.886
12	1:23.134	+1.323	15:04:58.020
13	1:22.860	+1.049	15:06:20.880
14	1:21.811		15:07:42.691

(44) Gavin Perkins			
1	1:30.326	+7.003	14:49:33.143
2	1:24.477	+1.154	14:50:57.620
3	1:24.860	+1.537	14:52:22.480
4	1:24.613	+1.290	14:53:47.093
5	1:35.154	+11.831	14:55:22.247
6	1:24.094	+0.771	14:56:46.341
7	1:24.494	+1.171	14:58:10.835
8	1:24.493	+1.170	14:59:35.328
9	1:24.025	+0.702	15:00:59.353
10	1:24.593	+1.270	15:02:23.946
11	1:24.180	+0.857	15:03:48.126
12	1:23.323		15:05:11.449
13	1:25.943	+2.620	15:06:37.392

(17) Tom Carne			
1	1:28.288		14:49:26.120

Chief Timekeeper:

Clerk of Course:

Weather & Track: Cloudy / Dry

Results: www.sportstimingservices.com

Printed: 02/05/2010 15:11:25






Thundersport GB - Rounds 5 and 6

Snetterton 1.952 Miles

Nitro Thundersport GP3

03/05/2010

Monday Race 6 & 16



POLE POSITION

NOTE: USE RED NUMBERED GRIDS ONLY

1	1 13	2 95	3 38	4 20
2	5 17	6 45	7 131	8 28
3	9 21	10 44	11 5	12 99
4	13 37			

NOTE: USE RED NUMBERED GRIDS ONLY

Chief Timekeeper:
 Clerk of Course:
 Weather & Track:
 Results: www.sportstimingservices.com
 Printed: 02/05/2010 15:14:38





Thundersport GB - Rounds 5 and 6

Sorted on Laps

Nitro Thundersport GP3

Snetterton 1.952 Miles

Race 6

03/05/2010 12:39

Race started at 12:39:24

Pos	No.	Name	Class	Make	Model	Laps	Total Tm	Diff	Best Tm	Best Spd	In Lap
1	20	Dylan Wyn Davies	GP3	Honda	125	12	16:17.541		1:20.264	87.551	12
2	95	Luke Hedger	GP3 C	Honda	125	12	16:17.548	0.007	1:19.416	88.486	9
3	131	Scott James	GP3 C	Honda	125	12	16:22.798	5.257	1:19.887	87.964	7
4	5	John Lea	GP3	Honda	125	12	16:26.487	8.946	1:20.312	87.499	11
5	99	Dave Hampton	GP3	Honda	125	12	16:31.010	13.469	1:20.522	87.271	12
6	21	Jason Douglas	GP3 C	Honda	125	12	16:31.070	13.529	1:20.314	87.497	12
7	28	Bradley Ray	GP3 C	Honda	125	12	16:46.017	28.476	1:22.027	85.669	7

Not classified ()

17	Tom Carne	GP3	Honda	125	7	9:37.173	DNF	1:19.356	88.553	7
45	Ewan Gray	GP3	Honda	125	3	4:21.882	DNF	1:24.370	83.290	2
37	Scott Dootson	GP3 C	Honda	125	2	3:07.882	DNF	1:28.845	79.095	2
13	Sam Burman	GP3	Honda	125	1	1:31.005	DNF	1:31.005	77.218	1
44	Gavin Perkins	GP3 C	Honda	125	1	1:32.805	DNF	1:28.685	79.238	1
38	Josh Eversfield	GP3	Honda	125		0.162	DNF		-	0

Margin of Victory	Avg. Speed	Best Lap Tm	Best Spd	Best Lap by
0.007	86.264	1:19.356	88.553	17 - Tom Carne

Chief Timekeeper:

Clerk of Course:

Weather & Track: Bright / Dry

Results: www.sportstimeservices.com





Thundersport GB - Rounds 5 and 6

Lapchart

Nitro Thundersport GP3

Snetterton 1.952 Miles

Race 6

03/05/2010 12:39

Race started at 12:39:24

Competitors	Laps													
	0	1	2	3	4	5	6	7	8	9	10	11	12	
Sam Burman (13)	1	13	20	20	20	20	20	20	20	20	20	95	95	20
Dylan Wyn Davies (20)	2	20	17	131	131	131	131	95	95	95	95	20	20	95
Luke Hedger (95)	3	95	131	17	17	17	95	17	17	131	131	131	131	131
Josh Eversfield (38)	4	38	5	95	95	95	17	131	131	5	5	5	5	5
Tom Carne (17)	5	17	13	5	5	5	5	5	5	21	21	99	99	99
Scott James (131)	6	131	95	21	99	99	99	99	99	99	99	21	21	21
Ewan Gray (45)	7	45	21	99	21	21	21	21	21	28	28	28	28	28
Jason Douglas (21)	8	21	99	45	45	28	28	28	28					
Gavin Perkins (44)	9	44	45	28	28									
Dave Hampton (99)	10	99	44	37										
John Lea (5)	11	5	28											
Bradley Ray (28)	12	28	37											
Scott Dootson (37)	13	37												


Chief Timekeeper:

Clerk of Course:

Weather & Track: Bright / Dry

Results: www.sportstimingservices.com





Thundersport GB - Rounds 5 and 6

Nitro Thundersport GP3

Snetterton 1.952 Miles

Race 6

03/05/2010 12:39

Race started at 12:39:24

Lap	Lap Tm	Diff	Time of Day
(20) Dylan Wyn Davies			
1	1:28.128	+7.864	12:40:52.282
2	1:21.606	+1.342	12:42:13.888
3	1:21.385	+1.121	12:43:35.273
4	1:21.205	+0.941	12:44:56.478
5	1:20.897	+0.633	12:46:17.375
6	1:20.645	+0.381	12:47:38.020
7	1:21.053	+0.789	12:48:59.073
8	1:20.405	+0.141	12:50:19.478
9	1:20.458	+0.194	12:51:39.936
10	1:21.069	+0.805	12:53:01.005
11	1:20.353	+0.089	12:54:21.358
12	1:20.264		12:55:41.622
(95) Luke Hedger			
1	1:31.269	+11.853	12:40:55.444
2	1:22.451	+3.035	12:42:17.895
3	1:21.441	+2.025	12:43:39.336
4	1:20.940	+1.524	12:45:00.276
5	1:20.948	+1.532	12:46:21.224
6	1:20.177	+0.761	12:47:41.401
7	1:19.616	+0.200	12:49:01.017
8	1:20.116	+0.700	12:50:21.133
9	1:19.416		12:51:40.549
10	1:20.101	+0.685	12:53:00.650
11	1:20.500	+1.084	12:54:21.150
12	1:20.479	+1.063	12:55:41.629
(131) Scott James			
1	1:26.591	+6.704	12:40:54.160
2	1:21.939	+2.052	12:42:16.099
3	1:21.288	+1.401	12:43:37.387
4	1:21.642	+1.755	12:44:59.029
5	1:21.615	+1.728	12:46:20.644
6	1:21.263	+1.376	12:47:41.907
7	1:19.887		12:49:01.794
8	1:20.640	+0.753	12:50:22.434
9	1:19.944	+0.057	12:51:42.378
10	1:21.152	+1.265	12:53:03.530
11	1:21.129	+1.242	12:54:24.659
12	1:22.220	+2.333	12:55:46.879
(5) John Lea			
1	1:26.436	+6.124	12:40:54.654
2	1:23.419	+3.107	12:42:18.073
3	1:22.371	+2.059	12:43:40.444
4	1:21.944	+1.632	12:45:02.388
5	1:21.967	+1.655	12:46:24.355
6	1:21.484	+1.172	12:47:45.839
7	1:21.453	+1.141	12:49:07.292
8	1:21.081	+0.769	12:50:28.373
9	1:20.601	+0.289	12:51:48.974
10	1:20.784	+0.472	12:53:09.758
11	1:20.312		12:54:30.070
12	1:20.498	+0.186	12:55:50.568
(99) Dave Hampton			
1	1:27.405	+6.883	12:40:55.617
2	1:23.356	+2.834	12:42:18.973
3	1:22.335	+1.813	12:43:41.308

Lap	Lap Tm	Diff	Time of Day
4	1:22.756	+2.234	12:45:04.064
5	1:21.934	+1.412	12:46:25.998
6	1:22.076	+1.554	12:47:48.074
7	1:21.709	+1.187	12:49:09.783
8	1:21.570	+1.048	12:50:31.353
9	1:21.055	+0.533	12:51:52.408
10	1:21.112	+0.590	12:53:13.520
11	1:21.049	+0.527	12:54:34.569
12	1:20.522		12:55:55.091
(21) Jason Douglas			
1	1:27.984	+7.670	12:40:55.567
2	1:22.763	+2.449	12:42:18.330
3	1:23.081	+2.767	12:43:41.411
4	1:23.046	+2.732	12:45:04.457
5	1:22.283	+1.969	12:46:26.740
6	1:21.577	+1.263	12:47:48.317
7	1:21.772	+1.458	12:49:10.089
8	1:20.724	+0.410	12:50:30.813
9	1:21.256	+0.942	12:51:52.069
10	1:21.477	+1.163	12:53:13.546
11	1:21.291	+0.977	12:54:34.837
12	1:20.314		12:55:55.151
(28) Bradley Ray			
1	1:29.306	+7.279	12:40:57.688
2	1:25.740	+3.713	12:42:23.428
3	1:23.893	+1.866	12:43:47.321
4	1:23.175	+1.148	12:45:10.496
5	1:23.122	+1.095	12:46:33.618
6	1:22.189	+0.162	12:47:55.807
7	1:22.027		12:49:17.834
8	1:22.408	+0.381	12:50:40.242
9	1:22.495	+0.468	12:52:02.737
10	1:22.577	+0.550	12:53:25.314
11	1:22.368	+0.341	12:54:47.682
12	1:22.416	+0.389	12:56:10.098
(17) Tom Carne			
1	1:26.613	+7.257	12:40:53.935
2	1:22.523	+3.167	12:42:16.458
3	1:21.664	+2.308	12:43:38.122
4	1:21.645	+2.289	12:44:59.767
5	1:21.632	+2.276	12:46:21.399
6	1:20.499	+1.143	12:47:41.898
7	1:19.356		12:49:01.254
(45) Ewan Gray			
1	1:28.887	+4.517	12:40:56.463
2	1:24.370		12:42:20.833
3	1:25.130	+0.760	12:43:45.963
(37) Scott Dootson			
1	1:33.904	+5.059	12:41:03.118
2	1:28.845		12:42:31.963
(13) Sam Burman			
1	1:31.005		12:40:55.086
(44) Gavin Perkins			
1	1:28.685		12:40:56.886

Chief Timekeeper:

Clerk of Course:

Weather & Track: Bright / Dry

Results: www.sportstimingservices.com

Printed: 03/05/2010 13:00:17





Thundersport GB - Rounds 5 and 6

Sorted on Laps

Nitro Thundersport GP3

Snetterton 1.952 Miles

Race 16

03/05/2010 16:41

Race started at 16:41:10

Pos	No.	Name	Class	Make	Model	Laps	Total Tm	Diff	Best Tm	Best Spd	In Lap
1	95	Luke Hedger	GP3 C	Honda	125	10	13:26.173		1:18.996	88.956	7
2	17	Tom Carne	GP3	Honda	125	10	13:27.012	0.839	1:19.326	88.586	7
3	21	Jason Douglas	GP3 C	Honda	125	10	13:36.709	10.536	1:19.921	87.927	6
4	131	Scott James	GP3 C	Honda	125	10	13:42.155	15.982	1:20.526	87.266	6
5	44	Gavin Perkins	GP3 C	Honda	125	10	13:45.412	19.239	1:21.344	86.389	10
6	28	Bradley Ray	GP3 C	Honda	125	10	13:56.286	30.113	1:21.194	86.548	3
7	99	Dave Hampton	GP3	Honda	125	10	13:56.639	30.466	1:22.101	85.592	2
Not classified ()											
	13	Sam Burman	GP3	Honda	125	4	5:31.659	DNF	1:20.537	87.254	4
	5	John Lea	GP3	Honda	125	4	5:32.125	DNF	1:20.574	87.214	3

Margin of Victory	Avg. Speed	Best Lap Tm	Best Spd	Best Lap by
0.839	87.167	1:18.996	88.956	95 - Luke Hedger

Chief Timekeeper:

Clerk of Course:

Weather & Track: Bright / Dry

Results: www.sportstimeservices.com





Thundersport GB - Rounds 5 and 6

Lapchart

Nitro Thundersport GP3

Snetterton 1.952 Miles

Race 16

03/05/2010 16:41

Race started at 16:41:10

Competitors	Laps										
	0	1	2	3	4	5	6	7	8	9	10
Sam Burman (13)	1	13	17	95	95	95	95	95	17	95	95
Luke Hedger (95)	2	95	95	17	17	17	17	17	95	17	17
Tom Carne (17)	3	17	131	131	131	131	21	131	21	21	21
Scott James (131)	4	131	21	21	13	13	21	131	21	131	131
Jason Douglas (21)	5	21	13	13	21	21	44	44	44	44	44
John Lea (5)	6	5	5	5	5	28	28	28	28	99	28
Dave Hampton (99)	7	99	28	28	28	99	99	99	99	28	99
Bradley Ray (28)	8	28	99	44	44	44					
Gavin Perkins (44)	9	44	44	99	99	99					

Chief Timekeeper:

Clerk of Course:

Weather & Track: Bright / Dry

Results: www.sportstimingservices.com

Printed: 03/05/2010 16:57:45





Thundersport GB - Rounds 5 and 6

Nitro Thundersport GP3

Snetterton 1.952 Miles

Race 16

03/05/2010 16:41

Race started at 16:41:10

Lap	Lap Tm	Diff	Time of Day
(95) Luke Hedger			
1	1:27.507	+8.511	16:42:38.121
2	1:19.584	+0.588	16:43:57.705
3	1:19.519	+0.523	16:45:17.224
4	1:19.675	+0.679	16:46:36.899
5	1:19.641	+0.645	16:47:56.540
6	1:19.426	+0.430	16:49:15.966
7	1:18.996		16:50:34.962
8	1:21.962	+2.966	16:51:56.924
9	1:20.105	+1.109	16:53:17.029
10	1:19.722	+0.726	16:54:36.751

Lap	Lap Tm	Diff	Time of Day
(17) Tom Carne			
1	1:23.694	+4.368	16:42:37.601
2	1:20.144	+0.818	16:43:57.745
3	1:19.668	+0.342	16:45:17.413
4	1:19.692	+0.366	16:46:37.105
5	1:19.552	+0.226	16:47:56.657
6	1:19.585	+0.259	16:49:16.242
7	1:19.326		16:50:35.568
8	1:21.197	+1.871	16:51:56.765
9	1:21.287	+1.961	16:53:18.052
10	1:19.538	+0.212	16:54:37.590

Lap	Lap Tm	Diff	Time of Day
(21) Jason Douglas			
1	1:25.566	+5.635	16:42:39.723
2	1:20.797	+0.876	16:44:00.520
3	1:21.313	+1.392	16:45:21.833
4	1:20.455	+0.534	16:46:42.288
5	1:21.118	+1.197	16:48:03.406
6	1:19.921		16:49:23.327
7	1:21.085	+1.164	16:50:44.412
8	1:21.364	+1.443	16:52:05.776
9	1:21.319	+1.398	16:53:27.095
10	1:20.192	+0.271	16:54:47.287

Lap	Lap Tm	Diff	Time of Day
(131) Scott James			
1	1:25.279	+4.753	16:42:39.410
2	1:21.017	+0.491	16:44:00.427
3	1:20.895	+0.369	16:45:21.322
4	1:20.844	+0.318	16:46:42.166
5	1:20.788	+0.262	16:48:02.954
6	1:20.526		16:49:23.480
7	1:20.732	+0.206	16:50:44.212
8	1:21.699	+1.173	16:52:05.911
9	1:22.714	+2.188	16:53:28.625
10	1:24.108	+3.582	16:54:52.733

Lap	Lap Tm	Diff	Time of Day
(44) Gavin Perkins			
1	1:26.282	+4.938	16:42:41.428
2	1:21.796	+0.452	16:44:03.224
3	1:21.364	+0.020	16:45:24.588
4	1:21.605	+0.261	16:46:46.193
5	1:21.870	+0.526	16:48:08.063
6	1:21.975	+0.631	16:49:30.038
7	1:21.430	+0.086	16:50:51.468
8	1:21.606	+0.262	16:52:13.074
9	1:21.572	+0.228	16:53:34.646
10	1:21.344		16:54:55.990

Lap	Lap Tm	Diff	Time of Day
(28) Bradley Ray			
1	1:25.981	+4.787	16:42:40.933
2	1:21.829	+0.635	16:44:02.762
3	1:21.194		16:45:23.956
4	1:21.758	+0.564	16:46:45.714
5	1:22.793	+1.599	16:48:08.507
6	1:22.076	+0.882	16:49:30.583
7	1:23.457	+2.263	16:50:54.040
8	1:24.613	+3.419	16:52:18.653
9	1:25.451	+4.257	16:53:44.104
10	1:22.760	+1.566	16:55:06.864

Lap	Lap Tm	Diff	Time of Day
(99) Dave Hampton			
1	1:26.508	+4.407	16:42:41.340
2	1:22.101		16:44:03.441
3	1:22.426	+0.325	16:45:25.867
4	1:22.666	+0.565	16:46:48.533
5	1:22.457	+0.356	16:48:10.990
6	1:22.187	+0.086	16:49:33.177
7	1:23.182	+1.081	16:50:56.359
8	1:22.860	+0.759	16:52:19.219
9	1:24.563	+2.462	16:53:43.782
10	1:23.435	+1.334	16:55:07.217

Lap	Lap Tm	Diff	Time of Day
(13) Sam Burman			
1	1:29.385	+8.848	16:42:39.963
2	1:21.100	+0.563	16:44:01.063
3	1:20.637	+0.100	16:45:21.700
4	1:20.537		16:46:42.237

Lap	Lap Tm	Diff	Time of Day
(5) John Lea			
1	1:25.608	+5.034	16:42:40.337
2	1:21.190	+0.616	16:44:01.527
3	1:20.574		16:45:22.101
4	1:20.602	+0.028	16:46:42.703

Chief Timekeeper:

Clerk of Course:

Weather & Track: Bright / Dry

Results: www.sportstimingservices.com

Printed: 03/05/2010 17:00:09





Thundersport GB - Rounds 5 and 6

Sorted on Best Lap time

Termignoni Superstock 600

Snetterton 1.952 Miles

1st Qualifying

01/05/2010 16:22

Practice started at 16:22:49

Pos	No.	Name	Class	Make	Model	Best Tm	In Lap	Diff	2nd Best	2nd Lap
1	143	Seb Bulpin	Superstock 600	Yamaha	600	1:11.532	6		1:11.682	4
2	8	Marc Hughes	Superstock 600	Yamaha	600	1:12.053	4	0.521	1:12.442	5
3	23	Erol Ahmet	Superstock 600	Yamaha	600	1:12.627	11	1.095	1:13.371	10
4	5	Sam Middlemas	Superstock 600	Triumph	675	1:12.783	10	1.251	1:13.008	11
5	94	Chaz Beale	Superstock 600	Yamaha	600	1:13.443	11	1.911	1:14.072	8
6	4	Tom Gazzard	Superstock 600	Suzuki	600	1:13.547	4	2.015	1:13.588	5
7	47	Nick Anderson	Superstock 600	Yamaha	600	1:13.952	9	2.420	1:14.256	8
8	31	Greg James	Superstock 600	Kawasaki	600	1:14.199	8	2.667	1:14.364	12
9	98	Rob Brown	Superstock 600	Yamaha	600	1:14.271	4	2.739	1:14.674	7
10	48	Scott Wilson	Superstock 600	Kawasaki	600	1:14.380	10	2.848	1:15.213	9
11	24	Mark Newland	Superstock 600	Yamaha	600	1:14.510	7	2.978	1:14.900	9
12	17	Adam Robinson	Superstock 600	Triumph	675	1:14.636	10	3.104	1:14.652	7
13	131	Greg Scanlan	Superstock 600	Yamaha	600	1:14.987	12	3.455	1:15.387	11
14	168	Ryan Cox	Superstock 600	Honda	600	1:15.505	5	3.973	1:15.735	4
15	26	Daniel Taylor	Superstock 600	Yamaha	600	1:15.585	6	4.053	1:15.683	4
16	41	Stewart Bradford	Superstock 600	Suzuki	600	1:15.749	10	4.217	1:15.984	11
17	2	Ricardo Ballerini	Superstock 600	Honda	600	1:15.853	8	4.321	1:16.096	5
18	35	Matthew Shellcock	Superstock 600	Honda	600	1:15.962	6	4.430	1:16.128	8
19	96	Callum O'Shea	Superstock 600	Honda	600	1:16.110	12	4.578	1:16.219	10
20	7	Jodie Chalk	Superstock 600	Triumph	675	1:16.757	4	5.225	1:16.808	3

Announcements

***** No 24 - No Transponder *****

Chief Timekeeper:

Clerk of Course:

Weather & Track: Bright / Dry

Results: www.sportstimingservices.com

Printed: 01/05/2010 16:39:42





Thundersport GB - Rounds 5 and 6

Sorted on Best Lap time

Termignoni Superstock 600

Snetterton 1.952 Miles

2nd Qualifying

02/05/2010 11:15

Practice started at 11:15:33

Pos	No.	Name	Class	Make	Model	Best Tm	In Lap	Diff	2nd Best	2nd Lap
1	8	Marc Hughes	Superstock 600	Yamaha	600	1:23.026	8		1:23.044	7
2	4	Tom Gazzard	Superstock 600	Suzuki	600	1:23.167	9	0.141	1:23.502	8
3	2	Ricardo Ballerini	Superstock 600	Honda	600	1:24.162	6	1.136	1:24.832	5
4	47	Nick Anderson	Superstock 600	Yamaha	600	1:24.219	8	1.193	1:24.964	7
5	5	Sam Middlemas	Superstock 600	Triumph	675	1:24.414	4	1.388	1:25.143	5
6	94	Chaz Beale	Superstock 600	Yamaha	600	1:24.832	8	1.806	1:25.308	5
7	168	Ryan Cox	Superstock 600	Honda	600	1:24.961	8	1.935	1:24.968	7
8	98	Rob Brown	Superstock 600	Yamaha	600	1:24.982	8	1.956	1:25.743	7
9	24	Mark Newland	Superstock 600	Yamaha	600	1:25.057	7	2.031	1:25.540	8
10	41	Stewart Bradford	Superstock 600	Suzuki	600	1:25.769	7	2.743	1:26.572	6
11	23	Erol Ahmet	Superstock 600	Yamaha	600	1:26.025	3	2.999	1:26.519	4
12	131	Greg Scanlan	Superstock 600	Yamaha	600	1:26.419	6	3.393	1:26.756	5
13	48	Scott Wilson	Superstock 600	Kawasaki	600	1:27.533	7	4.507	1:28.692	6
14	96	Callum O'Shea	Superstock 600	Honda	600	1:27.641	5	4.615	1:30.005	4
15	17	Adam Robinson	Superstock 600	Triumph	675	1:28.151	6	5.125	1:28.324	8
16	31	Greg James	Superstock 600	Kawasaki	600	1:28.664	4	5.638	1:29.377	8
17	35	Matthew Shellcock	Superstock 600	Honda	600	1:29.676	3	6.650	1:30.239	4
18	26	Daniel Taylor	Superstock 600	Yamaha	600	1:29.808	8	6.782	1:30.351	7
19	7	Jodie Chalk	Superstock 600	Triumph	675	1:30.374	5	7.348	1:30.804	4

Chief Timekeeper:

Clerk of Course:

Weather & Track: Cloudy / Wet

Results: www.sportstimeservices.com

Printed: 02/05/2010 11:31:34





Thundersport GB - Rounds 5 and 6

Termignoni Superstock 600

Snetterton 1.952 Miles

Qualifying Overall

Pos	No.	Name	Class	Make	Model	Overall BestTm	R1. Best Tm	R2. Best Tm	Diff
1	143	Seb Bulpin	Superstock 600	Yamaha	600	1:11.532	1:11.532		
2	8	Marc Hughes	Superstock 600	Yamaha	600	1:12.053	1:12.053	1:23.026	0.521
3	23	Erol Ahmet	Superstock 600	Yamaha	600	1:12.627	1:12.627	1:26.025	1.095
4	5	Sam Middlemas	Superstock 600	Triumph	675	1:12.783	1:12.783	1:24.414	1.251
5	94	Chaz Beale	Superstock 600	Yamaha	600	1:13.443	1:13.443	1:24.832	1.911
6	4	Tom Gazzard	Superstock 600	Suzuki	600	1:13.547	1:13.547	1:23.167	2.015
7	47	Nick Anderson	Superstock 600	Yamaha	600	1:13.952	1:13.952	1:24.219	2.420
8	31	Greg James	Superstock 600	Kawasaki	600	1:14.199	1:14.199	1:28.664	2.667
9	98	Rob Brown	Superstock 600	Yamaha	600	1:14.271	1:14.271	1:24.982	2.739
10	48	Scott Wilson	Superstock 600	Kawasaki	600	1:14.380	1:14.380	1:27.533	2.848
11	24	Mark Newland	Superstock 600	Yamaha	600	1:14.510	1:14.510	1:25.057	2.978
12	17	Adam Robinson	Superstock 600	Triumph	675	1:14.636	1:14.636	1:28.151	3.104
13	131	Greg Scanlan	Superstock 600	Yamaha	600	1:14.987	1:14.987	1:26.419	3.455
14	168	Ryan Cox	Superstock 600	Honda	600	1:15.505	1:15.505	1:24.961	3.973
15	26	Daniel Taylor	Superstock 600	Yamaha	600	1:15.585	1:15.585	1:29.808	4.053
16	41	Stewart Bradford	Superstock 600	Suzuki	600	1:15.749	1:15.749	1:25.769	4.217
17	2	Ricardo Ballerini	Superstock 600	Honda	600	1:15.853	1:15.853	1:24.162	4.321
18	35	Matthew Shellcock	Superstock 600	Honda	600	1:15.962	1:15.962	1:29.676	4.430
19	96	Callum O'Shea	Superstock 600	Honda	600	1:16.110	1:16.110	1:27.641	4.578
20	7	Jodie Chalk	Superstock 600	Triumph	675	1:16.757	1:16.757	1:30.374	5.225

Chief Timekeeper:

Clerk of Course:

Weather & Track:

Results: www.sportstimingservices.com

Printed: 02/05/2010 11:32:14






Thundersport GB - Rounds 5 and 6

Snetterton 1.952 Miles

Termignoni Superstock 600

02/05/2010

Sunday Race 8 (Superpole)



POLE POSITION


** NOTE: USE RED GRID POSITIONS ONLY **

1	1 143	2 8	3 23	4 5
2	5 94	6 4	7 47	8 31
3	9 98	10 48	11 24	12 17
4	13 131	14 168	15 26	16 41
5	17 2	18 35	19 96	20 7

** NOTE: USE RED GRID POSITIONS ONLY **

Chief Timekeeper:
 Clerk of Course:
 Weather & Track:
 Results: www.sportstimeservices.com
 Printed: 02/05/2010 11:35:04





Thundersport GB - Rounds 5 and 6

Sorted on Laps

Termignoni Superstock 600

Snetterton 1.952 Miles

Race 8 (Superpole)

02/05/2010 15:12

Race started at 15:12:15

Pos	No.	Name	Class	Make	Model	Laps	Total Tm	Diff	Best Tm	Best Spd	In Lap
1	143	Seb Bulpin	Superstock 600	Yamaha	600	14	17:12.380		1:12.572	96.831	4
2	4	Tom Gazzard	Superstock 600	Suzuki	600	14	17:17.017	4.637	1:12.912	96.379	9
3	23	Erol Ahmet	Superstock 600	Yamaha	600	14	17:20.968	8.588	1:12.937	96.346	9
4	98	Rob Brown	Superstock 600	Yamaha	600	14	17:26.710	14.330	1:13.303	95.865	13
5	5	Sam Middlemas	Superstock 600	Triumph	675	14	17:27.205	14.825	1:13.216	95.979	14
6	24	Mark Newland	Superstock 600	Yamaha	600	14	17:30.038	17.658	1:13.197	96.004	13
7	47	Nick Anderson	Superstock 600	Yamaha	600	14	17:31.621	19.241	1:13.680	95.375	14
8	48	Scott Wilson	Superstock 600	Kawasaki	600	14	17:34.138	21.758	1:13.419	95.714	9
9	94	Chaz Beale	Superstock 600	Yamaha	600	14	17:38.393	26.013	1:13.549	95.544	12
10	31	Greg James	Superstock 600	Kawasaki	600	14	17:39.484	27.104	1:13.998	94.965	14
11	131	Greg Scanlan	Superstock 600	Yamaha	600	14	17:39.978	27.598	1:13.892	95.101	7
12	2	Ricardo Ballerini	Superstock 600	Honda	600	14	17:46.776	34.396	1:14.386	94.469	9
13	17	Adam Robinson	Superstock 600	Triumph	675	14	17:57.538	45.158	1:14.632	94.158	12
14	26	Daniel Taylor	Superstock 600	Yamaha	600	14	18:02.351	49.971	1:15.642	92.901	12
15	41	Stewart Bradford	Superstock 600	Suzuki	600	14	18:04.409	52.029	1:15.676	92.859	13
16	96	Callum O'Shea	Superstock 600	Honda	600	14	18:07.434	55.054	1:15.987	92.479	12
17	168	Ryan Cox	Superstock 600	Honda	600	14	18:09.960	57.580	1:16.237	92.176	10
18	35	Matthew Shellcock	Superstock 600	Honda	600	14	18:17.606	1:05.226	1:15.707	92.821	9

Not classified (0)

7	Jodie Chalk	Superstock 600	Triumph	675	2	2:51.690	DNF	1:20.746	87.028	2
8	Marc Hughes	Superstock 600	Yamaha	600		0.029	DNF		-	0

Announcements

**** No.47 - PLEASE PUT TRANSPONDER ON FOR RACES ****

No.35 - 10 Second Penalty - JUMP START

Margin of Victory	Avg. Speed	Best Lap Tm	Best Spd	Best Lap by
4.637	95.295	1:12.572	96.831	143 - Seb Bulpin

Chief Timekeeper:

Clerk of Course:

Weather & Track: Cloudy / Dry

Results: www.sportstimingservices.com





Thundersport GB - Rounds 5 and 6

Lapchart

Termignoni Superstock 600

Snetterton 1.952 Miles

Race 8 (Superpole)

02/05/2010 15:12

Race started at 15:12:15

Competitors	Laps														
	0	1	2	3	4	5	6	7	8	9	10	11	12	13	14
Erol Ahmet (23)	1	23	143	143	143	143	143	143	143	143	143	143	143	143	143
Seb Bulpin (143)	2	143	23	23	4	4	4	4	4	4	4	4	4	4	4
Sam Middlemas (5)	3	5	4	4	23	23	23	23	23	23	23	23	23	23	23
Marc Hughes (8)	4	8	31	5	5	5	5	5	98	98	98	98	98	98	98
Tom Gazzard (4)	5	4	5	98	47	47	98	98	5	5	5	5	5	5	5
Nick Anderson (47)	6	47	47	31	98	98	47	47	47	47	47	47	24	24	24
Chaz Beale (94)	7	94	24	47	24	24	24	24	24	24	24	24	47	47	47
Greg James (31)	8	31	98	48	31	48	48	48	48	48	48	48	48	48	48
Rob Brown (98)	9	98	94	24	48	31	31	131	131	31	31	94	94	94	94
Scott Wilson (48)	10	48	131	131	94	94	94	131	31	31	94	94	31	31	31
Mark Newland (24)	11	24	48	94	131	131	131	94	94	94	131	131	131	131	131
Adam Robinson (17)	12	17	41	2	2	2	2	2	2	2	2	2	2	2	2
Matthew Shellcock (35)	13	35	2	41	41	26	26	26	17	17	17	17	17	17	17
Greg Scanlan (131)	14	131	35	26	26	35	17	17	26	26	26	26	26	26	26
Ryan Cox (168)	15	168	96	35	35	41	35	35	35	41	35	41	41	41	41
Daniel Taylor (26)	16	26	26	96	96	17	41	41	41	35	41	35	35	35	96
Stewart Bradford (41)	17	41	168	168	17	96	96	96	96	96	96	96	96	35	35
Jodie Chalk (7)	18	7	17	17	168	168	168	168	168	168	168	168	168	168	168
Ricardo Ballerini (2)	19	2	7	7											
Callum O'Shea (96)	20	96													

Chief Timekeeper:

Clerk of Course:

Weather & Track: Cloudy / Dry

Results: www.sportstimingservices.com

Printed: 02/05/2010 15:32:37





Thundersport GB - Rounds 5 and 6

Termignoni Superstock 600

Snetterton 1.952 Miles

Race 8 (Superpole)

02/05/2010 15:12

Race started at 15:12:15

Lap	Lap Tm	Diff	Time of Day
(143) Seb Bulpin			
1	1:21.078	+8.506	15:13:36.865
2	1:12.855	+0.283	15:14:49.720
3	1:12.790	+0.218	15:16:02.510
4	1:12.572		15:17:15.082
5	1:12.762	+0.190	15:18:27.844
6	1:12.927	+0.355	15:19:40.771
7	1:13.133	+0.561	15:20:53.904
8	1:13.266	+0.694	15:22:07.170
9	1:12.987	+0.415	15:23:20.157
10	1:14.147	+1.575	15:24:34.304
11	1:13.281	+0.709	15:25:47.585
12	1:12.682	+0.110	15:27:00.267
13	1:13.056	+0.484	15:28:13.323
14	1:14.821	+2.249	15:29:28.144
(4) Tom Gazzard			
1	1:18.301	+5.389	15:13:39.209
2	1:13.633	+0.721	15:14:52.842
3	1:13.415	+0.503	15:16:06.257
4	1:13.373	+0.461	15:17:19.630
5	1:13.743	+0.831	15:18:33.373
6	1:13.734	+0.822	15:19:47.107
7	1:13.110	+0.198	15:21:00.217
8	1:12.975	+0.063	15:22:13.192
9	1:12.912		15:23:26.104
10	1:13.464	+0.552	15:24:39.568
11	1:13.358	+0.446	15:25:52.926
12	1:13.426	+0.514	15:27:06.352
13	1:13.276	+0.364	15:28:19.628
14	1:13.153	+0.241	15:29:32.781
(23) Erol Ahmet			
1	1:23.004	+10.067	15:13:38.768
2	1:13.707	+0.770	15:14:52.475
3	1:14.088	+1.151	15:16:06.563
4	1:13.727	+0.790	15:17:20.290
5	1:13.658	+0.721	15:18:33.948
6	1:14.575	+1.638	15:19:48.523
7	1:14.094	+1.157	15:21:02.617
8	1:14.094	+1.157	15:22:16.711
9	1:12.937		15:23:29.648
10	1:13.301	+0.364	15:24:42.949
11	1:13.501	+0.564	15:25:56.450
12	1:13.244	+0.307	15:27:09.694
13	1:13.038	+0.101	15:28:22.732
14	1:14.000	+1.063	15:29:36.732
(98) Rob Brown			
1	1:20.779	+7.476	15:13:42.220
2	1:15.239	+1.936	15:14:57.459
3	1:15.031	+1.728	15:16:12.490
4	1:13.817	+0.514	15:17:26.307
5	1:13.477	+0.174	15:18:39.784
6	1:13.384	+0.081	15:19:53.168
7	1:13.610	+0.307	15:21:06.778
8	1:13.487	+0.184	15:22:20.265
9	1:13.834	+0.531	15:23:34.099
10	1:13.849	+0.546	15:24:47.948
11	1:13.943	+0.640	15:26:01.891

Lap	Lap Tm	Diff	Time of Day
12	1:13.976	+0.673	15:27:15.867
13	1:13.303		15:28:29.170
14	1:13.304	+0.001	15:29:42.474
(5) Sam Middlemas			
1	1:25.413	+12.197	15:13:41.205
2	1:14.645	+1.429	15:14:55.850
3	1:14.940	+1.724	15:16:10.790
4	1:13.957	+0.741	15:17:24.747
5	1:14.083	+0.867	15:18:38.830
6	1:14.107	+0.891	15:19:52.937
7	1:14.464	+1.248	15:21:07.401
8	1:13.645	+0.429	15:22:21.046
9	1:13.903	+0.687	15:23:34.949
10	1:13.991	+0.775	15:24:48.940
11	1:13.672	+0.456	15:26:02.612
12	1:13.416	+0.200	15:27:16.028
13	1:13.725	+0.509	15:28:29.753
14	1:13.216		15:29:42.969
(24) Mark Newland			
1	1:20.185	+6.988	15:13:41.763
2	1:16.392	+3.195	15:14:58.155
3	1:15.535	+2.338	15:16:13.690
4	1:14.633	+1.436	15:17:28.323
5	1:14.679	+1.482	15:18:43.002
6	1:14.090	+0.893	15:19:57.092
7	1:13.545	+0.348	15:21:10.637
8	1:13.478	+0.281	15:22:24.115
9	1:13.423	+0.226	15:23:37.538
10	1:13.787	+0.590	15:24:51.325
11	1:14.029	+0.832	15:26:05.354
12	1:13.513	+0.316	15:27:18.867
13	1:13.197		15:28:32.064
14	1:13.738	+0.541	15:29:45.802
(47) Nick Anderson			
1	1:20.571	+6.891	15:13:41.619
2	1:16.242	+2.562	15:14:57.862
3	1:14.013	+0.333	15:16:11.875
4	1:14.024	+0.344	15:17:25.899
5	1:14.148	+0.468	15:18:40.047
6	1:14.262	+0.582	15:19:54.309
7	1:14.218	+0.538	15:21:08.527
8	1:14.279	+0.599	15:22:22.806
9	1:14.277	+0.597	15:23:37.083
10	1:14.079	+0.399	15:24:51.162
11	1:13.923	+0.243	15:26:05.085
12	1:14.495	+0.815	15:27:19.580
13	1:14.125	+0.445	15:28:33.705
14	1:13.680		15:29:47.385
(48) Scott Wilson			
1	1:21.415	+7.996	15:13:42.951
2	1:15.198	+1.779	15:14:58.149
3	1:15.878	+2.459	15:16:14.027
4	1:15.130	+1.711	15:17:29.157
5	1:14.617	+1.198	15:18:43.774
6	1:15.101	+1.682	15:19:58.875
7	1:14.308	+0.889	15:21:13.183
8	1:14.333	+0.914	15:22:27.516

Lap	Lap Tm	Diff	Time of Day
9	1:13.419		15:23:40.935
10	1:13.866	+0.447	15:24:54.801
11	1:13.492	+0.073	15:26:08.293
12	1:13.765	+0.346	15:27:22.058
13	1:13.464	+0.045	15:28:35.522
14	1:14.380	+0.961	15:29:49.902
(94) Chaz Beale			
1	1:21.250	+7.701	15:13:42.318
2	1:16.719	+3.170	15:14:59.037
3	1:15.837	+2.288	15:16:14.874
4	1:15.180	+1.631	15:17:30.054
5	1:14.986	+1.437	15:18:45.040
6	1:14.798	+1.249	15:19:59.838
7	1:14.861	+1.312	15:21:14.699
8	1:14.207	+0.658	15:22:28.906
9	1:14.887	+1.338	15:23:43.793
10	1:14.676	+1.127	15:24:58.469
11	1:14.210	+0.661	15:26:12.679
12	1:13.549		15:27:26.228
13	1:13.903	+0.354	15:28:40.131
14	1:14.026	+0.477	15:29:54.157
(31) Greg James			
1	1:20.061	+6.063	15:13:41.188
2	1:16.489	+2.491	15:14:57.677
3	1:16.159	+2.161	15:16:13.836
4	1:15.974	+1.976	15:17:29.810
5	1:14.693	+0.695	15:18:44.503
6	1:15.086	+1.088	15:19:59.589
7	1:14.753	+0.755	15:21:14.342
8	1:14.342	+0.344	15:22:28.684
9	1:14.782	+0.784	15:23:43.466
10	1:14.410	+0.412	15:24:57.876
11	1:15.043	+1.045	15:26:12.919
12	1:14.130	+0.132	15:27:27.049
13	1:14.201	+0.203	15:28:41.250
14	1:13.998		15:29:55.248
(131) Greg Scanlan			
1	1:20.829	+6.937	15:13:42.884
2	1:15.859	+1.967	15:14:58.743
3	1:16.155	+2.263	15:16:14.898
4	1:15.354	+1.462	15:17:30.252
5	1:14.795	+0.903	15:18:45.047
6	1:14.626	+0.734	15:19:59.673
7	1:13.892		15:21:13.565
8	1:15.041	+1.149	15:22:28.606
9	1:15.256	+1.364	15:23:43.862
10	1:15.020	+1.128	15:24:58.882
11	1:14.127	+0.235	15:26:13.009
12	1:14.413	+0.521	15:27:27.422
13	1:14.414	+0.522	15:28:41.836
14	1:13.906	+0.014	15:29:55.742
(2) Ricardo Ballerini			
1	1:21.387	+7.001	15:13:43.998
2	1:15.839	+1.453	15:14:59.837
3	1:15.255	+0.869	15:16:15.092
4	1:15.384	+0.998	15:17:30.476
5	1:14.719	+0.333	15:18:45.195

Chief Timekeeper:

Clerk of Course:

Weather & Track: Cloudy / Dry

Results: www.sportstimingservices.com

Printed: 02/05/2010 15:33:31





Thundersport GB - Rounds 5 and 6

Termignoni Superstock 600

Snetterton 1.952 Miles

Race 8 (Superpole)

02/05/2010 15:12

Race started at 15:12:15

Lap	Lap Tm	Diff	Time of Day
6	1:15.075	+0.689	15:20:00.270
7	1:14.645	+0.259	15:21:14.915
8	1:14.592	+0.206	15:22:29.507
9	1:14.386		15:23:43.893
10	1:15.825	+1.439	15:24:59.718
11	1:15.069	+0.683	15:26:14.787
12	1:15.942	+1.556	15:27:30.729
13	1:15.847	+1.461	15:28:46.576
14	1:15.964	+1.578	15:30:02.540

(17) Adam Robinson

1	1:24.345	+9.713	15:13:46.134
2	1:17.647	+3.015	15:15:03.781
3	1:16.640	+2.008	15:16:20.421
4	1:16.728	+2.096	15:17:37.149
5	1:16.815	+2.183	15:18:53.964
6	1:16.613	+1.981	15:20:10.577
7	1:15.215	+0.583	15:21:25.792
8	1:15.249	+0.617	15:22:41.041
9	1:15.257	+0.625	15:23:56.298
10	1:15.430	+0.798	15:25:11.728
11	1:14.974	+0.342	15:26:26.702
12	1:14.632		15:27:41.334
13	1:15.091	+0.459	15:28:56.425
14	1:16.877	+2.245	15:30:13.302

(26) Daniel Taylor

1	1:22.581	+6.939	15:13:44.693
2	1:16.656	+1.014	15:15:01.349
3	1:17.971	+2.329	15:16:19.320
4	1:17.072	+1.430	15:17:36.392
5	1:17.228	+1.586	15:18:53.620
6	1:16.682	+1.040	15:20:10.302
7	1:16.559	+0.917	15:21:26.861
8	1:16.009	+0.367	15:22:42.870
9	1:15.807	+0.165	15:23:58.677
10	1:16.013	+0.371	15:25:14.690
11	1:16.249	+0.607	15:26:30.939
12	1:15.642		15:27:46.581
13	1:15.804	+0.162	15:29:02.385
14	1:15.730	+0.088	15:30:18.115

(41) Stewart Bradford

1	1:21.251	+5.575	15:13:43.454
2	1:17.651	+1.975	15:15:01.105
3	1:18.077	+2.401	15:16:19.182
4	1:17.911	+2.235	15:17:37.093
5	1:18.076	+2.400	15:18:55.169
6	1:16.906	+1.230	15:20:12.075
7	1:16.588	+0.912	15:21:28.663
8	1:16.163	+0.487	15:22:44.826
9	1:16.345	+0.669	15:24:01.171
10	1:15.680	+0.004	15:25:16.851
11	1:15.841	+0.165	15:26:32.692
12	1:15.829	+0.153	15:27:48.521
13	1:15.676		15:29:04.197
14	1:15.976	+0.300	15:30:20.173

(96) Callum O'Shea

1	1:21.995	+6.008	15:13:44.673
2	1:17.805	+1.818	15:15:02.478

Lap	Lap Tm	Diff	Time of Day
3	1:17.703	+1.716	15:16:20.181
4	1:17.477	+1.490	15:17:37.658
5	1:17.615	+1.628	15:18:55.273
6	1:17.126	+1.139	15:20:12.399
7	1:16.801	+0.814	15:21:29.200
8	1:16.345	+0.358	15:22:45.545
9	1:16.115	+0.128	15:24:01.660
10	1:16.062	+0.075	15:25:17.722
11	1:16.167	+0.180	15:26:33.889
12	1:15.987		15:27:49.876
13	1:16.293	+0.306	15:29:06.169
14	1:17.029	+1.042	15:30:23.198

(168) Ryan Cox

1	1:23.087	+6.850	15:13:45.184
2	1:18.023	+1.786	15:15:03.207
3	1:18.018	+1.781	15:16:21.225
4	1:17.040	+0.803	15:17:38.265
5	1:17.686	+1.449	15:18:55.951
6	1:16.655	+0.418	15:20:12.606
7	1:16.994	+0.757	15:21:29.600
8	1:16.560	+0.323	15:22:46.160
9	1:16.392	+0.155	15:24:02.552
10	1:16.237		15:25:18.789
11	1:16.314	+0.077	15:26:35.103
12	1:16.456	+0.219	15:27:51.559
13	1:16.533	+0.296	15:29:08.092
14	1:17.632	+1.395	15:30:25.724

(35) Matthew Shellcock

1	1:22.180	+6.473	15:13:44.071
2	1:17.837	+2.130	15:15:01.908
3	1:17.785	+2.078	15:16:19.693
4	1:17.345	+1.638	15:17:37.038
5	1:17.405	+1.698	15:18:54.443
6	1:17.173	+1.466	15:20:11.616
7	1:16.676	+0.969	15:21:28.292
8	1:16.688	+0.981	15:22:44.980
9	1:15.707		15:24:00.687
10	1:16.650	+0.943	15:25:17.337
11	1:15.791	+0.084	15:26:33.128
12	1:16.431	+0.724	15:27:49.559
13	1:16.848	+1.141	15:29:06.407
14	1:16.963	+1.256	15:30:23.370

(7) Jodie Chalk

1	1:24.171	+3.425	15:13:46.708
2	1:20.746		15:15:07.454

Chief Timekeeper:

Clerk of Course:

Weather & Track: Cloudy / Dry

Results: www.sportstimingservices.com

Printed: 02/05/2010 15:33:31






Thundersport GB - Rounds 5 and 6

Snetterton 1.952 Miles

Termignoni Superstock 600

03/05/2010

Monday Race 8 & 18



POLE POSITION

** NOTE: USE RED GRID POSITIONS ONLY **

1	1 143	2 4	3 23	4 98
2	5 8	6 5	7 94	8 47
3	9 31	10 48	11 24	12 17
4	13 131	14 168	15 26	16 41
5	17 2	18 35	19 96	20 7

**** NOTE: USE RED GRID POSITIONS ONLY ****

Chief Timekeeper:

Clerk of Course:

Weather & Track:

Results: www.sportstimeservices.com

Printed: 02/05/2010 15:36:18





Thundersport GB - Rounds 5 and 6

Sorted on Laps

Termignoni Superstock 600

Snetterton 1.952 Miles

Race 8

03/05/2010 14:13

Race started at 14:13:59

Pos	No.	Name	Class	Make	Model	Laps	Total Tm	Diff	Best Tm	Best Spd	In Lap
1	143	Seb Bulpin	Superstock 600	Yamaha	600	10	12:21.520		1:12.668	96.703	6
2	8	Marc Hughes	Superstock 600	Yamaha	600	10	12:28.052	6.532	1:12.999	96.264	10
3	23	Erol Ahmet	Superstock 600	Yamaha	600	10	12:28.471	6.951	1:13.304	95.864	10
4	4	Tom Gazzard	Superstock 600	Suzuki	600	10	12:29.310	7.790	1:13.505	95.602	10
5	98	Rob Brown	Superstock 600	Yamaha	600	10	12:30.388	8.868	1:13.204	95.995	8
6	47	Nick Anderson	Superstock 600	Yamaha	600	10	12:32.503	10.983	1:13.375	95.770	6
7	5	Sam Middlemas	Superstock 600	Triumph	675	10	12:36.102	14.582	1:14.282	94.602	4
8	48	Scott Wilson	Superstock 600	Kawasaki	600	10	12:38.593	17.073	1:13.816	95.199	8
9	31	Greg James	Superstock 600	Kawasaki	600	10	12:46.098	24.578	1:14.430	94.414	10
10	94	Chaz Beale	Superstock 600	Yamaha	600	10	12:46.562	25.042	1:13.643	95.423	10
11	131	Greg Scanlan	Superstock 600	Yamaha	600	10	12:48.069	26.549	1:14.521	94.298	8
12	24	Mark Newland	Superstock 600	Yamaha	600	10	12:49.814	28.294	1:15.159	93.498	9
13	2	Ricardo Ballerini	Superstock 600	Honda	600	10	12:50.745	29.225	1:15.147	93.513	4
14	26	Daniel Taylor	Superstock 600	Yamaha	600	10	12:57.580	36.060	1:15.363	93.245	10
15	168	Ryan Cox	Superstock 600	Honda	600	10	13:02.792	41.272	1:16.022	92.436	8
16	35	Matthew Shellcock	Superstock 600	Honda	600	10	13:02.901	41.381	1:15.518	93.053	8
17	17	Adam Robinson	Superstock 600	Triumph	675	10	13:04.505	42.985	1:16.045	92.408	7
18	7	Jodie Chalk	Superstock 600	Triumph	675	10	13:34.787	1:13.267	1:19.759	88.105	3

Not classified ()

96	Callum O'Shea	Superstock 600	Honda	600	8	10:35.187	DNF	1:17.028	91.229	7
41	Stewart Bradford	Superstock 600	Suzuki	600	2	2:49.210	DNF	1:20.576	87.212	2

Announcements

**** No. 2 & 47 - PLEASE PUT TRANSPONDER ON FOR RACES ****

Margin of Victory	Avg. Speed	Best Lap Tm	Best Spd	Best Lap by
6.532	94.768	1:12.668	96.703	143 - Seb Bulpin

Chief Timekeeper:

Clerk of Course:

Weather & Track: Bright / Dry

Results: www.sportstiming.com





Thundersport GB - Rounds 5 and 6

Lapchart

Termignoni Superstock 600

Snetterton 1.952 Miles

Race 8

03/05/2010 14:13

Race started at 14:13:59

Competitors	Laps										
	0	1	2	3	4	5	6	7	8	9	10
Rob Brown (98)	1	98	143	143	143	143	143	143	143	143	143
Tom Gazzard (4)	2	4	8	8	98	98	98	98	8	8	8
Seb Bulpin (143)	3	143	4	98	8	8	8	4	23	23	23
Erol Ahmet (23)	4	23	98	4	4	4	4	8	4	4	4
Marc Hughes (8)	5	8	23	23	23	23	23	98	98	98	98
Sam Middlemas (5)	6	5	24	24	5	5	5	5	5	5	5
Greg James (31)	7	31	5	5	24	24	48	48	48	48	48
Chaz Beale (94)	8	94	31	48	48	48	24	24	31	31	31
Mark Newland (24)	9	24	48	94	94	94	31	31	131	131	131
Scott Wilson (48)	10	48	131	31	31	31	131	131	94	94	94
Adam Robinson (17)	11	17	26	131	131	131	94	94	24	24	24
Stewart Bradford (41)	12	41	94	26	26	26	26	26	26	26	26
Greg Scanlan (131)	13	131	41	96	96	168	168	168	168	168	168
Daniel Taylor (26)	14	26	168	168	168	96	96	35	35	35	35
Ryan Cox (168)	15	168	96	35	35	35	35	17	17	17	17
Jodie Chalk (7)	16	7	7	41	17	17	17	96	96	96	7
Callum O'Shea (96)	17	96	35	17	7	7	7	7	7	7	47
Matthew Shellcock (35)	18	35	17	7	47	47	47	47	47	47	47
Nick Anderson (47)	19	47	47	47	2	2	2	2	2	2	2
Ricardo Ballerini (2)	20	2	2	2							

Chief Timekeeper:

Clerk of Course:

Weather & Track: Bright / Dry

Results: www.sportstimingservices.com

Printed: 03/05/2010 14:31:17





Thundersport GB - Rounds 5 and 6

Termignoni Superstock 600

Snetterton 1.952 Miles

Race 8

03/05/2010 14:13

Race started at 14:13:59

Lap	Lap Tm	Diff	Time of Day
(143) Seb Bulpin			
1	1:20.763	+8.095	14:15:20.459
2	1:13.882	+1.214	14:16:34.341
3	1:13.370	+0.702	14:17:47.711
4	1:13.117	+0.449	14:19:00.828
5	1:13.027	+0.359	14:20:13.855
6	1:12.668		14:21:26.523
7	1:12.838	+0.170	14:22:39.361
8	1:12.834	+0.166	14:23:52.195
9	1:13.459	+0.791	14:25:05.654
10	1:15.263	+2.595	14:26:20.917

(8) Marc Hughes			
1	1:17.460	+4.461	14:15:22.120
2	1:14.263	+1.264	14:16:36.383
3	1:14.048	+1.049	14:17:50.431
4	1:14.092	+1.093	14:19:04.523
5	1:14.128	+1.129	14:20:18.651
6	1:14.547	+1.548	14:21:33.198
7	1:14.180	+1.181	14:22:47.378
8	1:13.520	+0.521	14:24:00.898
9	1:13.552	+0.553	14:25:14.450
10	1:12.999		14:26:27.449

(23) Erol Ahmet			
1	1:23.681	+10.377	14:15:23.427
2	1:14.479	+1.175	14:16:37.906
3	1:14.396	+1.092	14:17:52.302
4	1:14.126	+0.822	14:19:06.428
5	1:13.852	+0.548	14:20:20.280
6	1:13.769	+0.465	14:21:34.049
7	1:13.491	+0.187	14:22:47.540
8	1:13.555	+0.251	14:24:01.095
9	1:13.469	+0.165	14:25:14.564
10	1:13.304		14:26:27.868

(4) Tom Gazzard			
1	1:22.779	+9.274	14:15:22.467
2	1:14.707	+1.202	14:16:37.174
3	1:13.666	+0.161	14:17:50.840
4	1:13.845	+0.340	14:19:04.685
5	1:14.048	+0.543	14:20:18.733
6	1:14.404	+0.899	14:21:33.137
7	1:14.636	+1.131	14:22:47.773
8	1:13.624	+0.119	14:24:01.397
9	1:13.805	+0.300	14:25:15.202
10	1:13.505		14:26:28.707

(98) Rob Brown			
1	1:23.374	+10.170	14:15:22.771
2	1:13.745	+0.541	14:16:36.516
3	1:13.846	+0.642	14:17:50.362
4	1:13.278	+0.074	14:19:03.640
5	1:14.256	+1.052	14:20:17.896
6	1:15.103	+1.899	14:21:32.999
7	1:15.508	+2.304	14:22:48.507
8	1:13.204		14:24:01.711
9	1:14.539	+1.335	14:25:16.250
10	1:13.535	+0.331	14:26:29.785

(47) Nick Anderson			
1	1:15.005	+1.629	14:16:39.745
2	1:15.028	+1.652	14:17:54.773
3	1:14.189	+0.813	14:19:08.962
4	1:14.416	+1.040	14:20:23.378
5	1:13.910	+0.534	14:21:37.289
6	1:13.375		14:22:50.664
7	1:13.799	+0.423	14:24:04.463
8	1:13.686	+0.310	14:25:18.149
9	1:13.751	+0.375	14:26:31.900

(5) Sam Middlemas			
1	1:19.108	+4.826	14:15:23.931
2	1:15.397	+1.115	14:16:39.328
3	1:14.799	+0.517	14:17:54.127
4	1:14.282		14:19:08.409
5	1:14.538	+0.256	14:20:22.947
6	1:14.282		14:21:37.229
7	1:14.489	+0.207	14:22:51.718
8	1:14.427	+0.145	14:24:06.145
9	1:14.725	+0.443	14:25:20.870
10	1:14.629	+0.347	14:26:35.499

(48) Scott Wilson			
1	1:19.971	+6.155	14:15:25.387
2	1:16.186	+2.370	14:16:41.573
3	1:15.437	+1.621	14:17:57.010
4	1:14.858	+1.042	14:19:11.868
5	1:15.368	+1.552	14:20:27.236
6	1:14.502	+0.686	14:21:41.738
7	1:13.842	+0.026	14:22:55.580
8	1:13.816		14:24:09.396
9	1:14.206	+0.390	14:25:23.602
10	1:14.388	+0.572	14:26:37.990

(31) Greg James			
1	1:19.865	+5.435	14:15:25.176
2	1:17.259	+2.829	14:16:42.435
3	1:16.484	+2.054	14:17:58.919
4	1:16.042	+1.612	14:19:14.961
5	1:16.080	+1.650	14:20:31.041
6	1:15.251	+0.821	14:21:46.292
7	1:14.495	+0.065	14:23:00.787
8	1:15.024	+0.594	14:24:15.811
9	1:15.254	+0.824	14:25:31.065
10	1:14.430		14:26:45.495

(94) Chaz Beale			
1	1:21.357	+7.714	14:15:26.705
2	1:15.618	+1.975	14:16:42.323
3	1:15.062	+1.419	14:17:57.385
4	1:14.812	+1.169	14:19:12.197
5	1:21.140	+7.497	14:20:33.337
6	1:14.763	+1.120	14:21:48.100
7	1:14.418	+0.775	14:23:02.518
8	1:13.835	+0.192	14:24:16.353
9	1:15.963	+2.320	14:25:32.316
10	1:13.643		14:26:45.959

(131) Greg Scanlan			
1	1:20.174	+5.653	14:15:26.094

(24) Mark Newland			
2	1:17.380	+2.859	14:16:43.474
3	1:15.627	+1.106	14:17:59.101
4	1:15.867	+1.346	14:19:14.968
5	1:16.232	+1.711	14:20:31.200
6	1:15.264	+0.743	14:21:46.464
7	1:15.367	+0.846	14:23:01.831
8	1:14.521		14:24:16.352
9	1:15.085	+0.564	14:25:31.437
10	1:16.029	+1.508	14:26:47.466

(2) Ricardo Ballerini			
1	1:18.296	+3.137	14:15:23.708
2	1:15.295	+0.136	14:16:39.003
3	1:16.579	+1.420	14:17:55.582
4	1:16.030	+0.871	14:19:11.612
5	1:16.724	+1.565	14:20:28.336
6	1:17.158	+1.999	14:21:45.494
7	1:17.104	+1.945	14:23:02.598
8	1:15.509	+0.350	14:24:18.107
9	1:15.159		14:25:33.266
10	1:15.945	+0.786	14:26:49.211

(26) Daniel Taylor			
1	1:20.647	+5.284	14:15:26.611
2	1:17.034	+1.671	14:16:43.645
3	1:17.254	+1.891	14:18:00.899
4	1:15.147		14:22:59.786
5	1:15.760	+0.613	14:24:15.546
6	1:16.726	+1.579	14:25:32.273
7	1:17.869	+2.722	14:26:50.142

(168) Ryan Cox			
1	1:22.169	+6.147	14:15:28.169
2	1:19.314	+3.292	14:16:47.483
3	1:18.286	+2.264	14:18:05.769
4	1:16.795	+0.773	14:19:22.564
5	1:16.638	+0.616	14:20:39.202
6	1:16.355	+0.333	14:21:55.557
7	1:16.182	+0.160	14:23:11.739
8	1:16.022		14:24:27.761
9	1:17.185	+1.163	14:25:44.946
10	1:17.243	+1.221	14:27:02.189

(35) Matthew Shellcock			
1	1:22.608	+7.090	14:15:29.171
2	1:18.618	+3.100	14:16:47.789
3	1:18.194	+2.676	14:18:05.983
4	1:17.773	+2.255	14:19:23.756
5	1:18.483	+2.965	14:20:42.239

Chief Timekeeper:

Clerk of Course:

Weather & Track: Bright / Dry

Results: www.sportstimingservices.com

Printed: 03/05/2010 14:32:00





Thundersport GB - Rounds 5 and 6

Termignoni Superstock 600

Snetterton 1.952 Miles

Race 8

03/05/2010 14:13

Race started at 14:13:59

Lap	Lap Tm	Diff	Time of Day
6	1:15.967	+0.449	14:21:58.206
7	1:15.907	+0.389	14:23:14.113
8	1:15.518		14:24:29.631
9	1:16.321	+0.803	14:25:45.952
10	1:16.346	+0.828	14:27:02.298

(17) Adam Robinson

1	1:23.702	+7.657	14:15:29.383
2	1:19.318	+3.273	14:16:48.701
3	1:17.675	+1.630	14:18:06.376
4	1:17.785	+1.740	14:19:24.161
5	1:18.319	+2.274	14:20:42.480
6	1:16.636	+0.591	14:21:59.116
7	1:16.045		14:23:15.161
8	1:16.456	+0.411	14:24:31.617
9	1:16.103	+0.058	14:25:47.720
10	1:16.182	+0.137	14:27:03.902

(7) Jodie Chalk

1	1:22.535	+2.776	14:15:28.849
2	1:20.461	+0.702	14:16:49.310
3	1:19.759		14:18:09.069
4	1:20.007	+0.248	14:19:29.076
5	1:20.084	+0.325	14:20:49.160
6	1:20.213	+0.454	14:22:09.373
7	1:20.954	+1.195	14:23:30.327
8	1:20.633	+0.874	14:24:50.960
9	1:21.029	+1.270	14:26:11.989
10	1:22.195	+2.436	14:27:34.184

(96) Callum O'Shea

1	1:22.365	+5.337	14:15:28.790
2	1:18.397	+1.369	14:16:47.187
3	1:18.324	+1.296	14:18:05.511
4	1:18.065	+1.037	14:19:23.576
5	1:18.371	+1.343	14:20:41.947
6	1:17.995	+0.967	14:21:59.942
7	1:17.028		14:23:16.970
8	1:17.614	+0.586	14:24:34.584

(41) Stewart Bradford

1	1:22.341	+1.765	14:15:28.031
2	1:20.576		14:16:48.607

Lap	Lap Tm	Diff	Time of Day
-----	--------	------	-------------

Lap	Lap Tm	Diff	Time of Day
-----	--------	------	-------------

Chief Timekeeper:

Clerk of Course:

Weather & Track: Bright / Dry

Results: www.sportstimingservices.com

Printed: 03/05/2010 14:32:00





Thundersport GB - Rounds 5 and 6

Sorted on Laps

Termignoni Superstock 600

Snetterton 1.952 Miles

Race 18

03/05/2010 17:21

Race started at 17:21:36

Pos	No.	Name	Class	Make	Model	Laps	Total Tm	Diff	Best Tm	Best Spd	In Lap
1	143	Seb Bulpin	Superstock 600	Yamaha	600	10	12:11.782		1:12.268	97.238	3
2	8	Marc Hughes	Superstock 600	Yamaha	600	10	12:15.067	3.285	1:11.997	97.604	7
3	23	Erol Ahmet	Superstock 600	Yamaha	600	10	12:16.299	4.517	1:12.179	97.358	10
4	4	Tom Gazzard	Superstock 600	Suzuki	600	10	12:16.343	4.561	1:12.253	97.258	7
5	47	Nick Anderson	Superstock 600	Yamaha	600	10	12:25.356	13.574	1:13.380	95.765	7
6	48	Scott Wilson	Superstock 600	Kawasaki	600	10	12:27.192	15.410	1:12.840	96.474	10
7	98	Rob Brown	Superstock 600	Yamaha	600	10	12:27.674	15.892	1:12.991	96.275	9
8	94	Chaz Beale	Superstock 600	Yamaha	600	10	12:28.307	16.525	1:12.722	96.631	9
9	5	Sam Middlemas	Superstock 600	Triumph	675	10	12:35.331	23.549	1:13.903	95.087	8
10	31	Greg James	Superstock 600	Kawasaki	600	10	12:35.773	23.991	1:14.262	94.627	9
11	26	Daniel Taylor	Superstock 600	Yamaha	600	10	12:48.662	36.880	1:15.240	93.397	10
12	131	Greg Scanlan	Superstock 600	Yamaha	600	10	12:49.148	37.366	1:15.735	92.787	5
13	17	Adam Robinson	Superstock 600	Triumph	675	10	12:49.676	37.894	1:15.377	93.227	10
14	35	Matthew Shellcock	Superstock 600	Honda	600	10	12:50.227	38.445	1:15.419	93.175	7
15	168	Ryan Cox	Superstock 600	Honda	600	10	13:05.286	53.504	1:16.757	91.551	3
16	2	Ricardo Ballerini	Superstock 600	Honda	600	2	2:39.366	DNF	1:15.526	93.043	2

Not classified ()

24	Mark Newland	Superstock 600	Yamaha	600		4.316	DNF	-	0
----	--------------	----------------	--------	-----	--	-------	-----	---	---

Margin of Victory	Avg. Speed	Best Lap Tm	Best Spd	Best Lap by
3.285	96.029	1:11.997	97.604	8 - Marc Hughes

Chief Timekeeper:

Clerk of Course:

Weather & Track: Bright / Dry

Results: www.sportstimingservices.com





Thundersport GB - Rounds 5 and 6

Lapchart

Termignoni Superstock 600

Snetterton 1.952 Miles

Race 18

03/05/2010 17:21

Race started at 17:21:36

Competitors	Laps										
	0	1	2	3	4	5	6	7	8	9	10
Erol Ahmet (23)	1	23	143	143	143	143	143	143	143	143	143
Tom Gazzard (4)	2	4	23	23	8	8	8	8	8	8	8
Seb Bulpin (143)	3	143	8	8	23	23	23	23	23	4	23
Rob Brown (98)	4	98	4	4	4	4	4	4	4	23	4
Marc Hughes (8)	5	8	47	47	47	47	47	47	47	47	47
Sam Middlemas (5)	6	5	48	48	48	48	48	48	48	48	48
Nick Anderson (47)	7	47	98	98	94	94	94	94	98	98	98
Chaz Beale (94)	8	94	5	94	98	98	98	98	94	94	94
Scott Wilson (48)	9	48	94	5	5	5	5	5	31	31	5
Greg James (31)	10	31	31	31	31	31	31	5	5	5	31
Adam Robinson (17)	11	17	2	2	131	131	131	131	131	131	26
Mark Newland (24)	12	24	131	131	35	35	26	26	26	26	131
Greg Scanlan (131)	13	131	35	35	26	26	35	17	17	17	17
Daniel Taylor (26)	14	26	26	26	17	17	17	35	35	35	35
Ricardo Ballerini (2)	15	2	17	17	168	168	168	168	168	168	168
Ryan Cox (168)	16	168	168	168							
Matthew Shellcock (35)	17	35									

Chief Timekeeper:

Clerk of Course:

Weather & Track: Bright / Dry

Results: www.sportstimingservices.com

Printed: 03/05/2010 17:36:34





Thundersport GB - Rounds 5 and 6

Termignoni Superstock 600

Snetterton 1.952 Miles

Race 18

03/05/2010 17:21

Race started at 17:21:36

Lap	Lap Tm	Diff	Time of Day
(143) Seb Bulpin			
1	1:18.662	+6.394	17:22:55.219
2	1:13.060	+0.792	17:24:08.279
3	1:12.268		17:25:20.547
4	1:12.805	+0.537	17:26:33.352
5	1:12.797	+0.529	17:27:46.149
6	1:12.351	+0.083	17:28:58.500
7	1:12.754	+0.486	17:30:11.254
8	1:12.372	+0.104	17:31:23.626
9	1:12.331	+0.063	17:32:35.957
10	1:12.349	+0.081	17:33:48.306

(8) Marc Hughes			
1	1:16.890	+4.893	17:22:56.582
2	1:13.121	+1.124	17:24:09.703
3	1:13.030	+1.033	17:25:22.733
4	1:13.311	+1.314	17:26:36.044
5	1:13.094	+1.097	17:27:49.138
6	1:12.587	+0.590	17:29:01.725
7	1:11.997		17:30:13.722
8	1:12.304	+0.307	17:31:26.026
9	1:12.393	+0.396	17:32:38.419
10	1:13.172	+1.175	17:33:51.591

(23) Erol Ahmet			
1	1:19.648	+7.469	17:22:56.172
2	1:13.235	+1.056	17:24:09.407
3	1:13.568	+1.389	17:25:22.975
4	1:13.114	+0.935	17:26:36.089
5	1:13.143	+0.964	17:27:49.232
6	1:12.862	+0.683	17:29:02.094
7	1:12.616	+0.437	17:30:14.710
8	1:12.662	+0.483	17:31:27.372
9	1:13.272	+1.093	17:32:40.644
10	1:12.179		17:33:52.823

(4) Tom Gazzard			
1	1:20.813	+8.560	17:22:57.354
2	1:13.605	+1.352	17:24:10.959
3	1:13.241	+0.988	17:25:24.200
4	1:12.966	+0.713	17:26:37.166
5	1:12.871	+0.618	17:27:50.037
6	1:12.710	+0.457	17:29:02.747
7	1:12.253		17:30:15.000
8	1:12.695	+0.442	17:31:27.695
9	1:12.553	+0.300	17:32:40.248
10	1:12.619	+0.366	17:33:52.867

(47) Nick Anderson			
1	1:18.059	+4.679	17:22:58.061
2	1:14.031	+0.651	17:24:12.092
3	1:13.601	+0.221	17:25:25.693
4	1:13.457	+0.077	17:26:39.150
5	1:14.693	+1.313	17:27:53.843
6	1:14.021	+0.641	17:29:07.864
7	1:13.380		17:30:21.244
8	1:13.703	+0.323	17:31:34.947
9	1:13.518	+0.138	17:32:48.465
10	1:13.415	+0.035	17:34:01.880

(48) Scott Wilson			
1	1:18.009	+5.169	17:22:58.447
2	1:14.898	+2.058	17:24:13.345
3	1:14.057	+1.217	17:25:27.402
4	1:14.225	+1.385	17:26:41.627
5	1:14.318	+1.478	17:27:55.945
6	1:14.078	+1.238	17:29:10.023
7	1:14.160	+1.320	17:30:24.183
8	1:13.596	+0.756	17:31:37.779
9	1:13.097	+0.257	17:32:50.876
10	1:12.840		17:34:03.716

(98) Rob Brown			
1	1:22.261	+9.270	17:22:58.845
2	1:14.754	+1.763	17:24:13.599
3	1:14.949	+1.958	17:25:28.548
4	1:13.729	+0.738	17:26:42.277
5	1:14.158	+1.167	17:27:56.435
6	1:14.108	+1.117	17:29:10.543
7	1:13.864	+0.873	17:30:24.407
8	1:13.702	+0.711	17:31:38.109
9	1:12.991		17:32:51.100
10	1:13.098	+0.107	17:34:04.198

(94) Chaz Beale			
1	1:19.426	+6.704	17:22:59.522
2	1:14.733	+2.011	17:24:14.255
3	1:13.990	+1.268	17:25:28.245
4	1:13.840	+1.118	17:26:42.085
5	1:14.122	+1.400	17:27:56.207
6	1:14.213	+1.491	17:29:10.420
7	1:14.109	+1.387	17:30:24.529
8	1:14.286	+1.564	17:31:38.815
9	1:12.722		17:32:51.537
10	1:13.294	+0.572	17:34:04.831

(5) Sam Middlemas			
1	1:19.251	+5.348	17:22:59.082
2	1:15.710	+1.807	17:24:14.792
3	1:14.771	+0.868	17:25:29.563
4	1:14.592	+0.689	17:26:44.155
5	1:14.510	+0.607	17:27:58.665
6	1:15.606	+1.703	17:29:14.271
7	1:15.601	+1.698	17:30:29.872
8	1:13.903		17:31:43.775
9	1:14.035	+0.132	17:32:57.810
10	1:14.045	+0.142	17:34:11.855

(31) Greg James			
1	1:19.231	+4.969	17:22:59.813
2	1:15.170	+0.908	17:24:14.983
3	1:14.769	+0.507	17:25:29.752
4	1:15.201	+0.939	17:26:44.953
5	1:14.986	+0.724	17:27:59.939
6	1:14.583	+0.321	17:29:14.522
7	1:14.709	+0.447	17:30:29.231
8	1:14.289	+0.027	17:31:43.520
9	1:14.262		17:32:57.782
10	1:14.515	+0.253	17:34:12.297

(26) Daniel Taylor			
---------------------------	--	--	--

1	1:20.670	+5.430	17:23:01.747
2	1:16.650	+1.410	17:24:18.397
3	1:16.565	+1.325	17:25:34.962
4	1:16.146	+0.906	17:26:51.108
5	1:15.959	+0.719	17:28:07.067
6	1:15.710	+0.470	17:29:22.777
7	1:15.709	+0.469	17:30:38.486
8	1:15.721	+0.481	17:31:54.207
9	1:15.739	+0.499	17:33:09.946
10	1:15.240		17:34:25.186

(131) Greg Scanlan			
1	1:19.432	+3.697	17:23:00.455
2	1:16.095	+0.360	17:24:16.550
3	1:16.036	+0.301	17:25:32.586
4	1:15.766	+0.031	17:26:48.352
5	1:15.735		17:28:04.087
6	1:16.831	+1.096	17:29:20.918
7	1:16.801	+1.066	17:30:37.719
8	1:16.212	+0.477	17:31:53.931
9	1:16.002	+0.267	17:33:09.933
10	1:15.739	+0.004	17:34:25.672

(17) Adam Robinson			
1	1:21.578	+6.201	17:23:02.306
2	1:16.804	+1.427	17:24:19.110
3	1:16.429	+1.052	17:25:35.539
4	1:16.098	+0.721	17:26:51.637
5	1:16.304	+0.927	17:28:07.941
6	1:15.697	+0.320	17:29:23.638
7	1:15.495	+0.118	17:30:39.133
8	1:15.620	+0.243	17:31:54.753
9	1:16.070	+0.693	17:33:10.823
10	1:15.377		17:34:26.200

(35) Matthew Shellcock			
1	1:19.812	+4.393	17:23:01.192
2	1:16.417	+0.998	17:24:17.609
3	1:16.956	+1.537	17:25:34.565
4	1:16.311	+0.892	17:26:50.876
5	1:16.845	+1.426	17:28:07.721
6	1:16.293	+0.874	17:29:24.014
7	1:15.419		17:30:39.433
8	1:15.492	+0.073	17:31:54.925
9	1:15.961	+0.542	17:33:10.886
10	1:15.865	+0.446	17:34:26.751

(168) Ryan Cox			
1	1:21.165	+4.408	17:23:02.466
2	1:17.516	+0.759	17:24:19.982
3	1:16.757		17:25:36.739
4	1:17.172	+0.415	17:26:53.911
5	1:17.167	+0.410	17:28:11.078
6	1:16.813	+0.056	17:29:27.891
7	1:17.166	+0.409	17:30:45.057
8	1:18.340	+1.583	17:32:03.397
9	1:19.168	+2.411	17:33:22.565
10	1:19.245	+2.488	17:34:41.810

(2) Ricardo Ballerini			
1	1:19.174	+3.648	17:23:00.364

Chief Timekeeper:

Clerk of Course:

Weather & Track: Bright / Dry

Results: www.sportstimingservices.com

Printed: 03/05/2010 17:37:16





Thundersport GB - Rounds 5 and 6

Termignoni Superstock 600

Snetterton 1.952 Miles

Race 18

03/05/2010 17:21

Race started at 17:21:36

Lap	Lap Tm	Diff	Time of Day
2	1:15.526		17:24:15.890

Lap	Lap Tm	Diff	Time of Day
-----	--------	------	-------------

Lap	Lap Tm	Diff	Time of Day
-----	--------	------	-------------

Chief Timekeeper:

Clerk of Course:

Weather & Track: Bright / Dry

Results: www.sportstimingservices.com

Printed: 03/05/2010 17:37:16

