



www.thundersportgb.com

Round 9

26th June 2010

Oulton Park





Thundersport GB - Round 9

Sorted on Best Lap time

Aprilia Superteens

Oulton Park 2.692 Miles

Qualifying

25/06/2010 13:56

Practice started at 13:56:50

Pos	No.	Name	Class	Make	Model	Best Tm	In Lap	Diff	2nd Best	2nd Lap
1	55	Chrissy Rouse	Superteen	Aprilia	125	2:00.982	7		2:01.776	3
2	114	Jack Keen	Superteen	Aprilia	125	2:02.425	7	1.443	2:02.631	4
3	94	Jamie Thackeray	Superteen	Aprilia	125	2:02.528	7	1.546	2:04.208	6
4	80	Callum Bey	Superteen	Aprilia	125©	2:02.537	7	1.555	2:02.572	5
5	35	Jake Dixon	Superteen	Aprilia	125©	2:02.584	6	1.602	2:03.074	4
6	24	Tommy Mountain	Superteen	Aprilia	125	2:02.900	7	1.918	2:03.263	6
7	20	Tom Oliver	Superteen	Aprilia	125	2:03.700	6	2.718	2:04.663	7
8	73	Sam Cherry	Superteen	Aprilia	125	2:04.360	3	3.378	2:05.201	5
9	7	Callan Cooper	Superteen	Aprilia	125©	2:04.377	3	3.395	2:05.909	6
10	58	Harry Hartley	Superteen	Aprilia	125	2:04.489	6	3.507	2:04.639	3
11	61	Harry Coomber	Superteen	Aprilia	125©	2:04.597	3	3.615	2:04.963	4
12	88	Josh Daley	Superteen	Aprilia	125	2:04.827	3	3.845	2:05.176	4
13	51	Luke Helm	Superteen	Aprilia	125	2:05.018	4	4.036	2:05.158	6
14	111	Joe Collier	Superteen	Aprilia	125©	2:05.321	4	4.339	2:05.574	6
15	23	Matthew Hartley	Superteen	Aprilia	125	2:05.821	6	4.839	2:07.149	5
16	46	Josh Corner	Superteen	Aprilia	125	2:06.385	6	5.403	2:08.164	4
17	4	Sam Thompson	Superteen	Aprilia	125©	2:06.399	6	5.417	2:06.437	4
18	18	Marcus Tatchell	Superteen	Aprilia	125	2:06.534	5	5.552	2:06.689	4
19	75	Bradley Jones	Superteen	Aprilia	125©	2:07.041	6	6.059	2:08.077	3
20	21	Max Symonds	Superteen	Aprilia	125	2:07.123	5	6.141	2:07.633	3
21	95	Luke Thackeray	Superteen	Aprilia	125	2:07.284	6	6.302	2:07.587	3
22	99	Jordan Hole	Superteen	Aprilia	125©	2:07.295	6	6.313	2:07.324	2
23	15	Ross Twyman	Superteen	Aprilia	125	2:07.446	6	6.464	2:08.248	4
24	9	Ben Luxton	Superteen	Aprilia	125	2:08.176	4	7.194	2:08.197	5
25	12	Ryan Snaith	Superteen	Aprilia	125©	2:08.567	4	7.585	2:08.742	5
26	77	James Robinson	Superteen	Aprilia	125	2:08.986	3	8.004	2:09.737	4
27	11	Aaron Maxfield	Superteen	Aprilia	125©	2:11.382	6	10.400	2:12.544	4
28	26	Matthew Shillings	Superteen	Aprilia	125	2:11.394	5	10.412	2:12.107	3
29	27	James Pickford	Superteen	Aprilia	125	2:14.094	6	13.112	2:14.563	5
30	194	Robyn Lindsay	Superteen	Aprilia	125	2:14.660	4	13.678	2:15.148	2
31	19	Charley Oakland	Superteen	Aprilia	125	2:15.022	3	14.040	2:15.277	2
32	37	Clinton Carver	Superteen	Aprilia	125©	2:15.657	4	14.675	2:15.811	2
33	29	Rhys Hutchinson	Superteen	Aprilia	125©	2:30.732	5	29.750	2:30.827	4

Announcements

No.51 - Fastest Lap Disallowed - IGNORING CHEQUERED FLAG


Chief Timekeeper:

Clerk of Course:

Weather & Track: Bright / Dry

Results: www.sportstimingservices.com





Thundersport GB - Round 9


Aprilia Superteens

Oulton Park 2.692 Miles

Race 4 & 12

26/06/2010

Race



POLE POSITION

1	1 55	2 114	3 94	4 80
2	5 35	6 24	7 20	8 73
3	9 7	10 58	11 61	12 88
4	13 51	14 111	15 23	16 46
5	17 4	18 18	19 75	20 21
6	21 95	22 99	23 15	24 9
7	25 12	26 77	27 11	28 26
8	29 27	30 194	31 19	32 37
9	33 29			

Chief Timekeeper:

Clerk of Course:

Weather & Track: Bright / Dry

Results: www.sportstimingservices.com

Printed: 25/06/2010 14:19:11





Thundersport GB - Round 9

Sorted on Best Lap time

Aprilia Superteens

Oulton Park 2.692 Miles

Warmup

26/06/2010 09:39

Practice started at 9:39:00

Pos	No.	Name	Class	Make	Model	Best Tm	In Lap	Diff	2nd Best	2nd Lap
1	35	Jake Dixon	Superteen	Aprilia	125©	2:03.828	5		2:05.998	2
2	73	Sam Cherry	Superteen	Aprilia	125	2:04.629	4	0.801	2:06.096	5
3	55	Chrissy Rouse	Superteen	Aprilia	125	2:04.684	4	0.856	2:05.483	3
4	80	Callum Bey	Superteen	Aprilia	125©	2:04.723	4	0.895	2:05.548	3
5	114	Jack Keen	Superteen	Aprilia	125	2:05.010	4	1.182	2:05.274	2
6	61	Harry Coomber	Superteen	Aprilia	125©	2:05.044	4	1.216	2:06.089	5
7	24	Tommy Mountain	Superteen	Aprilia	125	2:05.103	4	1.275	2:05.311	2
8	20	Tom Oliver	Superteen	Aprilia	125	2:05.390	4	1.562	2:05.705	5
9	94	Jamie Thackeray	Superteen	Aprilia	125	2:05.401	4	1.573	2:05.720	5
10	7	Callan Cooper	Superteen	Aprilia	125©	2:05.965	5	2.137	2:06.691	3
11	23	Matthew Hartley	Superteen	Aprilia	125	2:06.018	5	2.190	2:06.479	3
12	51	Luke Helm	Superteen	Aprilia	125	2:06.649	3	2.821	2:08.260	2
13	46	Josh Corner	Superteen	Aprilia	125	2:06.711	5	2.883	2:07.979	4
14	21	Max Symonds	Superteen	Aprilia	125	2:07.223	4	3.395	2:08.475	3
15	58	Harry Hartley	Superteen	Aprilia	125	2:07.465	4	3.637	2:10.957	3
16	75	Bradley Jones	Superteen	Aprilia	125©	2:07.480	5	3.652	2:08.129	4
17	111	Joe Collier	Superteen	Aprilia	125©	2:08.046	4	4.218	2:08.101	5
18	4	Sam Thompson	Superteen	Aprilia	125©	2:08.164	5	4.336	2:11.160	4
19	9	Ben Luxton	Superteen	Aprilia	125	2:08.741	4	4.913	2:09.117	5
20	15	Ross Twyman	Superteen	Aprilia	125	2:08.815	4	4.987	2:09.091	5
21	18	Marcus Tatchell	Superteen	Aprilia	125	2:08.969	4	5.141	2:09.120	5
22	95	Luke Thackeray	Superteen	Aprilia	125	2:09.018	4	5.190	2:09.157	5
23	88	Josh Daley	Superteen	Aprilia	125	2:10.269	3	6.441	2:12.893	4
24	12	Ryan Snaith	Superteen	Aprilia	125©	2:11.535	4	7.707	2:11.641	5
25	99	Jordan Hole	Superteen	Aprilia	125©	2:11.557	5	7.729	2:12.678	4
26	14	Luke Buckingham	Superteen	Aprilia	125	2:12.394	3	8.566	2:13.691	2
27	27	James Pickford	Superteen	Aprilia	125	2:13.140	5	9.312	2:15.136	4
28	19	Charley Oakland	Superteen	Aprilia	125	2:13.670	4	9.842	2:13.946	3
29	11	Aaron Maxfield	Superteen	Aprilia	125©	2:13.719	4	9.891	2:14.670	3
30	194	Robyn Lindsay	Superteen	Aprilia	125	2:14.021	3	10.193	2:14.481	5
31	77	James Robinson	Superteen	Aprilia	125	2:18.607	2	14.779	2:20.199	1
32	29	Rhys Hutchinson	Superteen	Aprilia	125©	2:27.396	4	23.568	2:28.324	3
33	37	Clinton Carver	Superteen	Aprilia	125©	2:38.723	2	34.895	2:39.527	3

Announcements

No.37 & 77 - PLEASE PUT TRANSPONDER ON FOR RACES


Chief Timekeeper:

Clerk of Course:

Weather & Track: Bright / Dry

Results: www.sportstimingservices.com





Thundersport GB - Round 9

Sorted on Laps

Aprilia Superteens

Oulton Park 2.692 Miles

Race 4

26/06/2010 11:59

Race started at 11:59:42

Pos	No.	Name	Class	Make	Model	Laps	Total Tm	Diff	Best Tm	Best Spd	In Lap
1	55	Chrissy Rouse	Superteen	Aprilia	125	8	16:23.960		2:00.939	80.133	5
2	114	Jack Keen	Superteen	Aprilia	125	8	16:25.802	1.842	2:00.826	80.208	8
3	80	Callum Bey	Superteen	Aprilia	125©	8	16:27.161	3.201	2:01.193	79.965	7
4	35	Jake Dixon	Superteen	Aprilia	125©	8	16:27.292	3.332	2:01.202	79.959	8
5	94	Jamie Thackeray	Superteen	Aprilia	125	8	16:27.495	3.535	2:00.967	80.114	7
6	24	Tommy Mountain	Superteen	Aprilia	125	8	16:35.473	11.513	2:02.616	79.037	5
7	61	Harry Coomber	Superteen	Aprilia	125©	8	16:37.127	13.167	2:02.028	79.418	8
8	20	Tom Oliver	Superteen	Aprilia	125	8	16:42.935	18.975	2:03.341	78.572	7
9	73	Sam Cherry	Superteen	Aprilia	125	8	16:43.399	19.439	2:03.615	78.398	6
10	7	Callan Cooper	Superteen	Aprilia	125©	8	16:44.415	20.455	2:02.949	78.823	8
11	23	Matthew Hartley	Superteen	Aprilia	125	8	16:55.222	31.262	2:04.184	78.039	5
12	51	Luke Helm	Superteen	Aprilia	125	8	16:55.258	31.298	2:04.529	77.823	4
13	58	Harry Hartley	Superteen	Aprilia	125	8	16:57.220	33.260	2:05.153	77.435	7
14	21	Max Symonds	Superteen	Aprilia	125	8	17:02.374	38.414	2:05.511	77.214	4
15	18	Marcus Tatchell	Superteen	Aprilia	125	8	17:08.118	44.158	2:06.185	76.802	6
16	75	Bradley Jones	Superteen	Aprilia	125©	8	17:11.847	47.887	2:06.843	76.403	7
17	15	Ross Twyman	Superteen	Aprilia	125	8	17:17.659	53.699	2:06.410	76.665	8
18	99	Jordan Hole	Superteen	Aprilia	125©	8	17:18.522	54.562	2:06.397	76.673	7
19	95	Luke Thackeray	Superteen	Aprilia	125	8	17:18.635	54.675	2:06.330	76.713	6
20	9	Ben Luxton	Superteen	Aprilia	125	8	17:20.556	56.596	2:07.069	76.267	8
21	14	Luke Buckingham	Superteen	Aprilia	125	8	17:23.851	59.891	2:06.846	76.401	6
22	12	Ryan Snaith	Superteen	Aprilia	125©	8	17:32.039	1:08.079	2:07.726	75.875	5
23	11	Aaron Maxfield	Superteen	Aprilia	125©	8	17:55.905	1:31.945	2:11.924	73.460	7
24	19	Charley Oakland	Superteen	Aprilia	125	8	18:12.737	1:48.777	2:14.086	72.276	6
25	77	James Robinson	Superteen	Aprilia	125	8	18:15.893	1:51.933	2:13.576	72.552	8
26	194	Robyn Lindsay	Superteen	Aprilia	125	8	18:17.392	1:53.432	2:13.901	72.376	7
27	37	Clinton Carver	Superteen	Aprilia	125©	7	16:42.838	1 Lap	2:18.729	69.857	2
28	29	Rhys Hutchinson	Superteen	Aprilia	125©	7	17:16.503	1 Lap	2:24.994	66.839	4
Not classified ()											
	27	James Pickford	Superteen	Aprilia	125	7	15:44.248	DNF	2:11.534	73.678	7
	88	Josh Daley	Superteen	Aprilia	125	1	2:17.012	DNF	2:10.432	74.301	1
	111	Joe Collier	Superteen	Aprilia	125©		7.140	DNF	-	-	0
	46	Josh Corner	Superteen	Aprilia	125		7.613	DNF	-	-	0
	4	Sam Thompson	Superteen	Aprilia	125©		8.365	DNF	-	-	0

Margin of Victory	Avg. Speed	Best Lap Tm	Best Spd	Best Lap by
1.842	78.793	2:00.826	80.208	114 - Jack Keen

Chief Timekeeper:

Clerk of Course:

Weather & Track: Bright / Dry

Results: www.sportstiming.com





Thundersport GB - Round 9

Lapchart

Aprilia Superteens

Oulton Park 2.692 Miles

Race 4

26/06/2010 11:59

Race started at 11:59:42

Competitors	Laps									
	0	1	2	3	4	5	6	7	8	
Callum Bey (80)	1	80	114	55	55	55	55	55	55	55
Chrissy Rouse (55)	2	55	55	114	114	114	114	114	114	114
Jamie Thackeray (94)	3	94	80	80	80	80	80	80	80	80
Jack Keen (114)	4	114	35	35	35	35	35	35	94	35
Jake Dixon (35)	5	35	94	94	94	94	94	94	35	94
Sam Cherry (73)	6	73	73	24	24	24	24	24	24	24
Tom Oliver (20)	7	20	24	73	73	73	61	61	61	61
Tommy Mountain (24)	8	24	7	20	61	61	73	73	73	20
Callan Cooper (7)	9	7	61	61	20	20	20	20	20	73
Harry Hartley (58)	10	58	20	51	7	7	7	7	7	7
Josh Daley (88)	11	88	51	7	51	51	51	51	51	23
Harry Coomber (61)	12	61	88	23	23	23	23	23	23	51
Matthew Hartley (23)	13	23	23	58	58	58	58	58	58	58
Joe Collier (111)	14	111	58	21	21	21	21	21	21	21
Luke Helm (51)	15	51	21	18	18	18	18	18	18	18
Marcus Tatchell (18)	16	18	18	75	75	75	75	75	75	75
Josh Corner (46)	17	46	75	99	99	99	15	15	15	15
Max Symonds (21)	18	21	15	9	9	9	99	95	95	99
Bradley Jones (75)	19	75	99	15	15	15	95	99	99	95
Ben Luxton (9)	20	9	9	95	95	95	9	9	9	9
Ross Twyman (15)	21	15	95	14	14	14	14	14	14	14
Sam Thompson (4)	22	4	14	12	12	12	12	12	12	12
Aaron Maxfield (11)	23	11	11	11	11	11	11	11	11	11
Jordan Hole (99)	24	99	12	27	27	27	27	27	27	19
Ryan Snaith (12)	25	12	27	77	19	19	19	19	19	77
James Robinson (77)	26	77	77	19	77	77	194	194	194	194
Charley Oakland (19)	27	19	19	194	194	194	77	77	77	
James Pickford (27)	28	27	194	37	37	37	37	37	37	
Luke Thackeray (95)	29	95	37	29	29	29	29	29	29	
Luke Buckingham (14)	30	14	29							
Robyn Lindsay (194)	31	194								
Rhys Hutchinson (29)	32	29								
Clinton Carver (37)	33	37								

Chief Timekeeper:

Clerk of Course:

Weather & Track: Bright / Dry

Results: www.sportstimingservices.com

Printed: 26/06/2010 12:19:59





Thundersport GB - Round 9

Aprilia Superteens

Oulton Park 2.692 Miles

Race 4

26/06/2010 11:59

Race started at 11:59:42

Lap	Lap Tm	Diff	Time of Day
(35) Chrissy Rouse			
1	2:12.364	+11.425	12:01:55.328
2	2:02.677	+1.738	12:03:58.005
3	2:01.907	+0.968	12:05:59.912
4	2:01.512	+0.573	12:08:01.424
5	2:00.939		12:10:02.363
6	2:01.825	+0.886	12:12:04.188
7	2:00.993	+0.054	12:14:05.181
8	2:01.622	+0.683	12:16:06.803

Lap	Lap Tm	Diff	Time of Day
(114) Jack Keen			
1	2:12.255	+11.429	12:01:55.286
2	2:03.127	+2.301	12:03:58.413
3	2:02.066	+1.240	12:06:00.479
4	2:01.730	+0.904	12:08:02.209
5	2:02.002	+1.176	12:10:04.211
6	2:02.052	+1.226	12:12:06.263
7	2:01.556	+0.730	12:14:07.819
8	2:00.826		12:16:08.645

Lap	Lap Tm	Diff	Time of Day
(80) Callum Bey			
1	2:12.752	+11.559	12:01:55.595
2	2:03.446	+2.253	12:03:59.041
3	2:02.221	+1.028	12:06:01.262
4	2:01.727	+0.534	12:08:02.989
5	2:01.683	+0.490	12:10:04.672
6	2:02.651	+1.458	12:12:07.323
7	2:01.193		12:14:08.516
8	2:01.488	+0.295	12:16:10.004

Lap	Lap Tm	Diff	Time of Day
(35) Jake Dixon			
1	2:07.635	+6.433	12:01:56.239
2	2:02.912	+1.710	12:03:59.151
3	2:02.198	+0.996	12:06:01.349
4	2:01.935	+0.733	12:08:03.284
5	2:01.608	+0.406	12:10:04.892
6	2:02.474	+1.272	12:12:07.366
7	2:01.567	+0.365	12:14:08.933
8	2:01.202		12:16:10.135

Lap	Lap Tm	Diff	Time of Day
(94) Jamie Thackeray			
1	2:13.412	+12.445	12:01:56.380
2	2:03.060	+2.093	12:03:59.440
3	2:02.810	+1.843	12:06:02.250
4	2:01.478	+0.511	12:08:03.728
5	2:01.224	+0.257	12:10:04.952
6	2:02.888	+1.921	12:12:07.840
7	2:00.967		12:14:08.807
8	2:01.531	+0.564	12:16:10.338

Lap	Lap Tm	Diff	Time of Day
(24) Tommy Mountain			
1	2:08.180	+5.564	12:01:56.977
2	2:03.356	+0.740	12:04:00.333
3	2:02.705	+0.089	12:06:03.038
4	2:03.216	+0.600	12:08:06.254
5	2:02.616		12:10:08.870
6	2:02.934	+0.318	12:12:11.804
7	2:03.339	+0.723	12:14:15.143
8	2:03.173	+0.557	12:16:18.316

Lap	Lap Tm	Diff	Time of Day
(61) Harry Coomber			
1	2:08.788	+6.760	12:01:58.403
2	2:04.737	+2.709	12:04:03.140
3	2:04.145	+2.117	12:06:07.285
4	2:02.813	+0.785	12:08:10.098
5	2:02.815	+0.787	12:10:12.913
6	2:02.749	+0.721	12:12:15.662
7	2:02.280	+0.252	12:14:17.942
8	2:02.028		12:16:19.970

Lap	Lap Tm	Diff	Time of Day
(20) Tom Oliver			
1	2:09.744	+6.403	12:01:58.493
2	2:04.040	+0.699	12:04:02.533
3	2:05.006	+1.665	12:06:07.539
4	2:03.438	+0.097	12:08:10.977
5	2:03.933	+0.592	12:10:14.910
6	2:03.388	+0.047	12:12:18.298
7	2:03.341		12:14:21.639
8	2:04.139	+0.798	12:16:25.778

Lap	Lap Tm	Diff	Time of Day
(73) Sam Cherry			
1	2:08.274	+4.659	12:01:56.976
2	2:03.977	+0.362	12:04:00.953
3	2:04.461	+0.846	12:06:05.414
4	2:03.973	+0.358	12:08:09.387
5	2:03.796	+0.181	12:10:13.183
6	2:03.615		12:12:16.798
7	2:04.730	+1.115	12:14:21.528
8	2:04.714	+1.099	12:16:26.242

Lap	Lap Tm	Diff	Time of Day
(7) Callan Cooper			
1	2:09.105	+6.156	12:01:58.352
2	2:05.990	+3.041	12:04:04.342
3	2:05.004	+2.055	12:06:09.346
4	2:03.852	+0.903	12:08:13.198
5	2:03.673	+0.724	12:10:16.871
6	2:03.873	+0.924	12:12:20.744
7	2:03.565	+0.616	12:14:24.309
8	2:02.949		12:16:27.258

Lap	Lap Tm	Diff	Time of Day
(23) Matthew Hartley			
1	2:10.486	+6.302	12:02:00.451
2	2:04.898	+0.714	12:04:05.349
3	2:05.381	+1.197	12:06:10.730
4	2:05.058	+0.874	12:08:15.788
5	2:04.184		12:10:19.972
6	2:05.312	+1.128	12:12:25.284
7	2:06.583	+2.399	12:14:31.867
8	2:06.198	+2.014	12:16:38.065

Lap	Lap Tm	Diff	Time of Day
(51) Luke Helm			
1	2:09.576	+5.047	12:01:59.581
2	2:04.679	+0.150	12:04:04.260
3	2:06.159	+1.630	12:06:10.419
4	2:04.529		12:08:14.948
5	2:04.972	+0.443	12:10:19.920
6	2:05.335	+0.806	12:12:25.255
7	2:06.548	+2.019	12:14:31.803
8	2:06.298	+1.769	12:16:38.101

(58) Harry Hartley			
---------------------------	--	--	--

Lap	Lap Tm	Diff	Time of Day
1	2:11.474	+6.321	12:02:00.798
2	2:06.380	+1.227	12:04:07.178
3	2:05.678	+0.525	12:06:12.856
4	2:05.517	+0.364	12:08:18.373
5	2:05.517	+0.364	12:10:23.890
6	2:05.224	+0.071	12:12:29.114
7	2:05.153		12:14:34.267
8	2:05.796	+0.643	12:16:40.063

Lap	Lap Tm	Diff	Time of Day
(21) Max Symonds			
1	2:10.451	+4.940	12:02:00.919
2	2:06.280	+0.769	12:04:07.199
3	2:06.197	+0.686	12:06:13.396
4	2:05.511		12:08:18.907
5	2:06.106	+0.595	12:10:25.013
6	2:06.204	+0.693	12:12:31.217
7	2:06.342	+0.831	12:14:37.559
8	2:07.658	+2.147	12:16:45.217

Lap	Lap Tm	Diff	Time of Day
(18) Marcus Tatchell			
1	2:11.878	+5.693	12:02:02.284
2	2:07.578	+1.393	12:04:09.862
3	2:07.292	+1.107	12:06:17.154
4	2:06.596	+0.411	12:08:23.750
5	2:06.345	+0.160	12:10:30.095
6	2:06.185		12:12:36.280
7	2:08.008	+1.823	12:14:44.288
8	2:06.673	+0.488	12:16:50.961

Lap	Lap Tm	Diff	Time of Day
(75) Bradley Jones			
1	2:12.853	+6.010	12:02:03.524
2	2:07.780	+0.937	12:04:11.304
3	2:07.505	+0.662	12:06:18.809
4	2:07.134	+0.291	12:08:25.943
5	2:07.144	+0.301	12:10:33.087
6	2:06.877	+0.034	12:12:39.964
7	2:06.843		12:14:46.807
8	2:07.883	+1.040	12:16:54.690

Lap	Lap Tm	Diff	Time of Day
(15) Ross Twyman			
1	2:12.973	+6.563	12:02:04.064
2	2:10.260	+3.850	12:04:14.324
3	2:09.013	+2.603	12:06:23.337
4	2:08.558	+2.148	12:08:31.895
5	2:08.086	+1.676	12:10:39.981
6	2:07.131	+0.721	12:12:47.112
7	2:06.980	+0.570	12:14:54.092
8	2:06.410		12:17:00.502

Lap	Lap Tm	Diff	Time of Day
(99) Jordan Hole			
1	2:12.802	+6.405	12:02:04.300
2	2:09.684	+3.287	12:04:13.984
3	2:09.005	+2.608	12:06:22.989
4	2:08.654	+2.257	12:08:31.643
5	2:09.152	+2.755	12:10:40.795
6	2:07.550	+1.153	12:12:48.345
7	2:06.397		12:14:54.742
8	2:06.623	+0.226	12:17:01.365

(95) Luke Thackeray			
1	2:14.268	+7.938	12:02:06.037

Chief Timekeeper:

Clerk of Course:

Weather & Track: Bright / Dry

Results: www.sportstimingservices.com

Printed: 26/06/2010 12:19:23





Thundersport GB - Round 9

Aprilia Superteens

Oulton Park 2.692 Miles

Race 4

26/06/2010 11:59

Race started at 11:59:42

Lap	Lap Tm	Diff	Time of Day
2	2:08.424	+2.094	12:04:14.461
3	2:09.308	+2.978	12:06:23.769
4	2:08.795	+2.465	12:08:32.564
5	2:08.366	+2.036	12:10:40.930
6	2:06.330		12:12:47.260
7	2:07.346	+1.016	12:14:54.606
8	2:06.872	+0.542	12:17:01.478

(9) Ben Luxton

1	2:13.966	+6.897	12:02:04.867
2	2:09.323	+2.254	12:04:14.190
3	2:09.075	+2.006	12:06:23.265
4	2:08.435	+1.366	12:08:31.700
5	2:09.577	+2.508	12:10:41.277
6	2:07.381	+0.312	12:12:48.658
7	2:07.672	+0.603	12:14:56.330
8	2:07.069		12:17:03.399

(14) Luke Buckingham

1	2:16.526	+9.680	12:02:08.870
2	2:11.624	+4.778	12:04:20.494
3	2:09.503	+2.657	12:06:29.997
4	2:08.457	+1.611	12:08:38.454
5	2:06.964	+0.118	12:10:45.418
6	2:06.846		12:12:52.264
7	2:06.898	+0.052	12:14:59.162
8	2:07.532	+0.686	12:17:06.694

(12) Ryan Snaith

1	2:17.797	+10.071	12:02:09.328
2	2:11.970	+4.244	12:04:21.298
3	2:09.634	+1.908	12:06:30.932
4	2:08.517	+0.791	12:08:39.449
5	2:07.726		12:10:47.175
6	2:08.087	+0.361	12:12:55.262
7	2:08.787	+1.061	12:15:04.049
8	2:10.833	+3.107	12:17:14.882

(11) Aaron Maxfield

1	2:17.899	+5.975	12:02:09.313
2	2:13.369	+1.445	12:04:22.682
3	2:12.943	+1.019	12:06:35.625
4	2:13.438	+1.514	12:08:49.063
5	2:13.580	+1.656	12:11:02.643
6	2:12.011	+0.087	12:13:14.654
7	2:11.924		12:15:26.578
8	2:12.170	+0.246	12:17:38.748

(19) Charley Oakland

1	2:20.794	+6.708	12:02:12.440
2	2:15.099	+1.013	12:04:27.539
3	2:14.667	+0.581	12:06:42.206
4	2:14.571	+0.485	12:08:56.777
5	2:14.701	+0.615	12:11:11.478
6	2:14.086		12:13:25.564
7	2:14.293	+0.207	12:15:39.857
8	2:15.723	+1.637	12:17:55.580

(77) James Robinson

1	2:19.290	+5.714	12:02:10.860
2	2:16.419	+2.843	12:04:27.279

Lap	Lap Tm	Diff	Time of Day
3	2:16.883	+3.307	12:06:44.162
4	2:15.836	+2.260	12:08:59.998
5	2:16.487	+2.911	12:11:16.485
6	2:14.827	+1.251	12:13:31.312
7	2:13.848	+0.272	12:15:45.160
8	2:13.576		12:17:58.736

(194) Robyn Lindsay

1	2:22.543	+8.642	12:02:15.040
2	2:15.094	+1.193	12:04:30.134
3	2:15.594	+1.693	12:06:45.728
4	2:14.627	+0.726	12:09:00.355
5	2:15.258	+1.357	12:11:15.613
6	2:15.487	+1.586	12:13:31.100
7	2:13.901		12:15:45.001
8	2:15.234	+1.333	12:18:00.235

(37) Clinton Carver

1	2:22.203	+3.474	12:02:15.522
2	2:18.729		12:04:34.251
3	2:22.784	+4.055	12:06:57.035
4	2:22.232	+3.503	12:09:19.267
5	2:23.135	+4.406	12:11:42.402
6	2:21.325	+2.596	12:14:03.727
7	2:21.954	+3.225	12:16:25.681

(29) Rhys Hutchinson

1	2:28.236	+3.242	12:02:21.236
2	2:28.261	+3.267	12:04:49.497
3	2:28.002	+3.008	12:07:17.499
4	2:24.994		12:09:42.493
5	2:25.326	+0.332	12:12:07.819
6	2:26.030	+1.036	12:14:33.849
7	2:25.497	+0.503	12:16:59.346

(27) James Pickford

1	2:18.303	+6.769	12:02:09.986
2	2:14.032	+2.498	12:04:24.018
3	2:13.496	+1.962	12:06:37.514
4	2:12.462	+0.928	12:08:49.976
5	2:12.995	+1.461	12:11:02.971
6	2:12.586	+1.052	12:13:15.557
7	2:11.534		12:15:27.091

(88) Josh Daley

1	2:10.432		12:01:59.855
---	-----------------	--	--------------

Chief Timekeeper:

Clerk of Course:

Weather & Track: Bright / Dry

Results: www.sportstimingservices.com

Printed: 26/06/2010 12:19:23





Thundersport GB - Round 9

Sorted on Laps

Aprilia Superteens

Oulton Park 2.692 Miles

Race 12

26/06/2010 15:39

Race started at 15:39:33

Pos	No.	Name	Class	Make	Model	Laps	Total Tm	Diff	Best Tm	Best Spd	In Lap
1	55	Chrissy Rouse	Superteen	Aprilia	125	8	16:17.485		2:00.288	80.567	8
2	80	Callum Bey	Superteen	Aprilia	125©	8	16:17.834	0.349	2:00.296	80.561	8
3	114	Jack Keen	Superteen	Aprilia	125	8	16:18.426	0.941	2:00.435	80.468	6
4	35	Jake Dixon	Superteen	Aprilia	125©	8	16:19.131	1.646	2:00.627	80.340	6
5	24	Tommy Mountain	Superteen	Aprilia	125	8	16:22.039	4.554	2:00.871	80.178	6
6	61	Harry Coomber	Superteen	Aprilia	125©	8	16:29.645	12.160	2:01.899	79.502	8
7	94	Jamie Thackeray	Superteen	Aprilia	125	8	16:29.915	12.430	2:01.661	79.657	6
8	7	Callan Cooper	Superteen	Aprilia	125©	8	16:33.273	15.788	2:02.605	79.044	5
9	20	Tom Oliver	Superteen	Aprilia	125	8	16:38.918	21.433	2:03.126	78.710	5
10	73	Sam Cherry	Superteen	Aprilia	125	8	16:49.274	31.789	2:04.311	77.959	3
11	51	Luke Helm	Superteen	Aprilia	125	8	16:49.302	31.817	2:03.812	78.274	3
12	58	Harry Hartley	Superteen	Aprilia	125	8	16:51.200	33.715	2:03.874	78.234	6
13	111	Joe Collier	Superteen	Aprilia	125©	8	16:58.452	40.967	2:05.444	77.255	8
14	23	Matthew Hartley	Superteen	Aprilia	125	8	16:58.999	41.514	2:05.350	77.313	8
15	75	Bradley Jones	Superteen	Aprilia	125©	8	16:59.729	42.244	2:05.410	77.276	3
16	18	Marcus Tatchell	Superteen	Aprilia	125	8	17:03.238	45.753	2:05.632	77.140	8
17	88	Josh Daley	Superteen	Aprilia	125	8	17:03.285	45.800	2:05.625	77.144	8
18	15	Ross Twyman	Superteen	Aprilia	125	8	17:03.562	46.077	2:05.285	77.353	8
19	21	Max Symonds	Superteen	Aprilia	125	8	17:04.747	47.262	2:05.188	77.413	4
20	14	Luke Buckingham	Superteen	Aprilia	125	8	17:08.997	51.512	2:06.159	76.817	5
21	95	Luke Thackeray	Superteen	Aprilia	125	8	17:12.251	54.766	2:05.905	76.972	7
22	9	Ben Luxton	Superteen	Aprilia	125	8	17:12.297	54.812	2:07.098	76.250	3
23	12	Ryan Snaith	Superteen	Aprilia	125©	8	17:12.779	55.294	2:05.898	76.977	8
24	11	Aaron Maxfield	Superteen	Aprilia	125©	8	17:51.929	1:34.444	2:11.817	73.520	2
25	37	Clinton Carver	Superteen	Aprilia	125©	8	18:00.308	1:42.823	2:12.942	72.898	2
26	19	Charley Oakland	Superteen	Aprilia	125	8	18:01.345	1:43.860	2:13.175	72.770	5
27	77	James Robinson	Superteen	Aprilia	125	8	18:01.789	1:44.304	2:12.970	72.883	8
28	29	Rhys Hutchinson	Superteen	Aprilia	125©	7	17:01.606	1 Lap	2:23.789	67.399	5
Not classified ()											
	194	Robyn Lindsay	Superteen	Aprilia	125	7	15:48.584	DNF	2:12.694	73.034	3
	99	Jordan Hole	Superteen	Aprilia	125©	2	4:28.467	DNF	2:10.129	74.474	2
	4	Sam Thompson	Superteen	Aprilia	125©		5.427	DNF	-	-	0

Margin of Victory	Avg. Speed	Best Lap Tm	Best Spd	Best Lap by
0.349	79.315	2:00.288	80.567	55 - Chrissy Rouse

Chief Timekeeper:

Clerk of Course:

Weather & Track: Bright / Dry

Results: www.sportstiming.com





Thundersport GB - Round 9

Lapchart

Aprilia Superteens

Oulton Park 2.692 Miles

Race 12

26/06/2010 15:39

Race started at 15:39:33

Competitors	Laps								
	0	1	2	3	4	5	6	7	8
Jack Keen (114)	1	114	55	55	55	55	55	55	55
Callum Bey (80)	2	80	80	80	80	80	80	80	80
Jamie Thackeray (94)	3	94	114	114	35	35	35	114	114
Chrissy Rouse (55)	4	55	24	35	24	24	114	114	35
Tommy Mountain (24)	5	24	35	24	114	114	24	24	24
Jake Dixon (35)	6	35	20	94	94	61	61	61	94
Tom Oliver (20)	7	20	7	20	7	94	7	94	61
Sam Cherry (73)	8	73	94	7	20	7	94	7	7
Callan Cooper (7)	9	7	73	61	61	20	20	20	20
Harry Hartley (58)	10	58	61	73	51	51	73	73	73
Josh Daley (88)	11	88	51	51	73	73	51	51	51
Matthew Hartley (23)	12	23	23	23	58	58	58	58	58
Harry Coomber (61)	13	61	58	58	23	23	23	111	111
Joe Collier (111)	14	111	111	111	111	111	23	23	23
Luke Helm (51)	15	51	21	75	75	75	75	21	75
Max Symonds (21)	16	21	88	88	21	21	21	75	18
Bradley Jones (75)	17	75	75	21	88	88	88	18	88
Marcus Tatchell (18)	18	18	15	15	18	18	18	88	88
Ben Luxton (9)	19	9	18	18	15	15	15	15	21
Ross Twyman (15)	20	15	9	9	9	9	14	14	14
Sam Thompson (4)	21	4	99	14	14	14	9	9	9
Ryan Snaith (12)	22	12	11	99	95	95	95	95	9
Aaron Maxfield (11)	23	11	12	95	12	12	12	12	12
Jordan Hole (99)	24	99	14	12	11	11	11	11	11
James Robinson (77)	25	77	95	11	37	37	37	37	37
Luke Thackeray (95)	26	95	77	77	194	194	194	77	19
Charley Oakland (19)	27	19	19	37	77	77	77	19	194
Luke Buckingham (14)	28	14	37	19	19	19	19	194	77
Rhys Hutchinson (29)	29	29	194	194	29	29	29	29	29
Robyn Lindsay (194)	30	194	29	29					
Clinton Carver (37)	31	37							

Chief Timekeeper:

Clerk of Course:

Weather & Track: Bright / Dry

Results: www.sportstimingservices.com

Printed: 26/06/2010 15:59:20





Thundersport GB - Round 9

Aprilia Superteens

Oulton Park 2.692 Miles

Race 12

26/06/2010 15:39

Race started at 15:39:33

Lap	Lap Tm	Diff	Time of Day
(55) Chrissy Rouse			
1	2:07.895	+7.607	15:41:41.811
2	2:02.377	+2.089	15:43:44.188
3	2:01.456	+1.168	15:45:45.644
4	2:01.072	+0.784	15:47:46.716
5	2:01.808	+1.520	15:49:48.524
6	2:00.884	+0.596	15:51:49.408
7	2:01.670	+1.382	15:53:51.078
8	2:00.288		15:55:51.366
(80) Callum Bey			
1	2:08.117	+7.821	15:41:42.018
2	2:02.360	+2.064	15:43:44.378
3	2:01.346	+1.050	15:45:45.724
4	2:01.216	+0.920	15:47:46.940
5	2:01.736	+1.440	15:49:48.676
6	2:01.311	+1.015	15:51:49.987
7	2:01.432	+1.136	15:53:51.419
8	2:00.296		15:55:51.715
(114) Jack Keen			
1	2:08.503	+8.068	15:41:42.384
2	2:02.394	+1.959	15:43:44.778
3	2:02.543	+2.108	15:45:47.321
4	2:01.360	+0.925	15:47:48.681
5	2:01.698	+1.263	15:49:50.379
6	2:00.435		15:51:50.814
7	2:00.961	+0.526	15:53:51.775
8	2:00.532	+0.097	15:55:52.307
(35) Jake Dixon			
1	2:06.173	+5.546	15:41:42.864
2	2:02.168	+1.541	15:43:45.032
3	2:01.304	+0.677	15:45:46.336
4	2:01.594	+0.967	15:47:47.930
5	2:01.709	+1.082	15:49:49.639
6	2:00.627		15:51:50.266
7	2:01.565	+0.938	15:53:51.831
8	2:01.181	+0.554	15:55:53.012
(24) Tommy Mountain			
1	2:05.774	+4.903	15:41:42.460
2	2:02.610	+1.739	15:43:45.070
3	2:01.833	+0.962	15:45:46.903
4	2:01.553	+0.682	15:47:48.456
5	2:02.102	+1.231	15:49:50.558
6	2:00.871		15:51:51.429
7	2:01.738	+0.867	15:53:53.167
8	2:02.753	+1.882	15:55:55.920
(61) Harry Coomber			
1	2:08.646	+6.747	15:41:46.583
2	2:03.966	+2.067	15:43:50.549
3	2:02.014	+0.115	15:45:52.563
4	2:02.112	+0.213	15:47:54.675
5	2:01.933	+0.034	15:49:56.608
6	2:02.424	+0.525	15:51:59.032
7	2:02.595	+0.696	15:54:01.627
8	2:01.899		15:56:03.526

Lap	Lap Tm	Diff	Time of Day
(94) Jamie Thackeray			
1	2:10.461	+8.800	15:41:44.369
2	2:03.339	+1.678	15:43:47.708
3	2:04.250	+2.589	15:45:51.958
4	2:02.841	+1.180	15:47:54.799
5	2:03.092	+1.431	15:49:57.891
6	2:01.661		15:51:59.552
7	2:02.005	+0.344	15:54:01.557
8	2:02.239	+0.578	15:56:03.796
(7) Callan Cooper			
1	2:06.728	+4.123	15:41:44.197
2	2:04.044	+1.439	15:43:48.241
3	2:04.046	+1.441	15:45:52.287
4	2:02.922	+0.317	15:47:55.209
5	2:02.605		15:49:57.814
6	2:02.978	+0.373	15:52:00.792
7	2:02.940	+0.335	15:54:03.732
8	2:03.422	+0.817	15:56:07.154
(20) Tom Oliver			
1	2:06.626	+3.500	15:41:43.445
2	2:04.322	+1.196	15:43:47.767
3	2:04.593	+1.467	15:45:52.360
4	2:03.482	+0.356	15:47:55.842
5	2:03.126		15:49:58.968
6	2:03.773	+0.647	15:52:02.741
7	2:04.708	+1.582	15:54:07.449
8	2:05.350	+2.224	15:56:12.799
(73) Sam Cherry			
1	2:08.033	+3.722	15:41:45.194
2	2:05.558	+1.247	15:43:50.752
3	2:04.311		15:45:55.063
4	2:06.178	+1.867	15:48:01.241
5	2:05.507	+1.196	15:50:06.748
6	2:05.520	+1.209	15:52:12.268
7	2:05.249	+0.938	15:54:17.517
8	2:05.638	+1.327	15:56:23.155
(51) Luke Helm			
1	2:08.508	+4.696	15:41:46.597
2	2:04.431	+0.619	15:43:51.028
3	2:03.812		15:45:54.840
4	2:06.343	+2.531	15:48:01.183
5	2:05.674	+1.862	15:50:06.857
6	2:05.757	+1.945	15:52:12.614
7	2:05.069	+1.257	15:54:17.683
8	2:05.500	+1.688	15:56:23.183
(58) Harry Hartley			
1	2:10.053	+6.179	15:41:47.568
2	2:06.510	+2.636	15:43:54.078
3	2:05.273	+1.399	15:45:59.351
4	2:05.256	+1.382	15:48:04.607
5	2:04.790	+0.916	15:50:09.397
6	2:03.874		15:52:13.271
7	2:04.626	+0.752	15:54:17.897
8	2:07.184	+3.310	15:56:25.081
(111) Joe Collier			

Lap	Lap Tm	Diff	Time of Day
(23) Matthew Hartley			
1	2:12.065	+6.621	15:41:50.138
2	2:06.414	+0.970	15:43:56.552
3	2:05.704	+0.260	15:46:02.256
4	2:05.721	+0.277	15:48:07.977
5	2:06.442	+0.998	15:50:14.419
6	2:06.120	+0.676	15:52:20.539
7	2:06.350	+0.906	15:54:26.889
8	2:05.444		15:56:32.333
(75) Bradley Jones			
1	2:12.350	+6.940	15:41:50.894
2	2:06.275	+0.865	15:43:57.169
3	2:05.410		15:46:02.579
4	2:05.702	+0.292	15:48:08.281
5	2:06.224	+0.814	15:50:14.505
6	2:06.378	+0.968	15:52:20.883
7	2:06.948	+1.538	15:54:27.831
8	2:05.779	+0.369	15:56:33.610
(18) Marcus Tatchell			
1	2:12.593	+6.961	15:41:51.211
2	2:07.451	+1.819	15:43:58.662
3	2:06.141	+0.509	15:46:04.803
4	2:07.134	+1.502	15:48:11.937
5	2:06.714	+1.082	15:50:18.651
6	2:06.248	+0.616	15:52:24.899
7	2:06.588	+0.956	15:54:31.487
8	2:05.632		15:56:37.119
(88) Josh Daley			
1	2:13.196	+7.571	15:41:50.715
2	2:06.654	+1.029	15:43:57.369
3	2:06.484	+0.859	15:46:03.853
4	2:08.057	+2.432	15:48:11.910
5	2:06.714	+1.089	15:50:18.624
6	2:06.332	+0.707	15:52:24.956
7	2:06.585	+0.960	15:54:31.541
8	2:05.625		15:56:37.166
(15) Ross Twyman			
1	2:11.771	+6.486	15:41:50.951
2	2:07.644	+2.359	15:43:58.595
3	2:06.609	+1.324	15:46:05.204
4	2:06.899	+1.614	15:48:12.103
5	2:06.940	+1.655	15:50:19.043
6	2:06.571	+1.286	15:52:25.614
7	2:06.544	+1.259	15:54:32.158
8	2:05.285		15:56:37.443
(21) Max Symonds			
1	2:12.210	+7.022	15:41:50.695

Chief Timekeeper:


Clerk of Course:

Weather & Track: Bright / Dry

Results: www.sportstimingservices.com

Printed: 26/06/2010 15:58:59





Thundersport GB - Round 9

Aprilia Superteens

Oulton Park 2.692 Miles

Race 12

26/06/2010 15:39

Race started at 15:39:33

Lap	Lap Tm	Diff	Time of Day
2	2:06.751	+1.563	15:43:57.446
3	2:05.889	+0.701	15:46:03.335
4	2:05.188		15:48:08.523
5	2:06.068	+0.880	15:50:14.591
6	2:06.353	+1.165	15:52:20.944
7	2:06.660	+1.472	15:54:27.604
8	2:11.024	+5.836	15:56:38.628

(14) Luke Buckingham

1	2:13.950	+7.791	15:41:54.410
2	2:07.566	+1.407	15:44:01.976
3	2:07.484	+1.325	15:46:09.460
4	2:06.846	+0.687	15:48:16.306
5	2:06.159		15:50:22.465
6	2:06.698	+0.539	15:52:29.163
7	2:06.366	+0.207	15:54:35.529
8	2:07.349	+1.190	15:56:42.878

(95) Luke Thackeray

1	2:15.098	+9.193	15:41:54.823
2	2:09.861	+3.956	15:44:04.684
3	2:08.071	+2.166	15:46:12.755
4	2:06.934	+1.029	15:48:19.689
5	2:07.416	+1.511	15:50:27.105
6	2:06.748	+0.843	15:52:33.853
7	2:05.905		15:54:39.758
8	2:06.374	+0.469	15:56:46.132

(9) Ben Luxton

1	2:12.743	+5.645	15:41:51.648
2	2:07.786	+0.688	15:43:59.434
3	2:07.098		15:46:06.532
4	2:07.843	+0.745	15:48:14.375
5	2:08.603	+1.505	15:50:22.978
6	2:07.792	+0.694	15:52:30.770
7	2:07.808	+0.710	15:54:38.578
8	2:07.600	+0.502	15:56:46.178

(12) Ryan Snaith

1	2:14.942	+9.044	15:41:54.394
2	2:10.531	+4.633	15:44:04.925
3	2:08.875	+2.977	15:46:13.800
4	2:06.964	+1.066	15:48:20.764
5	2:06.836	+0.938	15:50:27.600
6	2:06.895	+0.997	15:52:34.495
7	2:06.267	+0.369	15:54:40.762
8	2:05.898		15:56:46.660

(11) Aaron Maxfield

1	2:14.733	+2.916	15:41:54.188
2	2:11.817		15:44:06.005
3	2:12.255	+0.438	15:46:18.260
4	2:13.511	+1.694	15:48:31.771
5	2:13.950	+2.133	15:50:45.721
6	2:13.960	+2.143	15:52:59.681
7	2:13.557	+1.740	15:55:13.238
8	2:12.572	+0.755	15:57:25.810

(37) Clinton Carver

1	2:17.709	+4.767	15:41:58.841
2	2:12.942		15:44:11.783

Lap	Lap Tm	Diff	Time of Day
3	2:13.736	+0.794	15:46:25.519
4	2:14.766	+1.824	15:48:40.285
5	2:13.951	+1.009	15:50:54.236
6	2:13.367	+0.425	15:53:07.603
7	2:13.399	+0.457	15:55:21.002
8	2:13.187	+0.245	15:57:34.189

(19) Charley Oakland

1	2:18.179	+5.004	15:41:58.548
2	2:14.489	+1.314	15:44:13.037
3	2:14.270	+1.095	15:46:27.307
4	2:14.504	+1.329	15:48:41.811
5	2:13.175		15:50:54.986
6	2:13.401	+0.226	15:53:08.387
7	2:13.429	+0.254	15:55:21.816
8	2:13.410	+0.235	15:57:35.226

(77) James Robinson

1	2:17.053	+4.083	15:41:56.695
2	2:14.316	+1.346	15:44:11.011
3	2:15.725	+2.755	15:46:26.736
4	2:14.455	+1.485	15:48:41.191
5	2:13.329	+0.359	15:50:54.520
6	2:13.489	+0.519	15:53:08.009
7	2:14.691	+1.721	15:55:22.700
8	2:12.970		15:57:35.670

(29) Rhys Hutchinson

1	2:25.509	+1.720	15:42:06.326
2	2:25.147	+1.358	15:44:31.473
3	2:24.912	+1.123	15:46:56.385
4	2:23.920	+0.131	15:49:20.305
5	2:23.789		15:51:44.094
6	2:24.678	+0.889	15:54:08.772
7	2:26.715	+2.926	15:56:35.487

(194) Robyn Lindsay

1	2:18.074	+5.380	15:41:59.065
2	2:14.475	+1.781	15:44:13.540
3	2:12.694		15:46:26.234
4	2:14.435	+1.741	15:48:40.669
5	2:13.726	+1.032	15:50:54.395
6	2:14.463	+1.769	15:53:08.858
7	2:13.607	+0.913	15:55:22.465

(99) Jordan Hole

1	2:12.736	+2.607	15:41:52.219
2	2:10.129		15:44:02.348

Chief Timekeeper:


Clerk of Course:

Weather & Track: Bright / Dry

Results: www.sportstimingservices.com

Printed: 26/06/2010 15:58:59





Thundersport GB - Round 9

Sorted on Best Lap time

BMC Filters Formula 600

Oulton Park 2.692 Miles

Qualifying

25/06/2010 14:36

Practice started at 14:36:15

Pos	No.	Name	Class	Make	Model	Best Tm	In Lap	Diff	2nd Best	2nd Lap
1	12	Glenn Irwin	F600	Honda	600	1:42.430	5		1:42.903	4
2	15	Alan Tanton	F600	Yamaha	600	1:44.960	7	2.530	1:45.536	5
3	13	Ben Scranage	F600	Triumph	675	1:45.457	6	3.027	1:46.706	5
4	91	James Henry	F600	Yamaha	600	1:46.020	7	3.590	1:46.701	6
5	175	Michael Price	F600	Triumph	675	1:46.049	4	3.619	1:47.491	1
6	115	Kirk Jamison	F600	Yamaha	600	1:46.469	4	4.039	1:46.830	5
7	18	Lance Cronshaw	F600	Yamaha	600	1:46.940	5	4.510	1:47.488	4
8	9	Paul Charman	F600	Suzuki	600	1:46.964	6	4.534	1:48.039	5
9	51	Adam Oliver	F600	Honda	600	1:47.147	5	4.717	1:47.840	6
10	22	Richard McNeil	F600	Suzuki	600	1:47.197	6	4.767	1:47.625	7
11	143	Seb Bulpin	F600	Yamaha	600	1:47.324	1	4.894	1:47.683	2
12	138	Niall Campbell	F600	Yamaha	600	1:47.745	6	5.315	1:48.055	3
13	71	Jody Lees	F600	Yamaha	600	1:49.168	6	6.738	1:49.195	7
14	29	Alan Hill	F600	Yamaha	600	1:49.205	4	6.775	1:50.612	5
15	33	Tom Meehan	F600	Yamaha	600	1:49.465	6	7.035	1:52.408	3
16	100	John Fuller	F600	Yamaha	600	1:49.545	6	7.115	1:50.943	2
17	11	Tim Kermode	F600	Triumph	675	1:50.816	3	8.386	1:51.106	6
18	43	Chris Wilkinson	F600	Yamaha	600	1:51.289	2	8.859	1:51.423	1
19	126	Dean Young	F600	Yamaha	600	1:52.923	5	10.493	1:52.935	3
20	88	Andre Nakkurt	F600	Kawasaki	600	1:53.448	2	11.018	1:57.470	4
21	58	John Byrne	F600	Yamaha	600	1:53.595	4	11.165	1:54.216	5
22	166	Jordan Bonar	F600	Suzuki	600	1:54.144	3	11.714	1:54.427	4
23	72	Stephen Greasley	F600	Yamaha	600	1:54.403	3	11.973	1:54.549	6
24	176	Kevin English	F600	Yamaha	600	1:54.715	1	12.285		0
25	21	Austen Wilson	F600	Yamaha	600	1:55.297	6	12.867	1:56.853	4
26	67	Rory Parker	F600	Suzuki	600	1:55.353	4	12.923	1:56.448	5
27	164	Dermot Deegan	F600	Honda	600	1:55.891	3	13.461	1:56.204	5
28	142	Dylan James	F600	Suzuki	600	1:56.571	4	14.141	1:58.367	5
29	7	Jonathan Owens	F600	Honda	600	1:56.683	5	14.253	1:57.121	4
30	111	Jimmy Nixon	F600	Kawasaki	600	1:57.178	1	14.748	1:57.617	5
31	141	Alan Singh	F600	Honda	600	1:57.378	5	14.948	1:58.308	1
32	56	James Mullins	F600	Yamaha	600	1:57.899	6	15.469	1:58.365	5
33	76	Dan Shailer	F600	Honda	600	1:58.330	6	15.900	1:58.637	4
34	38	Anthony Healey	F600	Yamaha	600	2:01.380	1	18.950		0
35	60	Sam Patmore	F600	Yamaha	600	2:02.558	3	20.128	2:02.794	4
36	32	Alan Howatson	F600	Yamaha	600	10:42.993	1	9:00.563		0
37	14	Ben Field	F600	Honda	600		0			0

Announcements

No. 18 - PLEASE PUT TRANSPONDER ON FOR RACES

Red Flag 14.41 - restarted 14.48

No 33 & 143 - Lap 4 disallowed - cutting chicane

Chief Timekeeper:

Clerk of Course:

Weather & Track: Bright / Dry

Results: www.sportstimingservices.com





Thundersport GB - Round 9


BMC Filters Formula 600

Oulton Park 2.692 Miles

Race 5 & 13

26/06/2010

Race



POLE POSITION

	1	2	3	4
1	12	15	13	91
2	175	115	18	9
3	51	22	143	138
4	71	29	33	100
5	11	43	126	88
6	58	166	72	176
7	21	67	164	142
8	7	111	141	56
9	76	38	60	32
10	14			

Chief Timekeeper:

Clerk of Course:

Weather & Track: Bright / Dry

Results: www.sportstimingservices.com





Thundersport GB - Round 9

Sorted on Best Lap time

Warmup

Oulton Park 2.692 Miles

F600 & Superstock

26/06/2010 09:52

Practice started at 9:52:35

Pos	No.	Name	Class	Make	Model	Best Tm	In Lap	Diff	2nd Best	2nd Lap
1	12	Glenn Irwin	F600	Honda	600	1:43.953	3		1:44.252	4
2	12	Jordan Thompson	Superstock 600	Triumph	675	1:45.557	4	1.604	1:46.197	3
3	44	David Pearce	Superstock 600	Kawasaki	600	1:45.979	4	2.026	1:46.015	3
4	143	Seb Bulpin	Superstock 600	Yamaha	600	1:46.037	3	2.084	1:47.219	2
5	115	Kirk Jamison	F600	Yamaha	600	1:46.053	2	2.100	1:46.091	3
6	24	Mark Newland	Superstock 600	Yamaha	600	1:46.709	3	2.756	1:47.231	2
7	22	Richard McNeil	F600	Suzuki	600	1:46.910	3	2.957	1:47.454	4
8	81	Luke Stapleford	Superstock 600	Kawasaki	600	1:47.057	4	3.104	1:47.059	5
9	13	Ben Scranage	F600	Triumph	675	1:47.310	4	3.357	1:48.325	5
10	9	Paul Charman	F600	Suzuki	600	1:47.626	4	3.673	1:48.107	3
11	138	Niall Campbell	Superstock 600	Yamaha	600	1:48.075	4	4.122	1:48.261	6
12	17	Adam Robinson	Superstock 600	Triumph	675	1:48.590	4	4.637	1:49.639	3
13	18	Lance Cronshaw	F600	Yamaha	600	1:48.764	4	4.811	1:50.185	6
14	47	Nick Anderson	Superstock 600	Yamaha	600	1:48.770	5	4.817	1:49.501	3
15	48	Scott Wilson	Superstock 600	Kawasaki	600	1:48.785	4	4.832	1:49.128	5
16	22	Luke Tansley	Superstock 600	Kawasaki	600	1:48.838	3	4.885	1:50.848	2
17	91	James Henry	F600	Yamaha	600	1:48.847	3	4.894	1:48.870	2
18	33	Tom Meehan	F600	Yamaha	600	1:48.987	3	5.034	1:53.052	2
19	175	Michael Price	F600	Triumph	675	1:49.539	4	5.586	1:49.735	3
20	94	Chaz Beale	Superstock 600	Yamaha	600	1:49.554	2	5.601	1:51.051	3
21	31	Greg James	Superstock 600	Kawasaki	600	1:49.850	3	5.897	1:51.213	4
22	7	Jodie Chalk	Superstock 600	Triumph	675	1:50.110	3	6.157	1:52.266	6
23	51	Adam Oliver	F600	Honda	600	1:50.337	4	6.384	1:51.019	3
24	71	Jody Lees	F600	Yamaha	600	1:50.876	6	6.923	1:51.009	4
25	67	Ross Humphries	Superstock 600	Yamaha	600	1:51.123	5	7.170	1:51.252	4
26	41	Stewart Bradford	Superstock 600	Suzuki	600	1:51.186	5	7.233	1:51.333	4
27	88	Andre Nakkurt	F600	Kawasaki	600	1:51.211	5	7.258	1:51.360	4
28	35	Matthew Shellcock	Superstock 600	Honda	600	1:51.507	4	7.554	1:52.252	2
29	100	John Fuller	F600	Yamaha	600	1:51.653	4	7.700	1:54.475	5
30	15	Alan Tanton	F600	Yamaha	600	1:52.117	1	8.164		0
31	43	Chris Wilkinson	F600	Yamaha	600	1:52.149	3	8.196	1:53.579	4
32	73	David Brook	Superstock 600	Yamaha	600	1:52.846	4	8.893	1:52.940	3
33	26	Daniel Taylor	Superstock 600	Yamaha	600	1:53.322	3	9.369	1:53.925	5
34	131	Greg Scanlan	Superstock 600	Yamaha	600	1:53.517	4	9.564	1:53.559	3
35	166	Jordan Bonar	F600	Suzuki	600	1:53.635	6	9.682	1:53.652	2
36	196	Jamie Harris	Superstock 600	Yamaha	600	1:53.995	3	10.042	1:54.561	5
37	96	Callum O'Shea	Superstock 600	Honda	600	1:54.035	4	10.082	1:54.699	3
38	7	Jonathan Owens	F600	Honda	600	1:54.214	4	10.261	1:55.953	3
39	9	Dean Pearce	Superstock 600	Triumph	675	1:54.641	4	10.688	1:54.924	3
40	117	Andrew Dudgeon	Superstock 600	Kawasaki	600	1:55.059	4	11.106	1:57.455	2

Announcements

No.15 & 29 - PLEASE PUT TRANSPONDER ON FOR RACES

Chief Timekeeper:

Clerk of Course:

Weather & Track: Bright / Dry

Results: www.sportstimingservices.com





Thundersport GB - Round 9

Sorted on Best Lap time

Warmup

Oulton Park 2.692 Miles

F600 & Superstock

26/06/2010 09:52

Practice started at 9:52:35

Pos	No.	Name	Class	Make	Model	Best Tm	In Lap	Diff	2nd Best	2nd Lap
41	29	Alan Hill	F600	Yamaha	600	1:55.089	1	11.136		0
42	126	Dean Young	F600	Yamaha	600	1:55.503	3	11.550	1:56.610	4
43	67	Rory Parker	F600	Suzuki	600	1:55.552	4	11.599	1:55.639	5
44	164	Dermot Deegan	F600	Honda	600	1:55.759	4	11.806	1:55.930	5
45	72	Stephen Greasley	F600	Yamaha	600	1:55.937	4	11.984	1:56.084	3
46	11	Tim Kermod	F600	Triumph	675	1:56.576	3	12.623	1:56.848	2
47	111	Jimmy Nixon	F600	Kawasaki	600	1:57.309	5	13.356	1:59.846	4
48	32	Alan Howatson	F600	Yamaha	600	1:57.574	4	13.621	1:58.599	2
49	58	John Byrne	F600	Yamaha	600	1:57.899	3	13.946	1:58.115	5
50	84	John Coleman	Superstock 600	Yamaha	600	1:58.713	3	14.760	1:58.762	2
51	56	James Mullins	F600	Yamaha	600	1:59.391	5	15.438	2:00.519	2
52	141	Alan Singh	F600	Honda	600	2:00.326	4	16.373	2:02.674	5
53	2	John Quail	Superstock 600	Suzuki	600	2:01.425	5	17.472	2:02.104	3
54	3	Richie Gelder	Superstock 600	Suzuki	650	2:01.816	3	17.863	2:05.743	2
55	76	Dan Shailer	F600	Honda	600	2:01.972	4	18.019	2:03.215	3
56	21	Austen Wilson	F600	Yamaha	600	2:02.019	5	18.066	2:02.333	3
57	142	Dylan James	F600	Suzuki	600	2:04.105	5	20.152	2:06.041	4
58	8	Marc Hughes	Superstock 600	Yamaha	600	2:06.674	1	22.721		0
59	60	Sam Patmore	F600	Yamaha	600	2:07.917	3	23.964	2:08.124	2

Announcements

No.15 & 29 - PLEASE PUT TRANSPONDER ON FOR RACES


Chief Timekeeper:

Clerk of Course:

Weather & Track: Bright / Dry

Results: www.sportstimingservices.com





Thundersport GB - Round 9

Sorted on Laps

BMC Filters Formula 600

Oulton Park 2.692 Miles

Race 5

26/06/2010 12:34

Race started at 12:34:05

Pos	No.	Name	Class	Make	Model	Laps	Total Tm	Diff	Best Tm	Best Spd	In Lap
1	12	Glenn Irwin	F600	Honda	600	7	12:07.159		1:41.712	95.281	2
2	15	Alan Tanton	F600	Yamaha	600	7	12:28.882	21.723	1:44.976	92.318	3
3	143	Seb Bulpin	F600	Yamaha	600	7	12:33.685	26.526	1:45.512	91.849	7
4	175	Michael Price	F600	Triumph	675	7	12:35.248	28.089	1:45.738	91.653	6
5	138	Niall Campbell	F600	Yamaha	600	7	12:41.140	33.981	1:46.400	91.083	7
6	51	Adam Oliver	F600	Honda	600	7	12:41.607	34.448	1:46.895	90.661	5
7	22	Richard McNeil	F600	Suzuki	600	7	12:42.116	34.957	1:46.669	90.853	7
8	9	Paul Charman	F600	Suzuki	600	7	12:43.100	35.941	1:46.988	90.582	7
9	18	Lance Cronshaw	F600	Yamaha	600	7	12:44.470	37.311	1:47.104	90.484	2
10	33	Tom Meehan	F600	Yamaha	600	7	12:50.368	43.209	1:47.356	90.272	5
11	29	Alan Hill	F600	Yamaha	600	7	12:50.518	43.359	1:48.009	89.726	6
12	71	Jody Lees	F600	Yamaha	600	7	12:50.745	43.586	1:47.287	90.330	5
13	100	John Fuller	F600	Yamaha	600	7	12:59.960	52.801	1:47.969	89.759	7
14	88	Andre Nakkurt	F600	Kawasaki	600	7	13:05.724	58.565	1:48.637	89.207	4
15	43	Chris Wilkinson	F600	Yamaha	600	7	13:06.204	59.045	1:50.196	87.945	6
16	166	Jordan Bonar	F600	Suzuki	600	7	13:14.276	1:07.117	1:50.516	87.690	7
17	164	Dermot Deegan	F600	Honda	600	7	13:20.184	1:13.025	1:51.615	86.827	5
18	58	John Byrne	F600	Yamaha	600	7	13:22.556	1:15.397	1:50.993	87.314	7
19	72	Stephen Greasley	F600	Yamaha	600	7	13:26.672	1:19.513	1:52.351	86.258	4
20	126	Dean Young	F600	Yamaha	600	7	13:31.901	1:24.742	1:53.783	85.173	2
21	7	Jonathan Owens	F600	Honda	600	7	13:32.390	1:25.231	1:53.651	85.272	7
22	67	Rory Parker	F600	Suzuki	600	7	13:41.038	1:33.879	1:54.169	84.885	7
23	76	Dan Shailer	F600	Honda	600	7	13:45.497	1:38.338	1:54.256	84.820	7
24	21	Austen Wilson	F600	Yamaha	600	7	13:53.559	1:46.400	1:55.883	83.629	7
25	111	Jimmy Nixon	F600	Kawasaki	600	7	13:54.071	1:46.912	1:55.976	83.562	3
26	32	Alan Howatson	F600	Yamaha	600	7	13:54.434	1:47.275	1:54.942	84.314	5
27	141	Alan Singh	F600	Honda	600	6	12:10.045	1 Lap	1:58.303	81.918	5
28	142	Dylan James	F600	Suzuki	600	6	12:12.700	1 Lap	1:57.803	82.266	6
29	56	James Mullins	F600	Yamaha	600	6	12:13.323	1 Lap	1:57.211	82.682	5

Not classified ()

13	Ben Scranage	F600	Triumph	675	3	5:29.453	DNF	1:46.125	91.319	3
176	Kevin English	F600	Yamaha	600	1	2:13.160	DNF	2:04.829	77.636	1
91	James Henry	F600	Yamaha	600		0.119	DNF		-	0

Margin of Victory	Avg. Speed	Best Lap Tm	Best Spd	Best Lap by
21.723	93.292	1:41.712	95.281	12 - Glenn Irwin

Chief Timekeeper:

Clerk of Course:

Weather & Track: Bright / Dry

Results: www.sportstimingservices.com





Thundersport GB - Round 9

Lapchart

BMC Filters Formula 600

Oulton Park 2.692 Miles

Race 5

26/06/2010 12:34

Race started at 12:34:05

Competitors	Laps								
	0	1	2	3	4	5	6	7	
Alan Tanton (15)	1	15	12	12	12	12	12	12	12
Ben Scranage (13)	2	13	15	15	15	15	15	15	15
Glenn Irwin (12)	3	12	22	13	13	175	143	143	143
James Henry (91)	4	91	143	175	175	143	175	175	175
Michael Price (175)	5	175	13	22	143	22	22	51	138
Paul Charman (9)	6	9	175	143	22	138	51	138	51
Lance Cronshaw (18)	7	18	9	9	51	51	138	22	22
Seb Bulpin (143)	8	143	51	51	138	9	9	9	9
Richard McNeil (22)	9	22	138	138	9	18	18	18	18
Adam Oliver (51)	10	51	18	18	18	33	33	33	33
Niall Campbell (138)	11	138	33	33	33	29	29	29	29
Tom Meehan (33)	12	33	29	29	29	71	71	71	71
Alan Hill (29)	13	29	43	71	71	88	88	100	100
Jody Lees (71)	14	71	88	43	88	43	100	88	88
Dean Young (126)	15	126	166	88	43	100	43	43	43
Andre Nakkurt (88)	16	88	71	166	100	166	166	166	166
John Fuller (100)	17	100	126	100	166	164	164	164	164
Chris Wilkinson (43)	18	43	164	126	164	72	72	58	58
Jordan Bonar (166)	19	166	58	164	126	58	58	72	72
John Byrne (58)	20	58	100	58	72	126	126	126	126
Dermot Deegan (164)	21	164	72	72	58	7	7	7	7
Kevin English (176)	22	176	7	7	7	67	67	67	67
Stephen Greasley (72)	23	72	67	67	67	111	111	76	76
Jonathan Owens (7)	24	7	111	111	111	76	76	111	21
Dylan James (142)	25	142	176	21	76	21	21	21	111
Alan Singh (141)	26	141	76	76	21	32	32	32	32
Rory Parker (67)	27	67	142	32	32	141	141	141	
Austen Wilson (21)	28	21	21	141	141	142	142	142	
Jimmy Nixon (111)	29	111	32	142	142	56	56	56	
Dan Shailer (76)	30	76	141	56	56				
James Mullins (56)	31	56	56						
Alan Howatson (32)	32	32							

Chief Timekeeper:

Clerk of Course:

Weather & Track: Bright / Dry

Results: www.sportstimingservices.com

Printed: 26/06/2010 12:49:57





Thundersport GB - Round 9

BMC Filters Formula 600

Oulton Park 2.692 Miles

Race 5

26/06/2010 12:34

Race started at 12:34:05

Lap	Lap Tm	Diff	Time of Day
(12) Glenn Irwin			
1	1:50.703	+8.991	12:35:56.270
2	1:41.712		12:37:37.982
3	1:41.931	+0.219	12:39:19.913
4	1:43.132	+1.420	12:41:03.045
5	1:42.427	+0.715	12:42:45.472
6	1:42.174	+0.462	12:44:27.646
7	1:45.033	+3.321	12:46:12.679

(15) Alan Tanton			
1	1:54.622	+9.646	12:36:00.142
2	1:45.198	+0.222	12:37:45.340
3	1:44.976		12:39:30.316
4	1:45.812	+0.836	12:41:16.128
5	1:46.045	+1.069	12:43:02.173
6	1:46.227	+1.251	12:44:48.400
7	1:46.002	+1.026	12:46:34.402

(143) Seb Bulpin			
1	1:50.084	+4.572	12:36:02.125
2	1:47.887	+2.375	12:37:50.012
3	1:45.629	+0.117	12:39:35.641
4	1:46.358	+0.846	12:41:21.999
5	1:46.071	+0.559	12:43:08.070
6	1:45.623	+0.111	12:44:53.693
7	1:45.512		12:46:39.205

(175) Michael Price			
1	1:51.130	+5.392	12:36:02.750
2	1:46.686	+0.948	12:37:49.436
3	1:46.006	+0.268	12:39:35.442
4	1:46.447	+0.709	12:41:21.889
5	1:47.276	+1.538	12:43:09.165
6	1:45.738		12:44:54.903
7	1:45.865	+0.127	12:46:40.768

(138) Niall Campbell			
1	1:51.657	+5.257	12:36:04.018
2	1:46.809	+0.409	12:37:50.827
3	1:47.485	+1.085	12:39:38.312
4	1:47.883	+1.483	12:41:26.195
5	1:47.287	+0.887	12:43:13.482
6	1:46.778	+0.378	12:45:00.260
7	1:46.400		12:46:46.660

(51) Adam Oliver			
1	1:51.516	+4.621	12:36:03.648
2	1:47.043	+0.148	12:37:50.691
3	1:47.551	+0.656	12:39:38.242
4	1:48.056	+1.161	12:41:26.298
5	1:46.895		12:43:13.193
6	1:46.951	+0.056	12:45:00.144
7	1:46.983	+0.088	12:46:47.127

(22) Richard McNeil			
1	1:49.823	+3.154	12:36:01.901
2	1:47.991	+1.322	12:37:49.892
3	1:48.179	+1.510	12:39:38.071
4	1:47.871	+1.202	12:41:25.942
5	1:47.165	+0.496	12:43:13.107

Lap	Lap Tm	Diff	Time of Day
6	1:47.860	+1.191	12:45:00.967
7	1:46.669		12:46:47.636
(9) Paul Charman			
1	1:51.602	+4.614	12:36:03.272
2	1:47.333	+0.345	12:37:50.605
3	1:48.175	+1.187	12:39:38.780
4	1:48.220	+1.232	12:41:27.000
5	1:47.338	+0.350	12:43:14.338
6	1:47.294	+0.306	12:45:01.632
7	1:46.988		12:46:48.620

(18) Lance Cronshaw			
1	1:52.634	+5.530	12:36:04.518
2	1:47.104		12:37:51.622
3	1:47.350	+0.246	12:39:38.972
4	1:48.217	+1.113	12:41:27.189
5	1:47.561	+0.457	12:43:14.750
6	1:47.556	+0.452	12:45:02.306
7	1:47.684	+0.580	12:46:49.990

(33) Tom Meehan			
1	1:52.267	+4.911	12:36:04.858
2	1:48.780	+1.424	12:37:53.638
3	1:47.640	+0.284	12:39:41.278
4	1:48.232	+0.876	12:41:29.510
5	1:47.356		12:43:16.866
6	1:49.634	+2.278	12:45:06.500
7	1:49.388	+2.032	12:46:55.888

(29) Alan Hill			
1	1:52.863	+4.854	12:36:05.484
2	1:48.879	+0.870	12:37:54.363
3	1:48.207	+0.198	12:39:42.570
4	1:48.276	+0.267	12:41:30.846
5	1:48.139	+0.130	12:43:18.985
6	1:48.009		12:45:06.994
7	1:49.044	+1.035	12:46:56.038

(71) Jody Lees			
1	1:56.001	+8.714	12:36:08.786
2	1:49.302	+2.015	12:37:58.088
3	1:47.842	+0.555	12:39:45.930
4	1:47.597	+0.310	12:41:33.527
5	1:47.287		12:43:20.814
6	1:47.746	+0.459	12:45:08.560
7	1:47.705	+0.418	12:46:56.265

(100) John Fuller			
1	1:57.901	+9.932	12:36:11.103
2	1:50.760	+2.791	12:38:01.863
3	1:49.560	+1.591	12:39:51.423
4	1:48.849	+0.880	12:41:40.272
5	1:48.464	+0.495	12:43:28.736
6	1:48.775	+0.806	12:45:17.511
7	1:47.969		12:47:05.480

(88) Andre Nakkurt			
1	1:54.449	+5.812	12:36:07.644
2	1:51.200	+2.563	12:37:58.844
3	1:50.224	+1.587	12:39:49.068

Lap	Lap Tm	Diff	Time of Day
4	1:48.637		12:41:37.705
5	1:50.915	+2.278	12:43:28.620
6	1:51.583	+2.946	12:45:20.203
7	1:51.041	+2.404	12:47:11.244

(43) Chris Wilkinson			
1	1:54.216	+4.020	12:36:07.481
2	1:50.980	+0.784	12:37:58.461
3	1:51.084	+0.888	12:39:49.545
4	1:50.606	+0.410	12:41:40.151
5	1:50.868	+0.672	12:43:31.019
6	1:50.196		12:45:21.215
7	1:50.509	+0.313	12:47:11.724

(166) Jordan Bonar			
1	1:55.180	+4.664	12:36:08.550
2	1:51.335	+0.819	12:37:59.885
3	1:53.556	+3.040	12:39:53.441
4	1:51.657	+1.141	12:41:45.098
5	1:52.135	+1.619	12:43:37.233
6	1:52.047	+1.531	12:45:29.280
7	1:50.516		12:47:19.796

(164) Dermot Deegan			
1	1:56.694	+5.079	12:36:10.499
2	1:54.016	+2.401	12:38:04.515
3	1:53.403	+1.788	12:39:57.918
4	1:51.902	+0.287	12:41:49.820
5	1:51.615		12:43:41.435
6	1:52.075	+0.460	12:45:33.510
7	1:52.194	+0.579	12:47:25.704

(58) John Byrne			
1	1:57.558	+6.565	12:36:11.034
2	1:53.847	+2.854	12:38:04.881
3	1:54.884	+3.891	12:39:59.765
4	1:52.812	+1.819	12:41:52.577
5	1:52.194	+1.201	12:43:44.771
6	1:52.312	+1.319	12:45:37.083
7	1:50.993		12:47:28.076

(72) Stephen Greasley			
1	1:58.085	+5.734	12:36:11.953
2	1:53.171	+0.820	12:38:05.124
3	1:54.343	+1.992	12:39:59.467
4	1:52.351		12:41:51.818
5	1:52.573	+0.222	12:43:44.391
6	1:54.031	+1.680	12:45:38.422
7	1:53.770	+1.419	12:47:32.192

(126) Dean Young			
1	1:57.118	+3.335	12:36:10.278
2	1:53.783		12:38:04.061
3	1:54.984	+1.201	12:39:59.045
4	1:54.433	+0.650	12:41:53.478
5	1:55.210	+1.427	12:43:48.688
6	1:54.398	+0.615	12:45:43.086
7	1:54.335	+0.552	12:47:37.421

(7) Jonathan Owens			
1	1:58.494	+4.843	12:36:12.555

Chief Timekeeper:

Clerk of Course:

Weather & Track: Bright / Dry

Results: www.sportstimingservices.com

Printed: 26/06/2010 12:49:35





Thundersport GB - Round 9

BMC Filters Formula 600

Oulton Park 2.692 Miles

Race 5

26/06/2010 12:34

Race started at 12:34:05

Lap	Lap Tm	Diff	Time of Day
2	1:53.884	+0.233	12:38:06.439
3	1:54.606	+0.955	12:40:01.045
4	1:54.300	+0.649	12:41:55.345
5	1:53.945	+0.294	12:43:49.290
6	1:54.969	+1.318	12:45:44.259
7	1:53.651		12:47:37.910

(67) Rory Parker

1	2:00.351	+6.182	12:36:14.588
2	1:55.681	+1.512	12:38:10.269
3	1:56.113	+1.944	12:40:06.382
4	1:54.698	+0.529	12:42:01.080
5	1:55.858	+1.689	12:43:56.938
6	1:55.451	+1.282	12:45:52.389
7	1:54.169		12:47:46.558

(76) Dan Shailer

1	2:04.190	+9.934	12:36:18.681
2	1:57.546	+3.290	12:38:16.227
3	1:55.480	+1.224	12:40:11.707
4	1:55.145	+0.889	12:42:06.852
5	1:55.475	+1.219	12:44:02.327
6	1:54.434	+0.178	12:45:56.761
7	1:54.256		12:47:51.017

(21) Austen Wilson

1	2:05.050	+9.167	12:36:19.338
2	1:56.384	+0.501	12:38:15.722
3	1:57.040	+1.157	12:40:12.762
4	1:57.183	+1.300	12:42:09.945
5	1:56.805	+0.922	12:44:06.750
6	1:56.446	+0.563	12:46:03.196
7	1:55.883		12:47:59.079

(111) Jimmy Nixon

1	2:01.241	+5.265	12:36:15.662
2	1:56.873	+0.897	12:38:12.535
3	1:55.976		12:40:08.511
4	1:57.637	+1.661	12:42:06.148
5	1:56.013	+0.037	12:44:02.161
6	1:58.482	+2.506	12:46:00.643
7	1:58.948	+2.972	12:47:59.591

(32) Alan Howatson

1	2:04.859	+9.917	12:36:19.833
2	1:59.925	+4.983	12:38:19.758
3	1:56.285	+1.343	12:40:16.043
4	1:56.120	+1.178	12:42:12.163
5	1:54.942		12:44:07.105
6	1:56.667	+1.725	12:46:03.772
7	1:56.182	+1.240	12:47:59.954

(141) Alan Singh

1	2:06.263	+7.960	12:36:20.497
2	2:00.645	+2.342	12:38:21.142
3	1:58.697	+0.394	12:40:19.839
4	1:58.733	+0.430	12:42:18.572
5	1:58.303		12:44:16.875
6	1:58.690	+0.387	12:46:15.565

(142) Dylan James

Lap	Lap Tm	Diff	Time of Day
1	2:05.058	+7.255	12:36:19.162
2	2:03.449	+5.646	12:38:22.611
3	1:59.978	+2.175	12:40:22.589
4	1:59.582	+1.779	12:42:22.171
5	1:58.246	+0.443	12:44:20.417
6	1:57.803		12:46:18.220

(56) James Mullins

1	2:06.326	+9.115	12:36:20.969
2	2:02.860	+5.649	12:38:23.829
3	2:00.512	+3.301	12:40:24.341
4	1:59.430	+2.219	12:42:23.771
5	1:57.211		12:44:20.982
6	1:57.861	+0.650	12:46:18.843

(13) Ben Scranage

1	1:56.732	+10.607	12:36:02.282
2	1:46.566	+0.441	12:37:48.848
3	1:46.125		12:39:34.973

(176) Kevin English

1	2:04.829		12:36:18.680
---	-----------------	--	--------------

Lap	Lap Tm	Diff	Time of Day
-----	--------	------	-------------

Chief Timekeeper:

Clerk of Course:

Weather & Track: Bright / Dry

Results: www.sportstimingservices.com

Printed: 26/06/2010 12:49:35





Thundersport GB - Round 9

Sorted on Laps

BMC Filters Formula 600

Oulton Park 2.692 Miles

Race 13

26/06/2010 16:03

Race started at 16:03:04

Pos	No.	Name	Class	Make	Model	Laps	Total Tm	Diff	Best Tm	Best Spd	In Lap
1	12	Glenn Irwin	F600	Honda	600	8	13:49.247		1:41.937	95.070	3
2	115	Kirk Jamison	F600	Yamaha	600	8	14:08.289	19.042	1:44.385	92.841	3
3	15	Alan Tanton	F600	Yamaha	600	8	14:08.464	19.217	1:45.067	92.238	7
4	91	James Henry	F600	Yamaha	600	8	14:09.084	19.837	1:44.711	92.552	7
5	175	Michael Price	F600	Triumph	675	8	14:09.176	19.929	1:44.957	92.335	4
6	13	Ben Scranage	F600	Triumph	675	8	14:15.177	25.930	1:44.359	92.864	7
7	138	Niall Campbell	F600	Yamaha	600	8	14:16.930	27.683	1:44.920	92.368	7
8	143	Seb Bulpin	F600	Yamaha	600	8	14:17.174	27.927	1:44.824	92.452	8
9	22	Richard McNeil	F600	Suzuki	600	8	14:20.815	31.568	1:45.228	92.097	8
10	51	Adam Oliver	F600	Honda	600	8	14:20.956	31.709	1:45.564	91.804	6
11	71	Jody Lees	F600	Yamaha	600	8	14:23.324	34.077	1:45.865	91.543	7
12	9	Paul Charman	F600	Suzuki	600	8	14:25.549	36.302	1:46.567	90.940	8
13	100	John Fuller	F600	Yamaha	600	8	14:30.700	41.453	1:47.026	90.550	3
14	18	Lance Cronshaw	F600	Yamaha	600	8	14:33.227	43.980	1:47.136	90.457	2
15	33	Tom Meehan	F600	Yamaha	600	8	14:37.880	48.633	1:47.870	89.841	2
16	166	Jordan Bonar	F600	Suzuki	600	8	14:51.325	1:02.078	1:49.388	88.595	7
17	43	Chris Wilkinson	F600	Yamaha	600	8	14:56.815	1:07.568	1:50.263	87.892	2
18	58	John Byrne	F600	Yamaha	600	8	15:05.711	1:16.464	1:51.266	87.099	2
19	164	Dermot Deegan	F600	Honda	600	8	15:05.902	1:16.655	1:50.933	87.361	8
20	72	Stephen Greasley	F600	Yamaha	600	8	15:12.869	1:23.622	1:52.197	86.377	4
21	126	Dean Young	F600	Yamaha	600	8	15:22.402	1:33.155	1:52.092	86.458	8
22	76	Dan Shailer	F600	Honda	600	8	15:22.880	1:33.633	1:52.393	86.226	8
23	21	Austen Wilson	F600	Yamaha	600	8	15:27.492	1:38.245	1:53.445	85.426	5
24	7	Jonathan Owens	F600	Honda	600	8	15:27.735	1:38.488	1:53.494	85.390	8
25	67	Rory Parker	F600	Suzuki	600	8	15:38.934	1:49.687	1:53.809	85.153	2
26	111	Jimmy Nixon	F600	Kawasaki	600	8	15:44.498	1:55.251	1:54.922	84.329	2
27	142	Dylan James	F600	Suzuki	600	7	13:57.830	1 Lap	1:57.354	82.581	7
28	56	James Mullins	F600	Yamaha	600	7	13:58.032	1 Lap	1:57.231	82.668	7
29	32	Alan Howatson	F600	Yamaha	600	7	14:01.432	1 Lap	1:57.744	82.307	6
30	141	Alan Singh	F600	Honda	600	7	14:03.377	1 Lap	1:57.296	82.622	2

Not classified ()

88	Andre Nakkurt	F600	Kawasaki	600		4.477	DNF		-	0
----	---------------	------	----------	-----	--	-------	-----	--	---	---

Margin of Victory	Avg. Speed	Best Lap Tm	Best Spd	Best Lap by
19.042	93.494	1:41.937	95.070	12 - Glenn Irwin

Chief Timekeeper:

Clerk of Course:

Weather & Track: Bright / Dry

Results: www.sportstiming.com





Thundersport GB - Round 9

Lapchart

BMC Filters Formula 600

Oulton Park 2.692 Miles

Race 13

26/06/2010 16:03

Race started at 16:03:04

Competitors	Laps									
	0	1	2	3	4	5	6	7	8	
James Henry (91)	1	91	12	12	12	12	12	12	12	12
Ben Scranage (13)	2	13	15	15	15	15	15	15	15	115
Alan Tanton (15)	3	15	175	175	115	115	115	115	115	15
Glenn Irwin (12)	4	12	91	115	175	175	175	175	175	91
Michael Price (175)	5	175	115	91	91	91	91	91	91	175
Kirk Jamison (115)	6	115	13	22	22	22	138	13	13	13
Paul Charman (9)	7	9	22	51	51	138	13	138	138	138
Lance Cronshaw (18)	8	18	143	13	13	13	143	143	143	143
Richard McNeil (22)	9	22	51	143	138	143	22	51	51	22
Seb Bulpin (143)	10	143	9	138	143	51	51	22	22	51
Adam Oliver (51)	11	51	138	18	18	9	71	71	71	71
Niall Campbell (138)	12	138	18	9	9	71	9	9	9	9
Jody Lees (71)	13	71	71	71	71	18	18	100	100	100
John Fuller (100)	14	100	33	33	100	100	100	18	18	18
Tom Meehan (33)	15	33	100	100	33	33	33	33	33	33
Dean Young (126)	16	126	43	43	43	166	166	166	166	166
Andre Nakkurt (88)	17	88	166	166	166	43	43	43	43	43
Chris Wilkinson (43)	18	43	164	164	164	58	58	58	58	58
Jordan Bonar (166)	19	166	126	58	58	164	164	164	164	164
John Byrne (58)	20	58	58	126	72	72	72	72	72	72
Dermot Deegan (164)	21	164	7	72	126	126	126	76	126	126
Jonathan Owens (7)	22	7	72	7	7	67	76	126	76	76
Dylan James (142)	23	142	67	67	67	76	67	67	21	21
Rory Parker (67)	24	67	76	76	76	7	21	21	7	7
Stephen Greasley (72)	25	72	21	21	21	21	7	7	67	67
Jimmy Nixon (111)	26	111	111	111	111	111	111	111	111	111
Austen Wilson (21)	27	21	142	142	142	142	56	142	142	
Alan Singh (141)	28	141	141	141	141	56	142	56	56	
Dan Shailer (76)	29	76	32	32	32	141	141	32	32	
Alan Howatson (32)	30	32	56	56	56	32	32	141	141	
James Mullins (56)	31	56								

Chief Timekeeper:

Clerk of Course:

Weather & Track: Bright / Dry

Results: www.sportstimingservices.com





Thundersport GB - Round 9

BMC Filters Formula 600

Oulton Park 2.692 Miles

Race 13

26/06/2010 16:03

Race started at 16:03:04

Lap	Lap Tm	Diff	Time of Day
(12) Glenn Irwin			
1	1:47.129	+5.192	16:04:51.568
2	1:42.260	+0.323	16:06:33.828
3	1:41.937		16:08:15.765
4	1:42.442	+0.505	16:09:58.207
5	1:43.235	+1.298	16:11:41.442
6	1:41.990	+0.053	16:13:23.432
7	1:42.909	+0.972	16:15:06.341
8	1:46.937	+5.000	16:16:53.278

(115) Kirk Jamison			
1	1:49.932	+5.547	16:04:57.006
2	1:44.883	+0.498	16:06:41.889
3	1:44.385		16:08:26.274
4	1:45.349	+0.964	16:10:11.623
5	1:45.435	+1.050	16:11:57.058
6	1:45.214	+0.829	16:13:42.272
7	1:45.021	+0.636	16:15:27.293
8	1:45.027	+0.642	16:17:12.320

(15) Alan Tanton			
1	1:50.245	+5.178	16:04:54.623
2	1:45.430	+0.363	16:06:40.053
3	1:45.843	+0.776	16:08:25.896
4	1:45.574	+0.507	16:10:11.470
5	1:45.462	+0.395	16:11:56.932
6	1:45.131	+0.064	16:13:42.063
7	1:45.067		16:15:27.130
8	1:45.365	+0.298	16:17:12.495

(91) James Henry			
1	1:52.884	+8.173	16:04:56.915
2	1:46.047	+1.336	16:06:42.962
3	1:45.406	+0.695	16:08:28.368
4	1:44.791	+0.080	16:10:13.159
5	1:45.185	+0.474	16:11:58.344
6	1:45.084	+0.373	16:13:43.428
7	1:44.711		16:15:28.139
8	1:44.976	+0.265	16:17:13.115

(175) Michael Price			
1	1:49.571	+4.614	16:04:56.397
2	1:45.407	+0.450	16:06:41.804
3	1:45.226	+0.269	16:08:27.030
4	1:44.957		16:10:11.987
5	1:45.504	+0.547	16:11:57.491
6	1:45.406	+0.449	16:13:42.897
7	1:45.013	+0.056	16:15:27.910
8	1:45.297	+0.340	16:17:13.207

(13) Ben Scranage			
1	1:54.071	+9.712	16:04:58.321
2	1:47.564	+3.205	16:06:45.885
3	1:47.309	+2.950	16:08:33.194
4	1:46.640	+2.281	16:10:19.834
5	1:45.688	+1.329	16:12:05.522
6	1:44.723	+0.364	16:13:50.245
7	1:44.359		16:15:34.604
8	1:44.604	+0.245	16:17:19.208

(138) Niall Campbell			
1	1:51.976	+7.056	16:04:59.571
2	1:46.921	+2.001	16:06:46.492
3	1:46.928	+2.008	16:08:33.420
4	1:46.272	+1.352	16:10:19.692
5	1:45.729	+0.809	16:12:05.421
6	1:45.460	+0.540	16:13:50.881
7	1:44.920		16:15:35.801
8	1:45.160	+0.240	16:17:20.961

(143) Seb Bulpin			
1	1:51.080	+6.256	16:04:58.519
2	1:47.784	+2.960	16:06:46.303
3	1:47.341	+2.517	16:08:33.644
4	1:46.445	+1.621	16:10:20.089
5	1:45.890	+1.066	16:12:05.979
6	1:45.227	+0.403	16:13:51.206
7	1:45.175	+0.351	16:15:36.381
8	1:44.824		16:17:21.205

(22) Richard McNeil			
1	1:50.976	+5.748	16:04:58.409
2	1:47.257	+2.029	16:06:45.666
3	1:47.140	+1.912	16:08:32.806
4	1:46.802	+1.574	16:10:19.608
5	1:47.194	+1.966	16:12:06.802
6	1:46.590	+1.362	16:13:53.392
7	1:46.226	+0.998	16:15:39.618
8	1:45.228		16:17:24.846

(51) Adam Oliver			
1	1:51.167	+5.603	16:04:58.622
2	1:47.234	+1.670	16:06:45.856
3	1:47.244	+1.680	16:08:33.100
4	1:47.973	+2.409	16:10:21.073
5	1:45.990	+0.426	16:12:07.063
6	1:45.564		16:13:52.627
7	1:45.802	+0.238	16:15:38.429
8	1:46.558	+0.994	16:17:24.987

(71) Jody Lees			
1	1:52.304	+6.439	16:05:00.313
2	1:47.313	+1.448	16:06:47.626
3	1:47.458	+1.593	16:08:35.084
4	1:47.364	+1.499	16:10:22.448
5	1:46.581	+0.716	16:12:09.029
6	1:46.116	+0.251	16:13:55.145
7	1:45.865		16:15:41.010
8	1:46.345	+0.480	16:17:27.355

(9) Paul Charman			
1	1:52.435	+5.868	16:04:59.540
2	1:47.997	+1.430	16:06:47.537
3	1:47.198	+0.631	16:08:34.735
4	1:47.312	+0.745	16:10:22.047
5	1:47.570	+1.003	16:12:09.617
6	1:46.743	+0.176	16:13:56.360
7	1:46.653	+0.086	16:15:43.013
8	1:46.567		16:17:29.580

(100) John Fuller			
--------------------------	--	--	--

1	1:53.550	+6.524	16:05:01.790
2	1:47.431	+0.405	16:06:49.221
3	1:47.026		16:08:36.247
4	1:47.925	+0.899	16:10:24.172
5	1:47.703	+0.677	16:12:11.875
6	1:47.342	+0.316	16:13:59.217
7	1:47.823	+0.797	16:15:47.040
8	1:47.691	+0.665	16:17:34.731

(18) Lance Cronshaw			
1	1:52.485	+5.349	16:04:59.765
2	1:47.136		16:06:46.901
3	1:47.616	+0.480	16:08:34.517
4	1:48.945	+1.809	16:10:23.462
5	1:47.940	+0.804	16:12:11.402
6	1:48.835	+1.699	16:14:00.237
7	1:48.249	+1.113	16:15:48.486
8	1:48.772	+1.636	16:17:37.258

(33) Tom Meehan			
1	1:52.742	+4.872	16:05:01.120
2	1:47.870		16:06:48.990
3	1:48.679	+0.809	16:08:37.669
4	1:49.028	+1.158	16:10:26.697
5	1:49.475	+1.605	16:12:16.172
6	1:48.535	+0.665	16:14:04.707
7	1:48.918	+1.048	16:15:53.625
8	1:48.286	+0.416	16:17:41.911

(166) Jordan Bonar			
1	1:56.097	+6.709	16:05:04.748
2	1:50.948	+1.560	16:06:55.696
3	1:49.781	+0.393	16:08:45.477
4	1:50.438	+1.050	16:10:35.915
5	1:50.690	+1.302	16:12:26.605
6	1:49.867	+0.479	16:14:16.472
7	1:49.388		16:16:05.860
8	1:49.496	+0.108	16:17:55.356

(43) Chris Wilkinson			
1	1:55.367	+5.104	16:05:03.977
2	1:50.263		16:06:54.240
3	1:51.118	+0.855	16:08:45.358
4	1:51.258	+0.995	16:10:36.616
5	1:50.714	+0.451	16:12:27.330
6	1:50.391	+0.128	16:14:17.721
7	1:50.976	+0.713	16:16:08.697
8	1:52.149	+1.886	16:18:00.846

(58) John Byrne			
1	1:58.847	+7.581	16:05:07.586
2	1:51.266		16:06:58.852
3	1:51.624	+0.358	16:08:50.476
4	1:51.863	+0.597	16:10:42.339
5	1:52.444	+1.178	16:12:34.783
6	1:52.148	+0.882	16:14:26.931
7	1:51.324	+0.058	16:16:18.255
8	1:51.487	+0.221	16:18:09.742

(164) Dermot Deegan			
1	1:56.819	+5.886	16:05:05.758

Chief Timekeeper:


Clerk of Course:

Weather & Track: Bright / Dry

Results: www.sportstimingservices.com

Printed: 26/06/2010 16:19:40





Thundersport GB - Round 9

BMC Filters Formula 600

Oulton Park 2.692 Miles

Race 13

26/06/2010 16:03

Race started at 16:03:04

Lap	Lap Tm	Diff	Time of Day
2	1:52.264	+1.331	16:06:58.022
3	1:52.108	+1.175	16:08:50.130
4	1:53.313	+2.380	16:10:43.443
5	1:51.704	+0.771	16:12:35.147
6	1:52.350	+1.417	16:14:27.497
7	1:51.503	+0.570	16:16:19.000
8	1:50.933		16:18:09.933

(72) Stephen Greasley

1	1:59.323	+7.126	16:05:08.589
2	1:52.272	+0.075	16:07:00.861
3	1:52.697	+0.500	16:08:53.558
4	1:52.197		16:10:45.755
5	1:52.964	+0.767	16:12:38.719
6	1:52.971	+0.774	16:14:31.690
7	1:52.419	+0.222	16:16:24.109
8	1:52.791	+0.594	16:18:16.900

(126) Dean Young

1	1:58.431	+6.339	16:05:06.902
2	1:52.696	+0.604	16:06:59.598
3	1:54.595	+2.503	16:08:54.193
4	1:54.786	+2.694	16:10:48.979
5	1:56.358	+4.266	16:12:45.337
6	1:56.382	+4.290	16:14:41.719
7	1:52.622	+0.530	16:16:34.341
8	1:52.092		16:18:26.433

(76) Dan Shailer

1	2:00.426	+8.033	16:05:10.133
2	1:54.603	+2.210	16:07:04.736
3	1:54.407	+2.014	16:08:59.143
4	1:54.116	+1.723	16:10:53.259
5	1:54.348	+1.955	16:12:47.607
6	1:53.902	+1.509	16:14:41.509
7	1:53.009	+0.616	16:16:34.518
8	1:52.393		16:18:26.911

(21) Austen Wilson

1	2:02.800	+9.355	16:05:12.312
2	1:54.096	+0.651	16:07:06.408
3	1:53.584	+0.139	16:08:59.992
4	1:55.117	+1.672	16:10:55.109
5	1:53.445		16:12:48.554
6	1:54.798	+1.353	16:14:43.352
7	1:54.402	+0.957	16:16:37.754
8	1:53.769	+0.324	16:18:31.523

(7) Jonathan Owens

1	1:59.303	+5.809	16:05:08.519
2	1:54.240	+0.746	16:07:02.759
3	1:55.366	+1.872	16:08:58.125
4	1:56.463	+2.969	16:10:54.588
5	1:55.276	+1.782	16:12:49.864
6	1:54.317	+0.823	16:14:44.181
7	1:54.091	+0.597	16:16:38.272
8	1:53.494		16:18:31.766

(67) Rory Parker

1	2:00.163	+6.354	16:05:09.411
2	1:53.809		16:07:03.220

Lap	Lap Tm	Diff	Time of Day
3	1:55.214	+1.405	16:08:58.434
4	1:54.363	+0.554	16:10:52.797
5	1:54.954	+1.145	16:12:47.751
6	1:54.803	+0.994	16:14:42.554
7	2:05.576	+11.767	16:16:48.130
8	1:54.835	+1.026	16:18:42.965

(111) Jimmy Nixon

1	2:03.588	+8.666	16:05:13.059
2	1:54.922		16:07:07.981
3	1:57.685	+2.763	16:09:05.666
4	1:57.337	+2.415	16:11:03.003
5	1:56.191	+1.269	16:12:59.194
6	1:56.542	+1.620	16:14:55.736
7	1:56.162	+1.240	16:16:51.898
8	1:56.631	+1.709	16:18:48.529

(142) Dylan James

1	2:04.211	+6.857	16:05:13.434
2	1:57.629	+0.275	16:07:11.063
3	1:58.582	+1.228	16:09:09.645
4	1:59.270	+1.916	16:11:08.915
5	1:57.845	+0.491	16:13:06.760
6	1:57.747	+0.393	16:15:04.507
7	1:57.354		16:17:01.861

(56) James Mullins

1	2:04.671	+7.440	16:05:14.780
2	1:58.636	+1.405	16:07:13.416
3	1:57.780	+0.549	16:09:11.196
4	1:57.919	+0.688	16:11:09.115
5	1:57.233	+0.002	16:13:06.348
6	1:58.484	+1.253	16:15:04.832
7	1:57.231		16:17:02.063

(32) Alan Howatson

1	2:04.366	+6.622	16:05:14.423
2	1:58.116	+0.372	16:07:12.539
3	1:58.348	+0.604	16:09:10.887
4	1:58.946	+1.202	16:11:09.833
5	1:58.458	+0.714	16:13:08.291
6	1:57.744		16:15:06.035
7	1:59.428	+1.684	16:17:05.463

(141) Alan Singh

1	2:04.366	+7.070	16:05:13.949
2	1:57.296		16:07:11.245
3	1:58.614	+1.318	16:09:09.859
4	1:59.365	+2.069	16:11:09.224
5	1:58.116	+0.820	16:13:07.340
6	2:01.913	+4.617	16:15:09.253
7	1:58.155	+0.859	16:17:07.408

Chief Timekeeper:

Clerk of Course:

Weather & Track: Bright / Dry

Results: www.sportstimingservices.com

Printed: 26/06/2010 16:19:40





Thundersport GB - Round 9

Sorted on Best Lap time

Bridgestone Thundersport 500

Oulton Park 2.692 Miles

Qualifying

25/06/2010 15:54

Practice started at 15:56:20

Pos	No.	Name	Class	Make	Model	Best Tm	In Lap	Diff	2nd Best	2nd Lap
1	97	Jim Lovell	Tsport 500	Honda	500	2:00.891	6		2:02.025	5
2	83	Colin McCabe	Tsport 500	Honda	500	2:01.452	5	0.561	2:01.779	2
3	77	Colin Groom	Tsport 500	Honda	500	2:02.816	7	1.925	2:03.807	4
4	161	Mark Evans	Tsport 500	Honda	500	2:02.904	7	2.013	2:03.614	4
5	108	Matthew Douglas	Tsport 500	Honda	500	2:02.956	7	2.065	2:03.640	6
6	321	Chris Kingham	Tsport 500	Honda	500	2:02.998	4	2.107	2:04.002	3
7	5	Darryl Harrison	Tsport 500	Honda	500	2:03.918	6	3.027	2:04.124	4
8	21	Chris Pickersgill	Tsport 500	Honda	500	2:03.931	6	3.040	2:04.134	5
9	95	Jordan Watling	Tsport 500	Honda	500	2:03.948	6	3.057	2:04.509	3
10	54	Sam Cox	Tsport 500	Honda	500	2:04.803	7	3.912	2:05.063	6
11	18	David Jeff	Tsport 500	Honda	500	2:05.172	6	4.281	2:07.441	5
12	62	Geoff Aukett	Tsport 500	Honda	500	2:05.329	7	4.438	2:06.261	6
13	80	Paul Daley	Tsport 500	Honda	500	2:06.006	3	5.115	2:06.365	2
14	7	Wayne Bridges	Tsport 500	Honda	500	2:06.210	6	5.319	2:09.228	4
15	16	Craig Jeff	Tsport 500	Honda	500	2:06.276	7	5.385	2:06.318	6
16	9	Kevin Jones	Tsport 500	Honda	500	2:06.642	5	5.751	2:07.565	3
17	20	Gareth Robinson	Tsport 500	Honda	500	2:07.166	7	6.275	2:08.258	4
18	87	Chris Bazeley	Tsport 500	Honda	500	2:07.771	6	6.880	2:08.690	5
19	57	Chris Poncia	Tsport 500	Honda	500	2:08.145	6	7.254	2:09.615	5
20	22	Adam Carter	Tsport 500	Honda	500	2:08.828	5	7.937	2:10.530	3
21	55	Philip Sutherland	Tsport 500	Honda	500	2:09.035	6	8.144	2:10.694	4
22	99	Andrew Scanlon	Tsport 500	Honda	500	2:09.096	3	8.205	8:56.441	2
23	19	David Knight	Tsport 500	Honda	500	2:09.452	3	8.561	2:09.967	4
24	89	Ian Robinson	Tsport 500	Honda	500	2:09.585	5	8.694	2:10.189	3
25	84	Jason Taylor	Tsport 500	Honda	500	2:09.994	3	9.103	2:11.370	2
26	86	Gary Cooke	Tsport 500	Honda	500	2:10.099	6	9.208	2:10.561	5
27	47	Steve Kain	Tsport 500	Honda	500	2:10.121	6	9.230	2:11.637	5
28	29	Martyn Smith	Tsport 500	Honda	500	2:10.296	6	9.405	2:12.517	5
29	72	Mike Bailey	Tsport 500	Honda	500	2:10.817	4	9.926	2:11.009	3
30	8	Ady Wilkinson	Tsport 500	Honda	500	2:11.335	6	10.444	2:11.645	5
31	78	Graeme Marshall	Tsport 500	Honda	500	2:11.526	5	10.635	2:12.033	6
32	24	Simon Matthews	Tsport 500	Honda	500	2:11.891	6	11.000	2:12.150	4
33	81	Mark Biswell	Tsport 500	Honda	500	2:12.784	5	11.893	2:14.417	4
34	59	Seth Curry	Tsport 500	Honda	500	2:12.820	4	11.929	2:13.303	6
35	36	Vincent Hunt	Tsport 500	Honda	500	2:13.104	4	12.213	2:14.571	3
36	69	Verity Cave	Tsport 500	Honda	500	2:14.718	6	13.827	2:14.796	5
37	26	Matthew Poncia	Tsport 500	Honda	500	2:15.540	6	14.649	2:16.134	5
38	194	Neil Gayford	Tsport 500	Honda	500	2:15.824	6	14.933	2:15.934	4
39	70	Nathan Hutchinson	Tsport 500	Honda	500	2:16.809	6	15.918	2:17.513	5
40	56	Kenneth Dobson	Tsport 500	Honda	500	2:18.714	5	17.823	2:18.987	6

Announcements

Red Flag 15:57, Restarted 16:03

Chief Timekeeper:

Clerk of Course:

Weather & Track: Bright / Dry

Results: www.sportstimingservices.com





Thundersport GB - Round 9

Sorted on Best Lap time

Bridgestone Thundersport 500

Oulton Park 2.692 Miles

Qualifying

25/06/2010 15:54

Practice started at 15:56:20

Pos	No.	Name	Class	Make	Model	Best Tm	In Lap	Diff	2nd Best	2nd Lap
41	211	John Miller	Tsport 500	Honda	500	2:18.828	3	17.937	2:18.991	4
42	88	Joe Smith	Tsport 500	Honda	500	2:19.688	6	18.797	2:19.781	5
43	12	David Schofield	Tsport 500	Honda	500	2:21.841	6	20.950	2:22.403	5
44	6	Richard Walsh	Tsport 500	Honda	500	2:22.850	5	21.959	2:23.904	6
45	53	Sam Banda	Tsport 500	Honda	500		1			0

Announcements

Red Flag 15:57, Restarted 16:03

Chief Timekeeper:

Clerk of Course:

Weather & Track: Bright / Dry

Results: www.sportstimingservices.com

Printed: 26/06/2010 14:57:56





Thundersport GB - Round 9


Bridgestone Thundersport 500

Oulton Park 2.692 Miles

Race 1 & 9

26/06/2010

Race



POLE POSITION

	1	2	3	4
1	97	83	77	161
2	108	321	5	21
3	95	54	18	62
4	80	7	16	9
5	20	87	57	22
6	55	99	19	89
7	84	86	47	29
8	72	8	78	24
9	81	59	36	69
10	26	194	70	56
11	11	88	12	6
12	53			

Chief Timekeeper:

Clerk of Course:

Weather & Track: Bright / Dry

Results: www.sportstimingservices.com





Thundersport GB - Round 9

Sorted on Best Lap time

Bridgestone Thundersport 500

Oulton Park 2.692 Miles

Warmup

26/06/2010 09:00

Practice started at 8:59:02

Pos	No.	Name	Class	Make	Model	Best Tm	In Lap	Diff	2nd Best	2nd Lap
1	97	Jim Lovell	Tsport 500	Honda	500	2:02.342	4		2:02.604	5
2	5	Darryl Harrison	Tsport 500	Honda	500	2:02.662	5	0.320	2:03.106	4
3	108	Matthew Douglas	Tsport 500	Honda	500	2:04.041	3	1.699	2:04.895	2
4	77	Colin Groom	Tsport 500	Honda	500	2:04.212	5	1.870	2:04.879	4
5	83	Colin McCabe	Tsport 500	Honda	500	2:04.323	5	1.981	2:05.636	4
6	321	Chris Kingham	Tsport 500	Honda	500	2:04.359	4	2.017	2:04.636	3
7	161	Mark Evans	Tsport 500	Honda	500	2:05.022	4	2.680	2:05.048	5
8	54	Sam Cox	Tsport 500	Honda	500	2:05.701	5	3.359	2:06.158	4
9	21	Chris Pickersgill	Tsport 500	Honda	500	2:06.728	5	4.386	2:07.063	4
10	7	Wayne Bridges	Tsport 500	Honda	500	2:06.946	5	4.604	2:07.593	4
11	9	Kevin Jones	Tsport 500	Honda	500	2:07.385	5	5.043	2:08.664	4
12	80	Paul Daley	Tsport 500	Honda	500	2:07.997	3	5.655	2:09.515	2
13	16	Craig Jeff	Tsport 500	Honda	500	2:08.738	3	6.396	2:08.848	4
14	62	Geoff Aukett	Tsport 500	Honda	500	2:08.820	5	6.478	2:09.967	4
15	20	Gareth Robinson	Tsport 500	Honda	500	2:09.123	4	6.781	2:09.460	3
16	22	Adam Carter	Tsport 500	Honda	500	2:09.280	3	6.938	2:09.814	5
17	87	Chris Bazeley	Tsport 500	Honda	500	2:09.453	4	7.111	2:12.547	3
18	18	David Jeff	Tsport 500	Honda	500	2:09.513	5	7.171	2:11.146	4
19	99	Andrew Scanlon	Tsport 500	Honda	500	2:09.697	4	7.355	2:11.602	5
20	19	David Knight	Tsport 500	Honda	500	2:09.808	5	7.466	2:12.299	3
21	95	Jordan Watling	Tsport 500	Honda	500	2:10.244	4	7.902	2:11.340	3
22	72	Mike Bailey	Tsport 500	Honda	500	2:10.248	3	7.906	2:11.033	4
23	47	Steve Kain	Tsport 500	Honda	500	2:10.608	4	8.266	2:10.653	5
24	24	Simon Matthews	Tsport 500	Honda	500	2:10.706	5	8.364	2:11.257	4
25	57	Chris Poncia	Tsport 500	Honda	500	2:10.797	4	8.455	2:11.308	5
26	36	Vincent Hunt	Tsport 500	Honda	500	2:10.914	3	8.572	2:14.844	2
27	86	Gary Cooke	Tsport 500	Honda	500	2:10.970	4	8.628	2:11.242	5
28	8	Ady Wilkinson	Tsport 500	Honda	500	2:11.055	4	8.713	2:11.659	5
29	29	Martyn Smith	Tsport 500	Honda	500	2:11.911	4	9.569	2:12.798	3
30	84	Jason Taylor	Tsport 500	Honda	500	2:14.126	4	11.784	2:14.410	5
31	89	Ian Robinson	Tsport 500	Honda	500	2:14.228	5	11.886	2:15.808	4
32	55	Philip Sutherland	Tsport 500	Honda	500	2:14.604	4	12.262	2:16.748	3
33	194	Neil Gayford	Tsport 500	Honda	500	2:14.985	4	12.643	2:15.682	5
34	26	Matthew Poncia	Tsport 500	Honda	500	2:16.289	4	13.947	2:17.312	3
35	70	Nathan Hutchinson	Tsport 500	Honda	500	2:17.298	4	14.956	2:17.803	3
36	59	Seth Curry	Tsport 500	Honda	500	2:18.198	4	15.856	2:19.663	2
37	69	Verity Cave	Tsport 500	Honda	500	2:18.751	4	16.409	2:21.791	3
38	81	Mark Biswell	Tsport 500	Honda	500	2:20.475	2	18.133	2:32.196	1
39	56	Kenneth Dobson	Tsport 500	Honda	500	2:20.832	4	18.490	2:25.656	3
40	78	Graeme Marshall	Tsport 500	Honda	500	9:13.787	1	7:11.445		0

Chief Timekeeper:

Clerk of Course:

Weather & Track: Bright / Dry

Results: www.sportstimingservices.com

Printed: 26/06/2010 09:11:21





Thundersport GB - Round 9

Sorted on Laps

Bridgestone Thundersport 500

Oulton Park 2.692 Miles

Race 1

26/06/2010 10:38

Race started at 10:38:30

Pos	No.	Name	Class	Make	Model	Laps	Total Tm	Diff	Best Tm	Best Spd	In Lap
1	97	Jim Lovell	Tsport 500	Honda	500	8	16:13.876		2:00.693	80.296	7
2	161	Mark Evans	Tsport 500	Honda	500	8	16:13.985	0.109	2:00.563	80.383	8
3	83	Colin McCabe	Tsport 500	Honda	500	8	16:14.188	0.312	2:00.349	80.526	8
4	5	Darryl Harrison	Tsport 500	Honda	500	8	16:20.431	6.555	2:00.949	80.126	8
5	21	Chris Pickersgill	Tsport 500	Honda	500	8	16:23.505	9.629	2:01.340	79.868	7
6	77	Colin Groom	Tsport 500	Honda	500	8	16:26.513	12.637	2:01.676	79.648	4
7	108	Matthew Douglas	Tsport 500	Honda	500	8	16:29.370	15.494	2:01.985	79.446	3
8	321	Chris Kingham	Tsport 500	Honda	500	8	16:31.897	18.021	2:01.148	79.995	6
9	9	Kevin Jones	Tsport 500	Honda	500	8	16:33.446	19.570	2:02.978	78.804	4
10	54	Sam Cox	Tsport 500	Honda	500	8	16:33.455	19.579	2:02.794	78.922	5
11	7	Wayne Bridges	Tsport 500	Honda	500	8	16:45.376	31.500	2:03.741	78.318	7
12	62	Geoff Aukett	Tsport 500	Honda	500	8	16:45.447	31.571	2:04.568	77.798	6
13	80	Paul Daley	Tsport 500	Honda	500	8	16:45.987	32.111	2:03.576	78.423	2
14	20	Gareth Robinson	Tsport 500	Honda	500	8	16:50.150	36.274	2:04.037	78.132	3
15	95	Jordan Watling	Tsport 500	Honda	500	8	16:56.437	42.561	2:03.703	78.342	6
16	57	Chris Poncia	Tsport 500	Honda	500	8	17:00.554	46.678	2:05.612	77.152	6
17	18	David Jeff	Tsport 500	Honda	500	8	17:01.837	47.961	2:05.189	77.413	5
18	47	Steve Kain	Tsport 500	Honda	500	8	17:06.460	52.584	2:06.281	76.743	3
19	22	Adam Carter	Tsport 500	Honda	500	8	17:06.483	52.607	2:05.869	76.994	5
20	19	David Knight	Tsport 500	Honda	500	8	17:07.038	53.162	2:06.529	76.593	3
21	86	Gary Cooke	Tsport 500	Honda	500	8	17:15.214	1:01.338	2:07.370	76.087	2
22	72	Mike Bailey	Tsport 500	Honda	500	8	17:15.334	1:01.458	2:07.705	75.887	3
23	87	Chris Bazeley	Tsport 500	Honda	500	8	17:18.441	1:04.565	2:07.271	76.146	8
24	84	Jason Taylor	Tsport 500	Honda	500	8	17:19.184	1:05.308	2:07.768	75.850	8
25	89	Ian Robinson	Tsport 500	Honda	500	8	17:23.528	1:09.652	2:08.159	75.619	6
26	36	Vincent Hunt	Tsport 500	Honda	500	8	17:24.811	1:10.935	2:07.548	75.981	8
27	29	Martyn Smith	Tsport 500	Honda	500	8	17:25.015	1:11.139	2:08.073	75.669	6
28	78	Graeme Marshall	Tsport 500	Honda	500	8	17:27.989	1:14.113	2:08.995	75.128	2
29	24	Simon Matthews	Tsport 500	Honda	500	8	17:28.282	1:14.406	2:09.001	75.125	4
30	59	Seth Curry	Tsport 500	Honda	500	8	17:48.297	1:34.421	2:11.177	73.879	8
31	194	Neil Gayford	Tsport 500	Honda	500	8	17:48.368	1:34.492	2:11.176	73.879	8
32	26	Matthew Poncia	Tsport 500	Honda	500	8	17:59.063	1:45.187	2:12.591	73.091	4
33	70	Nathan Hutchinson	Tsport 500	Honda	500	8	17:59.333	1:45.457	2:12.223	73.294	8
34	69	Verity Cave	Tsport 500	Honda	500	8	18:10.654	1:56.778	2:13.922	72.365	5
Not classified ()											
	99	Andrew Scanlon	Tsport 500	Honda	500	6	13:04.312	DNF	2:08.533	75.399	2
	8	Ady Wilkinson	Tsport 500	Honda	500	5	10:55.343	DNF	2:07.982	75.723	5

Announcements

No.321 - 10 Second Penalty added - JUMP START

Margin of Victory	Avg. Speed	Best Lap Tm	Best Spd	Best Lap by
0.109	79.609	2:00.349	80.526	83 - Colin McCabe

Chief Timekeeper:

Clerk of Course:

Weather & Track: Bright / Dry

Results: www.sportstiming.com





Thundersport GB - Round 9

Sorted on Laps

Bridgestone Thundersport 500

Oulton Park 2.692 Miles

Race 1

26/06/2010 10:38

Race started at 10:38:30

Pos	No.	Name	Class	Make	Model	Laps	Total Tm	Diff	Best Tm	Best Spd	In Lap
56		Kenneth Dobson	Tsport 500	Honda	500	4	9:13.597	DNF	2:15.085	71.741	4
16		Craig Jeff	Tsport 500	Honda	500	3	6:21.344	DNF	2:05.085	77.477	2
55		Philip Sutherland	Tsport 500	Honda	500	2	4:30.428	DNF	2:08.979	75.138	2

Announcements

No.321 - 10 Second Penalty added - JUMP START

Margin of Victory	Avg. Speed	Best Lap Tm	Best Spd	Best Lap by
0.109	79.609	2:00.349	80.526	83 - Colin McCabe

Chief Timekeeper:

Clerk of Course:

Weather & Track: Bright / Dry

Results: www.sportstimeservices.com





Thundersport GB - Round 9

Lapchart

Bridgestone Thundersport 500

Oulton Park 2.692 Miles

Race 1

26/06/2010 10:38

Race started at 10:38:30

Competitors	Laps									
	0	1	2	3	4	5	6	7	8	
Jim Lovell (97)	1	97	83	83	83	83	83	97	97	97
Colin McCabe (83)	2	83	97	97	97	97	97	83	161	161
Colin Groom (77)	3	77	161	161	161	161	161	161	83	83
Mark Evans (161)	4	161	321	321	5	321	5	5	5	5
Chris Pickersgill (21)	5	21	77	5	321	5	321	321	321	321
Darryl Harrison (5)	6	5	21	21	108	21	21	77	21	21
Chris Kingham (321)	7	321	5	108	21	108	77	21	77	77
Matthew Douglas (108)	8	108	108	77	77	77	108	108	108	108
Geoff Aukett (62)	9	62	9	9	9	9	54	54	9	9
Sam Cox (54)	10	54	54	54	54	54	9	9	54	54
Jordan Watling (95)	11	95	16	16	16	80	80	62	7	7
David Jeff (18)	12	18	62	62	62	62	62	80	62	62
Craig Jeff (16)	13	16	20	80	80	20	7	7	80	80
Wayne Bridges (7)	14	7	80	20	20	7	20	20	20	20
Paul Daley (80)	15	80	18	7	7	95	95	95	95	95
Kevin Jones (9)	16	9	7	95	95	22	22	22	18	57
Gareth Robinson (20)	17	20	95	57	57	57	18	57	57	18
Chris Poncia (57)	18	57	57	22	22	47	57	18	22	47
Chris Bazeley (87)	19	87	22	47	47	19	47	47	47	22
Adam Carter (22)	20	22	47	18	18	18	19	19	19	19
David Knight (19)	21	19	19	19	19	86	72	72	72	86
Philip Sutherland (55)	22	55	99	99	72	72	86	86	86	72
Ian Robinson (89)	23	89	72	72	86	84	84	84	87	87
Andrew Scanlon (99)	24	99	89	86	99	99	8	87	84	84
Steve Kain (47)	25	47	84	89	84	8	87	99	89	89
Jason Taylor (84)	26	84	86	84	89	89	99	89	29	36
Gary Cooke (86)	27	86	78	78	78	87	89	29	36	29
Mike Bailey (72)	28	72	8	8	8	78	78	78	78	78
Martyn Smith (29)	29	29	24	29	87	24	29	36	24	24
Graeme Marshall (78)	30	78	29	87	24	36	24	24	59	59
Simon Matthews (24)	31	24	87	55	36	29	36	194	194	194
Ady Wilkinson (8)	32	8	36	24	29	194	194	59	26	26
Seth Curry (59)	33	59	55	36	194	59	59	26	70	70
Vincent Hunt (36)	34	36	194	194	59	26	26	70	69	69
Neil Gayford (194)	35	194	59	59	70	70	70	69		
Nathan Hutchinson (70)	36	70	70	70	26	69	69			
Kenneth Dobson (56)	37	56	26	26	69	56				
Matthew Poncia (26)	38	26	56	56	56					
Verity Cave (69)	39	69	69	69						

Chief Timekeeper:

Clerk of Course:

Weather & Track: Bright / Dry

Results: www.sportstimingservices.com

Printed: 26/06/2010 10:59:12





Thundersport GB - Round 9

Bridgestone Thundersport 500

Oulton Park 2.692 Miles

Race 1

26/06/2010 10:38

Race started at 10:38:30

Lap	Lap Tm	Diff	Time of Day
(97) Jim Lovell			
1	2:05.595	+4.902	10:40:35.879
2	2:01.541	+0.848	10:42:37.420
3	2:01.424	+0.731	10:44:38.844
4	2:01.133	+0.440	10:46:39.977
5	2:01.295	+0.602	10:48:41.272
6	2:01.317	+0.624	10:50:42.589
7	2:00.693		10:52:43.282
8	2:00.878	+0.185	10:54:44.160

(161) Mark Evans			
1	2:05.816	+5.253	10:40:36.522
2	2:01.296	+0.733	10:42:37.818
3	2:01.489	+0.926	10:44:39.307
4	2:00.977	+0.414	10:46:40.284
5	2:01.717	+1.154	10:48:42.001
6	2:00.871	+0.308	10:50:42.872
7	2:00.834	+0.271	10:52:43.706
8	2:00.563		10:54:44.269

(83) Colin McCabe			
1	2:05.299	+4.950	10:40:35.818
2	2:01.369	+1.020	10:42:37.187
3	2:01.339	+0.990	10:44:38.526
4	2:01.364	+1.015	10:46:39.890
5	2:01.359	+1.010	10:48:41.249
6	2:01.548	+1.199	10:50:42.797
7	2:01.326	+0.977	10:52:44.123
8	2:00.349		10:54:44.472

(5) Darryl Harrison			
1	2:07.249	+6.300	10:40:38.741
2	2:02.846	+1.897	10:42:41.587
3	2:01.686	+0.737	10:44:43.273
4	2:02.515	+1.566	10:46:45.788
5	2:01.622	+0.673	10:48:47.410
6	2:01.118	+0.169	10:50:48.528
7	2:01.238	+0.289	10:52:49.766
8	2:00.949		10:54:50.715

(21) Chris Pickersgill			
1	2:07.127	+5.787	10:40:38.562
2	2:03.230	+1.890	10:42:41.792
3	2:02.442	+1.102	10:44:44.234
4	2:02.249	+0.909	10:46:46.483
5	2:01.838	+0.498	10:48:48.321
6	2:02.276	+0.936	10:50:50.597
7	2:01.340		10:52:51.937
8	2:01.852	+0.512	10:54:53.789

(77) Colin Groom			
1	2:07.534	+5.858	10:40:38.134
2	2:04.332	+2.656	10:42:42.466
3	2:02.530	+0.854	10:44:44.996
4	2:01.676		10:46:46.672
5	2:01.849	+0.173	10:48:48.521
6	2:01.984	+0.308	10:50:50.505
7	2:02.966	+1.290	10:52:53.471
8	2:03.326	+1.650	10:54:56.797

(108) Matthew Douglas			
1	2:07.362	+5.377	10:40:38.960
2	2:03.281	+1.296	10:42:42.241
3	2:01.985		10:44:44.226
4	2:02.335	+0.350	10:46:46.561
5	2:03.005	+1.020	10:48:49.566
6	2:02.820	+0.835	10:50:52.386
7	2:02.978	+0.993	10:52:55.364
8	2:04.290	+2.305	10:54:59.654

(321) Chris Kingham			
1	2:06.629	+5.481	10:40:38.126
2	2:01.966	+0.818	10:42:40.092
3	2:03.202	+2.054	10:44:43.294
4	2:02.435	+1.287	10:46:45.729
5	2:02.246	+1.098	10:48:47.975
6	2:01.148		10:50:49.123
7	2:01.156	+0.008	10:52:50.279
8	2:01.902	+0.754	10:54:52.181

(9) Kevin Jones			
1	2:07.357	+4.379	10:40:40.077
2	2:03.730	+0.752	10:42:43.807
3	2:03.048	+0.070	10:44:46.855
4	2:02.978		10:46:49.833
5	2:03.713	+0.735	10:48:53.546
6	2:03.011	+0.033	10:50:56.557
7	2:03.457	+0.479	10:53:00.014
8	2:03.716	+0.738	10:55:03.730

(54) Sam Cox			
1	2:08.244	+5.450	10:40:40.322
2	2:03.877	+1.083	10:42:44.199
3	2:03.677	+0.883	10:44:47.876
4	2:02.869	+0.075	10:46:50.745
5	2:02.794		10:48:53.539
6	2:02.967	+0.173	10:50:56.506
7	2:03.575	+0.781	10:53:00.081
8	2:03.658	+0.864	10:55:03.739

(7) Wayne Bridges			
1	2:11.790	+8.049	10:40:44.434
2	2:05.784	+2.043	10:42:50.218
3	2:04.229	+0.488	10:44:54.447
4	2:04.862	+1.121	10:46:59.309
5	2:04.035	+0.294	10:49:03.344
6	2:03.786	+0.045	10:51:07.130
7	2:03.741		10:53:10.871
8	2:04.789	+1.048	10:55:15.660

(62) Geoff Aukett			
1	2:09.720	+5.152	10:40:41.754
2	2:05.014	+0.446	10:42:46.768
3	2:04.872	+0.304	10:44:51.640
4	2:04.746	+0.178	10:46:56.386
5	2:04.795	+0.227	10:49:01.181
6	2:04.568		10:51:05.749
7	2:05.179	+0.611	10:53:10.928
8	2:04.803	+0.235	10:55:15.731

(80) Paul Daley			
------------------------	--	--	--

(20) Gareth Robinson			
1	2:11.248	+7.672	10:40:43.943
2	2:03.576		10:42:47.519
3	2:04.522	+0.946	10:44:52.041
4	2:04.340	+0.764	10:46:56.381
5	2:04.792	+1.216	10:49:01.173
6	2:04.770	+1.194	10:51:05.943
7	2:05.283	+1.707	10:53:11.226
8	2:05.045	+1.469	10:55:16.271

(95) Jordan Watling			
1	2:10.580	+6.543	10:40:43.486
2	2:04.942	+0.905	10:42:48.428
3	2:04.037		10:44:52.465
4	2:06.369	+2.332	10:46:58.834
5	2:05.274	+1.237	10:49:04.108
6	2:05.017	+0.980	10:51:09.125
7	2:05.399	+1.362	10:53:14.524
8	2:05.910	+1.873	10:55:20.434

(57) Chris Poncia			
1	2:12.296	+8.593	10:40:44.511
2	2:07.905	+4.202	10:42:52.416
3	2:04.914	+1.211	10:44:57.330
4	2:05.147	+1.444	10:47:02.477
5	2:04.710	+1.007	10:49:07.187
6	2:03.703		10:51:10.890
7	2:07.615	+3.912	10:53:18.505
8	2:08.216	+4.513	10:55:26.721

(18) David Jeff			
1	2:11.677	+6.488	10:40:44.213
2	2:09.400	+4.211	10:42:53.613
3	2:06.620	+1.431	10:45:00.233
4	2:07.237	+2.048	10:47:07.470
5	2:05.189		10:49:12.659
6	2:05.809	+0.620	10:51:18.468
7	2:05.387	+0.198	10:53:23.855
8	2:08.266	+3.077	10:55:32.121

(47) Steve Kain			
1	2:11.909	+5.628	10:40:45.671
2	2:07.671	+1.390	10:42:53.642
3	2:06.281		10:44:59.623
4	2:07.170	+0.889	10:47:06.793
5	2:06.880	+0.599	10:49:13.673
6	2:07.079	+0.798	10:51:20.752
7	2:07.782	+1.501	10:53:28.534
8	2:08.210	+1.929	10:55:36.744

(22) Adam Carter			
1	2:11.971	+6.102	10:40:45.130

Chief Timekeeper:

Clerk of Course:

Weather & Track: Bright / Dry

Results: www.sportstimingservices.com

Printed: 26/06/2010 10:58:23





Thundersport GB - Round 9

Bridgestone Thundersport 500

Oulton Park 2.692 Miles

Race 1

26/06/2010 10:38

Race started at 10:38:30

Lap	Lap Tm	Diff	Time of Day
2	2:07.983	+2.114	10:42:53.113
3	2:06.296	+0.427	10:44:59.409
4	2:06.468	+0.599	10:47:05.877
5	2:05.869		10:49:11.746
6	2:06.432	+0.563	10:51:18.178
7	2:08.226	+2.357	10:53:26.404
8	2:10.363	+4.494	10:55:36.767

(19) David Knight

1	2:12.745	+6.216	10:40:46.250
2	2:07.892	+1.363	10:42:54.142
3	2:06.529		10:45:00.671
4	2:06.609	+0.080	10:47:07.280
5	2:06.873	+0.344	10:49:14.153
6	2:06.933	+0.404	10:51:21.086
7	2:07.925	+1.396	10:53:29.011
8	2:08.311	+1.782	10:55:37.322

(86) Gary Cooke

1	2:14.782	+7.412	10:40:48.653
2	2:07.370		10:42:56.023
3	2:07.850	+0.480	10:45:03.873
4	2:07.554	+0.184	10:47:11.427
5	2:09.408	+2.038	10:49:20.835
6	2:07.942	+0.572	10:51:28.777
7	2:08.513	+1.143	10:53:37.290
8	2:08.208	+0.838	10:55:45.498

(72) Mike Bailey

1	2:13.847	+6.142	10:40:47.922
2	2:07.753	+0.048	10:42:55.675
3	2:07.705		10:45:03.380
4	2:08.382	+0.677	10:47:11.762
5	2:08.831	+1.126	10:49:20.593
6	2:08.070	+0.365	10:51:28.663
7	2:08.409	+0.704	10:53:37.072
8	2:08.546	+0.841	10:55:45.618

(87) Chris Bazeley

1	2:18.255	+10.984	10:40:51.374
2	2:09.004	+1.733	10:43:00.378
3	2:09.570	+2.299	10:45:09.948
4	2:08.208	+0.937	10:47:18.156
5	2:07.717	+0.446	10:49:25.873
6	2:07.431	+0.160	10:51:33.304
7	2:08.150	+0.879	10:53:41.454
8	2:07.271		10:55:48.725

(84) Jason Taylor

1	2:14.872	+7.104	10:40:48.651
2	2:08.707	+0.939	10:42:57.358
3	2:07.980	+0.212	10:45:05.338
4	2:08.992	+1.224	10:47:14.330
5	2:09.098	+1.330	10:49:23.428
6	2:09.688	+1.920	10:51:33.116
7	2:08.584	+0.816	10:53:41.700
8	2:07.768		10:55:49.468

(89) Ian Robinson

1	2:14.678	+6.519	10:40:48.268
2	2:08.833	+0.674	10:42:57.101

Lap	Lap Tm	Diff	Time of Day
3	2:11.478	+3.319	10:45:08.579
4	2:09.379	+1.220	10:47:17.958
5	2:08.519	+0.360	10:49:26.477
6	2:08.159		10:51:34.636
7	2:09.902	+1.743	10:53:44.538
8	2:09.274	+1.115	10:55:53.812

(36) Vincent Hunt

1	2:16.728	+9.180	10:40:51.692
2	2:11.094	+3.546	10:43:02.786
3	2:09.060	+1.512	10:45:11.846
4	2:08.397	+0.849	10:47:20.243
5	2:09.773	+2.225	10:49:30.016
6	2:09.602	+2.054	10:51:39.618
7	2:07.929	+0.381	10:53:47.547
8	2:07.548		10:55:55.095

(29) Martyn Smith

1	2:16.079	+8.006	10:40:50.343
2	2:09.505	+1.432	10:42:59.848
3	2:12.079	+4.006	10:45:11.927
4	2:08.393	+0.320	10:47:20.320
5	2:09.365	+1.292	10:49:29.685
6	2:08.073		10:51:37.758
7	2:09.030	+0.957	10:53:46.788
8	2:08.511	+0.438	10:55:55.299

(78) Graeme Marshall

1	2:15.102	+6.107	10:40:49.383
2	2:08.995		10:42:58.378
3	2:10.566	+1.571	10:45:08.944
4	2:10.129	+1.134	10:47:19.073
5	2:10.193	+1.198	10:49:29.266
6	2:09.817	+0.822	10:51:39.083
7	2:09.778	+0.783	10:53:48.861
8	2:09.412	+0.417	10:55:58.273

(24) Simon Matthews

1	2:15.747	+6.746	10:40:50.236
2	2:10.905	+1.904	10:43:01.141
3	2:09.850	+0.849	10:45:10.991
4	2:09.001		10:47:19.992
5	2:09.764	+0.763	10:49:29.756
6	2:10.147	+1.146	10:51:39.903
7	2:09.186	+0.185	10:53:49.089
8	2:09.477	+0.476	10:55:58.566

(59) Seth Curry

1	2:18.384	+7.207	10:40:53.304
2	2:13.592	+2.415	10:43:06.896
3	2:12.359	+1.182	10:45:19.255
4	2:11.821	+0.644	10:47:31.076
5	2:12.112	+0.935	10:49:43.188
6	2:11.354	+0.177	10:51:54.542
7	2:12.862	+1.685	10:54:07.404
8	2:11.177		10:56:18.581

(194) Neil Gayford

1	2:18.004	+6.828	10:40:52.994
2	2:12.611	+1.435	10:43:05.605
3	2:11.877	+0.701	10:45:17.482

Lap	Lap Tm	Diff	Time of Day
4	2:12.514	+1.338	10:47:29.996
5	2:12.116	+0.940	10:49:42.112
6	2:11.686	+0.510	10:51:53.798
7	2:13.678	+2.502	10:54:07.476
8	2:11.176		10:56:18.652

(26) Matthew Poncia

1	2:21.700	+9.109	10:40:56.907
2	2:12.998	+0.407	10:43:09.905
3	2:13.326	+0.735	10:45:23.231
4	2:12.591		10:47:35.822
5	2:13.674	+1.083	10:49:49.496
6	2:12.943	+0.352	10:52:02.439
7	2:13.768	+1.177	10:54:16.207
8	2:13.140	+0.549	10:56:29.347

(70) Nathan Hutchinson

1	2:19.378	+7.155	10:40:54.488
2	2:13.849	+1.626	10:43:08.337
3	2:14.526	+2.303	10:45:22.863
4	2:13.437	+1.214	10:47:36.300
5	2:14.013	+1.790	10:49:50.313
6	2:13.485	+1.262	10:52:03.798
7	2:13.596	+1.373	10:54:17.394
8	2:12.223		10:56:29.617

(69) Verity Cave

1	2:22.450	+8.528	10:40:57.848
2	2:15.762	+1.840	10:43:13.610
3	2:14.722	+0.800	10:45:28.332
4	2:15.063	+1.141	10:47:43.395
5	2:13.922		10:49:57.317
6	2:14.110	+0.188	10:52:11.427
7	2:14.761	+0.839	10:54:26.188
8	2:14.750	+0.828	10:56:40.938

(99) Andrew Scanlon

1	2:13.425	+4.892	10:40:47.099
2	2:08.533		10:42:55.632
3	2:09.598	+1.065	10:45:05.230
4	2:11.991	+3.458	10:47:17.221
5	2:08.718	+0.185	10:49:25.939
6	2:08.657	+0.124	10:51:34.596

(8) Ady Wilkinson

1	2:15.120	+7.138	10:40:49.627
2	2:10.078	+2.096	10:42:59.705
3	2:09.413	+1.431	10:45:09.118
4	2:08.527	+0.545	10:47:17.645
5	2:07.982		10:49:25.627

(56) Kenneth Dobson

1	2:22.106	+7.021	10:40:57.280
2	2:16.268	+1.183	10:43:13.548
3	2:15.248	+0.163	10:45:28.796
4	2:15.085		10:47:43.881

(16) Craig Jeff

1	2:07.886	+2.801	10:40:40.431
2	2:05.085		10:42:45.516
3	2:06.112	+1.027	10:44:51.628

Chief Timekeeper:

Clerk of Course:

Weather & Track: Bright / Dry

Results: www.sportstimingservices.com

Printed: 26/06/2010 10:58:23





Thundersport GB - Round 9

Bridgestone Thundersport 500

Oulton Park 2.692 Miles

Race 1

26/06/2010 10:38

Race started at 10:38:30

Lap	Lap Tm	Diff	Time of Day
<u>(55) Philip Sutherland</u>			
1	2:18.167	+9.188	10:40:51.733
2	2:08.979		10:43:00.712

Lap	Lap Tm	Diff	Time of Day
-----	--------	------	-------------

Lap	Lap Tm	Diff	Time of Day
-----	--------	------	-------------

Chief Timekeeper:

Clerk of Course:

Weather & Track: Bright / Dry

Results: www.sportstimingservices.com

Printed: 26/06/2010 10:58:23





Thundersport GB - Round 9

Sorted on Laps

Bridgestone Thundersport 500

Oulton Park 2.692 Miles

Race 9

26/06/2010 14:32

Race started at 14:32:14

Pos	No.	Name	Class	Make	Model	Laps	Total Tm	Diff	Best Tm	Best Spd	In Lap
1	97	Jim Lovell	Tsport 500	Honda	500	8	16:17.591		2:00.634	80.336	7
2	161	Mark Evans	Tsport 500	Honda	500	8	16:19.210	1.619	2:00.553	80.390	4
3	321	Chris Kingham	Tsport 500	Honda	500	8	16:20.705	3.114	2:00.923	80.144	5
4	83	Colin McCabe	Tsport 500	Honda	500	8	16:25.505	7.914	2:00.941	80.132	4
5	77	Colin Groom	Tsport 500	Honda	500	8	16:30.130	12.539	2:01.906	79.497	8
6	21	Chris Pickersgill	Tsport 500	Honda	500	8	16:30.153	12.562	2:02.407	79.172	3
7	108	Matthew Douglas	Tsport 500	Honda	500	8	16:41.478	23.887	2:03.024	78.775	2
8	95	Jordan Watling	Tsport 500	Honda	500	8	16:44.272	26.681	2:03.586	78.416	6
9	9	Kevin Jones	Tsport 500	Honda	500	8	16:44.377	26.786	2:03.406	78.531	3
10	54	Sam Cox	Tsport 500	Honda	500	8	16:44.492	26.901	2:02.965	78.813	4
11	80	Paul Daley	Tsport 500	Honda	500	8	16:49.826	32.235	2:03.807	78.277	3
12	18	David Jeff	Tsport 500	Honda	500	8	16:59.353	41.762	2:05.995	76.917	8
13	62	Geoff Aukett	Tsport 500	Honda	500	8	16:59.462	41.871	2:05.787	77.045	6
14	22	Adam Carter	Tsport 500	Honda	500	8	17:09.831	52.240	2:06.331	76.713	8
15	20	Gareth Robinson	Tsport 500	Honda	500	8	17:10.073	52.482	2:06.674	76.505	6
16	19	David Knight	Tsport 500	Honda	500	8	17:10.427	52.836	2:06.418	76.660	2
17	57	Chris Poncia	Tsport 500	Honda	500	8	17:17.362	59.771	2:06.192	76.797	6
18	89	Ian Robinson	Tsport 500	Honda	500	8	17:18.310	1:00.719	2:07.004	76.306	4
19	84	Jason Taylor	Tsport 500	Honda	500	8	17:19.402	1:01.811	2:06.903	76.367	7
20	87	Chris Bazeley	Tsport 500	Honda	500	8	17:20.578	1:02.987	2:06.715	76.480	8
21	36	Vincent Hunt	Tsport 500	Honda	500	8	17:21.624	1:04.033	2:07.222	76.176	8
22	55	Philip Sutherland	Tsport 500	Honda	500	8	17:22.592	1:05.001	2:07.746	75.863	8
23	72	Mike Bailey	Tsport 500	Honda	500	8	17:22.657	1:05.066	2:08.201	75.594	6
24	29	Martyn Smith	Tsport 500	Honda	500	8	17:31.056	1:13.465	2:07.861	75.795	7
25	8	Ady Wilkinson	Tsport 500	Honda	500	8	17:31.368	1:13.777	2:08.459	75.442	3
26	24	Simon Matthews	Tsport 500	Honda	500	8	17:32.005	1:14.414	2:08.059	75.678	7
27	194	Neil Gayford	Tsport 500	Honda	500	8	17:43.284	1:25.693	2:10.506	74.259	5
28	59	Seth Curry	Tsport 500	Honda	500	8	17:47.229	1:29.638	2:09.273	74.967	8
29	69	Verity Cave	Tsport 500	Honda	500	8	17:57.383	1:39.792	2:12.127	73.348	6
30	26	Matthew Poncia	Tsport 500	Honda	500	8	17:59.564	1:41.973	2:12.263	73.272	6
31	86	Gary Cooke	Tsport 500	Honda	500	8	18:07.482	1:49.891	2:09.319	74.940	6
Not classified ()											
	70	Nathan Hutchinson	Tsport 500	Honda	500	6	13:34.854	DNF	2:12.252	73.278	4
	7	Wayne Bridges	Tsport 500	Honda	500	3	6:27.914	DNF	2:05.969	76.933	2
	47	Steve Kain	Tsport 500	Honda	500	3	6:34.647	DNF	2:07.351	76.098	2
	78	Graeme Marshall	Tsport 500	Honda	500	3	6:43.974	DNF	2:09.689	74.726	3

Announcements

No.95 - PLEASE CHECK TRANSPONDER

Margin of Victory	Avg. Speed	Best Lap Tm	Best Spd	Best Lap by
1.619	79.307	2:00.553	80.390	161 - Mark Evans

Chief Timekeeper:
Clerk of Course:
Weather & Track: Bright / Dry
Results: www.sportstimeservices.com





Thundersport GB - Round 9

Lapchart

Bridgestone Thundersport 500

Oulton Park 2.692 Miles

Race 9

26/06/2010 14:32

Race started at 14:32:14

Competitors	Laps									
	0	1	2	3	4	5	6	7	8	
Colin Groom (77)	1	77	97	97	97	97	97	161	97	97
Colin McCabe (83)	2	83	83	83	161	161	161	97	161	161
Mark Evans (161)	3	161	161	161	83	83	83	321	321	
Jim Lovell (97)	4	97	321	321	321	321	321	83	83	
Chris Kingham (321)	5	321	77	77	77	77	77	21	21	77
Chris Pickersgill (21)	6	21	21	21	21	21	21	77	77	21
Matthew Douglas (108)	7	108	108	108	108	108	108	108	108	108
Jordan Watling (95)	8	95	95	95	95	9	95	95	95	95
Geoff Aukett (62)	9	62	18	9	9	95	9	54	54	9
David Jeff (18)	10	18	7	7	80	80	54	9	9	54
Sam Cox (54)	11	54	80	80	54	54	80	80	80	80
Kevin Jones (9)	12	9	62	18	18	18	18	18	18	18
Wayne Bridges (7)	13	7	9	54	7	62	62	62	62	62
Paul Daley (80)	14	80	54	62	62	20	22	20	57	22
Gareth Robinson (20)	15	20	20	20	20	57	20	22	20	20
Chris Poncia (57)	16	57	57	57	57	22	19	57	22	19
Chris Bazeley (87)	17	87	47	47	19	19	57	19	19	57
Adam Carter (22)	18	22	22	19	47	89	89	89	89	89
Philip Sutherland (55)	19	55	19	22	22	87	87	84	84	84
David Knight (19)	20	19	87	87	89	72	72	72	87	87
Gary Cooke (86)	21	86	72	89	87	55	84	87	72	36
Steve Kain (47)	22	47	55	72	72	84	36	36	36	55
Jason Taylor (84)	23	84	89	55	84	36	55	55	55	72
Ian Robinson (89)	24	89	84	84	55	8	8	8	8	29
Mike Bailey (72)	25	72	86	36	36	29	29	24	24	8
Martyn Smith (29)	26	29	78	78	8	24	24	29	29	24
Graeme Marshall (78)	27	78	36	29	78	194	194	194	194	194
Simon Matthews (24)	28	24	8	8	29	59	59	59	59	59
Ady Wilkinson (8)	29	8	29	24	24	69	69	69	69	69
Vincent Hunt (36)	30	36	194	194	194	26	26	26	26	26
Neil Gayford (194)	31	194	24	59	59	70	70	70	86	86
Seth Curry (59)	32	59	59	69	69	86	86	86		
Nathan Hutchinson (70)	33	70	69	26	26					
Matthew Poncia (26)	34	26	26	70	70					
Verity Cave (69)	35	69	70	86	86					

Chief Timekeeper:

Clerk of Course:

Weather & Track: Bright / Dry

Results: www.sportstimingservices.com

Printed: 26/06/2010 14:51:48





Thundersport GB - Round 9

Bridgestone Thundersport 500

Oulton Park 2.692 Miles

Race 9

26/06/2010 14:32

Race started at 14:32:14

Lap	Lap Tm	Diff	Time of Day
(97) Jim Lovell			
1	2:05.465	+4.831	14:34:23.884
2	2:01.278	+0.644	14:36:25.162
3	2:00.870	+0.236	14:38:26.032
4	2:00.665	+0.031	14:40:26.697
5	2:02.192	+1.558	14:42:28.889
6	2:01.898	+1.264	14:44:30.787
7	2:00.634		14:46:31.421
8	2:00.655	+0.021	14:48:32.076

(161) Mark Evans			
1	2:06.707	+6.154	14:34:24.717
2	2:00.995	+0.442	14:36:25.712
3	2:00.583	+0.030	14:38:26.295
4	2:00.553		14:40:26.848
5	2:02.099	+1.546	14:42:28.947
6	2:01.796	+1.243	14:44:30.743
7	2:01.561	+1.008	14:46:32.304
8	2:01.391	+0.838	14:48:33.695

(321) Chris Kingham			
1	2:05.528	+4.605	14:34:24.741
2	2:02.498	+1.575	14:36:27.239
3	2:01.576	+0.653	14:38:28.815
4	2:01.564	+0.641	14:40:30.379
5	2:00.923		14:42:31.302
6	2:01.303	+0.380	14:44:32.605
7	2:01.271	+0.348	14:46:33.876
8	2:01.314	+0.391	14:48:35.190

(83) Colin McCabe			
1	2:06.319	+5.378	14:34:24.154
2	2:01.473	+0.532	14:36:25.627
3	2:01.252	+0.311	14:38:26.879
4	2:00.941		14:40:27.820
5	2:01.475	+0.534	14:42:29.295
6	2:01.816	+0.875	14:44:31.111
7	2:05.784	+4.843	14:46:36.895
8	2:03.095	+2.154	14:48:39.990

(77) Colin Groom			
1	2:10.264	+8.358	14:34:24.749
2	2:03.142	+1.236	14:36:27.891
3	2:02.628	+0.722	14:38:30.519
4	2:02.589	+0.683	14:40:33.108
5	2:02.772	+0.866	14:42:35.880
6	2:03.454	+1.548	14:44:39.334
7	2:03.375	+1.469	14:46:42.709
8	2:01.906		14:48:44.615

(21) Chris Pickersgill			
1	2:06.384	+3.977	14:34:25.636
2	2:02.910	+0.503	14:36:28.546
3	2:02.407		14:38:30.953
4	2:02.506	+0.099	14:40:33.459
5	2:02.617	+0.210	14:42:36.076
6	2:03.053	+0.646	14:44:39.129
7	2:02.867	+0.460	14:46:41.996
8	2:02.642	+0.235	14:48:44.638

(108) Matthew Douglas			
1	2:08.133	+5.109	14:34:27.465
2	2:03.024		14:36:30.489
3	2:03.478	+0.454	14:38:33.967
4	2:04.086	+1.062	14:40:38.053
5	2:04.612	+1.588	14:42:42.665
6	2:04.590	+1.566	14:44:47.255
7	2:04.038	+1.014	14:46:51.293
8	2:04.670	+1.646	14:48:55.963

(95) Jordan Watling			
1	2:09.093	+5.506	14:34:28.748
2	2:05.393	+1.806	14:36:34.142
3	2:04.126	+0.539	14:38:38.268
4	2:04.762	+1.176	14:40:43.030
5	2:03.958	+0.371	14:42:46.989
6	2:03.586		14:44:50.575
7	2:04.116	+0.529	14:46:54.692
8	2:04.066	+0.479	14:48:58.758

(9) Kevin Jones			
1	2:10.648	+7.242	14:34:30.955
2	2:03.915	+0.509	14:36:34.870
3	2:03.406		14:38:38.276
4	2:04.428	+1.022	14:40:42.704
5	2:04.362	+0.956	14:42:47.066
6	2:04.236	+0.830	14:44:51.302
7	2:03.622	+0.216	14:46:54.924
8	2:03.938	+0.532	14:48:58.862

(54) Sam Cox			
1	2:11.695	+8.730	14:34:31.768
2	2:04.710	+1.745	14:36:36.478
3	2:04.824	+1.859	14:38:41.302
4	2:02.965		14:40:44.267
5	2:03.319	+0.354	14:42:47.586
6	2:03.224	+0.259	14:44:50.810
7	2:03.996	+1.031	14:46:54.806
8	2:04.171	+1.206	14:48:58.977

(80) Paul Daley			
1	2:09.984	+6.177	14:34:30.503
2	2:05.465	+1.658	14:36:35.968
3	2:03.807		14:38:39.775
4	2:04.455	+0.648	14:40:44.230
5	2:04.116	+0.309	14:42:48.346
6	2:04.325	+0.518	14:44:52.671
7	2:05.355	+1.548	14:46:58.026
8	2:06.285	+2.478	14:49:04.311

(18) David Jeff			
1	2:08.979	+2.984	14:34:29.015
2	2:06.965	+0.970	14:36:35.980
3	2:06.196	+0.201	14:38:42.176
4	2:06.566	+0.571	14:40:48.742
5	2:07.068	+1.073	14:42:55.810
6	2:06.013	+0.018	14:45:01.823
7	2:06.020	+0.025	14:47:07.843
8	2:05.995		14:49:13.838

(62) Geoff Aukett			
--------------------------	--	--	--

(22) Adam Carter			
1	2:10.792	+5.005	14:34:33.625
2	2:06.615	+0.828	14:36:37.304
3	2:05.792	+0.005	14:38:43.096
4	2:06.631	+0.844	14:40:49.727
5	2:06.363	+0.576	14:42:56.090
6	2:05.787		14:45:01.877
7	2:06.177	+0.390	14:47:08.054
8	2:05.893	+0.106	14:49:13.947

(20) Gareth Robinson			
1	2:11.655	+4.981	14:34:32.183
2	2:07.269	+0.595	14:36:39.452
3	2:08.973	+2.299	14:38:48.425
4	2:08.140	+1.466	14:40:56.565
5	2:07.324	+0.650	14:43:03.889
6	2:06.734	+0.403	14:45:03.746
7	2:06.859	+0.528	14:47:10.605
8	2:07.380	+1.049	14:49:17.985
8	2:06.331		14:49:24.316

(19) David Knight			
1	2:13.220	+6.802	14:34:34.615
2	2:06.418		14:36:41.033
3	2:08.069	+1.651	14:38:49.102
4	2:07.964	+1.546	14:40:57.066
5	2:07.136	+0.718	14:43:04.202
6	2:06.544	+0.126	14:45:10.746
7	2:07.494	+1.076	14:47:18.240
8	2:06.672	+0.254	14:49:24.912

(57) Chris Poncia			
1	2:11.946	+5.754	14:34:32.769
2	2:07.831	+1.639	14:36:40.600
3	2:08.463	+2.271	14:38:49.063
4	2:07.895	+1.703	14:40:56.958
5	2:07.490	+1.298	14:43:04.448
6	2:06.192		14:45:10.640
7	2:06.833	+0.641	14:47:17.473
8	2:14.374	+8.182	14:49:31.847

(89) Ian Robinson			
1	2:14.909	+7.905	14:34:36.617
2	2:08.154	+1.150	14:36:44.771
3	2:07.517	+0.513	14:38:52.288
4	2:07.004		14:40:59.292
5	2:08.477	+1.473	14:43:07.769
6	2:08.917	+1.913	14:45:16.686
7	2:08.473	+1.469	14:47:25.159
8	2:07.636	+0.632	14:49:32.795

(84) Jason Taylor			
1	2:15.532	+8.629	14:34:37.135

Chief Timekeeper:


Clerk of Course:

Weather & Track: Bright / Dry

Results: www.sportstimingservices.com

Printed: 26/06/2010 14:51:19





Thundersport GB - Round 9

Bridgestone Thundersport 500

Oulton Park 2.692 Miles

Race 9

26/06/2010 14:32

Race started at 14:32:14

Lap	Lap Tm	Diff	Time of Day
2	2:08.981	+2.078	14:36:46.116
3	2:08.018	+1.115	14:38:54.134
4	2:09.066	+2.163	14:41:03.200
5	2:08.266	+1.363	14:43:11.466
6	2:07.777	+0.874	14:45:19.243
7	2:06.903		14:47:26.146
8	2:07.741	+0.838	14:49:33.887

(87) Chris Bazeley

1	2:13.888	+7.173	14:34:34.744
2	2:09.072	+2.357	14:36:43.816
3	2:09.037	+2.322	14:38:52.853
4	2:09.479	+2.764	14:41:02.332
5	2:08.755	+2.040	14:43:11.087
6	2:09.609	+2.894	14:45:20.696
7	2:07.652	+0.937	14:47:28.348
8	2:06.715		14:49:35.063

(36) Vincent Hunt

1	2:15.573	+8.351	14:34:38.161
2	2:10.190	+2.968	14:36:48.351
3	2:07.262	+0.040	14:38:55.613
4	2:08.424	+1.202	14:41:04.037
5	2:08.094	+0.872	14:43:12.131
6	2:08.925	+1.703	14:45:21.056
7	2:07.831	+0.609	14:47:28.887
8	2:07.222		14:49:36.109

(55) Philip Sutherland

1	2:15.147	+7.401	14:34:36.503
2	2:09.176	+1.430	14:36:45.679
3	2:08.539	+0.793	14:38:54.218
4	2:08.538	+0.792	14:41:02.756
5	2:09.438	+1.692	14:43:12.194
6	2:09.174	+1.428	14:45:21.368
7	2:07.963	+0.217	14:47:29.331
8	2:07.746		14:49:37.077

(72) Mike Bailey

1	2:14.256	+6.055	14:34:36.187
2	2:08.872	+0.671	14:36:45.059
3	2:08.262	+0.061	14:38:53.321
4	2:09.330	+1.129	14:41:02.651
5	2:08.615	+0.414	14:43:11.266
6	2:08.201		14:45:19.467
7	2:08.998	+0.797	14:47:28.465
8	2:08.677	+0.476	14:49:37.142

(29) Martyn Smith

1	2:16.823	+8.962	14:34:38.873
2	2:10.416	+2.555	14:36:49.289
3	2:10.049	+2.188	14:38:59.338
4	2:09.699	+1.838	14:41:09.037
5	2:08.962	+1.101	14:43:17.999
6	2:09.811	+1.950	14:45:27.810
7	2:07.861		14:47:35.671
8	2:09.870	+2.009	14:49:45.541

(8) Ady Wilkinson

1	2:16.443	+7.984	14:34:38.835
2	2:10.528	+2.069	14:36:49.363

Lap	Lap Tm	Diff	Time of Day
3	2:08.459		14:38:57.822
4	2:09.013	+0.554	14:41:06.835
5	2:08.729	+0.270	14:43:15.564
6	2:09.852	+1.393	14:45:25.416
7	2:09.194	+0.735	14:47:34.610
8	2:11.243	+2.784	14:49:45.853

(24) Simon Matthews

1	2:18.062	+10.003	14:34:40.355
2	2:09.807	+1.748	14:36:50.162
3	2:09.354	+1.295	14:38:59.516
4	2:10.467	+2.408	14:41:09.983
5	2:08.657	+0.598	14:43:18.640
6	2:08.893	+0.834	14:45:27.533
7	2:08.059		14:47:35.592
8	2:10.898	+2.839	14:49:46.490

(194) Neil Gayford

1	2:16.837	+6.331	14:34:39.624
2	2:11.808	+1.302	14:36:51.432
3	2:11.231	+0.725	14:39:02.663
4	2:11.196	+0.690	14:41:13.859
5	2:10.506		14:43:24.365
6	2:10.521	+0.015	14:45:34.886
7	2:11.559	+1.053	14:47:46.445
8	2:11.324	+0.818	14:49:57.769

(59) Seth Curry

1	2:18.178	+8.905	14:34:40.972
2	2:11.840	+2.567	14:36:52.812
3	2:11.941	+2.668	14:39:04.753
4	2:12.971	+3.698	14:41:17.724
5	2:11.104	+1.831	14:43:28.828
6	2:12.429	+3.156	14:45:41.257
7	2:11.184	+1.911	14:47:52.441
8	2:09.273		14:50:01.714

(69) Verity Cave

1	2:18.313	+6.186	14:34:41.676
2	2:13.573	+1.446	14:36:55.249
3	2:12.536	+0.409	14:39:07.785
4	2:13.698	+1.571	14:41:21.483
5	2:13.040	+0.913	14:43:34.523
6	2:12.127		14:45:46.650
7	2:12.990	+0.863	14:47:59.640
8	2:12.228	+0.101	14:50:11.868

(26) Matthew Poncia

1	2:19.129	+6.866	14:34:42.169
2	2:13.331	+1.068	14:36:55.500
3	2:13.511	+1.248	14:39:09.011
4	2:13.296	+1.033	14:41:22.307
5	2:12.598	+0.335	14:43:34.905
6	2:12.263		14:45:47.168
7	2:14.243	+1.980	14:48:01.411
8	2:12.638	+0.375	14:50:14.049

(86) Gary Cooke

1	2:16.274	+6.955	14:34:37.792
2	2:43.793	+34.474	14:37:21.585
3	2:10.053	+0.734	14:39:31.638

Lap	Lap Tm	Diff	Time of Day
4	2:10.151	+0.832	14:41:41.789
5	2:09.737	+0.418	14:43:51.526
6	2:09.319		14:46:00.845
7	2:10.230	+0.911	14:48:11.075
8	2:10.892	+1.573	14:50:21.967

(70) Nathan Hutchinson

1	2:20.391	+8.139	14:34:43.354
2	2:14.057	+1.805	14:36:57.411
3	2:14.001	+1.749	14:39:11.412
4	2:12.252		14:41:23.664
5	2:12.733	+0.481	14:43:36.397
6	2:12.942	+0.690	14:45:49.339

(7) Wayne Bridges

1	2:09.042	+3.073	14:34:29.487
2	2:05.969		14:36:35.456
3	2:06.943	+0.974	14:38:42.399

(47) Steve Kain

1	2:11.769	+4.418	14:34:33.353
2	2:07.351		14:36:40.704
3	2:08.428	+1.077	14:38:49.132

(78) Graeme Marshall

1	2:15.910	+6.221	14:34:38.024
2	2:10.746	+1.057	14:36:48.770
3	2:09.689		14:38:58.459

Chief Timekeeper:

Clerk of Course:

Weather & Track: Bright / Dry

Results: www.sportstimingservices.com

Printed: 26/06/2010 14:51:19





Thundersport GB - Round 9

Sorted on Best Lap time

BSN Thundersport GP1

Oulton Park 2.692 Miles

Qualifying

25/06/2010 15:34

Practice started at 15:34:50

Pos	No.	Name	Class	Make	Model	Best Tm	In Lap	Diff	2nd Best	2nd Lap
1	1	Peter Baker	GP1	Suzuki	1000	1:41.682	6		1:42.818	4
2	18	Gerard Kinghan	GP1	Suzuki	1000	1:42.768	9	1.086	1:43.146	4
3	71	Philip Crowe	GP1	Suzuki	1000	1:42.904	4	1.222	1:45.323	6
4	157	Angelo DeRosa	GP1	Yamaha	1000	1:43.429	4	1.747	1:43.678	7
5	15	Kirk Jamison	GP1	Honda	1000	1:44.064	4	2.382	1:44.294	5
6	156	Dave Jackson	GP1	Honda	1000	1:45.147	7	3.465	1:45.152	3
7	9	Tony Keilty	GP1	Kawasaki	1000	1:46.044	6	4.362	1:47.215	5
8	12	Tony Rainford	GP1	Suzuki	1000	1:46.325	8	4.643	1:46.970	7
9	46	Greg Lewis	GP1	Yamaha	1000	1:46.447	8	4.765	1:46.481	5
10	77	Lee Reveley	Supertwin	Ducati	1098ST	1:46.559	3	4.877	1:46.665	6
11	69	Neil Gregory	GP1	Suzuki	1000	1:46.696	8	5.014	1:47.046	3
12	38	Scot Adam	Supertwin	Ducati	1098ST	1:46.970	4	5.288	1:48.268	6
13	16	James Dickson	GP1	Suzuki	1000	1:47.282	6	5.600	1:47.373	4
14	21	Chris Barnes	GP1	Yamaha	600	1:47.383	5	5.701	1:47.985	4
15	2	Lee Cutts Bland	GP1	Kawasaki	1000	1:48.171	7	6.489	1:49.102	5
16	14	Andrew Haines	GP1	Yamaha	1000	1:48.216	5	6.534	1:48.702	6
17	31	Robert Simcock	GP1	Suzuki	750	1:48.520	8	6.838	1:49.603	7
18	114	Garry Hamilton	Supertwin	KTM	1098ST	1:48.844	6	7.162	1:49.270	7
19	128	Mike Walker	Supertwin	Ducati	999ST	1:48.980	5	7.298	1:49.067	6
20	47	Les Liney	Supertwin	Ducati	1098ST	1:49.078	8	7.396	1:50.032	3
21	84	Paul Noble	Supertwin	Honda	1000ST	1:49.338	7	7.656	1:49.589	3
22	44	Marti Brown	GP1	Honda	1000	1:49.787	7	8.105	1:49.907	5
23	26	Chris Morley	GP1	Yamaha	1000	1:52.035	6	10.353	1:52.639	5
24	83	Wayne Sutton	GP1	Suzuki	1000	1:52.612	4	10.930	1:53.895	3
25	88	Andre Nakkurt	GP1	Kawasaki	600	1:53.115	5	11.433	1:53.881	6
26	96	Callum O'Shea	GP1	Honda	1000	1:53.161	7	11.479	1:53.474	6
27	48	Damien Byrne	GP1	Honda	1000	1:53.655	4	11.973	1:53.757	5
28	109	Shay Burton	GP1	Suzuki	1000	1:53.733	3	12.051	1:53.824	4
29	74	Ian Smith	Supertwin	Ducati	916ST	1:54.278	6	12.596	1:57.359	2
30	51	Charlie Flett	Supertwin	Ducati	1098ST	1:59.230	2	17.548	2:00.619	3
31	41	Scott Broad	GP1	Suzuki	1000	1:59.923	5	18.241	2:02.502	4
32	142	Kevin Spence	GP1	Yamaha	1000	2:01.586	5	19.904	2:02.116	6
33	25	Brian Motherby	GP1	Suzuki	1000	2:06.997	7	25.315	2:07.886	5
34	89	Tony Forster	Supertwin	Ducati	1098ST		1			0

Announcements

No 71 & 74 - Lap 3 - disallowed - cutting chicane

No 156 - Lap 4 & 5 - disallowed - cutting chicane

No 69 - Lap 6 - disallowed - cutting chicane

Chief Timekeeper:

Clerk of Course:

Weather & Track: Bright / Dry

Results: www.sportstimingservices.com





Thundersport GB - Round 9

BSN Thundersport GP1

Oulton Park 2.692 Miles

Race 2 & 10

26/06/2010

Race



POLE POSITION

1	1	2	3	4
	1	18	71	157
2	5	6	7	8
	15	156	9	12
3	9	10	11	12
	46	77	69	38
4	13	14	15	16
	16	21	2	14
5	17	18	19	20
	31	114	128	47
6	21	22	23	24
	84	44	26	83
7	25	26	27	28
	88	96	48	109
8	29	30	31	32
	74	51	41	142
9	33	34		
	25	89		

Chief Timekeeper:

Clerk of Course:

Weather & Track: Bright / Dry

Results: www.sportstimingservices.com

Printed: 25/06/2010 15:52:40





Thundersport GB - Round 9

Sorted on Best Lap time

BSN Thundersport GP1

Oulton Park 2.692 Miles

Warmup

26/06/2010 09:12

Practice started at 9:12:10

Pos	No.	Name	Class	Make	Model	Best Tm	In Lap	Diff	2nd Best	2nd Lap
1	71	Philip Crowe	GP1	Suzuki	1000	1:44.067	3		1:44.702	2
2	46	Greg Lewis	GP1	Yamaha	1000	1:44.526	4	0.459	1:48.019	5
3	156	Dave Jackson	GP1	Honda	1000	1:44.618	3	0.551	1:44.767	5
4	18	Gerard Kinghan	GP1	Suzuki	1000	1:44.717	3	0.650	1:46.842	2
5	1	Peter Baker	GP1	Suzuki	1000	1:44.924	2	0.857	1:46.021	3
6	2	Lee Cutts Bland	GP1	Kawasaki	1000	1:46.379	5	2.312	1:46.577	4
7	157	Angelo DeRosa	GP1	Yamaha	1000	1:46.983	4	2.916	1:47.761	2
8	15	Kirk Jamison	GP1	Honda	1000	1:47.162	1	3.095		0
9	16	James Dickson	GP1	Suzuki	1000	1:47.426	3	3.359	1:48.089	4
10	77	Lee Reveley	Supertwin	Ducati	1098ST	1:48.131	5	4.064	1:50.586	4
11	38	Scot Adam	Supertwin	Ducati	1098ST	1:48.412	4	4.345	1:48.986	5
12	9	Tony Keilty	GP1	Kawasaki	1000	1:48.663	5	4.596	1:49.778	4
13	12	Tony Rainford	GP1	Suzuki	1000	1:48.741	6	4.674	1:49.030	5
14	31	Robert Simcock	GP1	Suzuki	750	1:49.292	5	5.225	1:50.540	4
15	44	Marti Brown	GP1	Honda	1000	1:49.580	5	5.513	1:51.980	4
16	128	Mike Walker	Supertwin	Ducati	999ST	1:49.823	4	5.756	1:52.370	3
17	21	Chris Barnes	GP1	Yamaha	600	1:49.862	4	5.795	1:50.372	3
18	14	Andrew Haines	GP1	Yamaha	1000	1:50.324	4	6.257	1:51.079	5
19	26	Chris Morley	GP1	Yamaha	1000	1:50.343	3	6.276	1:50.835	5
20	47	Les Liney	Supertwin	Ducati	1098ST	1:51.118	3	7.051	1:52.963	2
21	109	Shay Burton	GP1	Suzuki	1000	1:51.985	4	7.918	1:53.728	5
22	114	Garry Hamilton	Supertwin	KTM	1098ST	1:52.094	4	8.027	1:53.026	3
23	83	Wayne Sutton	GP1	Suzuki	1000	1:52.275	3	8.208	1:52.572	2
24	48	Damien Byrne	GP1	Honda	1000	1:53.993	3	9.926	1:55.732	2
25	96	Callum O'Shea	GP1	Honda	1000	1:54.327	4	10.260	1:55.359	3
26	74	Ian Smith	Supertwin	Ducati	916ST	1:55.283	3	11.216	1:57.485	2
27	88	Andre Nakkurt	GP1	Kawasaki	600	1:59.454	2	15.387	2:04.561	1
28	51	Charlie Flett	Supertwin	Ducati	1098ST	1:59.767	4	15.700	2:00.602	3
29	41	Scott Broad	GP1	Suzuki	1000	2:02.414	2	18.347	2:07.457	1
30	25	Brian Motherby	GP1	Suzuki	1000	2:09.301	5	25.234	2:10.355	4
31	84	Paul Noble	Supertwin	Honda	1000ST		0			0

Announcements

No.41 - PLEASE PUT TRANSPONDER ON FOR RACES

Chief Timekeeper:

Clerk of Course:

Weather & Track: Bright / Dry

Results: www.sportstimingservices.com

Printed: 26/06/2010 09:24:34





Thundersport GB - Round 9

Sorted on Laps

BSN Thundersport GP1

Oulton Park 2.692 Miles

Race 2

26/06/2010 11:04

Race started at 11:04:02

Pos	No.	Name	Class	Make	Model	Laps	Total Tm	Diff	Best Tm	Best Spd	In Lap
1	1	Peter Baker	GP1	Suzuki	1000	8	13:44.018		1:41.537	95.445	5
2	18	Gerard Kinghan	GP1	Suzuki	1000	8	13:45.762	1.744	1:41.922	95.084	5
3	157	Angelo DeRosa	GP1	Yamaha	1000	8	13:51.532	7.514	1:42.755	94.314	4
4	156	Dave Jackson	GP1	Honda	1000	8	13:52.371	8.353	1:42.717	94.349	3
5	71	Philip Crowe	GP1	Suzuki	1000	8	13:53.523	9.505	1:42.521	94.529	3
6	15	Kirk Jamison	GP1	Honda	1000	8	13:56.955	12.937	1:42.749	94.319	2
7	46	Greg Lewis	GP1	Yamaha	1000	8	14:11.042	27.024	1:45.164	92.153	6
8	12	Tony Rainford	GP1	Suzuki	1000	8	14:11.856	27.838	1:45.098	92.211	4
9	9	Tony Keilty	GP1	Kawasaki	1000	8	14:20.319	36.301	1:46.011	91.417	8
10	77	Lee Reveley	Supertwin	Ducati	1098ST	8	14:21.273	37.255	1:46.128	91.316	3
11	69	Neil Gregory	GP1	Suzuki	1000	8	14:22.457	38.439	1:46.059	91.376	3
12	2	Lee Cutts Bland	GP1	Kawasaki	1000	8	14:23.128	39.110	1:46.452	91.038	5
13	31	Robert Simcock	GP1	Suzuki	750	8	14:23.575	39.557	1:46.063	91.372	5
14	14	Andrew Haines	GP1	Yamaha	1000	8	14:24.153	40.135	1:46.122	91.321	5
15	21	Chris Barnes	GP1	Yamaha	600	8	14:25.960	41.942	1:46.315	91.156	5
16	128	Mike Walker	Supertwin	Ducati	999ST	8	14:31.536	47.518	1:46.690	90.835	3
17	44	Marti Brown	GP1	Honda	1000	8	14:42.636	58.618	1:48.105	89.646	6
18	114	Garry Hamilton	Supertwin	KTM	1098ST	8	14:42.657	58.639	1:47.607	90.061	8
19	83	Wayne Sutton	GP1	Suzuki	1000	8	14:48.957	1:04.939	1:49.882	88.196	2
20	88	Andre Nakkurt	GP1	Kawasaki	600	8	14:54.554	1:10.536	1:49.295	88.670	3
21	26	Chris Morley	GP1	Yamaha	1000	8	14:55.544	1:11.526	1:49.117	88.815	5
22	96	Callum O'Shea	GP1	Honda	1000	8	14:57.250	1:13.232	1:49.628	88.401	3
23	47	Les Liney	Supertwin	Ducati	1098ST	8	14:57.848	1:13.830	1:49.403	88.583	3
24	48	Damien Byrne	GP1	Honda	1000	8	14:58.459	1:14.441	1:50.222	87.924	2
25	109	Shay Burton	GP1	Suzuki	1000	8	15:16.328	1:32.310	1:52.167	86.400	5
26	74	Ian Smith	Supertwin	Ducati	916ST	8	15:17.009	1:32.991	1:52.689	86.000	7
27	51	Charlie Flett	Supertwin	Ducati	1098ST	7	13:55.355	1 Lap	1:57.353	82.582	7
28	142	Kevin Spence	GP1	Yamaha	1000	7	13:58.268	1 Lap	1:56.536	83.161	6
29	41	Scott Broad	GP1	Suzuki	1000	7	13:58.628	1 Lap	1:57.565	82.433	7
30	25	Brian Motherby	GP1	Suzuki	1000	7	14:32.098	1 Lap	2:02.671	79.002	6

Not classified ()

38	Scot Adam	Supertwin	Ducati	1098ST	4	7:17.370	DNF	1:46.126	91.318	3
16	James Dickson	GP1	Suzuki	1000	3	5:26.834	DNF	1:45.681	91.702	3

Announcements

No.21 - 5 Second Penalty added - MISSING CHICAINE

Margin of Victory	Avg. Speed	Best Lap Tm	Best Spd	Best Lap by
1.744	94.087	1:41.537	95.445	1 - Peter Baker

Chief Timekeeper:

Clerk of Course:

Weather & Track: Bright / Dry

Results: www.sportstiming.com





Thundersport GB - Round 9

Lapchart

BSN Thundersport GP1

Oulton Park 2.692 Miles

Race 2

26/06/2010 11:04

Race started at 11:04:02

Competitors	Laps								
	0	1	2	3	4	5	6	7	8
Angelo DeRosa (157)	1	157	18	18	1	1	1	1	1
Peter Baker (1)	2	1	1	1	18	18	18	18	18
Philip Crowe (71)	3	71	156	156	156	156	157	157	157
Gerard Kinghan (18)	4	18	157	157	157	157	157	71	71
Dave Jackson (156)	5	156	71	15	71	71	71	156	156
Tony Keilty (9)	6	9	15	71	15	15	15	15	15
Tony Rainford (12)	7	12	46	46	46	46	46	46	46
Kirk Jamison (15)	8	15	12	12	12	12	12	12	12
Greg Lewis (46)	9	46	9	9	9	9	9	9	9
Neil Gregory (69)	10	69	21	2	16	21	21	21	21
Lee Reveley (77)	11	77	2	21	2	2	2	2	77
Scot Adam (38)	12	38	69	16	21	69	69	77	69
James Dickson (16)	13	16	16	69	69	77	77	69	2
Chris Barnes (21)	14	21	77	77	77	31	31	31	31
Lee Cutts Bland (2)	15	2	38	38	38	14	14	14	14
Andrew Haines (14)	16	14	31	31	31	38	128	128	128
Garry Hamilton (114)	17	114	14	14	14	128	44	44	44
Robert Simcock (31)	18	31	128	128	128	44	83	114	114
Mike Walker (128)	19	128	83	83	83	83	114	83	83
Wayne Sutton (83)	20	83	114	114	44	114	88	26	88
Les Liney (47)	21	47	44	44	114	88	47	88	26
Marti Brown (44)	22	44	47	47	47	47	26	47	96
Andre Nakkurt (88)	23	88	88	88	88	48	48	48	47
Ian Smith (74)	24	74	48	48	48	26	96	96	48
Kevin Spence (142)	25	142	96	96	96	96	109	109	109
Damien Byrne (48)	26	48	26	26	26	74	74	74	74
Shay Burton (109)	27	109	74	74	74	109	51	51	51
Scott Broad (41)	28	41	109	109	109	51	41	142	142
Chris Morley (26)	29	26	142	51	51	41	142	41	41
Callum O'Shea (96)	30	96	51	41	41	142	25	25	25
Charlie Flett (51)	31	51	41	142	142	25			
Brian Motherby (25)	32	25	25	25	25				

Chief Timekeeper:

Clerk of Course:

Weather & Track: Bright / Dry

Results: www.sportstimingservices.com

Printed: 26/06/2010 11:23:37





Thundersport GB - Round 9

BSN Thundersport GP1

Race 2

Race started at 11:04:02

Oulton Park 2.692 Miles

26/06/2010 11:04

Lap	Lap Tm	Diff	Time of Day
(1) Peter Baker			
1	1:48.382	+6.845	11:05:50.747
2	1:42.876	+1.339	11:07:33.623
3	1:42.026	+0.489	11:09:15.649
4	1:42.152	+0.615	11:10:57.801
5	1:41.537		11:12:39.338
6	1:41.953	+0.416	11:14:21.291
7	1:42.075	+0.538	11:16:03.366
8	1:42.992	+1.455	11:17:46.358

Lap	Lap Tm	Diff	Time of Day
(18) Gerard Kinghan			
1	1:47.335	+5.413	11:05:50.250
2	1:43.059	+1.137	11:07:33.309
3	1:42.781	+0.859	11:09:16.090
4	1:42.314	+0.392	11:10:58.404
5	1:41.922		11:12:40.326
6	1:42.514	+0.592	11:14:22.840
7	1:42.050	+0.128	11:16:04.890
8	1:43.212	+1.290	11:17:48.102

Lap	Lap Tm	Diff	Time of Day
(157) Angelo DeRosa			
1	1:49.208	+6.453	11:05:51.548
2	1:43.145	+0.390	11:07:34.693
3	1:42.849	+0.094	11:09:17.542
4	1:42.755		11:11:00.297
5	1:42.768	+0.013	11:12:43.065
6	1:43.657	+0.902	11:14:26.722
7	1:43.435	+0.680	11:16:10.157
8	1:43.715	+0.960	11:17:53.872

Lap	Lap Tm	Diff	Time of Day
(156) Dave Jackson			
1	1:46.187	+3.470	11:05:50.935
2	1:42.978	+0.261	11:07:33.913
3	1:42.717		11:09:16.630
4	1:43.196	+0.479	11:10:59.826
5	1:42.798	+0.081	11:12:42.624
6	1:44.485	+1.768	11:14:27.109
7	1:43.329	+0.612	11:16:10.438
8	1:44.273	+1.556	11:17:54.711

Lap	Lap Tm	Diff	Time of Day
(71) Philip Crowe			
1	1:49.828	+7.307	11:05:52.225
2	1:43.023	+0.502	11:07:35.248
3	1:42.521		11:09:17.769
4	1:42.766	+0.245	11:11:00.535
5	1:42.795	+0.274	11:12:43.330
6	1:43.669	+1.148	11:14:26.999
7	1:43.290	+0.769	11:16:10.289
8	1:45.574	+3.053	11:17:55.863

Lap	Lap Tm	Diff	Time of Day
(15) Kirk Jamison			
1	1:47.209	+4.460	11:05:52.249
2	1:42.749		11:07:34.998
3	1:43.396	+0.647	11:09:18.394
4	1:43.035	+0.286	11:11:01.429
5	1:43.316	+0.567	11:12:44.745
6	1:43.723	+0.974	11:14:28.468
7	1:44.102	+1.353	11:16:12.570
8	1:46.725	+3.976	11:17:59.295

Lap	Lap Tm	Diff	Time of Day
(46) Greg Lewis			
1	1:49.223	+4.059	11:05:54.873
2	1:45.323	+0.159	11:07:40.196
3	1:45.302	+0.138	11:09:25.498
4	1:45.919	+0.755	11:11:11.417
5	1:45.709	+0.545	11:12:57.126
6	1:45.164		11:14:42.290
7	1:45.735	+0.571	11:16:28.025
8	1:45.357	+0.193	11:18:13.382

Lap	Lap Tm	Diff	Time of Day
(12) Tony Rainford			
1	1:50.346	+5.248	11:05:55.368
2	1:46.175	+1.077	11:07:41.543
3	1:45.837	+0.739	11:09:27.380
4	1:45.098		11:11:12.478
5	1:45.500	+0.402	11:12:57.978
6	1:45.453	+0.355	11:14:43.431
7	1:45.112	+0.014	11:16:28.543
8	1:45.653	+0.555	11:18:14.196

Lap	Lap Tm	Diff	Time of Day
(9) Tony Keilty			
1	1:50.844	+4.833	11:05:55.840
2	1:46.432	+0.421	11:07:42.272
3	1:46.411	+0.400	11:09:28.683
4	1:47.046	+1.035	11:11:15.729
5	1:46.296	+0.285	11:13:02.025
6	1:47.569	+1.558	11:14:49.594
7	1:47.054	+1.043	11:16:36.648
8	1:46.011		11:18:22.659

Lap	Lap Tm	Diff	Time of Day
(77) Lee Reveley			
1	1:51.788	+5.660	11:05:57.512
2	1:46.650	+0.522	11:07:44.162
3	1:46.128		11:09:30.290
4	1:46.895	+0.767	11:11:17.185
5	1:46.486	+0.358	11:13:03.671
6	1:46.640	+0.512	11:14:50.311
7	1:46.903	+0.775	11:16:37.214
8	1:46.399	+0.271	11:18:23.613

Lap	Lap Tm	Diff	Time of Day
(69) Neil Gregory			
1	1:51.038	+4.979	11:05:56.751
2	1:47.035	+0.976	11:07:43.786
3	1:46.059		11:09:29.845
4	1:47.025	+0.966	11:11:16.870
5	1:46.512	+0.453	11:13:03.382
6	1:46.768	+0.709	11:14:50.150
7	1:47.275	+1.216	11:16:37.425
8	1:47.372	+1.313	11:18:24.797

Lap	Lap Tm	Diff	Time of Day
(2) Lee Cutts Bland			
1	1:50.320	+3.868	11:05:56.391
2	1:46.540	+0.088	11:07:42.931
3	1:46.589	+0.137	11:09:29.520
4	1:47.204	+0.752	11:11:16.724
5	1:46.452		11:13:03.176
6	1:46.815	+0.363	11:14:49.991
7	1:47.206	+0.754	11:16:37.197
8	1:48.271	+1.819	11:18:25.468

Lap	Lap Tm	Diff	Time of Day
(31) Robert Simcock			

Lap	Lap Tm	Diff	Time of Day
1	1:51.783	+5.720	11:05:58.288
2	1:46.666	+0.603	11:07:44.954
3	1:46.189	+0.126	11:09:31.143
4	1:46.980	+0.917	11:11:18.123
5	1:46.063		11:13:04.186
6	1:46.497	+0.434	11:14:50.683
7	1:47.145	+1.082	11:16:37.828
8	1:48.087	+2.024	11:18:25.915

Lap	Lap Tm	Diff	Time of Day
(14) Andrew Haines			
1	1:52.834	+6.712	11:05:59.175
2	1:46.765	+0.643	11:07:45.940
3	1:46.166	+0.044	11:09:32.106
4	1:46.292	+0.170	11:11:18.398
5	1:46.122		11:13:04.520
6	1:46.644	+0.522	11:14:51.164
7	1:46.977	+0.855	11:16:38.141
8	1:48.352	+2.230	11:18:26.493

Lap	Lap Tm	Diff	Time of Day
(21) Chris Barnes			
1	1:50.148	+3.833	11:05:56.138
2	1:47.099	+0.784	11:07:43.237
3	1:46.417	+0.102	11:09:29.654
4	1:46.649	+0.334	11:11:16.303
5	1:46.315		11:13:02.618
6	1:47.148	+0.833	11:14:49.766
7	1:47.021	+0.706	11:16:36.787
8	1:46.513	+0.198	11:18:23.300

Lap	Lap Tm	Diff	Time of Day
(128) Mike Walker			
1	1:52.970	+6.280	11:05:59.576
2	1:47.003	+0.313	11:07:46.579
3	1:46.690		11:09:33.269
4	1:47.273	+0.583	11:11:20.542
5	1:47.930	+1.240	11:13:08.472
6	1:48.615	+1.925	11:14:57.087
7	1:48.287	+1.597	11:16:45.374
8	1:48.502	+1.812	11:18:33.876

Lap	Lap Tm	Diff	Time of Day
(44) Marti Brown			
1	1:54.286	+6.181	11:06:01.225
2	1:49.701	+1.596	11:07:50.926
3	1:49.582	+1.477	11:09:40.508
4	1:49.018	+0.913	11:11:29.526
5	1:48.594	+0.489	11:13:18.120
6	1:48.105		11:15:06.225
7	1:48.556	+0.451	11:16:54.781
8	1:50.195	+2.090	11:18:44.976

Lap	Lap Tm	Diff	Time of Day
(114) Garry Hamilton			
1	1:54.205	+6.598	11:06:00.705
2	1:49.886	+2.279	11:07:50.591
3	1:50.203	+2.596	11:09:40.794
4	1:50.012	+2.405	11:11:30.806
5	1:50.603	+2.996	11:13:21.409
6	1:48.041	+0.434	11:15:09.450
7	1:47.940	+0.333	11:16:57.390
8	1:47.607		11:18:44.997

Lap	Lap Tm	Diff	Time of Day
(83) Wayne Sutton			
1	1:53.409	+3.527	11:06:00.131

Chief Timekeeper:

Clerk of Course:

Weather & Track: Bright / Dry

Results: www.sportstimingservices.com

Printed: 26/06/2010 11:22:45





Thundersport GB - Round 9

BSN Thundersport GP1

Oulton Park 2.692 Miles

Race 2

26/06/2010 11:04

Race started at 11:04:02

Lap	Lap Tm	Diff	Time of Day
2	1:49.882		11:07:50.013
3	1:50.182	+0.300	11:09:40.195
4	1:50.333	+0.451	11:11:30.528
5	1:50.633	+0.751	11:13:21.161
6	1:50.042	+0.160	11:15:11.203
7	1:49.969	+0.087	11:17:01.172
8	1:50.125	+0.243	11:18:51.297

(88) Andre Nakkurt

1	1:55.353	+6.058	11:06:02.456
2	1:49.878	+0.583	11:07:52.334
3	1:49.295		11:09:41.629
4	1:50.321	+1.026	11:11:31.950
5	1:49.718	+0.423	11:13:21.668
6	1:56.017	+6.722	11:15:17.685
7	1:49.424	+0.129	11:17:07.109
8	1:49.785	+0.490	11:18:56.894

(26) Chris Morley

1	1:57.443	+8.326	11:06:05.300
2	1:49.236	+0.119	11:07:54.536
3	1:49.662	+0.545	11:09:44.198
4	1:50.544	+1.427	11:11:34.742
5	1:49.117		11:13:23.859
6	1:52.418	+3.301	11:15:16.277
7	1:49.776	+0.659	11:17:06.053
8	1:51.831	+2.714	11:18:57.884

(96) Callum O'Shea

1	1:56.146	+6.518	11:06:04.110
2	1:50.383	+0.755	11:07:54.493
3	1:49.628		11:09:44.121
4	1:51.097	+1.469	11:11:35.218
5	1:51.612	+1.984	11:13:26.830
6	1:51.910	+2.282	11:15:18.740
7	1:50.503	+0.875	11:17:09.243
8	1:50.347	+0.719	11:18:59.590

(47) Les Liney

1	1:54.952	+5.549	11:06:01.676
2	1:50.255	+0.852	11:07:51.931
3	1:49.403		11:09:41.334
4	1:50.710	+1.307	11:11:32.044
5	1:51.460	+2.057	11:13:23.504
6	1:54.574	+5.171	11:15:18.078
7	1:51.586	+2.183	11:17:09.664
8	1:50.524	+1.121	11:19:00.188

(48) Damien Byrne

1	1:55.396	+5.174	11:06:02.858
2	1:50.222		11:07:53.080
3	1:50.352	+0.130	11:09:43.432
4	1:51.253	+1.031	11:11:34.685
5	1:51.229	+1.007	11:13:25.914
6	1:52.552	+2.330	11:15:18.466
7	1:51.583	+1.361	11:17:10.049
8	1:50.750	+0.528	11:19:00.799

(109) Shay Burton

1	1:58.416	+6.249	11:06:06.180
2	1:53.637	+1.470	11:07:59.817

Lap	Lap Tm	Diff	Time of Day
3	1:53.316	+1.149	11:09:53.133
4	1:54.004	+1.837	11:11:47.137
5	1:52.167		11:13:39.304
6	1:53.349	+1.182	11:15:32.653
7	1:52.669	+0.502	11:17:25.322
8	1:53.346	+1.179	11:19:18.668

(74) Ian Smith

1	1:58.143	+5.454	11:06:05.601
2	1:53.580	+0.891	11:07:59.181
3	1:53.584	+0.895	11:09:52.765
4	1:53.875	+1.186	11:11:46.640
5	1:53.716	+1.027	11:13:40.356
6	1:52.998	+0.309	11:15:33.354
7	1:52.689		11:17:26.043
8	1:53.306	+0.617	11:19:19.349

(51) Charlie Flett

1	2:01.658	+4.305	11:06:09.686
2	1:57.466	+0.113	11:08:07.152
3	1:57.973	+0.620	11:10:05.125
4	1:58.511	+1.158	11:12:03.636
5	1:58.275	+0.922	11:14:01.911
6	1:58.431	+1.078	11:16:00.342
7	1:57.353		11:17:57.695

(142) Kevin Spence

1	2:02.066	+5.530	11:06:09.526
2	2:00.258	+3.722	11:08:09.784
3	2:00.971	+4.435	11:10:10.755
4	1:57.559	+1.023	11:12:08.314
5	1:57.203	+0.667	11:14:05.517
6	1:56.536		11:16:02.053
7	1:58.555	+2.019	11:18:00.608

(41) Scott Broad

1	2:02.533	+4.968	11:06:10.333
2	1:57.632	+0.067	11:08:07.965
3	1:58.466	+0.901	11:10:06.431
4	1:58.514	+0.949	11:12:04.945
5	1:59.569	+2.004	11:14:04.514
6	1:58.889	+1.324	11:16:03.403
7	1:57.565		11:18:00.968

(25) Brian Motherby

1	2:05.412	+2.741	11:06:13.905
2	2:03.753	+1.082	11:08:17.658
3	2:03.477	+0.806	11:10:21.135
4	2:03.545	+0.874	11:12:24.680
5	2:03.502	+0.831	11:14:28.182
6	2:02.671		11:16:30.853
7	2:03.585	+0.914	11:18:34.438

(38) Scot Adam

1	1:52.052	+5.926	11:05:57.864
2	1:46.750	+0.624	11:07:44.614
3	1:46.126		11:09:30.740
4	1:48.970	+2.844	11:11:19.710

(16) James Dickson

1	1:51.195	+5.514	11:05:57.175
---	----------	--------	--------------

Chief Timekeeper:

Clerk of Course:

Weather & Track: Bright / Dry

Results: www.sportstimingservices.com

Printed: 26/06/2010 11:22:45





Thundersport GB - Round 9

Sorted on Laps

BSN Thundersport GP1

Oulton Park 2.692 Miles

Race 10

26/06/2010 14:56

Race started at 14:56:08

Pos	No.	Name	Class	Make	Model	Laps	Total Tm	Diff	Best Tm	Best Spd	In Lap
1	18	Gerard Kinghan	GP1	Suzuki	1000	8	13:42.501		1:41.770	95.226	8
2	1	Peter Baker	GP1	Suzuki	1000	8	13:43.257	0.756	1:41.453	95.524	2
3	156	Dave Jackson	GP1	Honda	1000	8	13:45.955	3.454	1:42.297	94.736	2
4	71	Philip Crowe	GP1	Suzuki	1000	8	13:50.344	7.843	1:41.893	95.112	4
5	157	Angelo DeRosa	GP1	Yamaha	1000	8	13:55.663	13.162	1:42.575	94.479	2
6	15	Kirk Jamison	GP1	Honda	1000	8	14:03.703	21.202	1:43.157	93.946	2
7	46	Greg Lewis	GP1	Yamaha	1000	8	14:11.830	29.329	1:44.937	92.353	5
8	9	Tony Keilty	GP1	Kawasaki	1000	8	14:13.431	30.930	1:43.874	93.298	2
9	16	James Dickson	GP1	Suzuki	1000	8	14:13.655	31.154	1:44.367	92.857	5
10	77	Lee Reveley	Supertwin	Ducati	1098ST	8	14:16.878	34.377	1:44.659	92.598	8
11	38	Scot Adam	Supertwin	Ducati	1098ST	8	14:17.234	34.733	1:44.874	92.408	8
12	2	Lee Cutts Bland	GP1	Kawasaki	1000	8	14:19.815	37.314	1:45.081	92.226	8
13	21	Chris Barnes	GP1	Yamaha	600	8	14:20.202	37.701	1:45.874	91.535	4
14	69	Neil Gregory	GP1	Suzuki	1000	8	14:22.154	39.653	1:46.661	90.860	6
15	31	Robert Simcock	GP1	Suzuki	750	8	14:22.854	40.353	1:45.973	91.450	7
16	128	Mike Walker	Supertwin	Ducati	999ST	8	14:23.255	40.754	1:46.093	91.346	2
17	12	Tony Rainford	GP1	Suzuki	1000	8	14:26.314	43.813	1:46.970	90.597	3
18	114	Garry Hamilton	Supertwin	KTM	1098ST	8	14:33.754	51.253	1:47.723	89.964	7
19	44	Marti Brown	GP1	Honda	1000	8	14:45.755	1:03.254	1:48.404	89.399	6
20	26	Chris Morley	GP1	Yamaha	1000	8	14:46.104	1:03.603	1:48.183	89.582	3
21	47	Les Liney	Supertwin	Ducati	1098ST	8	14:46.359	1:03.858	1:48.428	89.379	2
22	48	Damien Byrne	GP1	Honda	1000	8	14:48.216	1:05.715	1:49.468	88.530	2
23	88	Andre Nakkurt	GP1	Kawasaki	600	8	15:00.253	1:17.752	1:49.271	88.690	6
24	96	Callum O'Shea	GP1	Honda	1000	8	15:01.834	1:19.333	1:49.595	88.427	2
25	109	Shay Burton	GP1	Suzuki	1000	8	15:16.854	1:34.353	1:51.669	86.785	6
26	74	Ian Smith	Supertwin	Ducati	916ST	8	15:24.463	1:41.962	1:53.173	85.632	2
27	51	Charlie Flett	Supertwin	Ducati	1098ST	7	13:43.681	1 Lap	1:54.266	84.813	2
28	142	Kevin Spence	GP1	Yamaha	1000	7	13:55.640	1 Lap	1:57.679	82.353	5
29	25	Brian Motherby	GP1	Suzuki	1000	7	14:24.888	1 Lap	2:00.914	80.150	6

Not classified ()

14	Andrew Haines	GP1	Yamaha	1000		3.616	DNF	-	-	0
----	---------------	-----	--------	------	--	-------	-----	---	---	---

Margin of Victory	Avg. Speed	Best Lap Tm	Best Spd	Best Lap by
0.756	94.261	1:41.453	95.524	1 - Peter Baker

Chief Timekeeper:

Clerk of Course:

Weather & Track: Bright / Dry

Results: www.sportstiming.com





Thundersport GB - Round 9

Lapchart

BSN Thundersport GP1

Oulton Park 2.692 Miles

Race 10

26/06/2010 14:56

Race started at 14:56:08

Competitors	Laps								
	0	1	2	3	4	5	6	7	8
Peter Baker (1)	1	1	18	18	18	18	18	18	18
Angelo DeRosa (157)	2	157	156	156	156	1	1	1	1
Philip Crowe (71)	3	71	157	1	1	156	156	156	156
Gerard Kinghan (18)	4	18	1	157	71	71	71	71	71
Dave Jackson (156)	5	156	71	71	157	157	157	157	157
Tony Rainford (12)	6	12	12	15	15	15	15	15	15
Tony Keilty (9)	7	9	15	9	9	9	9	46	46
Kirk Jamison (15)	8	15	9	46	46	46	46	9	9
Greg Lewis (46)	9	46	69	69	16	16	16	16	16
Neil Gregory (69)	10	69	46	16	69	21	38	38	77
Lee Reveley (77)	11	77	16	21	21	38	21	77	38
James Dickson (16)	12	16	21	12	77	69	77	21	2
Lee Cutts Bland (2)	13	2	77	77	12	77	69	2	2
Scot Adam (38)	14	38	2	38	38	12	2	69	69
Chris Barnes (21)	15	21	38	2	2	128	128	128	31
Andrew Haines (14)	16	14	31	128	128	2	12	12	31
Robert Simcock (31)	17	31	128	31	31	31	31	12	12
Mike Walker (128)	18	128	114	114	114	114	114	114	114
Les Liney (47)	19	47	44	44	44	47	47	47	44
Garry Hamilton (114)	20	114	47	47	47	26	26	26	26
Marti Brown (44)	21	44	26	26	26	44	44	44	47
Chris Morley (26)	22	26	48	48	48	48	48	48	48
Andre Nakkurt (88)	23	88	96	96	88	96	96	96	88
Kevin Spence (142)	24	142	88	88	96	88	88	88	96
Damien Byrne (48)	25	48	74	74	74	74	109	109	109
Shay Burton (109)	26	109	51	51	109	109	74	74	74
Ian Smith (74)	27	74	142	109	51	51	51	51	51
Callum O'Shea (96)	28	96	109	142	142	142	142	142	142
Charlie Flett (51)	29	51	25	25	25	25	25	25	25
Brian Motherby (25)	30	25							

Chief Timekeeper:

Clerk of Course:

Weather & Track: Bright / Dry

Results: www.sportstimingservices.com

Printed: 26/06/2010 15:12:45





Thundersport GB - Round 9

BSN Thundersport GP1

Oulton Park 2.692 Miles

Race 10

26/06/2010 14:56

Race started at 14:56:08

Lap	Lap Tm	Diff	Time of Day
(18) Gerard Kinghan			
1	1:46.856	+5.086	14:57:55.215
2	1:42.205	+0.435	14:59:37.420
3	1:42.811	+1.041	15:01:20.231
4	1:42.193	+0.423	15:03:02.424
5	1:41.931	+0.161	15:04:44.355
6	1:42.509	+0.739	15:06:26.864
7	1:41.969	+0.199	15:08:08.833
8	1:41.770		15:09:50.603

Lap	Lap Tm	Diff	Time of Day
(1) Peter Baker			
1	1:48.424	+6.971	14:57:56.526
2	1:41.453		14:59:37.979
3	1:42.676	+1.223	15:01:20.655
4	1:42.163	+0.710	15:03:02.818
5	1:41.908	+0.455	15:04:44.726
6	1:42.389	+0.936	15:06:27.115
7	1:42.072	+0.619	15:08:09.187
8	1:42.172	+0.719	15:09:51.359

Lap	Lap Tm	Diff	Time of Day
(156) Dave Jackson			
1	1:45.149	+2.852	14:57:55.454
2	1:42.297		14:59:37.751
3	1:42.824	+0.527	15:01:20.575
4	1:42.522	+0.225	15:03:03.097
5	1:42.323	+0.026	15:04:45.420
6	1:42.592	+0.295	15:06:28.012
7	1:42.959	+0.662	15:08:10.971
8	1:43.086	+0.789	15:09:54.057

Lap	Lap Tm	Diff	Time of Day
(71) Philip Crowe			
1	1:48.506	+6.613	14:57:56.652
2	1:42.631	+0.738	14:59:39.283
3	1:42.532	+0.639	15:01:21.815
4	1:41.893		15:03:03.708
5	1:42.280	+0.387	15:04:45.988
6	1:44.229	+2.336	15:06:30.217
7	1:43.496	+1.603	15:08:13.713
8	1:44.733	+2.840	15:09:58.446

Lap	Lap Tm	Diff	Time of Day
(157) Angelo DeRosa			
1	1:48.324	+5.749	14:57:56.439
2	1:42.575		14:59:39.014
3	1:43.498	+0.923	15:01:22.512
4	1:45.758	+3.183	15:03:08.270
5	1:43.644	+1.069	15:04:51.914
6	1:44.124	+1.549	15:06:36.038
7	1:44.288	+1.713	15:08:20.326
8	1:43.439	+0.864	15:10:03.765

Lap	Lap Tm	Diff	Time of Day
(15) Kirk Jamison			
1	1:49.289	+6.132	14:57:59.972
2	1:43.157		14:59:43.129
3	1:43.946	+0.789	15:01:27.075
4	1:43.960	+0.803	15:03:11.035
5	1:44.367	+1.210	15:04:55.402
6	1:44.690	+1.533	15:06:40.092
7	1:44.875	+1.718	15:08:24.967
8	1:46.838	+3.681	15:10:11.805

Lap	Lap Tm	Diff	Time of Day
(46) Greg Lewis			
1	1:50.370	+5.433	14:58:01.287
2	1:45.846	+0.909	14:59:47.133
3	1:45.902	+0.965	15:01:33.035
4	1:45.262	+0.325	15:03:18.297
5	1:44.937		15:05:03.234
6	1:45.641	+0.704	15:06:48.875
7	1:45.746	+0.809	15:08:34.621
8	1:45.311	+0.374	15:10:19.932

Lap	Lap Tm	Diff	Time of Day
(9) Tony Keilty			
1	1:49.770	+5.896	14:58:00.443
2	1:43.874		14:59:44.317
3	1:45.876	+2.002	15:01:30.193
4	1:45.797	+1.923	15:03:15.990
5	1:46.594	+2.720	15:05:02.584
6	1:46.190	+2.316	15:06:48.774
7	1:46.047	+2.173	15:08:34.821
8	1:46.712	+2.838	15:10:21.533

Lap	Lap Tm	Diff	Time of Day
(16) James Dickson			
1	1:50.337	+5.970	14:58:01.718
2	1:46.248	+1.881	14:59:47.966
3	1:46.950	+2.583	15:01:34.916
4	1:44.512	+0.145	15:03:19.428
5	1:44.367		15:05:03.795
6	1:45.204	+0.837	15:06:48.999
7	1:45.932	+1.565	15:08:34.931
8	1:46.826	+2.459	15:10:21.757

Lap	Lap Tm	Diff	Time of Day
(77) Lee Reveley			
1	1:51.354	+6.695	14:58:02.456
2	1:46.906	+2.247	14:59:49.362
3	1:46.458	+1.799	15:01:35.820
4	1:47.015	+2.356	15:03:22.835
5	1:46.267	+1.608	15:05:09.102
6	1:45.555	+0.896	15:06:54.657
7	1:45.664	+1.005	15:08:40.321
8	1:44.659		15:10:24.980

Lap	Lap Tm	Diff	Time of Day
(38) Scot Adam			
1	1:52.077	+7.203	14:58:03.466
2	1:46.249	+1.375	14:59:49.715
3	1:46.436	+1.562	15:01:36.151
4	1:46.153	+1.279	15:03:22.304
5	1:46.393	+1.519	15:05:08.697
6	1:45.799	+0.925	15:06:54.496
7	1:45.966	+1.092	15:08:40.462
8	1:44.874		15:10:25.336

Lap	Lap Tm	Diff	Time of Day
(2) Lee Cutts Bland			
1	1:51.896	+6.815	14:58:03.279
2	1:46.683	+1.602	14:59:49.962
3	1:46.757	+1.676	15:01:36.719
4	1:47.404	+2.323	15:03:24.123
5	1:45.844	+0.763	15:05:09.967
6	1:45.954	+0.873	15:06:55.921
7	1:46.915	+1.834	15:08:42.836
8	1:45.081		15:10:27.917

Lap	Lap Tm	Diff	Time of Day
(21) Chris Barnes			

Lap	Lap Tm	Diff	Time of Day
1	1:50.726	+4.852	14:58:02.174
2	1:46.063	+0.189	14:59:48.237
3	1:47.281	+1.407	15:01:35.518
4	1:45.874		15:03:21.392
5	1:47.446	+1.572	15:05:08.838
6	1:46.850	+0.976	15:06:55.688
7	1:46.742	+0.868	15:08:42.430
8	1:45.874		15:10:28.304

Lap	Lap Tm	Diff	Time of Day
(69) Neil Gregory			
1	1:50.170	+3.509	14:58:01.106
2	1:46.791	+0.130	14:59:47.897
3	1:47.486	+0.825	15:01:35.383
4	1:47.357	+0.696	15:03:22.740
5	1:47.044	+0.383	15:05:09.784
6	1:46.661		15:06:56.445
7	1:46.696	+0.035	15:08:43.141
8	1:47.115	+0.454	15:10:30.256

Lap	Lap Tm	Diff	Time of Day
(31) Robert Simcock			
1	1:51.858	+5.885	14:58:03.875
2	1:47.161	+1.188	14:59:51.036
3	1:46.407	+0.434	15:01:37.443
4	1:47.052	+1.079	15:03:24.495
5	1:47.223	+1.250	15:05:11.718
6	1:46.949	+0.976	15:06:58.667
7	1:45.973		15:08:44.640
8	1:46.316	+0.343	15:10:30.956

Lap	Lap Tm	Diff	Time of Day
(128) Mike Walker			
1	1:51.879	+5.786	14:58:03.951
2	1:46.093		14:59:50.044
3	1:46.792	+0.699	15:01:36.836
4	1:46.410	+0.317	15:03:23.246
5	1:47.168	+1.075	15:05:10.414
6	1:46.686	+0.593	15:06:57.100
7	1:47.261	+1.168	15:08:44.361
8	1:46.996	+0.903	15:10:31.357

Lap	Lap Tm	Diff	Time of Day
(12) Tony Rainford			
1	1:49.349	+2.379	14:57:59.926
2	1:49.082	+2.112	14:59:49.008
3	1:46.970		15:01:35.978
4	1:47.044	+0.074	15:03:23.022
5	1:48.179	+1.209	15:05:11.201
6	1:46.997	+0.027	15:06:58.198
7	1:47.291	+0.321	15:08:45.489
8	1:48.927	+1.957	15:10:34.416

Lap	Lap Tm	Diff	Time of Day
(114) Garry Hamilton			
1	1:53.404	+5.681	14:58:05.569
2	1:48.043	+0.320	14:59:53.612
3	1:47.911	+0.188	15:01:41.523
4	1:48.153	+0.430	15:03:29.676
5	1:47.885	+0.162	15:05:17.561
6	1:48.151	+0.428	15:07:05.712
7	1:47.723		15:08:53.435
8	1:48.421	+0.698	15:10:41.856

Lap	Lap Tm	Diff	Time of Day
(44) Marti Brown			
1	1:53.523	+5.119	14:58:05.760

Chief Timekeeper:


Clerk of Course:

Weather & Track: Bright / Dry

Results: www.sportstimingservices.com

Printed: 26/06/2010 15:12:27





Thundersport GB - Round 9

BSN Thundersport GP1

Oulton Park 2.692 Miles

Race 10

26/06/2010 14:56

Race started at 14:56:08

Lap	Lap Tm	Diff	Time of Day
2	1:48.442	+0.038	14:59:54.202
3	1:49.181	+0.777	15:01:43.383
4	1:52.778	+4.374	15:03:36.161
5	1:48.424	+0.020	15:05:24.585
6	1:48.404		15:07:12.989
7	1:49.561	+1.157	15:09:02.550
8	1:51.307	+2.903	15:10:53.857

(26) Chris Morley

1	1:53.827	+5.644	14:58:06.474
2	1:49.517	+1.334	14:59:55.991
3	1:48.183		15:01:44.174
4	1:50.153	+1.970	15:03:34.327
5	1:49.569	+1.386	15:05:23.896
6	1:48.697	+0.514	15:07:12.593
7	1:49.820	+1.637	15:09:02.413
8	1:51.793	+3.610	15:10:54.206

(47) Les Liney

1	1:54.096	+5.668	14:58:06.201
2	1:48.428		14:59:54.629
3	1:49.034	+0.606	15:01:43.663
4	1:49.622	+1.194	15:03:33.285
5	1:48.841	+0.413	15:05:22.126
6	1:49.701	+1.273	15:07:11.827
7	1:50.297	+1.869	15:09:02.124
8	1:52.337	+3.909	15:10:54.461

(48) Damien Byrne

1	1:54.080	+4.612	14:58:07.090
2	1:49.468		14:59:56.558
3	1:49.829	+0.361	15:01:46.387
4	1:50.570	+1.102	15:03:36.957
5	1:50.005	+0.537	15:05:26.962
6	1:49.492	+0.024	15:07:16.454
7	1:50.067	+0.599	15:09:06.521
8	1:49.797	+0.329	15:10:56.318

(88) Andre Nakkurt

1	1:55.463	+6.192	14:58:08.275
2	1:49.842	+0.571	14:59:58.117
3	1:50.905	+1.634	15:01:49.022
4	1:58.693	+9.422	15:03:47.715
5	1:50.508	+1.237	15:05:38.223
6	1:49.271		15:07:27.494
7	1:49.995	+0.724	15:09:17.489
8	1:50.866	+1.595	15:11:08.355

(96) Callum O'Shea

1	1:54.756	+5.161	14:58:07.911
2	1:49.595		14:59:57.506
3	1:52.486	+2.891	15:01:49.992
4	1:51.705	+2.110	15:03:41.697
5	1:51.798	+2.203	15:05:33.495
6	1:51.966	+2.371	15:07:25.461
7	1:51.692	+2.097	15:09:17.153
8	1:52.783	+3.188	15:11:09.936

(109) Shay Burton

1	2:01.367	+9.698	14:58:14.424
2	1:53.748	+2.079	15:00:08.172

Lap	Lap Tm	Diff	Time of Day
3	1:52.717	+1.048	15:02:00.889
4	1:52.534	+0.865	15:03:53.423
5	1:52.392	+0.723	15:05:45.815
6	1:51.669		15:07:37.484
7	1:53.750	+2.081	15:09:31.234
8	1:53.722	+2.053	15:11:24.956

(74) Ian Smith

1	2:00.059	+6.886	14:58:13.127
2	1:53.173		15:00:06.300
3	1:53.194	+0.021	15:01:59.494
4	1:53.448	+0.275	15:03:52.942
5	1:54.249	+1.076	15:05:47.191
6	1:54.675	+1.502	15:07:41.866
7	1:55.167	+1.994	15:09:37.033
8	1:55.532	+2.359	15:11:32.565

(51) Charlie Flett

1	2:00.340	+6.074	14:58:13.849
2	1:54.266		15:00:08.115
3	1:55.068	+0.802	15:02:03.183
4	1:56.367	+2.101	15:03:59.550
5	1:57.730	+3.464	15:05:57.280
6	1:57.283	+3.017	15:07:54.563
7	1:57.220	+2.954	15:09:51.783

(142) Kevin Spence

1	2:01.409	+3.730	14:58:14.289
2	1:58.927	+1.248	15:00:13.216
3	1:57.695	+0.016	15:02:10.911
4	1:58.226	+0.547	15:04:09.137
5	1:57.679		15:06:06.816
6	1:58.640	+0.961	15:08:05.456
7	1:58.286	+0.607	15:10:03.742

(25) Brian Motherby

1	2:06.502	+5.588	14:58:20.267
2	2:03.612	+2.698	15:00:23.879
3	2:02.553	+1.639	15:02:26.432
4	2:01.704	+0.790	15:04:28.136
5	2:02.965	+2.051	15:06:31.101
6	2:00.914		15:08:32.015
7	2:00.975	+0.061	15:10:32.990

Chief Timekeeper:

Clerk of Course:

Weather & Track: Bright / Dry

Results: www.sportstimingservices.com

Printed: 26/06/2010 15:12:27





Thundersport GB - Round 9

Sorted on Best Lap time

Buff Supermono - Nitro Moto 450 & GP3

Oulton Park 2.692 Miles

Qualifying

25/06/2010

Practice started at 15:04:53

Pos	No.	Name	Class	Make	Model	Best Tm	In Lap	Diff	2nd Best	2nd Lap
1	5	Mark Lawes	Supermono	BMW	720	1:50.479	3		1:52.852	2
2	23	Danny Murphy	Moto 450	Aprilia	450M	1:51.636	4	1.157	1:52.116	3
3	11	James Folkard	Moto 450	Aprilia	450M	1:51.764	5	1.285	1:51.810	2
4	25	Ben Gautrey	Moto 450	Aprilia	450M	1:52.110	4	1.631	1:52.469	2
5	100	Connor Tagg	Moto 450	Aprilia	450M	1:52.274	3	1.795	1:53.755	1
6	14	Will Hodgson	Moto 450	Aprilia	450M	1:52.347	2	1.868	1:52.587	3
7	95	Luke Hedger	GP3 C	Honda	125	1:52.647	3	2.168	1:52.842	4
8	30	Liam Shellcock	Moto 450	Aprilia	450M	1:53.165	3	2.686	1:53.553	2
9	17	Tom Carne	GP3	Honda	125	1:53.653	3	3.174	1:54.037	2
10	34	Arnie Shelton	GP3 C	Honda	125	1:53.677	3	3.198	1:53.719	4
11	4	Ivan Porter	Supermono	Rotax	660	1:53.715	3	3.236	1:54.745	6
12	13	Sam Burman	GP3	Honda	125	1:54.053	3	3.574	1:55.559	4
13	8	Dave Harnett	Supermono	KTM	650	1:54.271	3	3.792	1:55.499	2
14	57	Jonathan Good	Supermono	Yamaha	686	1:54.400	3	3.921	1:56.073	6
15	131	Scott James	GP3 C	Honda	125	1:54.927	3	4.448	1:55.568	2
16	19	Perry Goldstein	Supermono	KTM	610	1:55.599	3	5.120	1:56.749	2
17	3	Michael Clifford	Moto 450	Aprilia	450M	1:55.900	3	5.421	1:56.216	2
18	7	Aria Lane	Supermono	Honda	450	1:56.499	3	6.020	1:57.185	1
19	54	Bryn Owen	GP3	Honda	125	1:57.077	2	6.598	1:57.267	6
20	21	Jason Douglas	GP3 C	Honda	125	1:57.456	2	6.977	1:57.931	1
21	80	Acea Webb	Moto 450	Aprilia	450M	1:57.846	3	7.367	1:59.214	6
22	94	Phil Page	Moto 450	Aprilia	450M	1:58.807	3	8.328	1:58.901	2
23	49	Ian Raybon	GP3	Honda	125	2:00.601	2	10.122	2:01.611	1
24	44	Gavin Perkins	GP3 C	Honda	125	2:02.893	5	12.414	2:03.267	6
25	93	Rhodri Owen	GP3	Honda	125	2:03.261	2	12.782	2:03.425	5
26	99	Dave Hampton	GP3	Honda	125	2:03.695	4	13.216	2:05.887	3
27	75	James Luck	Supermono	Yamaha	600	2:06.956	3	16.477	2:10.756	2
28	41	Martin Jarvis	Supermono	KTM	650	2:07.049	3	16.570	2:09.266	5
29	88	Andrew Driver	Supermono	MZ	690	2:07.977	2	17.498	2:07.980	3
30	33	Danny Lloyd	Moto 450	Honda	450M	2:08.646	6	18.167	2:10.157	2
31	39	Mark Hodge	Supermono	Yamaha	600	2:11.113	2	20.634	2:12.611	1
32	50	Robbie Robson	Moto 450	KTM	450M	2:12.182	3	21.703	2:13.329	1
33	9	Dave Bennett	Supermono	Yamaha	720	2:22.759	4	32.280	2:23.226	1

Announcements

Red Flag - 15:12, Restarted - 15:23

Chief Timekeeper:

Clerk of Course:

Weather & Track: Bright / Dry

Results: www.sportstimingservices.com





Thundersport GB - Round 9


Buff Supermono - Nitro Moto 450 & GP3

Oulton Park 2.692 Miles

Race 3 & 11

26/06/2010

Race



POLE POSITION

	1	2	3	4
1	5	23	11	25
2	5	6	7	8
	100	14	95	30
3	9	10	11	12
	17	34	4	13
4	13	14	15	16
	8	57	131	19
5	17	18	19	20
	3	7	54	21
6	21	22	23	24
	80	94	49	44
7	25	26	27	28
	93	99	75	41
8	29	30	31	32
	88	33	39	50
9	33			
	9			

Chief Timekeeper:

Clerk of Course:

Weather & Track: Bright / Dry

Results: www.sportstimingservices.com

Printed: 25/06/2010 15:36:16





Thundersport GB - Round 9

Sorted on Best Lap time

Buff Supermono - Nitro Moto 450 & GP3

Oulton Park 2.692 Miles

Warmup

26/06/2010 10:06

Practice started at 10:06:54

Pos	No.	Name	Class	Make	Model	Best Tm	In Lap	Diff	2nd Best	2nd Lap
1	11	James Folkard	Moto 450	Aprilia	450M	1:51.171	6		1:52.718	3
2	25	Ben Gautrey	Moto 450	Aprilia	450M	1:52.129	4	0.958	1:52.726	5
3	23	Danny Murphy	Moto 450	Aprilia	450M	1:52.194	6	1.023	1:52.773	3
4	14	Will Hodgson	Moto 450	Aprilia	450M	1:52.347	3	1.176	1:54.386	2
5	100	Connor Tagg	Moto 450	Aprilia	450M	1:52.468	4	1.297	1:52.609	3
6	17	Tom Carne	GP3	Honda	125	1:53.899	5	2.728	1:56.079	4
7	4	Ivan Porter	Supermono	Rotax	660	1:53.971	3	2.800	1:56.025	2
8	30	Liam Shellcock	Moto 450	Aprilia	450M	1:54.129	4	2.958	1:54.911	6
9	8	Dave Harnett	Supermono	KTM	650	1:54.209	2	3.038	1:54.373	3
10	34	Arnie Shelton	GP3	Honda	125	1:54.530	5	3.359	1:57.449	2
11	95	Luke Hedger	GP3 C	Honda	125	1:55.621	2	4.450	1:56.703	3
12	3	Michael Clifford	Moto 450	Aprilia	450M	1:56.192	4	5.021	1:56.396	5
13	7	Aria Lane	Supermono	Honda	450	1:56.598	3	5.427	1:57.184	4
14	131	Scott James	GP3 C	Honda	125	1:56.698	5	5.527	1:58.339	3
15	57	Jonathan Good	Supermono	Yamaha	686	1:56.748	3	5.577	1:57.630	4
16	54	Bryn Owen	GP3	Honda	125	1:56.754	4	5.583	1:57.803	3
17	19	Perry Goldstein	Supermono	KTM	610	1:56.865	2	5.694	2:15.724	1
18	80	Acea Webb	Moto 450	Aprilia	450M	1:56.954	3	5.783	1:57.239	4
19	94	Phil Page	Moto 450	Aprilia	450M	1:57.572	5	6.401	1:57.991	3
20	21	Jason Douglas	GP3 C	Honda	125	1:57.924	4	6.753	1:58.182	3
21	5	Mark Lawes	Supermono	BMW	720	1:58.747	2	7.576	2:11.106	1
22	49	Ian Raybon	GP3 C	Honda	125	2:01.425	4	10.254	2:02.616	5
23	44	Gavin Perkins	GP3 C	Honda	125	2:01.471	4	10.300	2:02.161	5
24	93	Rhodri Owen	GP3	Honda	125	2:02.783	5	11.612	2:02.795	4
25	88	Andrew Driver	Supermono	MZ	690	2:06.962	3	15.791	2:09.690	2
26	33	Danny Lloyd	Moto 450	Honda	450M	2:07.995	5	16.824	2:08.931	3
27	41	Martin Jarvis	Supermono	KTM	650	2:09.406	5	18.235	2:10.344	2
28	50	Robbie Robson	Moto 450	KTM	450M	2:14.817	5	23.646	2:15.401	2
29	9	Dave Bennett	Supermono	Yamaha	720	2:21.179	3	30.008	2:22.183	2
30	99	Dave Hampton	GP3	Honda	125		0			0

Chief Timekeeper:

Clerk of Course:

Weather & Track: Bright / Dry

Results: www.sportstimingservices.com

Printed: 26/06/2010 10:18:56





Thundersport GB - Round 9

Sorted on Laps

Buff Supermono - Nitro Moto 450 & GP3

Oulton Park 2.692 Miles

Race 3

26/06/2010 11:42

Race started at 11:42:11

Pos	No.	Name	Class	Make	Model	Laps	Total Tm	Diff	Best Tm	Best Spd	In Lap
1	4	Ivan Porter	Supermono	Rotax	660	5	9:22.837		1:50.797	87.468	3
2	25	Ben Gautrey	Moto 450	Aprilia	450M	5	9:23.184	0.347	1:51.163	87.180	2
3	100	Connor Tagg	Moto 450	Aprilia	450M	5	9:23.243	0.406	1:50.595	87.628	3
4	19	Perry Goldstein	Supermono	KTM	610	5	9:39.730	16.893	1:52.938	85.810	4
5	30	Liam Shellcock	Moto 450	Aprilia	450M	5	9:40.008	17.171	1:54.261	84.816	2
6	17	Tom Carne	GP3	Honda	125	5	9:41.099	18.262	1:53.099	85.688	5
7	95	Luke Hedger	GP3 C	Honda	125	5	9:41.220	18.383	1:52.961	85.792	5
8	13	Sam Burman	GP3	Honda	125	5	9:43.126	20.289	1:54.234	84.836	4
9	23	Danny Murphy	Moto 450	Aprilia	450M	5	9:43.618	20.781	1:53.205	85.608	4
10	3	Michael Clifford	Moto 450	Aprilia	450M	5	9:46.356	23.519	1:53.876	85.103	3
11	131	Scott James	GP3 C	Honda	125	5	9:49.888	27.051	1:55.793	83.694	2
12	80	Acea Webb	Moto 450	Aprilia	450M	5	9:55.929	33.092	1:56.436	83.232	5
13	99	Dave Hampton	GP3	Honda	125	5	9:56.544	33.707	1:56.789	82.980	4
14	21	Jason Douglas	GP3 C	Honda	125	5	9:57.503	34.666	1:56.288	83.338	5
15	44	Gavin Perkins	GP3 C	Honda	125	5	10:05.518	42.681	1:58.653	81.677	2
16	94	Phil Page	Moto 450	Aprilia	450M	5	10:06.451	43.614	1:59.155	81.333	2
17	57	Jonathan Good	Supermono	Yamaha	686	5	10:10.722	47.885	1:58.976	81.455	1
18	49	Ian Raybon	GP3 C	Honda	125	5	10:11.940	49.103	1:57.227	82.670	5
19	93	Rhodri Owen	GP3	Honda	125	5	10:14.319	51.482	2:00.160	80.652	5
20	41	Martin Jarvis	Supermono	KTM	650	5	10:38.800	1:15.963	2:04.580	77.791	2
21	33	Danny Lloyd	Moto 450	Honda	450M	5	10:40.862	1:18.025	2:05.296	77.346	2
22	50	Robbie Robson	Moto 450	KTM	450M	5	11:10.544	1:47.707	2:09.946	74.579	2
23	9	Dave Bennett	Supermono	Yamaha	720	5	11:38.796	2:15.959	2:16.653	70.918	2

Not classified ()

7	Aria Lane	Supermono	Honda	450	2	3:58.007	DNF	1:55.883	83.629	2
---	-----------	-----------	-------	-----	---	----------	-----	----------	--------	---

Announcements

No.21 - STARTED FROM PITS

Margin of Victory	Avg. Speed	Best Lap Tm	Best Spd	Best Lap by
0.347	86.092	1:50.595	87.628	100 - Connor Tagg

Chief Timekeeper:

Clerk of Course:

Weather & Track: Bright / Dry

Results: www.sportstiming.com





Thundersport GB - Round 9

Lapchart

Buff Supermono - Nitro Moto 450 & GP3

Oulton Park 2.692 Miles

Race 3

26/06/2010 11:42

Race started at 11:42:11

Competitors	Laps						
	0	1	2	3	4	5	
Ben Gautrey (25)	1	25	25	25	25	100	4
Connor Tagg (100)	2	100	100	100	100	25	25
Liam Shellcock (30)	3	30	4	4	4	4	100
Luke Hedger (95)	4	95	30	30	30	30	19
Ivan Porter (4)	5	4	7	19	19	19	30
Tom Carne (17)	6	17	57	23	13	17	17
Jonathan Good (57)	7	57	19	7	17	13	95
Sam Burman (13)	8	13	13	13	95	95	13
Michael Clifford (3)	9	3	95	95	23	23	23
Perry Goldstein (19)	10	19	23	17	131	3	3
Aria Lane (7)	11	7	17	131	3	131	131
Phil Page (94)	12	94	131	3	80	80	80
Acea Webb (80)	13	80	94	57	99	99	99
Scott James (131)	14	131	80	80	21	21	21
Gavin Perkins (44)	15	44	99	94	94	94	44
Martin Jarvis (41)	16	41	3	99	57	44	94
Ian Raybon (49)	17	49	44	21	44	57	57
Rhodri Owen (93)	18	93	21	44	93	93	49
Dave Hampton (99)	19	99	93	93	49	49	93
Danny Murphy (23)	20	23	41	49	41	41	41
Robbie Robson (50)	21	50	49	41	33	33	33
Dave Bennett (9)	22	9	33	33	50	50	50
Danny Lloyd (33)	23	33	50	50	9	9	9
Jason Douglas (21)	24	21	9	9			

Chief Timekeeper:

Clerk of Course:

Weather & Track: Bright / Dry

Results: www.sportstimingservices.com

Printed: 26/06/2010 11:55:11





Thundersport GB - Round 9

Buff Supermono - Nitro Moto 450 & GP3

Oulton Park 2.692 Miles

Race 3

26/06/2010 11:42

Race started at 11:42:11

Lap	Lap Tm	Diff	Time of Day
(4) Ivan Porter			
1	1:54.611	+3.814	11:44:09.681
2	1:50.930	+0.133	11:46:00.611
3	1:50.797		11:47:51.408
4	1:51.349	+0.552	11:49:42.757
5	1:51.489	+0.692	11:51:34.246

(25) Ben Gautrey			
1	1:56.777	+5.614	11:44:08.186
2	1:51.163		11:45:59.349
3	1:51.246	+0.083	11:47:50.595
4	1:51.694	+0.531	11:49:42.289
5	1:52.304	+1.141	11:51:34.593

(100) Connor Tagg			
1	1:54.769	+4.174	11:44:09.098
2	1:50.946	+0.351	11:46:00.044
3	1:50.595		11:47:50.639
4	1:51.541	+0.946	11:49:42.180
5	1:52.472	+1.877	11:51:34.652

(19) Perry Goldstein			
1	1:58.566	+5.628	11:44:14.279
2	1:54.941	+2.003	11:46:09.220
3	1:54.946	+2.008	11:48:04.166
4	1:52.938		11:49:57.104
5	1:54.035	+1.097	11:51:51.139

(30) Liam Shellcock			
1	1:55.875	+1.614	11:44:10.508
2	1:54.261		11:46:04.769
3	1:55.043	+0.782	11:47:59.812
4	1:54.889	+0.628	11:49:54.701
5	1:56.716	+2.455	11:51:51.417

(17) Tom Carne			
1	2:00.532	+7.433	11:44:15.723
2	1:55.376	+2.277	11:46:11.099
3	1:54.273	+1.174	11:48:05.372
4	1:54.037	+0.938	11:49:59.409
5	1:53.099		11:51:52.508

(95) Luke Hedger			
1	2:00.265	+7.304	11:44:15.164
2	1:54.684	+1.723	11:46:09.848
3	1:55.710	+2.749	11:48:05.558
4	1:54.110	+1.149	11:49:59.668
5	1:52.961		11:51:52.629

(13) Sam Burman			
1	1:59.422	+5.188	11:44:14.756
2	1:54.925	+0.691	11:46:09.681
3	1:55.528	+1.294	11:48:05.209
4	1:54.234		11:49:59.443
5	1:55.092	+0.858	11:51:54.535

(23) Danny Murphy			
1	1:58.056	+4.851	11:44:15.354
2	1:53.947	+0.742	11:46:09.301
3	1:58.365	+5.160	11:48:07.666

Lap	Lap Tm	Diff	Time of Day
4	1:53.205		11:50:00.871
5	1:54.156	+0.951	11:51:55.027

(3) Michael Clifford			
1	2:02.715	+8.839	11:44:18.321
2	1:55.638	+1.762	11:46:13.959
3	1:53.876		11:48:07.835
4	1:54.942	+1.066	11:50:02.777
5	1:54.988	+1.112	11:51:57.765

(131) Scott James			
1	1:59.557	+3.764	11:44:15.989
2	1:55.793		11:46:11.782
3	1:55.891	+0.098	11:48:07.673
4	1:56.325	+0.532	11:50:03.998
5	1:57.299	+1.506	11:52:01.297

(80) Acea Webb			
1	2:01.065	+4.629	11:44:17.307
2	1:58.048	+1.612	11:46:15.355
3	1:58.228	+1.792	11:48:13.583
4	1:57.319	+0.883	11:50:10.902
5	1:56.436		11:52:07.338

(99) Dave Hampton			
1	2:00.503	+3.714	11:44:17.734
2	1:58.238	+1.449	11:46:15.972
3	1:58.273	+1.484	11:48:14.245
4	1:56.789		11:50:11.034
5	1:56.919	+0.130	11:52:07.953

(21) Jason Douglas			
1	1:56.561	+0.273	11:44:20.152
2	1:57.385	+1.097	11:46:17.537
3	1:58.119	+1.831	11:48:15.656
4	1:56.968	+0.680	11:50:12.624
5	1:56.288		11:52:08.912

(44) Gavin Perkins			
1	2:02.177	+3.524	11:44:19.081
2	1:58.653		11:46:17.734
3	1:59.680	+1.027	11:48:17.414
4	2:00.778	+2.125	11:50:18.192
5	1:58.735	+0.082	11:52:16.927

(94) Phil Page			
1	2:00.307	+1.152	11:44:16.525
2	1:59.155		11:46:15.680
3	2:01.318	+2.163	11:48:16.998
4	2:01.133	+1.978	11:50:18.131
5	1:59.729	+0.574	11:52:17.860

(57) Jonathan Good			
1	1:58.976		11:44:14.238
2	2:00.732	+1.756	11:46:14.970
3	2:02.212	+3.236	11:48:17.182
4	2:01.829	+2.853	11:50:19.011
5	2:03.120	+4.144	11:52:22.131

(49) Ian Raybon			
1	2:07.410	+10.183	11:44:24.438

Lap	Lap Tm	Diff	Time of Day
2	2:01.500	+4.273	11:46:25.938
3	2:00.699	+3.472	11:48:26.637
4	1:59.485	+2.258	11:50:26.122
5	1:57.227		11:52:23.349

(93) Rhodri Owen			
1	2:05.233	+5.073	11:44:22.320
2	2:00.716	+0.556	11:46:23.036
3	2:00.928	+0.768	11:48:23.964
4	2:01.604	+1.444	11:50:25.568
5	2:00.160		11:52:25.728

(41) Martin Jarvis			
1	2:06.981	+2.401	11:44:23.996
2	2:04.580		11:46:28.576
3	2:07.406	+2.826	11:48:35.982
4	2:08.610	+4.030	11:50:44.592
5	2:05.617	+1.037	11:52:50.209

(33) Danny Lloyd			
1	2:08.300	+3.004	11:44:26.321
2	2:05.296		11:46:31.617
3	2:06.033	+0.737	11:48:37.650
4	2:07.670	+2.374	11:50:45.320
5	2:06.951	+1.655	11:52:52.271

(50) Robbie Robson			
1	2:12.787	+2.841	11:44:30.561
2	2:09.946		11:46:40.507
3	2:13.846	+3.900	11:48:54.353
4	2:13.441	+3.495	11:51:07.794
5	2:14.159	+4.213	11:53:21.953

(9) Dave Bennett			
1	2:18.630	+1.977	11:44:36.419
2	2:16.653		11:46:53.072
3	2:18.483	+1.830	11:49:11.555
4	2:18.001	+1.348	11:51:29.556
5	2:20.649	+3.996	11:53:50.205

(7) Aria Lane			
1	1:57.632	+1.749	11:44:13.533
2	1:55.883		11:46:09.416

Chief Timekeeper:

Clerk of Course:

Weather & Track: Bright / Dry

Results: www.sportstimingservices.com

Printed: 26/06/2010 11:54:48





Thundersport GB - Round 9

Sorted on Laps

Buff Supermono - Nitro Moto 450 & GP3

Oulton Park 2.692 Miles

Race 11

26/06/2010 15:17

Race started at 15:17:00

Pos	No.	Name	Class	Make	Model	Laps	Total Tm	Diff	Best Tm	Best Spd	In Lap
1	100	Connor Tagg	Moto 450	Aprilia	450M	8	14:53.454		1:49.636	88.394	5
2	25	Ben Gautrey	Moto 450	Aprilia	450M	8	14:53.799	0.345	1:50.872	87.409	2
3	4	Ivan Porter	Supermono	Rotax	660	8	15:04.990	11.536	1:51.928	86.584	6
4	23	Danny Murphy	Moto 450	Aprilia	450M	8	15:05.287	11.833	1:51.725	86.742	2
5	14	Will Hodgson	Moto 450	Aprilia	450M	8	15:05.425	11.971	1:51.943	86.573	7
6	11	James Folkard	Moto 450	Aprilia	450M	8	15:07.100	13.646	1:50.631	87.599	6
7	8	Dave Harnett	Supermono	KTM	650	8	15:16.310	22.856	1:52.206	86.370	5
8	30	Liam Shellcock	Moto 450	Aprilia	450M	8	15:16.376	22.922	1:53.424	85.442	4
9	17	Tom Carne	GP3	Honda	125	8	15:16.831	23.377	1:53.020	85.748	8
10	95	Luke Hedger	GP3 C	Honda	125	8	15:17.006	23.552	1:53.124	85.669	2
11	19	Perry Goldstein	Supermono	KTM	610	8	15:18.103	24.649	1:52.824	85.897	7
12	13	Sam Burman	GP3	Honda	125	8	15:28.145	34.691	1:54.413	84.704	3
13	34	Arnie Shelton	GP3	Honda	125	8	15:28.163	34.709	1:54.110	84.929	5
14	80	Acea Webb	Moto 450	Aprilia	450M	8	15:37.663	44.209	1:54.967	84.295	2
15	131	Scott James	GP3 C	Honda	125	8	15:44.222	50.768	1:55.791	83.696	1
16	99	Dave Hampton	GP3	Honda	125	8	15:50.180	56.726	1:56.767	82.996	8
17	94	Phil Page	Moto 450	Aprilia	450M	8	15:51.002	57.548	1:57.194	82.694	7
18	44	Gavin Perkins	GP3 C	Honda	125	8	16:00.277	1:06.823	1:58.485	81.793	7
19	49	Ian Raybon	GP3 C	Honda	125	8	16:01.380	1:07.926	1:57.828	82.249	7
20	93	Rhodri Owen	GP3	Honda	125	8	16:30.314	1:36.860	2:00.654	80.322	7
21	41	Martin Jarvis	Supermono	KTM	650	8	16:34.323	1:40.869	2:01.257	79.923	8
22	88	Andrew Driver	Supermono	MZ	690	8	16:34.519	1:41.065	2:01.730	79.612	8
23	50	Robbie Robson	Moto 450	KTM	450M	7	15:30.658	1 Lap	2:11.414	73.746	2
24	9	Dave Bennett	Supermono	Yamaha	720	7	16:20.141	1 Lap	2:17.006	70.736	2

Not classified ()

21	Jason Douglas	GP3 C	Honda	125	6	12:02.974	DNF	1:56.587	83.124	2
3	Michael Clifford	Moto 450	Aprilia	450M	5	9:35.701	DNF	1:52.371	86.243	5
33	Danny Lloyd	Moto 450	Honda	450M	1	2:18.079	DNF	2:11.496	73.700	1
57	Jonathan Good	Supermono	Yamaha	686		4.025	DNF	-	-	0
54	Bryn Owen	GP3	Honda	125		10.314	DNF	-	-	0

Announcements

No.131 - PLEASE CHECK TRANSPONDER

Margin of Victory	Avg. Speed	Best Lap Tm	Best Spd	Best Lap by
0.345	86.775	1:49.636	88.394	100 - Connor Tagg

Chief Timekeeper:

Clerk of Course:

Weather & Track: Bright / Dry

Results: www.sportstiming.com





Thundersport GB - Round 9

Lapchart

Buff Supermono - Nitro Moto 450 & GP3

Oulton Park 2.692 Miles

Race 11

26/06/2010 15:17

Race started at 15:17:00

Competitors	Laps								
	0	1	2	3	4	5	6	7	8
Ben Gautrey (25)	1	25	25	25	25	25	25	100	100
Danny Murphy (23)	2	23	100	100	100	100	100	25	25
Connor Tagg (100)	3	100	14	14	14	23	23	4	4
Will Hodgson (14)	4	14	23	23	23	14	14	23	14
Liam Shellcock (30)	5	30	30	4	4	4	4	14	23
Luke Hedger (95)	6	95	4	30	30	30	11	11	11
Ivan Porter (4)	7	4	17	17	17	17	30	30	8
Tom Carne (17)	8	17	95	95	95	95	17	95	30
Arnie Shelton (34)	9	34	8	8	8	8	95	17	8
Sam Burman (13)	10	13	3	3	3	3	8	8	17
Jonathan Good (57)	11	57	34	19	19	11	3	19	19
Dave Harnett (8)	12	8	13	13	13	19	19	13	13
Perry Goldstein (19)	13	19	19	34	11	13	13	34	34
Michael Clifford (3)	14	3	94	80	34	34	34	80	80
Phil Page (94)	15	94	80	11	80	80	80	99	99
Acea Webb (80)	16	80	21	94	94	21	99	94	94
Gavin Perkins (44)	17	44	44	21	21	94	21	44	44
Ian Raybon (49)	18	49	99	99	99	99	94	21	49
Jason Douglas (21)	19	21	49	44	44	44	44	93	93
Martin Jarvis (41)	20	41	41	49	49	49	49	93	88
Andrew Driver (88)	21	88	11	41	41	93	93	41	88
Rhodri Owen (93)	22	93	88	93	88	88	41	88	50
Dave Hampton (99)	23	99	93	88	93	41	88	50	131
Robbie Robson (50)	24	50	50	50	50	50	50	131	9
Dave Bennett (9)	25	9	33	9	9	9	9	9	
Danny Lloyd (33)	26	33	9	131	131	131	131		
Bryn Owen (54)	27	54	131						
James Folkard (11)	28	11							
Scott James (131)	29	131							

Chief Timekeeper:

Clerk of Course:

Weather & Track: Bright / Dry

Results: www.sportstimingservices.com

Printed: 26/06/2010 15:35:01





Thundersport GB - Round 9

Buff Supermono - Nitro Moto 450 & GP3

Oulton Park 2.692 Miles

Race 11

26/06/2010 15:17

Race started at 15:17:00

Lap	Lap Tm	Diff	Time of Day
(100) Connor Tagg			
1	1:55.297	+5.661	15:18:58.286
2	1:50.018	+2.382	15:20:50.304
3	1:50.856	+1.220	15:22:41.160
4	1:50.310	+0.674	15:24:31.470
5	1:49.636		15:26:21.106
6	1:51.085	+1.449	15:28:12.191
7	1:50.889	+1.253	15:30:03.080
8	1:50.773	+1.137	15:31:53.853

(25) Ben Gautrey			
1	1:56.043	+5.171	15:18:56.442
2	1:50.872		15:20:47.314
3	1:51.330	+0.458	15:22:38.644
4	1:51.121	+0.249	15:24:29.765
5	1:51.165	+0.293	15:26:20.930
6	1:51.205	+0.333	15:28:12.135
7	1:51.137	+0.265	15:30:03.272
8	1:50.926	+0.054	15:31:54.198

(4) Ivan Porter			
1	1:55.729	+3.801	15:18:59.760
2	1:52.760	+0.832	15:20:52.520
3	1:52.147	+0.219	15:22:44.667
4	1:52.203	+0.275	15:24:36.870
5	1:52.226	+0.298	15:26:29.096
6	1:51.928		15:28:21.024
7	1:52.287	+0.359	15:30:13.311
8	1:52.078	+0.150	15:32:05.389

(23) Danny Murphy			
1	1:58.884	+7.159	15:18:59.319
2	1:51.725		15:20:51.044
3	1:52.077	+0.352	15:22:43.121
4	1:52.251	+0.526	15:24:35.372
5	1:52.515	+0.790	15:26:27.887
6	1:53.155	+1.430	15:28:21.042
7	1:52.919	+1.194	15:30:13.961
8	1:51.725		15:32:05.686

(14) Will Hodgson			
1	1:55.401	+3.458	15:18:58.503
2	1:52.246	+0.303	15:20:50.749
3	1:52.246	+0.303	15:22:42.995
4	1:53.303	+1.360	15:24:36.298
5	1:52.613	+0.670	15:26:28.911
6	1:53.012	+1.069	15:28:21.923
7	1:51.943		15:30:13.866
8	1:51.958	+0.015	15:32:05.824

(11) James Folkard			
1	1:50.104	-0.526	15:19:10.485
2	1:51.493	+0.862	15:21:01.978
3	1:50.784	+0.153	15:22:52.762
4	1:51.034	+0.403	15:24:43.796
5	1:50.749	+0.118	15:26:34.545
6	1:50.631		15:28:25.176
7	1:51.101	+0.470	15:30:16.277
8	1:51.222	+0.591	15:32:07.499

Lap	Lap Tm	Diff	Time of Day
(8) Dave Harnett			
1	1:56.787	+4.581	15:19:01.360
2	1:53.731	+1.525	15:20:55.091
3	1:53.751	+1.545	15:22:48.842
4	1:54.676	+2.470	15:24:43.518
5	1:52.206		15:26:35.724
6	1:54.626	+2.420	15:28:30.350
7	1:52.976	+0.770	15:30:23.326
8	1:53.383	+1.177	15:32:16.709

(30) Liam Shellcock			
1	1:56.019	+2.595	15:18:59.414
2	1:54.277	+0.853	15:20:53.691
3	1:53.437	+0.013	15:22:47.128
4	1:53.424		15:24:40.552
5	1:54.078	+0.654	15:26:34.630
6	1:54.228	+0.804	15:28:28.858
7	1:54.125	+0.701	15:30:22.983
8	1:53.792	+0.368	15:32:16.775

(17) Tom Carne			
1	1:56.694	+3.674	15:19:00.733
2	1:53.275	+0.255	15:20:54.008
3	1:53.668	+0.648	15:22:47.676
4	1:53.833	+0.813	15:24:41.509
5	1:53.506	+0.486	15:26:35.015
6	1:55.040	+2.020	15:28:30.055
7	1:54.155	+1.135	15:30:24.210
8	1:53.020		15:32:17.230

(95) Luke Hedger			
1	1:57.495	+4.371	15:19:01.136
2	1:53.124		15:20:54.260
3	1:53.561	+0.437	15:22:47.821
4	1:53.771	+0.647	15:24:41.592
5	1:53.605	+0.481	15:26:35.197
6	1:54.507	+1.383	15:28:29.704
7	1:53.533	+0.409	15:30:23.237
8	1:54.168	+1.044	15:32:17.405

(19) Perry Goldstein			
1	1:58.836	+6.012	15:19:03.487
2	1:53.895	+1.071	15:20:57.382
3	1:53.089	+0.265	15:22:50.471
4	1:53.468	+0.644	15:24:43.939
5	1:53.436	+0.612	15:26:37.375
6	1:54.201	+1.377	15:28:31.576
7	1:52.824		15:30:24.400
8	1:54.102	+1.278	15:32:18.502

(13) Sam Burman			
1	1:58.684	+4.271	15:19:03.075
2	1:55.222	+0.809	15:20:58.297
3	1:54.413		15:22:52.710
4	1:54.478	+0.065	15:24:47.188
5	1:55.121	+0.708	15:26:42.309
6	1:55.263	+0.850	15:28:37.572
7	1:55.194	+0.781	15:30:32.766
8	1:55.778	+1.365	15:32:28.544

(34) Arnie Shelton			
---------------------------	--	--	--

Lap	Lap Tm	Diff	Time of Day
1	1:58.924	+4.814	15:19:02.991
2	1:55.434	+1.324	15:20:58.425
3	1:55.378	+1.268	15:22:53.803
4	1:55.267	+1.157	15:24:49.070
5	1:54.110		15:26:43.180
6	1:55.494	+1.384	15:28:38.674
7	1:54.245	+0.135	15:30:32.919
8	1:55.643	+1.533	15:32:28.562

(80) Acea Webb			
1	1:59.858	+4.891	15:19:05.054
2	1:54.967		15:21:00.021
3	1:55.998	+1.031	15:22:56.019
4	1:55.648	+0.681	15:24:51.667
5	1:55.711	+0.744	15:26:47.378
6	1:57.113	+2.146	15:28:44.491
7	1:57.553	+2.586	15:30:42.044
8	1:56.018	+1.051	15:32:38.062

(131) Scott James			
1	1:55.791		15:20:59.808
2	1:56.634	+0.843	15:22:56.443
3	1:56.356	+0.565	15:24:52.799
4	1:57.408	+1.617	15:26:50.207
5	1:58.131	+2.340	15:28:48.338
6	1:58.109	+2.318	15:30:46.447
7	1:58.174	+2.383	15:32:44.621

(99) Dave Hampton			
1	2:02.639	+5.872	15:19:08.623
2	1:57.397	+0.630	15:21:06.020
3	1:57.744	+0.977	15:23:03.764
4	1:57.285	+0.518	15:25:01.049
5	1:57.090	+0.323	15:26:58.139
6	1:57.281	+0.514	15:28:55.420
7	1:58.392	+1.625	15:30:53.812
8	1:56.767		15:32:50.579

(94) Phil Page			
1	1:59.698	+2.504	15:19:04.838
2	1:57.350	+0.156	15:21:02.188
3	1:58.491	+1.297	15:23:00.679
4	1:59.444	+2.250	15:25:00.123
5	1:59.234	+2.040	15:26:59.357
6	1:57.636	+0.442	15:28:56.993
7	1:57.194		15:30:54.187
8	1:57.214	+0.020	15:32:51.401

(44) Gavin Perkins			
1	2:02.555	+4.070	15:19:08.048
2	1:58.992	+0.507	15:21:07.040
3	1:58.961	+0.476	15:23:06.001
4	1:58.608	+0.123	15:25:04.609
5	1:58.793	+0.308	15:27:03.402
6	1:59.497	+1.012	15:29:02.899
7	1:58.485		15:31:01.384
8	1:59.292	+0.807	15:33:00.676

(49) Ian Raybon			
1	2:04.149	+6.321	15:19:09.664
2	1:58.610	+0.782	15:21:08.274

Chief Timekeeper:


Clerk of Course:

Weather & Track: Bright / Dry

Results: www.sportstimingservices.com

Printed: 26/06/2010 15:34:39





Thundersport GB - Round 9

Buff Supermono - Nitro Moto 450 & GP3

Oulton Park 2.692 Miles

Race 11

26/06/2010 15:17

Race started at 15:17:00

Lap	Lap Tm	Diff	Time of Day
3	1:59.361	+1.533	15:23:07.635
4	1:58.522	+0.694	15:25:06.157
5	1:58.338	+0.510	15:27:04.495
6	1:59.128	+1.300	15:29:03.623
7	1:57.828		15:31:01.451
8	2:00.328	+2.500	15:33:01.779

(93) Rhodri Owen

1	2:07.589	+6.935	15:19:13.514
2	2:04.206	+3.552	15:21:17.720
3	2:03.686	+3.032	15:23:21.406
4	2:03.468	+2.814	15:25:24.874
5	2:01.714	+1.060	15:27:26.588
6	2:01.658	+1.004	15:29:28.246
7	2:00.654		15:31:28.900
8	2:01.813	+1.159	15:33:30.713

(41) Martin Jarvis

1	2:04.540	+3.283	15:19:10.371
2	2:03.612	+2.355	15:21:13.983
3	2:06.693	+5.436	15:23:20.676
4	2:04.658	+3.401	15:25:25.334
5	2:01.761	+0.504	15:27:27.095
6	2:03.551	+2.294	15:29:30.646
7	2:02.819	+1.562	15:31:33.465
8	2:01.257		15:33:34.722

(88) Andrew Driver

1	2:06.935	+5.205	15:19:12.833
2	2:04.949	+3.219	15:21:17.782
3	2:03.601	+1.871	15:23:21.383
4	2:03.761	+2.031	15:25:25.144
5	2:03.431	+1.701	15:27:28.575
6	2:02.694	+0.964	15:29:31.269
7	2:01.919	+0.189	15:31:33.188
8	2:01.730		15:33:34.918

(50) Robbie Robson

1	2:11.529	+0.115	15:19:18.145
2	2:11.414		15:21:29.559
3	2:12.092	+0.678	15:23:41.651
4	2:11.494	+0.080	15:25:53.145
5	2:11.972	+0.558	15:28:05.117
6	2:13.937	+2.523	15:30:19.054
7	2:12.003	+0.589	15:32:31.057

(9) Dave Bennett

1	2:19.675	+2.669	15:19:26.378
2	2:17.006		15:21:43.384
3	2:17.328	+0.322	15:24:00.712
4	2:18.162	+1.156	15:26:18.874
5	2:20.816	+3.810	15:28:39.690
6	2:20.435	+3.429	15:31:00.125
7	2:20.415	+3.409	15:33:20.540

(21) Jason Douglas

1	2:00.475	+3.888	15:19:06.264
2	1:56.587		15:21:02.851
3	1:58.168	+1.581	15:23:01.019
4	1:59.071	+2.484	15:25:00.090
5	1:58.629	+2.042	15:26:58.719

Lap	Lap Tm	Diff	Time of Day
6	2:04.654	+8.067	15:29:03.373

(3) Michael Clifford

1	1:56.850	+4.479	15:19:01.643
2	1:53.819	+1.448	15:20:55.462
3	1:53.754	+1.383	15:22:49.216
4	1:54.513	+2.142	15:24:43.729
5	1:52.371		15:26:36.100

(33) Danny Lloyd

1	2:11.496		15:19:18.478
---	----------	--	--------------

Lap	Lap Tm	Diff	Time of Day
-----	--------	------	-------------

Chief Timekeeper:

Clerk of Course:

Weather & Track: Bright / Dry

Results: www.sportstimingservices.com

Printed: 26/06/2010 15:34:39





Commercial Tyres



TIRANCE BUT.EI FOIDINS



CONTRACTORS LTD

Thundersport GB - Round 9

Sorted on Best Lap time

Eastern Airways UK F1 Sidecars

Oulton Park 2.692 Miles

Practice

25/06/2010 13:40

Practice started at 13:40:01

Pos	No.	Name	Class	Make	Model	Best Tm	In Lap	Diff	2nd Best	2nd Lap
1	77	Reeves / Cluze	F1 Sidecar	Honda	LCR	1:45.600	4		1:46.408	3
2	15	Schofield / Thomas	F1 Sidecar	Suzuki	LCR	1:45.746	3	0.146	1:48.276	2
3	75	Peddar / Steadman	F1 Sidecar	Suzuki	LCR	1:46.801	6	1.201	1:47.044	4
4	49	Lovelock / Lawrence	F1 Sidecar	Suzuki	LCR	1:46.805	5	1.205	1:47.228	4
5	3	James / Morgan	F1 Sidecar	Suzuki	LCR	1:48.135	3	2.535	1:50.631	2
6	8	Bell / Hawes	F1 Sidecar	Suzuki	LCR	1:49.525	5	3.925	1:49.669	4
7	72	Lawrie / Neave	F1 Sidecar	Suzuki	LCR	1:50.471	3	4.871	1:51.110	4
8	90	Clarke / Graham	F1 Sidecar	Suzuki	LCR	1:50.994	4	5.394	1:51.844	3
9	60	Holland / Watson	F1 Sidecar	Suzuki	LCR	1:51.045	2	5.445	1:51.881	3
10	74	Bygrave / Charlwoo	F1 Sidecar	Suzuki	LCR	1:51.078	3	5.478	1:55.709	2
11	26	Shand / Edwards	F1 Sidecar	Suzuki	LCR	1:51.149	4	5.549	1:52.198	3
12	48	Knapton / Belsey	F1 Sidecar	Suzuki	Baker	1:51.697	2	6.097	1:52.171	4
13	11	Gilbert / Allum	F1 Sidecar	Yamaha	LCR	1:53.234	2	7.634	1:56.660	1
14	4	Pottinger / Pottinger	F1 Sidecar	Yamaha	Windle	1:53.444	5	7.844	1:54.949	4
15	44	Body / Barrett	F1 Sidecar	Suzuki	LCR	1:54.340	4	8.740	1:54.428	5
16	170	Drowne / Swift	F1 Sidecar	Suzuki	LCR	1:54.899	2	9.299	1:56.358	3
17	69	Lambert / Schofield	F1 Sidecar	Suzuki	LCR	1:55.187	3	9.587	1:55.795	2
18	5	Edwards / Winn	F1 Sidecar	Suzuki	LCR	1:56.522	2	10.922	1:58.948	1
19	19	Guy / MacBride	F1 Sidecar	Suzuki	LCR	1:57.494	2	11.894	2:05.100	1
20	2	Parkinson / Tritton	F1 Sidecar	Suzuki	LCR	1:58.576	5	12.976	1:59.753	4
21	62	Sloane / Sloane	F1 Sidecar	Suzuki	LCR	1:59.120	4	13.520	2:00.225	2
22	23	Davie / Hunter	F1 Sidecar	Suzuki	Windle	1:59.716	4	14.116	2:00.882	5
23	22	Wrinn / Clark	F1 Sidecar	Suzuki	TWR	2:00.260	5	14.660	2:00.556	4
24	10	Robinson / Farmer	F1 Sidecar	Yamaha	LCR	2:00.813	2	15.213	2:04.207	1
25	88	Nicol / Pryde	F1 Sidecar	Suzuki	LCR	2:02.239	5	16.639	2:04.119	4
26	73	Chaplow / Evanson	F1 Sidecar	Suzuki	LCR		0			0

Chief Timekeeper:

Clerk of Course:

Weather & Track: Bright / Dry

Results: www.sportstimingservices.com

Printed: 25/06/2010 13:54:47





Thundersport GB - Round 9

Sorted on Best Lap time

Eastern Airways UK F1 Sidecars

Oulton Park 2.692 Miles

Qualifying

25/06/2010 16:36

Practice started at 16:36:50

Pos	No.	Name	Class	Make	Model	Best Tm	In Lap	Diff	2nd Best	2nd Lap
1	77	Reeves / Cluze	F1 Sidecar	Honda	LCR	1:44.228	3		1:44.758	4
2	15	Schofield / Thomas	F1 Sidecar	Suzuki	LCR	1:44.801	3	0.573	1:45.697	5
3	3	James / Morgan	F1 Sidecar	Suzuki	LCR	1:45.380	4	1.152	1:47.706	5
4	16	Peach / Richardson	F1 Sidecar	Suzuki	LCR	1:45.687	5	1.459	1:46.329	4
5	49	Lovelock / Lawrence	F1 Sidecar	Suzuki	LCR	1:45.910	6	1.682	1:46.459	5
6	90	Clarke / Graham	F1 Sidecar	Suzuki	LCR	1:48.079	8	3.851	1:48.131	7
7	26	Shand / Edwards	F1 Sidecar	Suzuki	LCR	1:48.296	5	4.068	1:52.144	4
8	72	Lawrie / Neave	F1 Sidecar	Suzuki	LCR	1:48.342	9	4.114	1:48.558	7
9	48	Knapton / Belsey	F1 Sidecar	Suzuki	Baker	1:48.431	4	4.203	1:48.804	3
10	11	Gilbert / Allum	F1 Sidecar	Yamaha	LCR	1:48.535	5	4.307	1:50.528	4
11	74	Bygrave / Charlwoo	F1 Sidecar	Suzuki	LCR	1:48.626	5	4.398	1:50.467	4
12	8	Bell / Hawes	F1 Sidecar	Suzuki	LCR	1:48.630	4	4.402	1:48.996	8
13	73	Chaplow / Evanson	F1 Sidecar	Suzuki	LCR	1:48.771	7	4.543	1:49.243	5
14	75	Peddar / Steadman	F1 Sidecar	Suzuki	LCR	1:49.398	2	5.170		1
15	5	Edwards / Winn	F1 Sidecar	Suzuki	LCR	1:49.485	5	5.257	1:50.516	2
16	4	Pottinger / Pottinger	F1 Sidecar	Yamaha	Windle	1:50.188	8	5.960	1:51.323	5
17	60	Holland / Watson	F1 Sidecar	Suzuki	LCR	1:50.569	3	6.341	1:54.500	2
18	69	Lambert / Schofield	F1 Sidecar	Suzuki	LCR	1:51.329	5	7.101	1:51.493	3
19	19	Guy / MacBride	F1 Sidecar	Suzuki	LCR	1:51.541	5	7.313	1:51.633	3
20	170	Drowne / Swift	F1 Sidecar	Suzuki	LCR	1:51.554	3	7.326	1:51.904	5
21	44	Body / Barrett	F1 Sidecar	Suzuki	LCR	1:51.689	3	7.461	1:51.719	5
22	23	Davie / Hunter	F1 Sidecar	Suzuki	Windle	1:53.566	8	9.338	1:53.802	7
23	2	Parkinson / Tritton	F1 Sidecar	Suzuki	LCR	1:53.729	6	9.501	1:53.971	5
24	22	Wrinn / Clark	F1 Sidecar	Suzuki	TWR	1:55.255	8	11.027	1:55.818	7
25	88	Nicol / Pryde	F1 Sidecar	Suzuki	LCR	1:56.024	4	11.796	1:58.097	3
26	62	Sloane / Sloane	F1 Sidecar	Suzuki	LCR	1:57.578	2	13.350		1
27	10	Robinson / Farmer	F1 Sidecar	Yamaha	LCR	1:58.246	3	14.018	2:00.737	2
28	20	Riddell / McCartney	F1 Sidecar	Yamaha	Baker	2:03.296	6	19.068	2:03.815	5

Chief Timekeeper:

Clerk of Course:

Weather & Track: Bright / Dry

Results: www.sportstimingservices.com



Thundersport GB - Round 9


Eastern Airways UK F1 Sidecars

Oulton Park 2.692 Miles

Race 6 & 14

26/06/2010

Race



POLE POSITION

2	1	1
15	77	2
4	3	3
16	49	4
6	26	5
90	48	6
8	74	7
72	73	8
10	5	9
11	60	10
12	19	11
8	44	12
14	2	
75		
16		
4		
18		
69		
20		
170		
22		
23		
24		
22		

Chief Timekeeper:

Clerk of Course:

Weather & Track: Bright / Dry

Results: www.sportstimingservices.com

Printed: 25/06/2010 16:55:53





Thundersport GB - Round 9


Eastern Airways UK F1 Sidecars

Oulton Park 2.692 Miles

Race 6

26/06/2010 12:45

Race



26	25	13
62	88	
28	27	14
20	10	

Chief Timekeeper:

Clerk of Course:

Weather & Track: Bright / Dry

Results: www.sportstimingservices.com

Printed: 25/06/2010 16:55:53





Thundersport GB - Round 9

Sorted on Best Lap time

Eastern Airways UK F1 Sidecars

Oulton Park 2.692 Miles

Warmup

26/06/2010 10:20

Practice started at 10:20:41

Pos	No.	Name	Class	Make	Model	Best Tm	In Lap	Diff	2nd Best	2nd Lap
1	15	Schofield / Thomas	F1 Sidecar	Suzuki	LCR	1:44.616	5		1:47.649	3
2	77	Reeves / Cluze	F1 Sidecar	Honda	LCR	1:44.745	3	0.129	1:44.916	4
3	3	James / Morgan	F1 Sidecar	Suzuki	LCR	1:44.949	5	0.333	1:45.339	4
4	16	Peach / Richardson	F1 Sidecar	Suzuki	LCR	1:45.568	4	0.952	1:48.934	3
5	90	Clarke / Graham	F1 Sidecar	Suzuki	LCR	1:47.007	6	2.391	1:47.475	5
6	75	Peddar / Steadman	F1 Sidecar	Suzuki	LCR	1:47.040	5	2.424	1:48.304	3
7	8	Bell / Hawes	F1 Sidecar	Suzuki	LCR	1:47.215	3	2.599	1:47.363	4
8	72	Lawrie / Neave	F1 Sidecar	Suzuki	LCR	1:47.768	5	3.152	1:47.899	6
9	49	Lovelock / Lawrence	F1 Sidecar	Suzuki	LCR	1:48.006	2	3.390	8:00.891	1
10	11	Gilbert / Allum	F1 Sidecar	Yamaha	LCR	1:48.801	3	4.185	1:49.286	4
11	73	Chaplow / Evanson	F1 Sidecar	Suzuki	LCR	1:49.028	4	4.412	1:49.354	3
12	74	Bygrave / Charlwoo	F1 Sidecar	Suzuki	LCR	1:49.084	3	4.468	1:50.241	2
13	5	Edwards / Winn	F1 Sidecar	Suzuki	LCR	1:49.311	5	4.695	1:51.238	3
14	60	Holland / Watson	F1 Sidecar	Suzuki	LCR	1:49.477	3	4.861	1:52.633	2
15	26	Shand / Edwards	F1 Sidecar	Suzuki	LCR	1:50.044	3	5.428	1:52.824	2
16	170	Drowne / Swift	F1 Sidecar	Suzuki	LCR	1:50.330	4	5.714	1:52.544	3
17	48	Knapton / Belsey	F1 Sidecar	Suzuki	Baker	1:51.536	3	6.920	1:52.469	2
18	23	Davie / Hunter	F1 Sidecar	Suzuki	Windle	1:52.027	6	7.411	1:52.393	5
19	2	Parkinson / Tritton	F1 Sidecar	Suzuki	LCR	1:53.074	3	8.458	1:59.168	2
20	69	Lambert / Schofield	F1 Sidecar	Suzuki	LCR	1:54.312	2	9.696	2:07.313	1
21	44	Body / Barrett	F1 Sidecar	Suzuki	LCR	1:54.848	3	10.232	1:55.993	2
22	19	Guy / MacBride	F1 Sidecar	Suzuki	LCR	1:55.496	2	10.880	2:11.297	1
23	22	Wrinn / Clark	F1 Sidecar	Suzuki	TWR	1:55.723	4	11.107	1:55.740	5
24	20	Riddell / McCartney	F1 Sidecar	Yamaha	Baker	2:03.203	5	18.587	2:05.046	4
25	4	Pottinger / Pottinger	F1 Sidecar	Yamaha	Windle	2:08.361	1	23.745		0
26	88	Nicol / Pryde	F1 Sidecar	Suzuki	LCR	2:09.422	1	24.806	8:44.829	2
27	10	Robinson / Farmer	F1 Sidecar	Yamaha	LCR	2:11.660	1	27.044		0

Chief Timekeeper:

Clerk of Course:

Weather & Track: Bright / Dry

Results: www.sportstimingservices.com





Thundersport GB - Round 9

Sorted on Laps

Eastern Airways UK F1 Sidecars

Oulton Park 2.692 Miles

Race 6

26/06/2010 12:10

Race started at 12:55:27

Pos	No.	Name	Class	Make	Model	Laps	Total Tm	Diff	Best Tm	Best Spd	In Lap
1	77	Reeves / Cluze	F1 Sidecar	Honda	LCR	8	14:03.287		1:43.971	93.211	3
2	15	Schofield / Thomas	F1 Sidecar	Suzuki	LCR	8	14:08.802	5.515	1:44.464	92.771	3
3	49	Lovelock / Lawrence	F1 Sidecar	Suzuki	LCR	8	14:12.674	9.387	1:44.187	93.017	7
4	3	James / Morgan	F1 Sidecar	Suzuki	LCR	8	14:16.344	13.057	1:43.989	93.194	3
5	16	Peach / Richardson	F1 Sidecar	Suzuki	LCR	8	14:19.783	16.496	1:45.173	92.145	2
6	8	Bell / Hawes	F1 Sidecar	Suzuki	LCR	8	14:24.597	21.310	1:45.942	91.476	2
7	90	Clarke / Graham	F1 Sidecar	Suzuki	LCR	8	14:25.719	22.432	1:46.061	91.374	6
8	48	Knapton / Belsey	F1 Sidecar	Suzuki	Baker	8	14:36.620	33.333	1:47.179	90.421	4
9	74	Bygrave / Charlwood	F1 Sidecar	Suzuki	LCR	8	14:40.141	36.854	1:47.781	89.916	3
10	73	Chaplow / Evanson	F1 Sidecar	Suzuki	LCR	8	14:42.856	39.569	1:47.451	90.192	7
11	4	Pottinger / Pottinger	F1 Sidecar	Yamaha	Windle	8	14:44.214	40.927	1:48.228	89.544	6
12	26	Shand / Edwards	F1 Sidecar	Suzuki	LCR	8	14:46.062	42.775	1:47.512	90.141	2
13	5	Edwards / Winn	F1 Sidecar	Suzuki	LCR	8	14:48.748	45.461	1:48.713	89.145	2
14	60	Holland / Watson	F1 Sidecar	Suzuki	LCR	8	14:53.826	50.539	1:47.234	90.374	5
15	170	Drowne / Swift	F1 Sidecar	Suzuki	LCR	8	15:02.631	59.344	1:49.532	88.478	3
16	2	Parkinson / Tritton	F1 Sidecar	Suzuki	LCR	8	15:06.839	1:03.552	1:50.580	87.640	5
17	44	Body / Barrett	F1 Sidecar	Suzuki	LCR	8	15:13.500	1:10.213	1:50.965	87.336	2
18	23	Davie / Hunter	F1 Sidecar	Suzuki	Windle	8	15:16.608	1:13.321	1:52.069	86.475	3
19	10	Robinson / Farmer	F1 Sidecar	Yamaha	LCR	8	15:43.884	1:40.597	1:55.575	83.852	7
20	22	Wrinn / Clark	F1 Sidecar	Suzuki	TWR	8	15:44.913	1:41.626	1:55.106	84.194	8
21	88	Nicol / Pryde	F1 Sidecar	Suzuki	LCR	8	15:48.500	1:45.213	1:56.440	83.229	7
22	20	Riddell / McCartney	F1 Sidecar	Yamaha	Baker	7	14:06.610	1 Lap	1:57.891	82.205	6
23	19	Guy / MacBride	F1 Sidecar	Suzuki	LCR	6	15:39.920	2 Laps	1:51.086	87.241	5

Not classified ()

72	Lawrie / Neave	F1 Sidecar	Suzuki	LCR	7	12:29.344	DNF	1:44.532	92.710	3
62	Sloane / Sloane	F1 Sidecar	Suzuki	LCR	6	11:52.505	DNF	1:55.642	83.803	2
11	Gilbert / Allum	F1 Sidecar	Yamaha	LCR	5	9:21.230	DNF	1:47.547	90.111	2
75	Peddar / Steadman	F1 Sidecar	Suzuki	LCR	4	7:24.233	DNF	1:47.806	89.895	3
69	Lambert / Schofield	F1 Sidecar	Suzuki	LCR	3	5:42.301	DNF	1:49.830	88.238	2

Announcements

No.19 - Started from Pit lane 2 Laps into race

Margin of Victory	Avg. Speed	Best Lap Tm	Best Spd	Best Lap by
5.515	91.937	1:43.971	93.211	77 - Reeves / Cluze

Chief Timekeeper:

Clerk of Course:

Weather & Track: Bright / Dry

Results: www.sportstimingservices.com





Thundersport GB - Round 9

Lapchart

Eastern Airways UK F1 Sidecars

Oulton Park 2.692 Miles

Race 6

26/06/2010 12:10

Race started at 12:55:27

Competitors	Laps								
	0	1	2	3	4	5	6	7	8
Schofield / Thomas (15)	1	15	77	77	77	77	77	77	77
Reeves / Cluze (77)	2	77	3	3	3	3	3	3	15
James / Morgan (3)	3	3	15	15	15	15	15	15	49
Peach / Richardson (16)	4	16	16	16	16	16	49	49	3
Clarke / Graham (90)	5	90	90	8	72	72	72	72	16
Lovelock / Lawrence (49)	6	49	72	72	8	49	49	16	8
Lawrie / Neave (72)	7	72	8	49	49	8	8	8	90
Shand / Edwards (26)	8	26	49	90	90	90	90	90	48
Gilbert / Allum (11)	9	11	11	11	48	48	48	48	74
Knapton / Belsey (48)	10	48	48	48	48	11	26	26	74
Bell / Hawes (8)	11	8	26	26	26	26	74	74	4
Peddar / Steadman (75)	12	75	74	74	74	74	5	5	73
Bygrave / Charlwood (74)	13	74	75	75	75	75	73	73	4
Chaplow / Evanson (73)	14	73	5	5	5	5	4	4	5
Edwards / Winn (5)	15	5	73	73	73	73	11	60	170
Lambert / Schofield (69)	16	69	60	4	4	4	60	170	2
Holland / Watson (60)	17	60	4	69	69	170	170	2	44
Pottinger / Pottinger (4)	18	4	69	170	170	60	44	44	23
Davie / Hunter (23)	19	23	170	44	44	44	2	23	10
Drowne / Swift (170)	20	170	23	23	60	2	23	10	22
Body / Barrett (44)	21	44	44	2	23	23	62	62	88
Parkinson / Tritton (2)	22	2	2	60	2	62	10	22	88
Sloane / Sloane (62)	23	62	10	10	62	10	22	88	20
Nicol / Pryde (88)	24	88	62	62	10	22	88	20	
Wrinn / Clark (22)	25	22	22	22	22	88	20		
Riddell / McCartney (20)	26	20	88	88	88	20	19		
Robinson / Farmer (10)	27	10	20	20	20	19			
Guy / MacBride (19)	28	19	19	19	19				

Chief Timekeeper:

Clerk of Course:

Weather & Track: Bright / Dry

Results: www.sportstimingservices.com

Printed: 26/06/2010 13:13:40





Thundersport GB - Round 9

Eastern Airways UK F1 Sidecars

Oulton Park 2.692 Miles

Race 6

26/06/2010 12:10

Race started at 12:55:27

Lap	Lap Tm	Diff	Time of Day
2	1:55.776	+0.201	12:59:29.989
3	1:58.230	+2.655	13:01:28.219
4	1:57.469	+1.894	13:03:25.688
5	1:57.397	+1.822	13:05:23.085
6	1:56.278	+0.703	13:07:19.363
7	1:55.575		13:09:14.938
8	1:56.451	+0.876	13:11:11.389

(22) Wrinn / Clark

1	2:00.252	+5.146	12:57:34.985
2	1:56.324	+1.218	12:59:31.309
3	1:57.468	+2.362	13:01:28.777
4	1:57.808	+2.702	13:03:26.585
5	1:57.366	+2.260	13:05:23.951
6	1:56.883	+1.777	13:07:20.834
7	1:56.478	+1.372	13:09:17.312
8	1:55.106		13:11:12.418

(88) Nicol / Pryde

1	2:02.306	+5.866	12:57:36.959
2	1:56.683	+0.243	12:59:33.642
3	1:56.889	+0.449	13:01:30.531
4	1:57.315	+0.875	13:03:27.846
5	1:57.630	+1.190	13:05:25.476
6	1:57.173	+0.733	13:07:22.649
7	1:56.440		13:09:19.089
8	1:56.916	+0.476	13:11:16.005

(20) Riddell / McCartney

1	2:02.762	+4.871	12:57:37.827
2	1:59.110	+1.219	12:59:36.937
3	1:59.069	+1.178	13:01:36.006
4	2:00.504	+2.613	13:03:36.510
5	1:58.967	+1.076	13:05:35.477
6	1:57.891		13:07:33.368
7	2:00.747	+2.856	13:09:34.115

(19) Guy / MacBride

1	1:52.629	+1.543	13:03:29.727
2	1:53.553	+2.467	13:05:23.280
3	2:00.352	+9.266	13:07:23.632
4	1:52.707	+1.621	13:09:16.339
5	1:51.086		13:11:07.425

(72) Lawrie / Neave

1	1:51.283	+6.751	12:57:22.749
2	1:46.639	+2.107	12:59:09.388
3	1:44.532		13:00:53.920
4	1:46.318	+1.786	13:02:40.238
5	1:45.116	+0.584	13:04:25.354
6	1:46.220	+1.688	13:06:11.574
7	1:45.275	+0.743	13:07:56.849

(62) Sloane / Sloane

1	1:59.959	+4.317	12:57:34.573
2	1:55.642		12:59:30.215
3	1:56.878	+1.236	13:01:27.093
4	1:57.857	+2.215	13:03:24.950
5	1:57.530	+1.888	13:05:22.480
6	1:57.530	+1.888	13:07:20.010

Lap	Lap Tm	Diff	Time of Day
(11) Gilbert / Allum			
1	1:52.727	+5.180	12:57:24.660
2	1:47.547		12:59:12.207
3	1:48.216	+0.669	13:01:00.423
4	1:48.616	+1.069	13:02:49.039
5	1:59.696	+12.149	13:04:48.735

(75) Peddar / Steadman

1	1:54.193	+6.387	12:57:26.638
2	1:48.027	+0.221	12:59:14.665
3	1:47.806		13:01:02.471
4	1:49.267	+1.461	13:02:51.738

(69) Lambert / Schofield

1	1:56.475	+6.645	12:57:29.684
2	1:49.830		12:59:19.514
3	1:50.292	+0.462	13:01:09.806

Lap	Lap Tm	Diff	Time of Day
-----	--------	------	-------------

Chief Timekeeper:

Clerk of Course:

Weather & Track: Bright / Dry

Results: www.sportstimingservices.com

Printed: 26/06/2010 13:13:01





Thundersport GB - Round 9

Sorted on Laps

Eastern Airways UK F1 Sidecars

Oulton Park 2.692 Miles

Race 14

26/06/2010 16:25

Race started at 16:25:42

Pos	No.	Name	Class	Make	Model	Laps	Total Tm	Diff	Best Tm	Best Spd	In Lap
1	49	Lovelock / Lawrence	F1 Sidecar	Suzuki	LCR	8	14:12.376		1:44.814	92.461	8
2	15	Schofield / Thomas	F1 Sidecar	Suzuki	LCR	8	14:13.779	1.403	1:44.878	92.405	3
3	3	James / Morgan	F1 Sidecar	Suzuki	LCR	8	14:17.160	4.784	1:44.323	92.896	8
4	75	Peddar / Steadman	F1 Sidecar	Suzuki	LCR	8	14:18.455	6.079	1:45.012	92.287	8
5	16	Peach / Richardson	F1 Sidecar	Suzuki	LCR	8	14:21.101	8.725	1:45.532	91.832	5
6	8	Bell / Hawes	F1 Sidecar	Suzuki	LCR	8	14:25.820	13.444	1:46.659	90.862	2
7	48	Knapton / Belsey	F1 Sidecar	Suzuki	Baker	8	14:31.544	19.168	1:46.987	90.583	4
8	5	Edwards / Winn	F1 Sidecar	Suzuki	LCR	8	14:32.904	20.528	1:47.023	90.552	7
9	4	Pottinger / Pottinger	F1 Sidecar	Yamaha	Windle	8	14:35.044	22.668	1:47.292	90.325	5
10	60	Holland / Watson	F1 Sidecar	Suzuki	LCR	8	14:35.508	23.132	1:47.362	90.267	5
11	73	Chaplow / Evanson	F1 Sidecar	Suzuki	LCR	8	14:35.639	23.263	1:47.105	90.483	5
12	19	Guy / MacBride	F1 Sidecar	Suzuki	LCR	8	14:46.314	33.938	1:48.537	89.289	2
13	170	Drowne / Swift	F1 Sidecar	Suzuki	LCR	8	14:55.529	43.153	1:49.635	88.395	4
14	2	Parkinson / Tritton	F1 Sidecar	Suzuki	LCR	8	15:06.798	54.422	1:50.682	87.559	7
15	44	Body / Barrett	F1 Sidecar	Suzuki	LCR	8	15:09.548	57.172	1:50.884	87.399	2
16	23	Davie / Hunter	F1 Sidecar	Suzuki	Windle	8	15:23.828	1:11.452	1:52.413	86.211	5
17	22	Wrinn / Clark	F1 Sidecar	Suzuki	TWR	8	15:32.672	1:20.296	1:54.015	84.999	7
18	10	Robinson / Farmer	F1 Sidecar	Yamaha	LCR	8	15:43.958	1:31.582	1:54.894	84.349	2
19	88	Nicol / Pryde	F1 Sidecar	Suzuki	LCR	8	15:51.839	1:39.463	1:53.872	85.106	5
20	20	Riddell / McCartney	F1 Sidecar	Yamaha	Baker	8	16:17.376	2:05.000	1:57.784	82.279	3

Not classified ()

90	Clarke / Graham	F1 Sidecar	Suzuki	LCR	7	12:33.378	DNF	1:45.693	91.692	5
77	Reeves / Cluze	F1 Sidecar	Honda	LCR	6	10:41.322	DNF	1:43.772	93.389	3
11	Gilbert / Allum	F1 Sidecar	Yamaha	LCR		4.386	DNF	-	-	0
74	Bygrave / Charwood	F1 Sidecar	Suzuki	LCR		5.232	DNF	-	-	0

Margin of Victory	Avg. Speed	Best Lap Tm	Best Spd	Best Lap by
1.403	90.957	1:43.772	93.389	77 - Reeves / Cluze

Chief Timekeeper:

Clerk of Course:

Weather & Track: Bright / Dry

Results: www.sportstiming.com





Thundersport GB - Round 9

Lapchart

Eastern Airways UK F1 Sidecars

Oulton Park 2.692 Miles

Race 14

26/06/2010 16:25

Race started at 16:25:42

Competitors	Laps									
	0	1	2	3	4	5	6	7	8	
Schofield / Thomas (15)	1	15	15	77	77	77	77	77	15	49
Reeves / Cluze (77)	2	77	77	15	15	3	15	15	49	15
James / Morgan (3)	3	3	3	3	15	49	49	3	3	
Peach / Richardson (16)	4	16	90	49	49	49	3	16	90	75
Clarke / Graham (90)	5	90	49	90	90	16	16	90	75	16
Lovelock / Lawrence (49)	6	49	8	8	16	90	90	3	16	8
Gilbert / Allum (11)	7	11	16	16	8	75	75	75	8	48
Knapton / Belsey (48)	8	48	48	48	75	8	8	8	48	5
Bell / Hawes (8)	9	8	75	75	48	48	48	48	5	4
Peddar / Steadman (75)	10	75	5	5	5	5	5	60	60	60
Bygrave / Charlwood (74)	11	74	60	60	60	60	60	5	4	73
Chaplow / Evanson (73)	12	73	4	4	4	4	4	4	73	19
Holland / Watson (60)	13	60	73	73	73	73	73	73	19	170
Edwards / Winn (5)	14	5	19	19	19	19	19	19	170	2
Pottinger / Pottinger (4)	15	4	170	170	170	170	170	170	2	44
Guy / MacBride (19)	16	19	44	44	44	44	2	2	44	23
Drowne / Swift (170)	17	170	2	2	2	2	44	44	23	22
Davie / Hunter (23)	18	23	10	10	10	23	23	23	22	10
Body / Barrett (44)	19	44	23	23	23	10	88	88	10	88
Parkinson / Tritton (2)	20	2	88	88	88	88	22	22	88	20
Wrinn / Clark (22)	21	22	22	22	22	22	10	10	20	
Riddell / McCartney (20)	22	20	20	20	20	20	20	20		
Nicol / Pryde (88)	23	88								
Robinson / Farmer (10)	24	10								

Chief Timekeeper:

Clerk of Course:

Weather & Track: Bright / Dry

Results: www.sportstimingservices.com

Printed: 26/06/2010 16:43:56



Thundersport GB - Round 9

Eastern Airways UK F1 Sidecars

Oulton Park 2.692 Miles

Race 14

26/06/2010 16:25

Race started at 16:25:42

Lap	Lap Tm	Diff	Time of Day
(49) Lovelock / Lawrence			
1	1:50.704	+5.890	16:27:36.979
2	1:45.877	+1.063	16:29:22.856
3	1:44.957	+0.143	16:31:07.813
4	1:45.214	+0.400	16:32:53.027
5	1:46.331	+1.517	16:34:39.358
6	1:45.573	+0.759	16:36:24.931
7	1:45.355	+0.541	16:38:10.286
8	1:44.814		16:39:55.100
(15) Schofield / Thomas			
1	1:52.931	+8.053	16:27:35.655
2	1:46.476	+1.598	16:29:22.131
3	1:44.878		16:31:07.009
4	1:45.697	+0.819	16:32:52.706
5	1:46.317	+1.439	16:34:39.023
6	1:45.590	+0.712	16:36:24.613
7	1:45.538	+0.660	16:38:10.151
8	1:46.352	+1.474	16:39:56.503
(3) James / Morgan			
1	1:50.753	+6.430	16:27:36.429
2	1:46.011	+1.688	16:29:22.440
3	1:45.281	+0.958	16:31:07.721
4	1:44.815	+0.492	16:32:52.536
5	1:47.855	+3.532	16:34:40.391
6	1:48.712	+4.389	16:36:29.103
7	1:46.458	+2.135	16:38:15.561
8	1:44.323		16:39:59.884
(75) Peddar / Steadman			
1	1:51.521	+6.509	16:27:39.435
2	1:46.648	+1.636	16:29:26.083
3	1:46.965	+1.953	16:31:13.048
4	1:45.476	+0.464	16:32:58.524
5	1:45.096	+0.084	16:34:43.620
6	1:45.947	+0.935	16:36:29.567
7	1:46.600	+1.588	16:38:16.167
8	1:45.012		16:40:01.179
(16) Peach / Richardson			
1	1:52.815	+7.283	16:27:38.512
2	1:46.187	+0.655	16:29:24.699
3	1:45.897	+0.365	16:31:10.596
4	1:45.578	+0.046	16:32:56.174
5	1:45.532		16:34:41.706
6	1:45.703	+0.171	16:36:27.409
7	1:48.803	+3.271	16:38:16.212
8	1:47.613	+2.081	16:40:03.825
(8) Bell / Hawes			
1	1:50.385	+3.726	16:27:37.918
2	1:46.659		16:29:24.577
3	1:47.638	+0.979	16:31:12.215
4	1:48.156	+1.497	16:33:00.371
5	1:46.732	+0.073	16:34:47.103
6	1:47.155	+0.496	16:36:34.258
7	1:47.018	+0.359	16:38:21.276
8	1:47.268	+0.609	16:40:08.544

Lap	Lap Tm	Diff	Time of Day
(48) Knapton / Belsey			
1	1:51.475	+4.488	16:27:38.843
2	1:47.174	+0.187	16:29:26.017
3	1:47.735	+0.748	16:31:13.752
4	1:46.987		16:33:00.739
5	1:47.694	+0.707	16:34:48.433
6	1:47.376	+0.389	16:36:35.809
7	1:48.203	+1.216	16:38:24.012
8	1:50.256	+3.269	16:40:14.268
(5) Edwards / Winn			
1	1:51.933	+4.910	16:27:40.264
2	1:48.182	+1.159	16:29:28.446
3	1:47.600	+0.577	16:31:16.046
4	1:47.486	+0.463	16:33:03.532
5	1:47.071	+0.048	16:34:50.603
6	1:49.357	+2.334	16:36:39.960
7	1:47.023		16:38:26.983
8	1:48.645	+1.622	16:40:15.628
(4) Pottinger / Pottinger			
1	1:53.553	+6.261	16:27:42.010
2	1:48.411	+1.119	16:29:30.421
3	1:47.794	+0.502	16:31:18.215
4	1:47.393	+0.101	16:33:05.608
5	1:47.292		16:34:52.900
6	1:47.781	+0.489	16:36:40.681
7	1:48.674	+1.382	16:38:29.355
8	1:48.413	+1.121	16:40:17.768
(60) Holland / Watson			
1	1:52.998	+5.636	16:27:41.322
2	1:47.884	+0.522	16:29:29.206
3	1:47.851	+0.489	16:31:17.057
4	1:47.926	+0.564	16:33:04.983
5	1:47.362		16:34:52.345
6	1:47.371	+0.009	16:36:39.716
7	1:49.325	+1.963	16:38:29.041
8	1:49.191	+1.829	16:40:18.232
(73) Chaplow / Evanson			
1	1:54.051	+6.946	16:27:42.320
2	1:48.206	+1.101	16:29:30.526
3	1:48.130	+1.025	16:31:18.656
4	1:47.633	+0.528	16:33:06.289
5	1:47.105		16:34:53.394
6	1:47.770	+0.665	16:36:41.164
7	1:48.667	+1.562	16:38:29.831
8	1:48.532	+1.427	16:40:18.363
(19) Guy / MacBride			
1	1:54.697	+6.160	16:27:43.680
2	1:48.537		16:29:32.217
3	1:49.187	+0.650	16:31:21.404
4	1:48.783	+0.246	16:33:10.187
5	1:48.700	+0.163	16:34:58.887
6	1:49.084	+0.547	16:36:47.971
7	1:50.347	+1.810	16:38:38.318
8	1:50.720	+2.183	16:40:29.038
(170) Drowne / Swift			

Lap	Lap Tm	Diff	Time of Day
(2) Parkinson / Tritton			
1	1:55.626	+5.991	16:27:44.665
2	1:49.966	+0.331	16:29:34.631
3	1:49.733	+0.098	16:31:24.364
4	1:49.635		16:33:13.999
5	1:50.425	+0.790	16:35:04.424
6	1:50.475	+0.840	16:36:54.899
7	1:51.358	+1.723	16:38:46.257
8	1:51.996	+2.361	16:40:38.253
(44) Body / Barrett			
1	1:55.756	+4.872	16:27:44.968
2	1:50.884		16:29:35.852
3	1:51.992	+1.108	16:31:27.844
4	1:52.558	+1.674	16:33:20.402
5	1:53.646	+2.762	16:35:14.048
6	1:51.791	+0.907	16:37:05.839
7	1:52.032	+1.148	16:38:57.871
8	1:54.401	+3.517	16:40:52.272
(23) Davie / Hunter			
1	1:59.860	+7.447	16:27:48.936
2	1:54.659	+2.246	16:29:43.595
3	1:55.855	+3.442	16:31:39.450
4	1:52.565	+0.152	16:33:32.015
5	1:52.413		16:35:24.428
6	1:52.438	+0.025	16:37:16.866
7	1:54.476	+2.063	16:39:11.342
8	1:55.210	+2.797	16:41:06.552
(22) Wrinn / Clark			
1	2:01.499	+7.484	16:27:51.224
2	1:54.865	+0.850	16:29:46.089
3	1:55.570	+1.555	16:31:41.659
4	1:55.400	+1.385	16:33:37.059
5	1:54.784	+0.769	16:35:31.843
6	1:54.083	+0.068	16:37:25.926
7	1:54.015		16:39:19.941
8	1:55.455	+1.440	16:41:15.396
(10) Robinson / Farmer			
1	1:57.807	+2.913	16:27:48.167
2	1:54.894		16:29:43.061
3	1:55.994	+1.100	16:31:39.055
4	1:57.008	+2.114	16:33:36.063
5	1:58.203	+3.309	16:35:34.266
6	1:57.859	+2.965	16:37:32.125
7	1:57.611	+2.717	16:39:29.736
8	1:56.946	+2.052	16:41:26.682
(88) Nicol / Pryde			
1	2:00.059	+6.187	16:27:49.847

Chief Timekeeper:

Clerk of Course:

Weather & Track: Bright / Dry

Results: www.sportstimingservices.com

Printed: 26/06/2010 16:43:28





Thundersport GB - Round 9

Eastern Airways UK F1 Sidecars

Oulton Park 2.692 Miles

Race 14

26/06/2010 16:25

Race started at 16:25:42

Lap	Lap Tm	Diff	Time of Day
2	1:55.121	+1.249	16:29:44.968
3	1:55.706	+1.834	16:31:40.674
4	1:55.733	+1.861	16:33:36.407
5	1:53.872		16:35:30.279
6	1:54.638	+0.766	16:37:24.917
7	2:12.423	+18.551	16:39:37.340
8	1:57.223	+3.351	16:41:34.563

(20) Riddell / McCartney

1	2:03.511	+5.727	16:27:53.271
2	1:59.927	+2.143	16:29:53.198
3	1:57.784		16:31:50.982
4	1:59.249	+1.465	16:33:50.231
5	1:57.980	+0.196	16:35:48.211
6	1:58.568	+0.784	16:37:46.779
7	2:00.046	+2.262	16:39:46.825
8	2:13.275	+15.491	16:42:00.100

(90) Clarke / Graham

1	1:50.646	+4.953	16:27:36.711
2	1:47.187	+1.494	16:29:23.898
3	1:46.142	+0.449	16:31:10.040
4	1:46.682	+0.989	16:32:56.722
5	1:45.693		16:34:42.415
6	1:46.414	+0.721	16:36:28.829
7	1:47.273	+1.580	16:38:16.102

(77) Reeves / Cluze

1	1:53.304	+9.532	16:27:36.032
2	1:44.181	+0.409	16:29:20.213
3	1:43.772		16:31:03.985
4	1:44.464	+0.692	16:32:48.449
5	1:44.495	+0.723	16:34:32.944
6	1:51.102	+7.330	16:36:24.046

Lap	Lap Tm	Diff	Time of Day
-----	--------	------	-------------

Lap	Lap Tm	Diff	Time of Day
-----	--------	------	-------------

Chief Timekeeper:

Clerk of Course:

Weather & Track: Bright / Dry

Results: www.sportstimingservices.com





Thundersport GB - Round 9

Sorted on Best Lap time

LMB Streetfighters

Oulton Park 2.692 Miles

Qualifying

25/06/2010 14:15

Practice started at 14:15:34

Pos	No.	Name	Class	Make	Model	Best Tm	In Lap	Diff	2nd Best	2nd Lap
1	34	Chris Matthews	Streetfighter A	Suzuki	750 A	1:49.497	5		1:49.727	7
2	44	Michael Riddle	Streetfighter A	Kawasaki	636 A	1:53.157	5	3.660	1:53.458	3
3	22	Mark Andrew	Streetfighter A	Suzuki	750 A	1:53.246	3	3.749	1:53.914	1
4	30	Barry Utting	Streetfighter B	Honda	600 B	1:53.324	6	3.827	1:54.050	7
5	50	Darren Smith	Streetfighter B	Honda	600 B	1:53.868	6	4.371	1:55.649	7
6	99	Dave Walker	Streetfighter B	Honda	600 B	1:53.950	5	4.453	1:54.220	6
7	12	Lee Hardy	Streetfighter A	Aprilia	1000 A	1:54.612	6	5.115	1:56.130	5
8	19	Thomas Bracken	Streetfighter B	Honda	600 B	1:55.546	3	6.049	1:57.216	1
9	77	Nigel Davis	Streetfighter B	Yamaha	600 B	1:55.702	6	6.205	1:57.355	3
10	17	Robert Norman	Streetfighter B	Honda	600 B	1:56.163	3	6.666	1:56.234	6
11	21	Martin Stanier	Streetfighter B	Honda	600 B	1:56.797	2	7.300	1:57.204	1
12	52	Sean Goldsmith	Streetfighter C	KTM	690 C	1:57.317	6	7.820	1:57.943	4
13	48	Richard Harrison	Streetfighter B	Honda	600 B	1:57.375	7	7.878	1:58.774	2
14	4	Stuart Martin	Streetfighter B	Honda	600 B	1:57.393	2	7.896	1:57.507	4
15	55	Rob Garland	Streetfighter A	Honda	1000 A	1:58.452	3	8.955	1:58.835	4
16	134	Nick Bousted	Streetfighter C	Ducati	620 C	1:58.769	5	9.272	2:00.220	6
17	35	Tony Hughes	Streetfighter C	KTM	660 C	1:59.266	6	9.769	1:59.577	5
18	7	Duncan MacMillan	Streetfighter C	KTM	690 C	2:02.138	5	12.641	2:03.876	3
19	2	Colin Dunstan	Streetfighter B	Honda	600 B	2:02.745	2	13.248	2:04.484	1
20	5	Mick Everitt	Streetfighter C	KTM	660 C	2:03.308	4	13.811	2:03.422	2
21	14	Brad Davey	Streetfighter C	Aprilia	450 C	2:03.903	6	14.406	2:04.313	5
22	177	Gary Paul	Streetfighter C	Honda	450 C	2:04.209	6	14.712	2:04.599	5
23	11	Trevor Fyfe	Streetfighter B	Honda	600 B	2:05.887	5	16.390	2:06.800	6
24	111	Richard Seago	Streetfighter C	KTM	660 C	2:07.003	3	17.506	2:07.225	2
25	6	Garry Coombes	Streetfighter C	Aprilia	550 C	2:07.188	6	17.691	2:07.500	4
26	43	Carl Spencer	Streetfighter B	Honda	600 B	2:09.239	6	19.742	2:13.366	4
27	115	Keith Warren	Streetfighter C	Kawasaki	476 C	2:10.923	1	21.426	2:13.144	2
28	47	David Harness	Streetfighter A	Aprilia	1000 A	2:13.985	3	24.488	2:14.266	4
29	46	James Flood	Streetfighter C	KTM	660 C	2:20.018	6	30.521	2:21.732	3
30	8	Mark Lumb	Streetfighter B	Ducati	900 B	2:22.828	6	33.331	2:22.843	1

Announcements

No.2 - PLEASE PUT PUT TRANSPONDER ON FOR RACES

No.4 - Fastest 2 Laps Ignored - CUTTING CHICAINE TWICE

Chief Timekeeper:

Clerk of Course:

Weather & Track: Bright / Dry

Results: www.sportstimingservices.com





Thundersport GB - Round 9


LMB Streetfighters

Oulton Park 2.692 Miles

Race 7 & 15

26/06/2010

Race



POLE POSITION

	1	2	3	4
1	34	44	22	30
2	50	99	12	19
3	77	17	21	52
4	48	4	55	134
5	35	7	2	5
6	14	177	11	111
7	6	43	115	47
8	46	8		

Chief Timekeeper:

Clerk of Course:

Weather & Track: Bright / Dry

Results: www.sportstimingservices.com

Printed: 25/06/2010 14:34:16





Thundersport GB - Round 9

Sorted on Best Lap time

LMB Streetfighters

Oulton Park 2.692 Miles

Warmup

26/06/2010 09:25

Practice started at 9:25:29

Pos	No.	Name	Class	Make	Model	Best Tm	In Lap	Diff	2nd Best	2nd Lap
1	95	Jamie Wilkins	Streetfighter A	Suzuki	750 A	1:50.061	4		1:50.076	3
2	34	Chris Matthews	Streetfighter A	Suzuki	750 A	1:50.479	4	0.418	1:50.816	3
3	22	Mark Andrew	Streetfighter A	Suzuki	750 A	1:53.420	3	3.359	1:56.489	2
4	30	Barry Utting	Streetfighter B	Honda	600 B	1:54.154	4	4.093	1:54.903	5
5	12	Lee Hardy	Streetfighter A	Aprilia	1000 A	1:55.111	3	5.050	1:55.778	4
6	21	Martin Stanier	Streetfighter B	Honda	600 B	1:55.565	3	5.504	1:56.044	2
7	99	Dave Walker	Streetfighter B	Honda	600 B	1:56.660	5	6.599	1:57.023	4
8	4	Stuart Martin	Streetfighter B	Honda	600 B	1:57.306	3	7.245	2:01.369	2
9	19	Thomas Bracken	Streetfighter B	Honda	600 B	1:58.242	3	8.181	2:02.128	2
10	48	Richard Harrison	Streetfighter B	Honda	600 B	1:58.715	3	8.654	1:59.806	2
11	17	Robert Norman	Streetfighter B	Honda	600 B	1:59.349	4	9.288	1:59.756	5
12	50	Darren Smith	Streetfighter B	Honda	600 B	2:00.381	5	10.320	2:01.041	4
13	35	Tony Hughes	Streetfighter C	KTM	660 C	2:00.758	4	10.697	2:01.711	5
14	52	Sean Goldsmith	Streetfighter C	KTM	690 C	2:01.156	4	11.095	2:01.867	5
15	55	Rob Garland	Streetfighter A	Honda	1000 A	2:01.443	2	11.382	2:13.135	1
16	77	Nigel Davis	Streetfighter B	Yamaha	600 B	2:01.593	3	11.532	2:02.280	4
17	5	Mick Everitt	Streetfighter C	KTM	660 C	2:03.530	4	13.469	2:05.400	5
18	11	Trevor Fyfe	Streetfighter B	Honda	600 B	2:04.719	3	14.658	2:05.665	5
19	7	Duncan MacMillan	Streetfighter C	KTM	690 C	2:04.911	5	14.850	2:07.240	4
20	177	Gary Paul	Streetfighter C	Honda	450 C	2:05.620	5	15.559	2:07.237	4
21	44	Michael Riddle	Streetfighter A	Kawasaki	636 A	2:06.362	2	16.301	2:18.927	1
22	2	Colin Dunstan	Streetfighter B	Honda	600 B	2:06.424	4	16.363	2:10.469	3
23	14	Brad Davey	Streetfighter C	Aprilia	450 C	2:07.324	4	17.263	2:07.401	5
24	115	Keith Warren	Streetfighter C	Kawasaki	476 C	2:07.509	4	17.448	2:08.807	5
25	6	Garry Coombes	Streetfighter C	Aprilia	550 C	2:08.902	5	18.841	2:09.111	3
26	131	Graham Gough	Streetfighter C	Honda	500	2:08.938	4	18.877	2:09.136	5
27	111	Richard Seago	Streetfighter C	KTM	660 C	2:10.756	4	20.695	2:11.416	5
28	76	Rob Chisholm	Streetfighter C	Honda	500 C	2:11.256	5	21.195	2:14.870	2
29	134	Nick Bousted	Streetfighter C	Ducati	620 C	2:12.026	1	21.965		0
30	43	Carl Spencer	Streetfighter B	Honda	600 B	2:16.907	3	26.846	2:18.925	4
31	42	Kevin Spence	Streetfighter C	Husaberg	650 C	2:17.798	1	27.737		0
32	47	David Harness	Streetfighter A	Aprilia	1000 A	2:18.709	4	28.648	2:19.741	3
33	69	Verity Cave	Streetfighter C	Honda	500 C	2:20.535	5	30.474	2:22.614	3
34	88	Joe Smith	Streetfighter C	Honda	500	2:20.751	3	30.690	2:20.842	5
35	8	Mark Lumb	Streetfighter B	Ducati	900 B	2:21.380	4	31.319	2:22.190	5
36	211	John Miller	Streetfighter C	Honda	500	2:21.526	4	31.465	2:22.302	2
37	16	Richard Walsh	Streetfighter C	Honda	500	2:21.923	5	31.862	2:22.589	3
38	46	James Flood	Streetfighter C	KTM	660 C	2:22.411	3	32.350	2:24.448	4
39	112	David Schofield	Streetfighter C	Honda	500	2:27.309	4	37.248	2:27.796	3

Announcements

No.42 - PLEASE PUT TRANSPONDER ON FOR RACES

Chief Timekeeper:

Clerk of Course:

Weather & Track: Bright / Dry

Results: www.sportstimingservices.com





Thundersport GB - Round 9

Sorted on Laps

LMB Streetfighters

Oulton Park 2.692 Miles

Race 7

26/06/2010 13:41

Race started at 13:41:35

Pos	No.	Name	Class	Make	Model	Laps	Total Tm	Diff	Best Tm	Best Spd	In Lap
1	95	Jamie Wilkins	Streetfighter A	Suzuki	750 A	8	14:40.973		1:48.104	89.647	7
2	34	Chris Matthews	Streetfighter A	Suzuki	750 A	8	14:44.740	3.767	1:48.849	89.033	4
3	30	Barry Utting	Streetfighter B	Honda	600 B	8	15:07.047	26.074	1:51.900	86.606	2
4	44	Michael Riddle	Streetfighter A	Kawasaki	636 A	8	15:15.094	34.121	1:52.191	86.381	2
5	99	Dave Walker	Streetfighter B	Honda	600 B	8	15:16.950	35.977	1:51.248	87.113	8
6	22	Mark Andrew	Streetfighter A	Suzuki	750 A	8	15:21.510	40.537	1:52.327	86.277	2
7	77	Nigel Davis	Streetfighter B	Yamaha	600 B	8	15:29.405	48.432	1:53.596	85.313	5
8	12	Lee Hardy	Streetfighter A	Aprilia	1000 A	8	15:35.010	54.037	1:54.099	84.937	4
9	55	Rob Garland	Streetfighter A	Honda	1000 A	8	15:36.417	55.444	1:53.709	85.228	8
10	21	Martin Stanier	Streetfighter B	Honda	600 B	8	15:38.951	57.978	1:55.503	83.904	2
11	4	Stuart Martin	Streetfighter B	Honda	600 B	8	15:39.415	58.442	1:54.847	84.384	4
12	17	Robert Norman	Streetfighter B	Honda	600 B	8	15:41.243	1:00.270	1:55.077	84.215	5
13	35	Tony Hughes	Streetfighter C	KTM	660 C	8	15:49.600	1:08.627	1:55.731	83.739	5
14	52	Sean Goldsmith	Streetfighter C	KTM	690 C	8	15:50.032	1:09.059	1:55.977	83.561	5
15	50	Darren Smith	Streetfighter B	Honda	600 B	8	15:56.639	1:15.666	1:54.983	84.284	5
16	48	Richard Harrison	Streetfighter B	Honda	600 B	8	16:05.437	1:24.464	1:58.329	81.900	2
17	134	Nick Bousted	Streetfighter C	Ducati	620 C	8	16:13.740	1:32.767	1:58.925	81.490	2
18	7	Duncan MacMillan	Streetfighter C	KTM	690 C	8	16:20.922	1:39.949	2:01.186	79.970	8
19	5	Mick Everitt	Streetfighter C	KTM	660 C	8	16:21.792	1:40.819	2:01.297	79.896	6
20	11	Trevor Fyfe	Streetfighter B	Honda	600 B	8	16:26.393	1:45.420	2:00.245	80.595	6
21	2	Colin Dunstan	Streetfighter B	Honda	600 B	8	16:27.714	1:46.741	2:01.430	79.809	2
22	14	Brad Davey	Streetfighter C	Aprilia	450 C	8	16:38.493	1:57.520	2:02.841	78.892	5
23	6	Garry Coombes	Streetfighter C	Aprilia	550 C	8	16:43.416	2:02.443	2:02.565	79.070	6
24	177	Gary Paul	Streetfighter C	Honda	450 C	7	14:46.489	1 Lap	2:05.118	77.456	5
25	111	Richard Seago	Streetfighter C	KTM	660 C	7	14:49.363	1 Lap	2:05.322	77.330	5
26	43	Carl Spencer	Streetfighter B	Honda	600 B	7	14:55.663	1 Lap	2:05.926	76.959	2
27	115	Keith Warren	Streetfighter C	Kawasaki	476 C	7	14:56.223	1 Lap	2:05.870	76.994	3
28	131	Graham Gough	Streetfighter C	Honda	500	7	14:57.194	1 Lap	2:06.002	76.913	2
29	76	Rob Chisholm	Streetfighter C	Honda	500 C	7	15:18.486	1 Lap	2:07.802	75.830	2
30	88	Joe Smith	Streetfighter C	Honda	500	7	15:58.577	1 Lap	2:13.643	72.516	6
31	69	Verity Cave	Streetfighter C	Honda	500 C	7	16:10.897	1 Lap	2:14.247	72.189	7
32	46	James Flood	Streetfighter C	KTM	660 C	7	16:13.995	1 Lap	2:14.828	71.878	6
33	8	Mark Lumb	Streetfighter B	Ducati	900 B	7	16:22.544	1 Lap	2:17.542	70.460	2
34	211	John Miller	Streetfighter C	Honda	500	7	16:35.860	1 Lap	2:18.786	69.828	3
35	112	David Schofield	Streetfighter C	Honda	500	7	16:46.258	1 Lap	2:20.830	68.815	6
36	16	Richard Walsh	Streetfighter C	Honda	500	7	16:46.845	1 Lap	2:20.229	69.110	7

Not classified ()

Announcements

No.12 - 10 Second Penalty added - JUMP START

Margin of Victory	Avg. Speed	Best Lap Tm	Best Spd	Best Lap by
3.767	88.005	1:48.104	89.647	95 - Jamie Wilkins

Chief Timekeeper:

Clerk of Course:

Weather & Track: Bright / Dry

Results: www.sportstiming.com





Thundersport GB - Round 9

Sorted on Laps

LMB Streetfighters

Oulton Park 2.692 Miles

Race 7

26/06/2010 13:41

Race started at 13:41:35

Pos	No.	Name	Class	Make	Model	Laps	Total Tm	Diff	Best Tm	Best Spd	In Lap
	19	Thomas Bracken	Streetfighter B	Honda	600 B	3	6:00.985	DNF	1:56.822	82.957	3
	47	David Harness	Streetfighter A	Aprilia	1000 A		5.235	DNF		-	0

Announcements

No.12 - 10 Second Penalty added - JUMP START

Margin of Victory	Avg. Speed	Best Lap Tm	Best Spd	Best Lap by
3.767	88.005	1:48.104	89.647	95 - Jamie Wilkins

Chief Timekeeper:

Clerk of Course:

Weather & Track: Bright / Dry

Results: www.sportstimeservices.com





Thundersport GB - Round 9

Lapchart

LMB Streetfighters

Oulton Park 2.692 Miles

Race 7

26/06/2010 13:41

Race started at 13:41:35

Competitors	Laps								
	0	1	2	3	4	5	6	7	8
Chris Matthews (34)	1	34	34	34	95	95	95	95	95
Michael Riddle (44)	2	44	22	95	34	34	34	34	34
Barry Utting (30)	3	30	95	22	22	30	30	30	30
Mark Andrew (22)	4	22	30	30	30	44	44	44	44
Lee Hardy (12)	5	12	44	44	44	22	22	99	99
Darren Smith (50)	6	50	12	12	12	99	99	22	22
Dave Walker (99)	7	99	99	21	99	12	12	12	12
Thomas Bracken (19)	8	19	21	99	21	21	77	77	77
Nigel Davis (77)	9	77	77	77	77	77	21	21	55
Robert Norman (17)	10	17	52	4	4	4	4	4	21
Martin Stanier (21)	11	21	55	55	55	55	55	55	4
Sean Goldsmith (52)	12	52	35	17	17	17	17	17	17
Stuart Martin (4)	13	4	4	52	19	50	50	50	35
Rob Garland (55)	14	55	17	35	35	52	52	35	52
Richard Harrison (48)	15	48	19	19	50	35	35	52	50
Nick Bousted (134)	16	134	50	50	52	48	48	48	48
Colin Dunstan (2)	17	2	48	48	48	134	134	134	134
Tony Hughes (35)	18	35	134	134	134	7	7	7	7
Mick Everitt (5)	19	5	2	2	2	5	5	5	5
Duncan MacMillan (7)	20	7	5	7	7	2	2	2	11
Gary Paul (177)	21	177	7	5	5	11	11	11	2
Brad Davey (14)	22	14	14	11	11	14	14	14	14
Trevor Fyfe (11)	23	11	11	14	14	6	6	6	6
Garry Coombes (6)	24	6	43	43	177	177	177	177	177
Carl Spencer (43)	25	43	177	177	6	111	111	111	111
Jamie Wilkins (95)	26	95	6	6	43	43	43	43	43
Keith Warren (115)	27	115	111	111	111	115	115	115	115
Mark Lumb (8)	28	8	115	131	131	131	131	131	131
David Harness (47)	29	47	131	115	115	76	76	76	76
Richard Seago (111)	30	111	76	76	76	88	88	88	88
Richard Walsh (16)	31	16	88	88	88	8	69	69	69
Joe Smith (88)	32	88	16	8	8	69	46	46	46
Rob Chisholm (76)	33	76	8	69	69	46	8	8	8
Graham Gough (131)	34	131	46	16	46	211	211	211	211
James Flood (46)	35	46	69	46	211	112	112	112	112
David Schofield (112)	36	112	211	211	16	16	16	16	16
Verity Cave (69)	37	69	112	112	112				
John Miller (211)	38	211							

Chief Timekeeper:

Clerk of Course:

Weather & Track: Bright / Dry

Results: www.sportstimingservices.com





Thundersport GB - Round 9

LMB Streetfighters

Oulton Park 2.692 Miles

Race 7

26/06/2010 13:41

Race started at 13:41:35

Lap	Lap Tm	Diff	Time of Day
(95) Jamie Wilkins			
1	1:53.103	+4.999	13:43:33.349
2	1:48.108	+0.004	13:45:21.457
3	1:48.811	+0.707	13:47:10.268
4	1:48.932	+0.828	13:48:59.200
5	1:51.002	+2.898	13:50:50.202
6	1:48.962	+0.858	13:52:39.164
7	1:48.104		13:54:27.268
8	1:49.218	+1.114	13:56:16.486
(34) Chris Matthews			
1	1:55.611	+6.762	13:43:31.124
2	1:50.312	+1.463	13:45:21.436
3	1:49.418	+0.569	13:47:10.854
4	1:48.849		13:48:59.703
5	1:51.565	+2.716	13:50:51.268
6	1:49.006	+0.157	13:52:40.274
7	1:48.996	+0.147	13:54:29.270
8	1:50.983	+2.134	13:56:20.253
(30) Barry Utting			
1	1:57.815	+5.915	13:43:33.433
2	1:51.900		13:45:25.333
3	1:52.413	+0.513	13:47:17.746
4	1:52.494	+0.594	13:49:10.240
5	1:52.550	+0.650	13:51:02.790
6	1:53.969	+2.069	13:52:56.759
7	1:52.765	+0.865	13:54:49.524
8	1:53.036	+1.136	13:56:42.560
(44) Michael Riddle			
1	1:58.528	+6.337	13:43:34.073
2	1:52.191		13:45:26.264
3	1:52.292	+0.101	13:47:18.556
4	1:52.541	+0.350	13:49:11.097
5	1:57.773	+5.582	13:51:08.870
6	1:54.675	+2.484	13:53:03.545
7	1:53.014	+0.823	13:54:56.559
8	1:54.048	+1.857	13:56:50.607
(99) Dave Walker			
1	1:59.858	+8.610	13:43:37.794
2	1:55.682	+4.434	13:45:33.476
3	1:55.376	+4.128	13:47:28.852
4	1:53.749	+2.501	13:49:22.601
5	1:52.744	+1.496	13:51:15.345
6	1:52.722	+1.474	13:53:08.067
7	1:53.148	+1.900	13:55:01.215
8	1:51.248		13:56:52.463
(22) Mark Andrew			
1	1:56.760	+4.433	13:43:32.481
2	1:52.327		13:45:24.808
3	1:52.349	+0.022	13:47:17.157
4	1:56.776	+4.449	13:49:13.933
5	1:58.442	+6.115	13:51:12.375
6	1:56.095	+3.768	13:53:08.470
7	1:54.007	+1.680	13:55:02.477
8	1:54.546	+2.219	13:56:57.023

Lap	Lap Tm	Diff	Time of Day
(77) Nigel Davis			
1	2:01.244	+7.648	13:43:39.604
2	1:55.602	+2.006	13:45:35.206
3	1:55.782	+2.186	13:47:30.988
4	1:54.674	+1.078	13:49:25.662
5	1:53.596		13:51:19.258
6	1:56.258	+2.662	13:53:15.516
7	1:55.045	+1.449	13:55:10.561
8	1:54.357	+0.761	13:57:04.918
(12) Lee Hardy			
1	1:59.921	+5.822	13:43:37.601
2	1:55.729	+1.630	13:45:33.330
3	1:55.470	+1.371	13:47:28.800
4	1:54.099		13:49:22.899
5	1:54.171	+0.072	13:51:17.070
6	1:54.753	+0.654	13:53:11.823
7	1:54.410	+0.311	13:55:06.233
8	1:54.290	+0.191	13:57:00.523
(55) Rob Garland			
1	2:02.396	+8.687	13:43:41.291
2	1:57.316	+3.607	13:45:38.607
3	1:57.302	+3.593	13:47:35.909
4	1:55.393	+1.684	13:49:31.302
5	1:55.246	+1.537	13:51:26.548
6	1:55.699	+1.990	13:53:22.247
7	1:55.974	+2.265	13:55:18.221
8	1:53.709		13:57:11.930
(21) Martin Stanier			
1	1:59.376	+3.873	13:43:37.861
2	1:55.503		13:45:33.364
3	1:56.022	+0.519	13:47:29.386
4	1:55.528	+0.025	13:49:24.914
5	1:56.496	+0.993	13:51:21.410
6	1:58.247	+2.744	13:53:19.657
7	1:58.211	+2.708	13:55:17.868
8	1:56.596	+1.093	13:57:14.464
(4) Stuart Martin			
1	2:03.200	+8.353	13:43:41.990
2	1:56.558	+1.711	13:45:38.548
3	1:56.057	+1.210	13:47:34.605
4	1:54.847		13:49:29.452
5	1:55.802	+0.955	13:51:25.254
6	1:56.722	+1.875	13:53:21.976
7	1:56.038	+1.191	13:55:18.014
8	1:56.914	+2.067	13:57:14.928
(17) Robert Norman			
1	2:03.717	+8.640	13:43:42.111
2	1:56.968	+1.891	13:45:39.079
3	1:57.064	+1.987	13:47:36.143
4	1:55.799	+0.722	13:49:31.942
5	1:55.077		13:51:27.019
6	1:56.395	+1.318	13:53:23.414
7	1:56.538	+1.461	13:55:19.952
8	1:56.804	+1.727	13:57:16.756
(35) Tony Hughes			

Lap	Lap Tm	Diff	Time of Day
(52) Sean Goldsmith			
1	2:01.557	+5.580	13:43:40.181
2	1:59.069	+3.092	13:45:39.250
3	1:58.780	+2.803	13:47:38.030
4	1:56.291	+0.314	13:49:34.321
5	1:55.977		13:51:30.298
6	1:57.288	+1.311	13:53:27.586
7	1:58.785	+2.808	13:55:26.371
8	1:59.174	+3.197	13:57:25.545
(50) Darren Smith			
1	2:05.217	+10.234	13:43:43.088
2	1:56.896	+1.913	13:45:39.984
3	1:57.550	+2.567	13:47:37.534
4	1:55.488	+0.505	13:49:33.022
5	1:54.983		13:51:28.005
6	1:56.666	+1.683	13:53:24.671
7	1:56.262	+1.279	13:55:20.933
8	2:11.219	+16.236	13:57:32.152
(48) Richard Harrison			
1	2:04.653	+6.324	13:43:43.618
2	1:58.329		13:45:41.947
3	1:58.608	+0.279	13:47:40.555
4	1:59.776	+1.447	13:49:40.331
5	1:59.602	+1.273	13:51:39.933
6	2:00.013	+1.684	13:53:39.946
7	2:00.935	+2.606	13:55:40.881
8	2:00.069	+1.740	13:57:40.950
(134) Nick Bousted			
1	2:05.097	+6.172	13:43:44.144
2	1:58.925		13:45:43.069
3	2:00.751	+1.826	13:47:43.820
4	2:00.475	+1.550	13:49:44.295
5	2:00.136	+1.211	13:51:44.431
6	2:00.122	+1.197	13:53:44.553
7	2:02.112	+3.187	13:55:46.665
8	2:02.588	+3.663	13:57:49.253
(7) Duncan MacMillan			
1	2:05.797	+4.611	13:43:45.532
2	2:01.189	+0.003	13:45:46.721
3	2:01.790	+0.604	13:47:48.511
4	2:01.652	+0.466	13:49:50.163
5	2:01.832	+0.646	13:51:51.995
6	2:01.584	+0.398	13:53:53.579
7	2:01.670	+0.484	13:55:55.249
8	2:01.186		13:57:56.435
(5) Mick Everitt			
1	2:05.603	+4.306	13:43:45.282

Chief Timekeeper:

Clerk of Course:

Weather & Track: Bright / Dry

Results: www.sportstimingservices.com





Thundersport GB - Round 9

LMB Streetfighters

Oulton Park 2.692 Miles

Race 7

26/06/2010 13:41

Race started at 13:41:35

Lap	Lap Tm	Diff	Time of Day
2	2:01.812	+0.515	13:45:47.094
3	2:01.924	+0.627	13:47:49.018
4	2:01.938	+0.641	13:49:50.956
5	2:01.590	+0.293	13:51:52.546
6	2:01.297		13:53:53.843
7	2:02.051	+0.754	13:55:55.894
8	2:01.411	+0.114	13:57:57.305

(11) Trevor Fyfe

1	2:08.037	+7.792	13:43:47.951
2	2:03.692	+3.447	13:45:51.643
3	2:02.006	+1.761	13:47:53.649
4	2:02.908	+2.663	13:49:56.557
5	2:01.635	+1.390	13:51:58.192
6	2:00.245		13:53:58.437
7	2:00.809	+0.564	13:55:59.246
8	2:02.660	+2.415	13:58:01.906

(2) Colin Dunstan

1	2:05.461	+4.031	13:43:44.879
2	2:01.430		13:45:46.309
3	2:01.466	+0.036	13:47:47.775
4	2:03.210	+1.780	13:49:50.985
5	2:03.619	+2.189	13:51:54.604
6	2:03.390	+1.960	13:53:57.994
7	2:02.511	+1.081	13:56:00.505
8	2:02.722	+1.292	13:58:03.227

(14) Brad Davey

1	2:07.825	+4.984	13:43:47.734
2	2:04.636	+1.795	13:45:52.370
3	2:03.223	+0.382	13:47:55.593
4	2:03.151	+0.310	13:49:58.744
5	2:02.841		13:52:01.585
6	2:03.135	+0.294	13:54:04.720
7	2:03.529	+0.688	13:56:08.249
8	2:05.757	+2.916	13:58:14.006

(6) Garry Coombes

1	2:09.071	+6.506	13:43:49.231
2	2:05.727	+3.162	13:45:54.958
3	2:05.296	+2.731	13:48:00.254
4	2:04.757	+2.192	13:50:05.011
5	2:03.613	+1.048	13:52:08.624
6	2:02.565		13:54:11.189
7	2:03.142	+0.577	13:56:14.331
8	2:04.598	+2.033	13:58:18.929

(177) Gary Paul

1	2:09.012	+3.894	13:43:48.876
2	2:05.920	+0.802	13:45:54.796
3	2:05.206	+0.088	13:48:00.002
4	2:05.283	+0.165	13:50:05.285
5	2:05.118		13:52:10.403
6	2:05.882	+0.764	13:54:16.285
7	2:05.717	+0.599	13:56:22.002

(111) Richard Seago

1	2:08.840	+3.518	13:43:50.147
2	2:05.433	+0.111	13:45:55.580
3	2:06.592	+1.270	13:48:02.172

4	2:05.440	+0.118	13:50:07.612
5	2:05.322		13:52:12.934
6	2:05.592	+0.270	13:54:18.526
7	2:06.350	+1.028	13:56:24.876

(43) Carl Spencer

1	2:08.456	+2.530	13:43:48.638
2	2:05.926		13:45:54.564
3	2:07.351	+1.425	13:48:01.915
4	2:08.253	+2.327	13:50:10.168
5	2:07.374	+1.448	13:52:17.542
6	2:07.629	+1.703	13:54:25.171
7	2:06.005	+0.079	13:56:31.176

(115) Keith Warren

1	2:10.731	+4.861	13:43:51.192
2	2:07.107	+1.237	13:45:58.299
3	2:05.870		13:48:04.169
4	2:06.430	+0.560	13:50:10.599
5	2:07.431	+1.561	13:52:18.030
6	2:07.583	+1.713	13:54:25.613
7	2:06.123	+0.253	13:56:31.736

(131) Graham Gough

1	2:09.947	+3.945	13:43:51.527
2	2:06.002		13:45:57.529
3	2:06.551	+0.549	13:48:04.080
4	2:06.929	+0.927	13:50:11.009
5	2:07.231	+1.229	13:52:18.240
6	2:07.685	+1.683	13:54:25.925
7	2:06.782	+0.780	13:56:32.707

(76) Rob Chisholm

1	2:12.671	+4.869	13:43:54.214
2	2:07.802		13:46:02.016
3	2:11.577	+3.775	13:48:13.593
4	2:11.233	+3.431	13:50:24.826
5	2:09.439	+1.637	13:52:34.265
6	2:09.010	+1.208	13:54:43.275
7	2:10.724	+2.922	13:56:53.999

(88) Joe Smith

1	2:18.872	+5.229	13:44:00.297
2	2:17.379	+3.736	13:46:17.676
3	2:15.242	+1.599	13:48:32.918
4	2:17.084	+3.441	13:50:50.002
5	2:14.795	+1.152	13:53:04.797
6	2:13.643		13:55:18.440
7	2:15.650	+2.007	13:57:34.090

(69) Verity Cave

1	2:23.317	+9.070	13:44:05.214
2	2:18.769	+4.522	13:46:23.983
3	2:16.333	+2.086	13:48:40.316
4	2:20.720	+6.473	13:51:01.036
5	2:15.913	+1.666	13:53:16.949
6	2:15.214	+0.967	13:55:32.163
7	2:14.247		13:57:46.410

(46) James Flood

1	2:23.418	+8.590	13:44:05.043
---	----------	--------	--------------

2	2:22.637	+7.809	13:46:27.680
3	2:17.064	+2.236	13:48:44.744
4	2:18.247	+3.419	13:51:02.991
5	2:15.366	+0.538	13:53:18.357
6	2:14.828		13:55:33.185
7	2:16.323	+1.495	13:57:49.508

(8) Mark Lumb

1	2:23.267	+5.725	13:44:03.904
2	2:17.542		13:46:21.446
3	2:17.866	+0.324	13:48:39.312
4	2:20.603	+3.061	13:50:59.915
5	2:19.483	+1.941	13:53:19.398
6	2:19.476	+1.934	13:55:38.874
7	2:19.183	+1.641	13:57:58.057

(211) John Miller

1	2:25.359	+6.573	13:44:07.374
2	2:20.940	+2.154	13:46:28.314
3	2:18.786		13:48:47.100
4	2:18.937	+0.151	13:51:06.037
5	2:21.593	+2.807	13:53:27.630
6	2:21.941	+3.155	13:55:49.571
7	2:21.802	+3.016	13:58:11.373

(112) David Schofield

1	2:27.837	+7.007	13:44:09.660
2	2:22.682	+1.852	13:46:32.342
3	2:21.950	+1.120	13:48:54.292
4	2:23.055	+2.225	13:51:17.347
5	2:21.354	+0.524	13:53:38.701
6	2:20.830		13:55:59.531
7	2:22.240	+1.410	13:58:21.771

(16) Richard Walsh

1	2:22.383	+2.154	13:44:03.765
2	2:23.592	+3.363	13:46:27.357
3	2:24.800	+4.571	13:48:52.157
4	2:25.284	+5.055	13:51:17.441
5	2:23.034	+2.805	13:53:40.475
6	2:21.654	+1.425	13:56:02.129
7	2:20.229		13:58:22.358

(19) Thomas Bracken

1	2:04.562	+7.740	13:43:42.829
2	1:56.847	+0.025	13:45:39.676
3	1:56.822		13:47:36.498

Chief Timekeeper:

Clerk of Course:

Weather & Track: Bright / Dry

Results: www.sportstimingservices.com

Printed: 26/06/2010 13:59:50





Thundersport GB - Round 9

Sorted on Laps

LMB Streetfighters

Oulton Park 2.692 Miles

Race 15

26/06/2010 16:48

Race started at 16:48:18

Pos	No.	Name	Class	Make	Model	Laps	Total Tm	Diff	Best Tm	Best Spd	In Lap
1	34	Chris Matthews	Streetfighter A	Suzuki	750 A	8	14:32.610		1:47.839	89.867	3
2	95	Jamie Wilkins	Streetfighter A	Suzuki	750 A	8	14:39.264	6.654	1:47.626	90.045	7
3	30	Barry Utting	Streetfighter B	Honda	600 B	8	15:06.757	34.147	1:51.588	86.848	8
4	99	Dave Walker	Streetfighter B	Honda	600 B	8	15:07.585	34.975	1:51.368	87.020	8
5	44	Michael Riddle	Streetfighter A	Kawasaki	636 A	8	15:20.621	48.011	1:51.763	86.712	3
6	21	Martin Stanier	Streetfighter B	Honda	600 B	8	15:32.609	59.999	1:54.439	84.684	3
7	50	Darren Smith	Streetfighter B	Honda	600 B	8	15:34.022	1:01.412	1:54.818	84.405	8
8	77	Nigel Davis	Streetfighter B	Yamaha	600 B	8	15:34.285	1:01.675	1:54.594	84.570	8
9	55	Rob Garland	Streetfighter A	Honda	1000 A	8	15:40.884	1:08.274	1:54.400	84.713	7
10	17	Robert Norman	Streetfighter B	Honda	600 B	8	15:43.402	1:10.792	1:55.870	83.639	7
11	35	Tony Hughes	Streetfighter C	KTM	660 C	8	15:47.008	1:14.398	1:56.192	83.407	5
12	52	Sean Goldsmith	Streetfighter C	KTM	690 C	8	15:47.954	1:15.344	1:56.698	83.045	4
13	12	Lee Hardy	Streetfighter A	Aprilia	1000 A	8	15:48.353	1:15.743	1:55.137	84.171	3
14	48	Richard Harrison	Streetfighter B	Honda	600 B	8	16:03.364	1:30.754	1:57.597	82.410	2
15	7	Duncan MacMillan	Streetfighter C	KTM	690 C	8	16:14.840	1:42.230	1:59.943	80.798	6
16	134	Nick Bousted	Streetfighter C	Ducati	620 C	8	16:15.086	1:42.476	1:59.840	80.868	5
17	5	Mick Everitt	Streetfighter C	KTM	660 C	8	16:16.871	1:44.261	1:59.916	80.817	3
18	14	Brad Davey	Streetfighter C	Aprilia	450 C	8	16:35.053	2:02.443	2:02.753	78.949	3
19	43	Carl Spencer	Streetfighter B	Honda	600 B	7	14:41.437	1 Lap	2:02.802	78.917	7
20	111	Richard Seago	Streetfighter C	KTM	660 C	7	14:43.102	1 Lap	2:04.372	77.921	2
21	177	Gary Paul	Streetfighter C	Honda	450 C	7	14:43.538	1 Lap	2:04.322	77.952	3
22	11	Trevor Fyfe	Streetfighter B	Honda	600 B	7	14:54.747	1 Lap	2:01.888	79.509	7
23	115	Keith Warren	Streetfighter C	Kawasaki	476 C	7	14:56.038	1 Lap	2:06.009	76.909	3
24	131	Graham Gough	Streetfighter C	Honda	500	7	15:05.313	1 Lap	2:07.542	75.984	3
25	76	Rob Chisholm	Streetfighter C	Honda	500 C	7	15:24.887	1 Lap	2:09.648	74.750	4
26	69	Verity Cave	Streetfighter C	Honda	500 C	7	15:45.562	1 Lap	2:12.457	73.165	7
27	8	Mark Lumb	Streetfighter B	Ducati	900 B	7	16:07.960	1 Lap	2:15.959	71.280	7
28	88	Joe Smith	Streetfighter C	Honda	500	7	16:08.173	1 Lap	2:16.137	71.187	7
29	46	James Flood	Streetfighter C	KTM	660 C	7	16:33.383	1 Lap	2:16.445	71.026	7
30	112	David Schofield	Streetfighter C	Honda	500	7	16:35.247	1 Lap	2:18.618	69.913	7

Not classified ()

4	Stuart Martin	Streetfighter B	Honda	600 B	5	9:43.403	DNF	1:54.162	84.890	4
2	Colin Dunstan	Streetfighter B	Honda	600 B	5	10:18.956	DNF	2:00.326	80.541	4
6	Garry Coombes	Streetfighter C	Aprilia	550 C	1	2:15.655	DNF	2:10.304	74.374	1
22	Mark Andrew	Streetfighter A	Suzuki	750 A		0.131	DNF	-	-	0
211	John Miller	Streetfighter C	Honda	500		7.168	DNF	-	-	0

Announcements

No.55 - 10 Second Penalty added - JUMP START

Margin of Victory	Avg. Speed	Best Lap Tm	Best Spd	Best Lap by
6.654	88.848	1:47.626	90.045	95 - Jamie Wilkins

Chief Timekeeper:

Clerk of Course:

Weather & Track: Bright / Dry

Results: www.sportstiming.com





Thundersport GB - Round 9

Lapchart

LMB Streetfighters

Oulton Park 2.692 Miles

Race 15

26/06/2010 16:48

Race started at 16:48:18

Competitors	Laps									
	0	1	2	3	4	5	6	7	8	
Barry Utting (30)	1	30	34	34	34	34	34	34	34	34
Michael Riddle (44)	2	44	95	95	95	95	95	95	95	95
Chris Matthews (34)	3	34	30	30	99	99	30	30	30	30
Mark Andrew (22)	4	22	99	99	30	30	99	99	99	99
Darren Smith (50)	5	50	55	44	44	44	44	44	44	44
Dave Walker (99)	6	99	21	55	21	21	4	21	21	55
Robert Norman (17)	7	17	44	21	55	4	21	55	55	21
Lee Hardy (12)	8	12	50	50	77	55	55	50	50	50
Nigel Davis (77)	9	77	77	77	4	77	77	77	77	77
Rob Garland (55)	10	55	12	4	50	50	50	17	17	17
Martin Stanier (21)	11	21	4	12	12	17	17	52	52	35
Sean Goldsmith (52)	12	52	52	17	17	52	52	35	35	52
Stuart Martin (4)	13	4	17	52	52	12	35	12	12	12
Richard Harrison (48)	14	48	48	48	48	35	12	48	48	48
Nick Bousted (134)	15	134	134	35	35	48	48	7	7	7
Duncan MacMillan (7)	16	7	35	134	7	7	134	134	134	134
Mick Everitt (5)	17	5	7	7	134	134	7	5	5	5
Tony Hughes (35)	18	35	177	5	5	5	5	14	14	14
Colin Dunstan (2)	19	2	5	14	14	2	2	111	43	
Gary Paul (177)	20	177	14	177	2	14	14	177	111	
Brad Davey (14)	21	14	11	11	177	177	177	43	177	
Trevor Fyfe (11)	22	11	43	2	111	111	111	115	11	
Carl Spencer (43)	23	43	2	111	43	43	43	11	115	
Richard Seago (111)	24	111	111	43	115	115	115	131	131	
Keith Warren (115)	25	115	6	115	131	131	131	76	76	
Garry Coombes (6)	26	6	131	131	11	11	11	69	69	
Jamie Wilkins (95)	27	95	115	76	76	76	76	8	8	
Mark Lumb (8)	28	8	76	69	69	69	69	88	88	
Verity Cave (69)	29	69	88	88	88	8	8	112	46	
Graham Gough (131)	30	131	69	8	8	88	88	46	112	
Rob Chisholm (76)	31	76	8	46	46	46	112			
Joe Smith (88)	32	88	112	112	112	112	46			
David Schofield (112)	33	112	46							
John Miller (211)	34	211								
James Flood (46)	35	46								

Chief Timekeeper:

Clerk of Course:

Weather & Track: Bright / Dry

Results: www.sportstimingservices.com

Printed: 26/06/2010 17:06:13





Thundersport GB - Round 9

LMB Streetfighters

Oulton Park 2.692 Miles

Race 15

26/06/2010 16:48

Race started at 16:48:18

Lap	Lap Tm	Diff	Time of Day
(34) Chris Matthews			
1	1:54.189	+6.350	16:50:13.219
2	1:48.487	+0.648	16:52:01.706
3	1:47.839		16:53:49.545
4	1:48.190	+0.351	16:55:37.735
5	1:48.787	+0.948	16:57:26.522
6	1:47.997	+0.158	16:59:14.519
7	1:48.262	+0.423	17:01:02.781
8	1:48.800	+0.961	17:02:51.581

(95) Jamie Wilkins			
1	1:54.974	+7.348	16:50:19.333
2	1:49.504	+1.878	16:52:08.837
3	1:48.647	+1.021	16:53:57.484
4	1:47.705	+0.079	16:55:45.189
5	1:48.772	+1.146	16:57:33.961
6	1:47.750	+0.124	16:59:21.711
7	1:47.626		17:01:09.337
8	1:48.898	+1.272	17:02:58.235

(30) Barry Utting			
1	2:01.127	+9.539	16:50:20.098
2	1:52.226	+0.638	16:52:12.324
3	1:52.021	+0.433	16:54:04.345
4	1:52.546	+0.958	16:55:56.891
5	1:52.675	+1.087	16:57:49.566
6	1:52.027	+0.439	16:59:41.593
7	1:52.547	+0.959	17:01:34.140
8	1:51.588		17:03:25.728

(99) Dave Walker			
1	1:58.897	+7.529	16:50:20.800
2	1:51.625	+0.257	16:52:12.425
3	1:51.692	+0.324	16:54:04.117
4	1:52.621	+1.253	16:55:56.738
5	1:53.073	+1.705	16:57:49.811
6	1:52.637	+1.269	16:59:42.448
7	1:52.740	+1.372	17:01:35.188
8	1:51.368		17:03:26.556

(44) Michael Riddle			
1	2:02.365	+10.602	16:50:21.379
2	1:55.687	+3.924	16:52:17.066
3	1:51.763		16:54:08.829
4	1:53.287	+1.524	16:56:02.116
5	1:53.414	+1.651	16:57:55.530
6	1:55.017	+3.254	16:59:50.547
7	1:54.064	+2.301	17:01:44.611
8	1:54.981	+3.218	17:03:39.592

(21) Martin Stanier			
1	1:58.713	+4.274	16:50:21.335
2	1:56.091	+1.652	16:52:17.426
3	1:54.439		16:54:11.865
4	1:55.119	+0.680	16:56:06.984
5	1:55.545	+1.106	16:58:02.529
6	1:56.501	+2.062	16:59:59.030
7	1:55.828	+1.389	17:01:54.858
8	1:56.722	+2.283	17:03:51.580

Lap	Lap Tm	Diff	Time of Day
(50) Darren Smith			
1	2:00.496	+5.678	16:50:22.248
2	1:55.760	+0.942	16:52:18.008
3	1:55.838	+1.020	16:54:13.846
4	1:56.436	+1.618	16:56:10.282
5	1:54.915	+0.097	16:58:05.197
6	1:56.728	+1.910	17:00:01.925
7	1:56.250	+1.432	17:01:58.175
8	1:54.818		17:03:52.993

(77) Nigel Davis			
1	2:00.583	+5.989	16:50:22.784
2	1:55.583	+0.989	16:52:18.367
3	1:54.866	+0.272	16:54:13.233
4	1:56.028	+1.434	16:56:09.261
5	1:55.602	+1.008	16:58:04.863
6	1:57.734	+3.140	17:00:02.597
7	1:56.065	+1.471	17:01:58.662
8	1:54.594		17:03:53.256

(55) Rob Garland			
1	1:58.447	+4.047	16:50:20.967
2	1:56.253	+1.853	16:52:17.220
3	1:55.104	+0.704	16:54:12.324
4	1:55.590	+1.190	16:56:07.914
5	1:55.237	+0.837	16:58:03.151
6	1:57.428	+3.028	17:00:00.579
7	1:54.400		17:01:54.979
8	1:54.876	+0.476	17:03:49.855

(17) Robert Norman			
1	2:03.311	+7.441	16:50:25.458
2	1:57.555	+1.685	16:52:23.013
3	1:57.051	+1.181	16:54:20.064
4	1:57.178	+1.308	16:56:17.242
5	1:56.297	+0.427	16:58:13.539
6	1:56.098	+0.228	17:00:09.637
7	1:55.870		17:02:05.507
8	1:56.866	+0.996	17:04:02.373

(35) Tony Hughes			
1	2:03.577	+7.385	16:50:27.210
2	1:57.934	+1.742	16:52:25.144
3	1:57.892	+1.700	16:54:23.036
4	1:56.669	+0.477	16:56:19.705
5	1:56.192		16:58:15.897
6	1:56.690	+0.498	17:00:12.587
7	1:57.149	+0.957	17:02:09.736
8	1:56.243	+0.051	17:04:05.979

(52) Sean Goldsmith			
1	2:02.236	+5.538	16:50:25.091
2	1:58.220	+1.522	16:52:23.311
3	1:57.677	+0.979	16:54:20.988
4	1:56.698		16:56:17.686
5	1:57.127	+0.429	16:58:14.813
6	1:57.596	+0.898	17:00:12.409
7	1:57.111	+0.413	17:02:09.520
8	1:57.405	+0.707	17:04:06.925

(12) Lee Hardy			
-----------------------	--	--	--

Lap	Lap Tm	Diff	Time of Day
1	2:01.278	+6.141	16:50:23.445
2	1:55.676	+0.539	16:52:19.121
3	1:55.137		16:54:14.258
4	2:05.180	+10.043	16:56:19.438
5	1:58.540	+3.403	16:58:17.978
6	1:56.429	+1.292	17:00:14.407
7	1:56.629	+1.492	17:02:11.036
8	1:56.288	+1.151	17:04:07.324

(48) Richard Harrison			
1	2:03.187	+5.590	16:50:26.185
2	1:57.597		16:52:23.782
3	1:59.117	+1.520	16:54:22.899
4	1:59.015	+1.418	16:56:21.914
5	1:59.055	+1.458	16:58:20.969
6	2:01.298	+3.701	17:00:22.267
7	2:00.208	+2.611	17:02:22.475
8	1:59.860	+2.263	17:04:22.335

(7) Duncan MacMillan			
1	2:05.261	+5.318	16:50:28.751
2	2:00.529	+0.586	16:52:29.280
3	2:01.544	+1.601	16:54:30.824
4	2:01.086	+1.143	16:56:31.910
5	2:01.200	+1.257	16:58:33.110
6	1:59.943		17:00:33.053
7	2:00.430	+0.487	17:02:33.483
8	2:00.328	+0.385	17:04:33.811

(134) Nick Bousted			
1	2:04.085	+4.245	16:50:27.172
2	2:01.586	+1.746	16:52:28.758
3	2:02.307	+2.467	16:54:31.065
4	2:00.960	+1.120	16:56:32.025
5	1:59.840		16:58:31.865
6	2:01.367	+1.527	17:00:33.232
7	2:00.475	+0.635	17:02:33.707
8	2:00.350	+0.510	17:04:34.057

(5) Mick Everitt			
1	2:07.581	+7.665	16:50:31.160
2	2:00.234	+0.318	16:52:31.394
3	1:59.916		16:54:31.310
4	2:01.205	+1.289	16:56:32.515
5	2:00.912	+0.996	16:58:33.427
6	2:00.317	+0.401	17:00:33.744
7	2:01.173	+1.257	17:02:34.917
8	2:00.925	+1.009	17:04:35.842

(14) Brad Davey			
1	2:07.660	+4.907	16:50:31.537
2	2:02.886	+0.133	16:52:34.423
3	2:02.753		16:54:37.176
4	2:03.061	+0.308	16:56:40.237
5	2:02.919	+0.166	16:58:43.156
6	2:03.423	+0.670	17:00:46.579
7	2:03.527	+0.774	17:02:50.106
8	2:03.918	+1.165	17:04:54.024

(43) Carl Spencer			
1	2:08.263	+5.461	16:50:32.571

Chief Timekeeper:


Clerk of Course:

Weather & Track: Bright / Dry

Results: www.sportstimingservices.com

Printed: 26/06/2010 17:05:55





Thundersport GB - Round 9

LMB Streetfighters

Oulton Park 2.692 Miles

Race 15

26/06/2010 16:48

Race started at 16:48:18

Lap	Lap Tm	Diff	Time of Day
2	2:06.082	+3.280	16:52:38.653
3	2:05.086	+2.284	16:54:43.739
4	2:06.046	+3.244	16:56:49.785
5	2:03.630	+0.828	16:58:53.415
6	2:04.191	+1.389	17:00:57.606
7	2:02.802		17:03:00.408

(111) Richard Seago

1	2:09.582	+5.210	16:50:33.898
2	2:04.372		16:52:38.270
3	2:04.740	+0.368	16:54:43.010
4	2:04.632	+0.260	16:56:47.642
5	2:04.472	+0.100	16:58:52.114
6	2:04.977	+0.605	17:00:57.091
7	2:04.982	+0.610	17:03:02.073

(177) Gary Paul

1	2:06.367	+2.045	16:50:30.199
2	2:04.536	+0.214	16:52:34.735
3	2:04.322		16:54:39.057
4	2:05.849	+1.527	16:56:44.906
5	2:06.277	+1.955	16:58:51.183
6	2:06.280	+1.958	17:00:57.463
7	2:05.046	+0.724	17:03:02.509

(11) Trevor Fyfe

1	2:07.937	+6.049	16:50:32.227
2	2:02.593	+0.705	16:52:34.820
3	2:24.767	+22.879	16:54:59.587
4	2:05.073	+3.185	16:57:04.660
5	2:03.609	+1.721	16:59:08.269
6	2:03.561	+1.673	17:01:11.830
7	2:01.888		17:03:13.718

(115) Keith Warren

1	2:12.139	+6.130	16:50:36.461
2	2:07.046	+1.037	16:52:43.507
3	2:06.009		16:54:49.516
4	2:06.727	+0.718	16:56:56.243
5	2:06.202	+0.193	16:59:02.445
6	2:06.072	+0.063	17:01:08.517
7	2:06.492	+0.483	17:03:15.009

(131) Graham Gough

1	2:10.877	+3.335	16:50:36.140
2	2:08.009	+0.467	16:52:44.149
3	2:07.542		16:54:51.691
4	2:08.100	+0.558	16:56:59.791
5	2:08.472	+0.930	16:59:08.263
6	2:08.079	+0.537	17:01:16.342
7	2:07.942	+0.400	17:03:24.284

(76) Rob Chisholm

1	2:14.486	+4.838	16:50:39.832
2	2:10.737	+1.089	16:52:50.569
3	2:10.863	+1.215	16:55:01.432
4	2:09.648		16:57:11.080
5	2:10.572	+0.924	16:59:21.652
6	2:10.329	+0.681	17:01:31.981
7	2:11.877	+2.229	17:03:43.858

Lap	Lap Tm	Diff	Time of Day
(69) Verity Cave			
1	2:18.818	+6.361	16:50:44.068
2	2:12.948	+0.491	16:52:57.016
3	2:14.761	+2.304	16:55:11.777
4	2:14.496	+2.039	16:57:26.273
5	2:13.100	+0.643	16:59:39.373
6	2:12.703	+0.246	17:01:52.076
7	2:12.457		17:04:04.533

(8) Mark Lumb

1	2:21.152	+5.193	16:50:45.860
2	2:17.907	+1.948	16:53:03.767
3	2:16.483	+0.524	16:55:20.250
4	2:16.822	+0.863	16:57:37.072
5	2:16.997	+1.038	16:59:54.069
6	2:16.903	+0.944	17:02:10.972
7	2:15.959		17:04:26.931

(88) Joe Smith

1	2:18.375	+2.238	16:50:43.985
2	2:17.446	+1.309	16:53:01.431
3	2:17.111	+0.974	16:55:18.542
4	2:18.615	+2.478	16:57:37.157
5	2:16.994	+0.857	16:59:54.151
6	2:16.856	+0.719	17:02:11.007
7	2:16.137		17:04:27.144

(46) James Flood

1	2:22.639	+6.194	16:50:52.050
2	2:19.160	+2.715	16:53:11.210
3	2:20.815	+4.370	16:55:32.025
4	2:20.136	+3.691	16:57:52.161
5	2:24.226	+7.781	17:00:16.387
6	2:19.522	+3.077	17:02:35.909
7	2:16.445		17:04:52.354

(112) David Schofield

1	2:23.952	+5.334	16:50:50.036
2	2:21.914	+3.296	16:53:11.950
3	2:21.059	+2.441	16:55:33.009
4	2:20.321	+1.703	16:57:53.330
5	2:22.499	+3.881	17:00:15.829
6	2:19.771	+1.153	17:02:35.600
7	2:18.618		17:04:54.218

(4) Stuart Martin

1	2:00.904	+6.742	16:50:23.836
2	1:55.106	+0.944	16:52:18.942
3	1:54.573	+0.411	16:54:13.515
4	1:54.162		16:56:07.677
5	1:54.697	+0.535	16:58:02.374

(2) Colin Dunstan

1	2:09.095	+8.769	16:50:32.849
2	2:02.074	+1.748	16:52:34.923
3	2:02.265	+1.939	16:54:37.188
4	2:00.326		16:56:37.514
5	2:00.413	+0.087	16:58:37.927

(6) Garry Coombes

1	2:10.304		16:50:34.626
---	-----------------	--	--------------

Chief Timekeeper:

Clerk of Course:

Weather & Track: Bright / Dry

Results: www.sportstimingservices.com

Printed: 26/06/2010 17:05:55





Thundersport GB - Round 9

Sorted on Best Lap time

Termignoni Superstock 600

Oulton Park 2.692 Miles

Qualifying

25/06/2010 16:17

Practice started at 16:19:23

Pos	No.	Name	Class	Make	Model	Best Tm	In Lap	Diff	2nd Best	2nd Lap
1	81	Luke Stapleford	Superstock 600	Kawasaki	600	1:44.554	4		1:44.777	2
2	12	Jordan Thompson	Superstock 600	Triumph	675	1:44.936	6	0.382	1:45.338	4
3	44	David Pearce	Superstock 600	Kawasaki	600	1:45.405	4	0.851	1:45.723	3
4	8	Marc Hughes	Superstock 600	Yamaha	600	1:45.641	3	1.087	1:47.922	2
5	138	Niall Campbell	Superstock 600	Yamaha	600	1:46.048	8	1.494	1:46.613	7
6	143	Seb Bulpin	Superstock 600	Yamaha	600	1:46.197	8	1.643	1:46.498	2
7	23	Erol Ahmet	Superstock 600	Yamaha	600	1:46.816	3	2.262	1:47.165	7
8	24	Mark Newland	Superstock 600	Yamaha	600	1:46.875	5	2.321	1:47.196	6
9	31	Greg James	Superstock 600	Kawasaki	600	1:47.462	5	2.908	1:47.902	7
10	22	Luke Tansley	Superstock 600	Kawasaki	600	1:47.591	5	3.037	1:47.714	3
11	47	Nick Anderson	Superstock 600	Yamaha	600	1:47.779	3	3.225	1:47.805	6
12	67	Ross Humphries	Superstock 600	Yamaha	600	1:48.821	6	4.267	1:49.168	5
13	17	Adam Robinson	Superstock 600	Triumph	675	1:48.829	7	4.275	1:49.101	6
14	48	Scott Wilson	Superstock 600	Kawasaki	600	1:48.912	3	4.358	1:49.399	6
15	9	Dean Pearce	Superstock 600	Triumph	675	1:49.028	5	4.474	1:49.303	7
16	7	Jodie Chalk	Superstock 600	Triumph	675	1:49.323	7	4.769	1:50.633	8
17	26	Daniel Taylor	Superstock 600	Yamaha	600	1:49.762	4	5.208	1:50.459	3
18	94	Chaz Beale	Superstock 600	Yamaha	600	1:49.899	5	5.345	1:50.348	4
19	35	Matthew Shellcock	Superstock 600	Honda	600	1:50.045	8	5.491	1:51.803	6
20	131	Greg Scanlan	Superstock 600	Yamaha	600	1:50.951	4	6.397	1:51.231	5
21	196	Jamie Harris	Superstock 600	Yamaha	600	1:51.071	3	6.517	1:51.690	4
22	41	Stewart Bradford	Superstock 600	Suzuki	600	1:51.456	6	6.902	1:51.479	8
23	96	Callum O'Shea	Superstock 600	Honda	600	1:52.421	7	7.867	1:52.426	8
24	73	David Brook	Superstock 600	Yamaha	600	1:52.542	6	7.988	1:53.038	4
25	117	Andrew Dudgeon	Superstock 600	Kawasaki	600	1:56.871	3	12.317	1:57.311	6
26	84	John Coleman	Superstock 600	Yamaha	600	1:58.027	5	13.473	1:58.610	4
27	3	Richie Gelder	Superstock 600	Suzuki	650	1:59.903	4	15.349	2:00.827	3
28	2	John Quail	Superstock 600	Suzuki	600	2:04.019	6	19.465	2:04.058	7

Announcements

No 143 & 48 - Lap 4 disallowed - cutting chicane

No 143 - Lap 6 disallowed - cutting chicane

Chief Timekeeper:

Clerk of Course:

Weather & Track: Bright / Dry

Results: www.sportstimingservices.com





Thundersport GB - Round 9


Termignoni Superstock 600

Oulton Park 2.692 Miles

Race 8 & 16

26/06/2010

Race



POLE POSITION

	1	2	3	4
1	81	12	44	8
2	138	143	23	24
3	31	22	47	67
4	17	48	9	7
5	26	94	35	131
6	196	41	96	73
7	117	84	3	2

Chief Timekeeper:

Clerk of Course:

Weather & Track: Bright / Dry

Results: www.sportstimingservices.com

Printed: 25/06/2010 16:35:36





Thundersport GB - Round 9

Sorted on Laps

Termignoni Superstock 600

Oulton Park 2.692 Miles

Race 8

26/06/2010 14:13

Race started at 14:13:57

Pos	No.	Name	Class	Make	Model	Laps	Total Tm	Diff	Best Tm	Best Spd	In Lap
1	81	Luke Stapleford	Superstock 600	Kawasaki	600	6	10:30.601		1:43.398	93.727	2
2	12	Jordan Thompson	Superstock 600	Triumph	675	6	10:35.769	5.168	1:44.303	92.914	6
3	143	Seb Bulpin	Superstock 600	Yamaha	600	6	10:36.017	5.416	1:44.931	92.358	4
4	44	David Pearce	Superstock 600	Kawasaki	600	6	10:36.933	6.332	1:45.170	92.148	5
5	8	Marc Hughes	Superstock 600	Yamaha	600	6	10:37.045	6.444	1:45.099	92.210	5
6	138	Niall Campbell	Superstock 600	Yamaha	600	6	10:41.834	11.233	1:45.707	91.680	3
7	22	Luke Tansley	Superstock 600	Kawasaki	600	6	10:49.036	18.435	1:46.578	90.931	2
8	47	Nick Anderson	Superstock 600	Yamaha	600	6	10:50.172	19.571	1:45.761	91.633	5
9	67	Ross Humphries	Superstock 600	Yamaha	600	6	10:52.066	21.465	1:47.242	90.368	6
10	48	Scott Wilson	Superstock 600	Kawasaki	600	6	10:54.456	23.855	1:47.079	90.505	4
11	31	Greg James	Superstock 600	Kawasaki	600	6	10:54.939	24.338	1:47.557	90.103	4
12	196	Jamie Harris	Superstock 600	Yamaha	600	6	10:59.910	29.309	1:48.642	89.203	5
13	94	Chaz Beale	Superstock 600	Yamaha	600	6	11:00.276	29.675	1:47.689	89.992	5
14	7	Jodie Chalk	Superstock 600	Triumph	675	6	11:00.316	29.715	1:48.634	89.210	5
15	9	Dean Pearce	Superstock 600	Triumph	675	6	11:04.175	33.574	1:49.018	88.895	4
16	35	Matthew Shellcock	Superstock 600	Honda	600	6	11:07.272	36.671	1:49.071	88.852	5
17	26	Daniel Taylor	Superstock 600	Yamaha	600	6	11:07.735	37.134	1:49.396	88.588	3
18	17	Adam Robinson	Superstock 600	Triumph	675	6	11:07.928	37.327	1:47.961	89.766	5
19	131	Greg Scanlan	Superstock 600	Yamaha	600	6	11:15.410	44.809	1:50.883	87.400	3
20	41	Stewart Bradford	Superstock 600	Suzuki	600	6	11:15.485	44.884	1:50.220	87.926	5
21	96	Callum O'Shea	Superstock 600	Honda	600	6	11:25.996	55.395	1:52.453	86.180	2
22	117	Andrew Dudgeon	Superstock 600	Kawasaki	600	6	11:44.188	1:13.587	1:55.193	84.130	2
23	84	John Coleman	Superstock 600	Yamaha	600	6	11:55.135	1:24.534	1:57.643	82.378	2
24	3	Richie Gelder	Superstock 600	Suzuki	650	6	11:56.121	1:25.520	1:57.788	82.277	2
25	2	John Quail	Superstock 600	Suzuki	600	6	12:13.483	1:42.882	1:59.688	80.971	6
Not classified ()											
	73	David Brook	Superstock 600	Yamaha	600		3.253	DNF		-	0

Margin of Victory	Avg. Speed	Best Lap Tm	Best Spd	Best Lap by
5.168	92.209	1:43.398	93.727	81 - Luke Stapleford

Chief Timekeeper:

Clerk of Course:

Weather & Track: Bright / Dry

Results: www.sportstiming.com





Thundersport GB - Round 9

Lapchart

Termignoni Superstock 600

Oulton Park 2.692 Miles

Race 8

26/06/2010 14:13

Race started at 14:13:57

Competitors	Laps						
	0	1	2	3	4	5	6
Luke Stapleford (81)	1	81	81	81	81	81	81
Jordan Thompson (12)	2	12	8	8	44	143	143
David Pearce (44)	3	44	44	44	143	44	44
Marc Hughes (8)	4	8	143	143	8	12	12
Seb Bulpin (143)	5	143	12	12	12	8	8
Niall Campbell (138)	6	138	138	138	138	138	138
Luke Tansley (22)	7	22	22	22	22	22	22
Greg James (31)	8	31	67	67	67	67	47
Ross Humphries (67)	9	67	47	47	47	47	67
Nick Anderson (47)	10	47	31	31	31	31	48
Dean Pearce (9)	11	9	7	48	48	48	31
Jodie Chalk (7)	12	7	196	196	196	196	196
Adam Robinson (17)	13	17	48	7	7	7	94
Scott Wilson (48)	14	48	9	9	9	9	94
Daniel Taylor (26)	15	26	131	94	94	94	9
Greg Scanlan (131)	16	131	94	35	35	26	35
Matthew Shellcock (35)	17	35	35	26	26	35	26
Jamie Harris (196)	18	196	26	131	131	17	17
Chaz Beale (94)	19	94	17	17	17	131	131
Stewart Bradford (41)	20	41	41	41	41	41	41
Callum O'Shea (96)	21	96	96	96	96	96	96
John Coleman (84)	22	84	84	117	117	117	117
David Brook (73)	23	73	117	84	84	84	84
Richie Gelder (3)	24	3	3	3	3	3	3
John Quail (2)	25	2	2	2	2	2	2
Andrew Dudgeon (117)	26	117					

Chief Timekeeper:

Clerk of Course:

Weather & Track: Bright / Dry

Results: www.sportstimingservices.com

Printed: 26/06/2010 14:27:36





Thundersport GB - Round 9

Termignoni Superstock 600

Oulton Park 2.692 Miles

Race 8

26/06/2010 14:13

Race started at 14:13:57

Lap	Lap Tm	Diff	Time of Day
(81) Luke Stapleford			
1	1:48.913	+5.515	14:15:46.745
2	1:43.398		14:17:30.143
3	1:43.659	+0.261	14:19:13.802
4	1:44.530	+1.132	14:20:58.332
5	1:44.767	+1.369	14:22:43.099
6	1:45.334	+1.936	14:24:28.433
(12) Jordan Thompson			
1	1:50.475	+6.172	14:15:48.534
2	1:45.360	+1.057	14:17:33.894
3	1:45.344	+1.041	14:19:19.238
4	1:45.008	+0.705	14:21:04.246
5	1:45.052	+0.749	14:22:49.298
6	1:44.303		14:24:33.601
(143) Seb Bulpin			
1	1:49.571	+4.640	14:15:48.376
2	1:45.284	+0.353	14:17:33.660
3	1:45.365	+0.434	14:19:19.025
4	1:44.931		14:21:03.956
5	1:44.937	+0.006	14:22:48.893
6	1:44.956	+0.025	14:24:33.849
(44) David Pearce			
1	1:50.133	+4.963	14:15:48.194
2	1:45.238	+0.068	14:17:33.432
3	1:45.241	+0.071	14:19:18.673
4	1:45.383	+0.213	14:21:04.056
5	1:45.170		14:22:49.226
6	1:45.539	+0.369	14:24:34.765
(8) Marc Hughes			
1	1:49.551	+4.452	14:15:47.634
2	1:45.222	+0.123	14:17:32.856
3	1:46.270	+1.171	14:19:19.126
4	1:45.502	+0.403	14:21:04.628
5	1:45.099		14:22:49.727
6	1:45.150	+0.051	14:24:34.877
(138) Niall Campbell			
1	1:50.002	+4.295	14:15:48.929
2	1:45.709	+0.002	14:17:34.638
3	1:45.707		14:19:20.345
4	1:45.941	+0.234	14:21:06.286
5	1:46.342	+0.635	14:22:52.628
6	1:47.038	+1.331	14:24:39.666
(22) Luke Tansley			
1	1:50.359	+3.781	14:15:49.815
2	1:46.578		14:17:36.393
3	1:46.787	+0.209	14:19:23.180
4	1:47.581	+1.003	14:21:10.761
5	1:47.819	+1.241	14:22:58.580
6	1:48.288	+1.710	14:24:46.868
(47) Nick Anderson			
1	1:52.296	+6.535	14:15:51.994
2	1:47.926	+2.165	14:17:39.920
3	1:47.669	+1.908	14:19:27.589

Lap	Lap Tm	Diff	Time of Day
4	1:47.411	+1.650	14:21:15.000
5	1:45.761		14:23:00.761
6	1:47.243	+1.482	14:24:48.004
(67) Ross Humphries			
1	1:50.976	+3.734	14:15:50.672
2	1:47.535	+0.293	14:17:38.207
3	1:48.041	+0.799	14:19:26.248
4	1:48.282	+1.040	14:21:14.530
5	1:48.126	+0.884	14:23:02.656
6	1:47.242		14:24:49.898
(48) Scott Wilson			
1	1:53.124	+6.045	14:15:53.273
2	1:48.325	+1.246	14:17:41.598
3	1:48.228	+1.149	14:19:29.826
4	1:47.079		14:21:16.905
5	1:47.615	+0.536	14:23:04.520
6	1:47.768	+0.689	14:24:52.288
(31) Greg James			
1	1:52.501	+4.944	14:15:52.102
2	1:48.255	+0.698	14:17:40.357
3	1:48.070	+0.513	14:19:28.427
4	1:47.557		14:21:15.984
5	1:48.252	+0.695	14:23:04.236
6	1:48.535	+0.978	14:24:52.771
(196) Jamie Harris			
1	1:52.545	+3.903	14:15:53.088
2	1:49.185	+0.543	14:17:42.273
3	1:48.879	+0.237	14:19:31.152
4	1:49.135	+0.493	14:21:20.287
5	1:48.642		14:23:08.929
6	1:48.813	+0.171	14:24:57.742
(94) Chaz Beale			
1	1:54.527	+6.838	14:15:55.206
2	1:49.816	+2.127	14:17:45.022
3	1:48.056	+0.367	14:19:33.078
4	1:49.060	+1.371	14:21:22.138
5	1:47.689		14:23:09.827
6	1:48.281	+0.592	14:24:58.108
(7) Jodie Chalk			
1	1:52.513	+3.879	14:15:52.433
2	1:50.121	+1.487	14:17:42.554
3	1:48.916	+0.282	14:19:31.470
4	1:49.113	+0.479	14:21:20.583
5	1:48.634		14:23:09.217
6	1:48.931	+0.297	14:24:58.148
(9) Dean Pearce			
1	1:54.348	+5.330	14:15:54.255
2	1:49.447	+0.429	14:17:43.702
3	1:49.315	+0.297	14:19:33.017
4	1:49.018		14:21:22.035
5	1:50.050	+1.032	14:23:12.085
6	1:49.922	+0.904	14:25:02.007
(35) Matthew Shellcock			

Lap	Lap Tm	Diff	Time of Day
1	1:55.218	+6.147	14:15:55.739
2	1:49.915	+0.844	14:17:45.654
3	1:49.744	+0.673	14:19:35.398
4	1:50.366	+1.295	14:21:25.764
5	1:49.071		14:23:14.835
6	1:50.269	+1.198	14:25:05.104
(26) Daniel Taylor			
1	1:55.624	+6.228	14:15:56.086
2	1:50.597	+1.201	14:17:46.683
3	1:49.396		14:19:36.079
4	1:49.407	+0.011	14:21:25.486
5	1:50.086	+0.690	14:23:15.572
6	1:49.995	+0.599	14:25:05.567
(17) Adam Robinson			
1	1:56.117	+8.156	14:15:56.201
2	1:50.774	+2.813	14:17:46.975
3	1:50.888	+2.927	14:19:37.863
4	1:51.124	+3.163	14:21:28.987
5	1:47.961		14:23:16.948
6	1:48.812	+0.851	14:25:05.760
(131) Greg Scanlan			
1	1:54.703	+3.820	14:15:55.198
2	1:51.737	+0.854	14:17:46.935
3	1:50.883		14:19:37.818
4	1:51.577	+0.694	14:21:29.395
5	1:52.030	+1.147	14:23:21.425
6	1:51.817	+0.934	14:25:13.242
(41) Stewart Bradford			
1	1:56.685	+6.465	14:15:57.507
2	1:52.661	+2.441	14:17:50.168
3	1:52.082	+1.862	14:19:42.250
4	1:50.611	+0.391	14:21:32.861
5	1:50.220		14:23:23.081
6	1:50.236	+0.016	14:25:13.317
(96) Callum O'Shea			
1	1:57.417	+4.964	14:15:58.378
2	1:52.453		14:17:50.831
3	1:52.801	+0.348	14:19:43.632
4	1:53.115	+0.662	14:21:36.747
5	1:53.499	+1.046	14:23:30.246
6	1:53.582	+1.129	14:25:23.828
(117) Andrew Dudgeon			
1	2:00.852	+5.659	14:16:02.175
2	1:55.193		14:17:57.368
3	1:55.595	+0.402	14:19:52.963
4	1:56.385	+1.192	14:21:49.348
5	1:55.961	+0.768	14:23:45.309
6	1:56.711	+1.518	14:25:42.020
(84) John Coleman			
1	2:00.906	+3.263	14:16:01.970
2	1:57.643		14:17:59.613
3	1:58.218	+0.575	14:19:57.831
4	1:57.883	+0.240	14:21:55.714
5	1:59.106	+1.463	14:23:54.820

Chief Timekeeper:

Clerk of Course:

Weather & Track: Bright / Dry

Results: www.sportstimingservices.com

Printed: 26/06/2010 14:27:08





Thundersport GB - Round 9

Termignoni Superstock 600

Oulton Park 2.692 Miles

Race 8

26/06/2010 14:13

Race started at 14:13:57

Lap	Lap Tm	Diff	Time of Day
6	1:58.147	+0.504	14:25:52.967

(3) Richie Gelder

1	2:02.153	+4.365	14:16:03.375
2	1:57.788		14:18:01.163
3	1:58.432	+0.644	14:19:59.595
4	1:58.325	+0.537	14:21:57.920
5	1:58.191	+0.403	14:23:56.111
6	1:57.842	+0.054	14:25:53.953

(2) John Quail

1	2:05.744	+6.056	14:16:07.055
2	2:01.586	+1.898	14:18:08.641
3	2:01.590	+1.902	14:20:10.231
4	2:00.741	+1.053	14:22:10.972
5	2:00.655	+0.967	14:24:11.627
6	1:59.688		14:26:11.315

Lap	Lap Tm	Diff	Time of Day
-----	--------	------	-------------

Lap	Lap Tm	Diff	Time of Day
-----	--------	------	-------------

Chief Timekeeper:

Clerk of Course:

Weather & Track: Bright / Dry

Results: www.sportstimingservices.com

Printed: 26/06/2010 14:27:08





Thundersport GB - Round 9

Sorted on Laps

Termignoni Superstock 600

Oulton Park 2.692 Miles

Race 16

26/06/2010 17:11

Race started at 17:11:36

Pos	No.	Name	Class	Make	Model	Laps	Total Tm	Diff	Best Tm	Best Spd	In Lap
1	81	Luke Stapleford	Superstock 600	Kawasaki	600	8	13:58.974		1:43.285	93.830	6
2	12	Jordan Thompson	Superstock 600	Triumph	675	8	14:02.955	3.981	1:44.196	93.009	6
3	44	David Pearce	Superstock 600	Kawasaki	600	8	14:05.104	6.130	1:44.562	92.684	6
4	143	Seb Bulpin	Superstock 600	Yamaha	600	8	14:05.541	6.567	1:44.434	92.797	7
5	8	Marc Hughes	Superstock 600	Yamaha	600	8	14:08.498	9.524	1:44.825	92.451	6
6	138	Niall Campbell	Superstock 600	Yamaha	600	8	14:18.863	19.889	1:45.622	91.754	6
7	48	Scott Wilson	Superstock 600	Kawasaki	600	8	14:23.525	24.551	1:46.030	91.401	4
8	47	Nick Anderson	Superstock 600	Yamaha	600	8	14:25.084	26.110	1:46.028	91.402	8
9	22	Luke Tansley	Superstock 600	Kawasaki	600	8	14:28.151	29.177	1:46.827	90.719	3
10	31	Greg James	Superstock 600	Kawasaki	600	8	14:32.542	33.568	1:47.210	90.395	4
11	94	Chaz Beale	Superstock 600	Yamaha	600	8	14:40.947	41.973	1:47.414	90.223	6
12	35	Matthew Shellcock	Superstock 600	Honda	600	8	14:41.223	42.249	1:48.169	89.593	6
13	9	Dean Pearce	Superstock 600	Triumph	675	8	14:44.178	45.204	1:48.075	89.671	8
14	196	Jamie Harris	Superstock 600	Yamaha	600	8	14:45.894	46.920	1:48.906	88.987	3
15	17	Adam Robinson	Superstock 600	Triumph	675	8	14:46.948	47.974	1:48.861	89.024	3
16	41	Stewart Bradford	Superstock 600	Suzuki	600	8	14:49.022	50.048	1:49.236	88.718	8
17	73	David Brook	Superstock 600	Yamaha	600	8	15:10.947	1:11.973	1:51.751	86.721	7
18	67	Ross Humphries	Superstock 600	Yamaha	600	8	15:12.239	1:13.265	1:49.303	88.664	3
19	96	Callum O'Shea	Superstock 600	Honda	600	8	15:18.584	1:19.610	1:52.876	85.857	7
20	117	Andrew Dudgeon	Superstock 600	Kawasaki	600	8	15:35.403	1:36.429	1:54.901	84.344	8
21	84	John Coleman	Superstock 600	Yamaha	600	8	15:59.997	2:01.023	1:57.947	82.166	2
22	2	John Quail	Superstock 600	Suzuki	600	7	14:14.415	1 Lap	1:59.893	80.832	6

Not classified ()

26	Daniel Taylor	Superstock 600	Yamaha	600	7	12:54.974	DNF	1:48.683	89.169	3
3	Richie Gelder	Superstock 600	Suzuki	650	4	8:06.173	DNF	1:58.845	81.545	2
7	Jodie Chalk	Superstock 600	Triumph	675	3	5:31.215	DNF	1:47.789	89.909	3

Margin of Victory	Avg. Speed	Best Lap Tm	Best Spd	Best Lap by
3.981	92.410	1:43.285	93.830	81 - Luke Stapleford

Chief Timekeeper:

Clerk of Course:

Weather & Track: Bright / Dry

Results: www.sportstiming.com





Thundersport GB - Round 9

Lapchart

Termignoni Superstock 600

Oulton Park 2.692 Miles

Race 16

26/06/2010 17:11

Race started at 17:11:36

Competitors	Laps									
	0	1	2	3	4	5	6	7	8	
Jordan Thompson (12)	1	12	44	81	81	81	81	81	81	81
Luke Stapleford (81)	2	81	81	44	12	12	12	12	12	12
David Pearce (44)	3	44	143	12	44	44	44	44	44	44
Marc Hughes (8)	4	8	12	143	143	143	143	143	143	143
Seb Bulpin (143)	5	143	8	8	8	8	8	8	8	8
Niall Campbell (138)	6	138	138	138	138	138	138	138	138	138
Luke Tansley (22)	7	22	47	22	22	22	48	48	48	48
Greg James (31)	8	31	22	47	48	48	22	22	47	47
Nick Anderson (47)	9	47	31	48	47	47	47	47	22	22
Ross Humphries (67)	10	67	48	31	31	31	31	31	31	31
Adam Robinson (17)	11	17	7	7	7	67	35	35	35	94
Dean Pearce (9)	12	9	67	67	67	35	67	94	94	35
Jodie Chalk (7)	13	7	35	35	35	196	94	26	26	9
Scott Wilson (48)	14	48	17	196	196	94	196	9	9	196
Matthew Shellcock (35)	15	35	196	94	94	17	26	196	196	17
Daniel Taylor (26)	16	26	94	17	17	26	17	17	17	41
Chaz Beale (94)	17	94	9	9	26	9	9	41	41	73
Stewart Bradford (41)	18	41	26	26	9	41	41	73	73	67
Jamie Harris (196)	19	196	41	41	41	73	73	67	67	96
Callum O'Shea (96)	20	96	96	96	73	96	96	96	96	117
David Brook (73)	21	73	84	73	96	117	117	117	117	84
John Coleman (84)	22	84	73	117	117	84	84	84	84	84
Andrew Dudgeon (117)	23	117	117	84	84	3	2	2	2	
Richie Gelder (3)	24	3	3	3	3	2				
John Quail (2)	25	2	2	2	2					

Chief Timekeeper:

Clerk of Course:

Weather & Track: Bright / Dry

Results: www.sportstimingservices.com

Printed: 26/06/2010 17:28:51





Thundersport GB - Round 9

Termignoni Superstock 600

Oulton Park 2.692 Miles

Race 16

26/06/2010 17:11

Race started at 17:11:36

Lap	Lap Tm	Diff	Time of Day
(81) Luke Stapleford			
1	1:50.883	+7.598	17:13:27.976
2	1:44.069	+0.784	17:15:12.045
3	1:44.606	+1.321	17:16:56.651
4	1:44.156	+0.871	17:18:40.807
5	1:43.541	+0.256	17:20:24.348
6	1:43.285		17:22:07.633
7	1:43.875	+0.590	17:23:51.508
8	1:44.445	+1.160	17:25:35.953
(12) Jordan Thompson			
1	1:51.521	+7.325	17:13:28.500
2	1:44.655	+0.459	17:15:13.155
3	1:44.324	+0.128	17:16:57.479
4	1:44.326	+0.130	17:18:41.805
5	1:44.450	+0.254	17:20:26.255
6	1:44.196		17:22:10.451
7	1:44.597	+0.401	17:23:55.048
8	1:44.886	+0.690	17:25:39.934
(44) David Pearce			
1	1:50.835	+6.273	17:13:27.930
2	1:45.110	+0.548	17:15:13.040
3	1:45.216	+0.654	17:16:58.256
4	1:44.594	+0.032	17:18:42.850
5	1:45.050	+0.488	17:20:27.900
6	1:44.562		17:22:12.462
7	1:44.603	+0.041	17:23:57.065
8	1:45.018	+0.456	17:25:42.083
(143) Seb Bulpin			
1	1:48.751	+4.317	17:13:28.304
2	1:45.219	+0.785	17:15:13.523
3	1:45.024	+0.590	17:16:58.547
4	1:44.731	+0.297	17:18:43.278
5	1:44.822	+0.388	17:20:28.100
6	1:44.858	+0.424	17:22:12.958
7	1:44.434		17:23:57.392
8	1:45.128	+0.694	17:25:42.520
(8) Marc Hughes			
1	1:51.690	+6.865	17:13:28.821
2	1:44.976	+0.151	17:15:13.797
3	1:44.847	+0.022	17:16:58.644
4	1:44.898	+0.073	17:18:43.542
5	1:44.835	+0.010	17:20:28.377
6	1:44.825		17:22:13.202
7	1:44.995	+0.170	17:23:58.197
8	1:47.280	+2.455	17:25:45.477
(138) Niall Campbell			
1	1:49.685	+4.063	17:13:29.372
2	1:46.064	+0.442	17:15:15.436
3	1:46.828	+1.206	17:17:02.264
4	1:46.677	+1.055	17:18:48.941
5	1:46.745	+1.123	17:20:35.686
6	1:45.622		17:22:21.308
7	1:46.970	+1.348	17:24:08.278
8	1:47.564	+1.942	17:25:55.842

Lap	Lap Tm	Diff	Time of Day
(48) Scott Wilson			
1	1:51.440	+5.410	17:13:32.102
2	1:47.584	+1.554	17:15:19.686
3	1:47.313	+1.283	17:17:06.999
4	1:46.030		17:18:53.029
5	1:47.382	+1.352	17:20:40.411
6	1:46.872	+0.842	17:22:27.283
7	1:46.607	+0.577	17:24:13.890
8	1:46.614	+0.584	17:26:00.504
(47) Nick Anderson			
1	1:50.758	+4.730	17:13:31.049
2	1:48.456	+2.428	17:15:19.505
3	1:47.763	+1.735	17:17:07.268
4	1:47.478	+1.450	17:18:54.746
5	1:47.109	+1.081	17:20:41.855
6	1:46.580	+0.552	17:22:28.435
7	1:47.600	+1.572	17:24:16.035
8	1:46.028		17:26:02.063
(22) Luke Tansley			
1	1:51.437	+4.610	17:13:31.556
2	1:47.062	+0.235	17:15:18.618
3	1:46.827		17:17:05.445
4	1:47.474	+0.647	17:18:52.919
5	1:47.732	+0.905	17:20:40.651
6	1:47.673	+0.846	17:22:28.324
7	1:47.820	+0.993	17:24:16.144
8	1:48.986	+2.159	17:26:05.130
(31) Greg James			
1	1:51.555	+4.345	17:13:31.698
2	1:48.572	+1.362	17:15:20.270
3	1:47.557	+0.347	17:17:07.827
4	1:47.210		17:18:55.037
5	1:47.386	+0.176	17:20:42.423
6	1:48.106	+0.896	17:22:30.529
7	1:49.638	+2.428	17:24:20.167
8	1:49.354	+2.144	17:26:09.521
(94) Chaz Beale			
1	1:54.080	+6.666	17:13:35.363
2	1:49.358	+1.944	17:15:24.721
3	1:48.973	+1.559	17:17:13.694
4	1:49.475	+2.061	17:19:03.169
5	1:49.730	+2.316	17:20:52.899
6	1:47.414		17:22:40.313
7	1:48.801	+1.387	17:24:29.114
8	1:48.812	+1.398	17:26:17.926
(35) Matthew Shellcock			
1	1:53.109	+4.940	17:13:34.256
2	1:49.239	+1.070	17:15:23.495
3	1:49.255	+1.086	17:17:12.750
4	1:49.532	+1.363	17:19:02.282
5	1:49.006	+0.837	17:20:51.288
6	1:48.169		17:22:39.457
7	1:49.608	+1.439	17:24:29.065
8	1:49.137	+0.968	17:26:18.202
(9) Dean Pearce			

Lap	Lap Tm	Diff	Time of Day
(196) Jamie Harris			
1	1:53.786	+4.880	17:13:35.199
2	1:49.431	+0.525	17:15:24.630
3	1:48.906		17:17:13.536
4	1:49.524	+0.618	17:19:03.060
5	1:49.988	+1.082	17:20:53.048
6	1:50.212	+1.306	17:22:43.260
7	1:49.983	+1.077	17:24:33.243
8	1:49.630	+0.724	17:26:22.873
(17) Adam Robinson			
1	1:54.347	+5.486	17:13:34.943
2	1:50.258	+1.397	17:15:25.201
3	1:48.861		17:17:14.062
4	1:49.417	+0.556	17:19:03.479
5	1:50.012	+1.151	17:20:53.491
6	1:50.043	+1.182	17:22:43.534
7	1:49.901	+1.040	17:24:33.435
8	1:50.492	+1.631	17:26:23.927
(41) Stewart Bradford			
1	1:55.261	+6.025	17:13:36.630
2	1:50.921	+1.685	17:15:27.551
3	1:49.472	+0.236	17:17:17.023
4	1:50.561	+1.325	17:19:07.584
5	1:49.780	+0.544	17:20:57.364
6	1:49.795	+0.559	17:22:47.159
7	1:49.606	+0.370	17:24:36.765
8	1:49.236		17:26:26.001
(73) David Brook			
1	1:59.446	+7.695	17:13:41.155
2	1:53.370	+1.619	17:15:34.525
3	1:51.831	+0.080	17:17:26.356
4	1:52.466	+0.715	17:19:18.822
5	1:51.964	+0.213	17:21:10.786
6	1:52.785	+1.034	17:23:03.571
7	1:51.751		17:24:55.322
8	1:52.604	+0.853	17:26:47.926
(67) Ross Humphries			
1	1:52.887	+3.584	17:13:33.328
2	1:49.867	+0.564	17:15:23.195
3	1:49.303		17:17:12.498
4	1:49.472	+0.169	17:19:01.970
5	1:50.501	+1.198	17:20:52.471
6	2:12.599	+23.296	17:23:05.070
7	1:51.265	+1.962	17:24:56.335
8	1:52.883	+3.580	17:26:49.218
(96) Callum O'Shea			
1	1:58.716	+5.840	17:13:40.273

Chief Timekeeper:

Clerk of Course:

Weather & Track: Bright / Dry

Results: www.sportstimingservices.com

Printed: 26/06/2010 17:28:31





Thundersport GB - Round 9

Termignoni Superstock 600

Oulton Park 2.692 Miles

Race 16

26/06/2010 17:11

Race started at 17:11:36

Lap	Lap Tm	Diff	Time of Day
2	1:53.929	+1.053	17:15:34.202
3	1:54.393	+1.517	17:17:28.595
4	1:53.879	+1.003	17:19:22.474
5	1:53.094	+0.218	17:21:15.568
6	1:53.539	+0.663	17:23:09.107
7	1:52.876		17:25:01.983
8	1:53.580	+0.704	17:26:55.563

(117) Andrew Dudgeon

1	1:59.658	+4.757	17:13:41.528
2	1:56.744	+1.843	17:15:38.272
3	1:55.821	+0.920	17:17:34.093
4	1:57.164	+2.263	17:19:31.257
5	1:55.620	+0.719	17:21:26.877
6	1:55.621	+0.720	17:23:22.498
7	1:54.983	+0.082	17:25:17.481
8	1:54.901		17:27:12.382

(84) John Coleman

1	1:59.205	+1.258	17:13:41.033
2	1:57.947		17:15:38.980
3	1:58.149	+0.202	17:17:37.129
4	1:58.973	+1.026	17:19:36.102
5	1:59.749	+1.802	17:21:35.851
6	2:00.045	+2.098	17:23:35.896
7	1:59.711	+1.764	17:25:35.607
8	2:01.369	+3.422	17:27:36.976

(2) John Quail

1	2:04.240	+4.347	17:13:46.439
2	2:00.435	+0.542	17:15:46.874
3	2:00.588	+0.695	17:17:47.462
4	2:02.743	+2.850	17:19:50.205
5	2:00.928	+1.035	17:21:51.133
6	1:59.893		17:23:51.026
7	2:00.368	+0.475	17:25:51.394

(26) Daniel Taylor

1	1:55.244	+6.561	17:13:36.410
2	1:49.864	+1.181	17:15:26.274
3	1:48.683		17:17:14.957
4	1:48.846	+0.163	17:19:03.803
5	1:49.430	+0.747	17:20:53.233
6	1:49.628	+0.945	17:22:42.861
7	1:49.092	+0.409	17:24:31.953

(3) Richie Gelder

1	2:02.280	+3.435	17:13:44.210
2	1:58.845		17:15:43.055
3	1:59.339	+0.494	17:17:42.394
4	2:00.758	+1.913	17:19:43.152

(7) Jodie Chalk

1	1:51.815	+4.026	17:13:32.455
2	1:47.950	+0.161	17:15:20.405
3	1:47.789		17:17:08.194

Lap	Lap Tm	Diff	Time of Day
-----	--------	------	-------------

Lap	Lap Tm	Diff	Time of Day
-----	--------	------	-------------

Chief Timekeeper:

Clerk of Course:

Weather & Track: Bright / Dry

Results: www.sportstimingservices.com

Printed: 26/06/2010 17:28:31

