



www.thundersportgb.com

Rounds 10 & 11

7th & 8th August 2010

Cadwell Park



THE ORIGINAL
MULTIFUNCTIONAL
HEADWEAR
Since 1992





Thundersport GB - Rounds 10 and 11

Sorted on Best Lap time

Aprilia Superteens

Cadwell Park 2.173 Miles

Qualifying

07/08/2010 09:00

Practice started at 9:00:11

Pos	No.	Name	Class	Make	Model	Best Tm	In Lap	Diff	2nd Best	2nd Lap
1	80	Callum Bey	Superteen	Aprilia	125©	1:45.058	9		1:45.701	5
2	55	Chrissy Rouse	Superteen	Aprilia	125	1:45.563	9	0.505	1:46.319	11
3	35	Jake Dixon	Superteen	Aprilia	125©	1:46.157	7	1.099	1:46.973	9
4	114	Jack Keen	Superteen	Aprilia	125	1:46.307	7	1.249	1:47.111	9
5	51	Luke Helm	Superteen	Aprilia	125	1:46.807	7	1.749	1:47.117	9
6	7	Callan Cooper	Superteen	Aprilia	125©	1:47.027	6	1.969	1:48.323	9
7	20	Tom Oliver	Superteen	Aprilia	125	1:47.325	4	2.267	1:47.882	3
8	111	Joe Collier	Superteen	Aprilia	125©	1:47.575	11	2.517	1:48.088	10
9	95	Luke Thackeray	Superteen	Aprilia	125	1:47.797	6	2.739	1:47.950	5
10	24	Tommy Mountain	Superteen	Aprilia	125	1:47.854	5	2.796	1:47.974	8
11	61	Harry Coomber	Superteen	Aprilia	125©	1:48.001	10	2.943	1:48.327	7
12	14	Luke Buckingham	Superteen	Aprilia	125	1:48.105	11	3.047	1:48.341	9
13	58	Harry Hartley	Superteen	Aprilia	125	1:48.118	11	3.060	1:48.503	7
14	99	Jordan Hole	Superteen	Aprilia	125©	1:48.653	6	3.595	1:48.794	4
15	88	Josh Daley	Superteen	Aprilia	125	1:48.794	1	3.736	1:49.074	2
16	21	Max Symonds	Superteen	Aprilia	125	1:48.945	5	3.887	1:49.171	11
17	9	Ben Luxton	Superteen	Aprilia	125	1:48.947	11	3.889	1:49.598	10
18	4	Sam Thompson	Superteen	Aprilia	125©	1:49.456	5	4.398	1:50.002	4
19	18	Marcus Tatchell	Superteen	Aprilia	125	1:49.542	9	4.484	1:49.992	10
20	23	Matthew Hartley	Superteen	Aprilia	125	1:49.781	4	4.723	1:50.297	10
21	72	Brad Shaw	Superteen	Aprilia	125©	1:49.861	11	4.803	1:49.979	7
22	75	Bradley Jones	Superteen	Aprilia	125©	1:51.847	5	6.789	1:52.006	3
23	15	Ross Twyman	Superteen	Aprilia	125	1:52.211	8	7.153	1:52.589	5
24	34	Louis Dawson	Superteen	Aprilia	125©	1:53.215	5	8.157	1:53.502	8
25	26	Matthew Shillings	Superteen	Aprilia	125	1:53.649	3	8.591	1:53.705	8
26	17	Alastair Dayus	Superteen	Aprilia	125©	1:54.988	9	9.930	1:55.703	6
27	11	Aaron Maxfield	Superteen	Aprilia	125©	1:55.938	4	10.880	1:56.541	5
28	27	James Pickford	Superteen	Aprilia	125	1:57.682	10	12.624	1:58.758	9
29	194	Robyn Lindsay	Superteen	Aprilia	125	2:00.106	10	15.048	2:01.228	9
30	29	Rhys Hutchinson	Superteen	Aprilia	125©	2:02.846	6	17.788	2:02.975	4
31	5	George Stanley	Superteen	Aprilia	125©	2:03.379	9	18.321	2:03.763	7
32	38	Aaron McBride	Superteen	Aprilia	125©	2:03.692	1	18.634		0

Announcements

No.88 - PLEASE PUT TRANSPONDER ON FOR RACES

Chief Timekeeper:

Clerk of Course:

Weather & Track: Bright / Dry

Results: www.sportstimingservices.com





Thundersport GB - Rounds 10 and 11

Aprilia Superteens

Cadwell Park 2.173 Miles

Starting Grid - Saturday & Sunday

Race



POLE POSITION

3	2	1	1
35	55	80	
6	5	4	2
7	51	114	
9	8	7	3
95	111	20	
12	11	10	4
14	61	24	
15	14	13	5
88	99	58	
18	17	16	6
4	9	21	
21	20	19	7
72	23	18	
24	23	22	8
34	15	75	
27	26	25	9
11	17	26	
30	29	28	10
29	194	27	
	32	31	11
	38	5	

Chief Timekeeper:

Clerk of Course:

Weather & Track: Bright / Dry

Results: www.sportstimingservices.com

Printed: 07/08/2010 09:24:53





Thundersport GB - Rounds 10 and 11

Sorted on Laps

Aprilia Superteens

Cadwell Park 2.173 Miles

Race 1

07/08/2010 13:00

Race started at 13:00:09

Pos	No.	Name	Class	Make	Model	Laps	Total Tm	Diff	Best Tm	Best Spd	In Lap
1	35	Jake Dixon	Superteen	Aprilia	125©	7	12:27.637		1:45.122	74.416	5
2	55	Chrissy Rouse	Superteen	Aprilia	125	7	12:27.842	0.205	1:45.643	74.049	7
3	80	Callum Bey	Superteen	Aprilia	125©	7	12:28.685	1.048	1:44.898	74.575	5
4	114	Jack Keen	Superteen	Aprilia	125	7	12:30.798	3.161	1:45.844	73.909	2
5	51	Luke Helm	Superteen	Aprilia	125	7	12:31.837	4.200	1:45.842	73.910	4
6	7	Callan Cooper	Superteen	Aprilia	125©	7	12:33.886	6.249	1:46.202	73.660	4
7	24	Tommy Mountain	Superteen	Aprilia	125	7	12:43.258	15.621	1:46.865	73.203	6
8	14	Luke Buckingham	Superteen	Aprilia	125	7	12:47.780	20.143	1:47.508	72.765	5
9	58	Harry Hartley	Superteen	Aprilia	125	7	12:48.770	21.133	1:47.784	72.578	7
10	21	Max Symonds	Superteen	Aprilia	125	7	12:49.359	21.722	1:48.061	72.392	5
11	9	Ben Luxton	Superteen	Aprilia	125	7	12:51.931	24.294	1:48.254	72.263	7
12	95	Luke Thackeray	Superteen	Aprilia	125	7	12:52.131	24.494	1:48.230	72.279	2
13	23	Matthew Hartley	Superteen	Aprilia	125	7	12:52.556	24.919	1:48.380	72.179	3
14	72	Brad Shaw	Superteen	Aprilia	125©	7	12:59.065	31.428	1:49.352	71.538	3
15	99	Jordan Hole	Superteen	Aprilia	125©	7	12:59.380	31.743	1:49.618	71.364	4
16	94	Jamie Thackeray	Superteen	Aprilia	125	7	13:00.935	33.298	1:49.080	71.716	4
17	18	Marcus Tatchell	Superteen	Aprilia	125	7	13:02.177	34.540	1:49.296	71.574	6
18	75	Bradley Jones	Superteen	Aprilia	125©	7	13:12.427	44.790	1:51.289	70.293	3
19	15	Ross Twyman	Superteen	Aprilia	125	7	13:12.707	45.070	1:50.539	70.770	6
20	4	Sam Thompson	Superteen	Aprilia	125©	7	13:12.948	45.311	1:50.564	70.754	6
21	17	Alastair Dayus	Superteen	Aprilia	125©	7	13:26.067	58.430	1:52.838	69.328	6
22	26	Matthew Shillings	Superteen	Aprilia	125©	7	13:26.082	58.445	1:52.148	69.754	7
23	34	Louis Dawson	Superteen	Aprilia	125©	7	13:26.777	59.140	1:52.219	69.710	7
24	11	Aaron Maxfield	Superteen	Aprilia	125©	7	13:51.612	1:23.975	1:56.400	67.206	2
25	27	James Pickford	Superteen	Aprilia	125	7	14:00.001	1:32.364	1:57.425	66.620	7
26	38	Aaron McBride	Superteen	Aprilia	125©	7	14:07.436	1:39.799	1:58.325	66.113	6
27	37	Clinton Carver	Superteen	Aprilia	125©	6	12:14.414	1 Lap	1:59.535	65.444	4
28	194	Robyn Lindsay	Superteen	Aprilia	125	6	12:14.953	1 Lap	1:59.789	65.305	6
29	29	Rhys Hutchinson	Superteen	Aprilia	125©	6	12:16.659	1 Lap	2:00.479	64.931	2
30	5	George Stanley	Superteen	Aprilia	125©	6	12:41.871	1 Lap	2:04.665	62.751	2

Not classified ()

88	Josh Daley	Superteen	Aprilia	125	7	12:40.361	DNF	1:46.538	73.427	4
61	Harry Coomber	Superteen	Aprilia	125©	7	12:40.902	DNF	1:46.442	73.494	4
111	Joe Collier	Superteen	Aprilia	125©	5	9:08.566	DNF	1:46.776	73.264	4
20	Tom Oliver	Superteen	Aprilia	125	4	7:12.278	DNF	1:45.455	74.181	4

Margin of Victory	Avg. Speed	Best Lap Tm	Best Spd	Best Lap by
0.205	73.243	1:44.898	74.575	80 - Callum Bey

Chief Timekeeper:

Clerk of Course:

Weather & Track : Cloudy / Dry

Results: www.sportstimingservices.com





Thundersport GB - Rounds 10 and 11

Lapchart

Aprilia Superteens

Cadwell Park 2.173 Miles

Race 1

07/08/2010 13:00

Race started at 13:00:09

Competitors	Laps								
	0	1	2	3	4	5	6	7	
Callum Bey (80)	1	80	35	35	55	55	35	55	35
Chrissy Rouse (55)	2	55	80	55	35	35	55	35	55
Jake Dixon (35)	3	35	55	114	80	51	80	80	80
Jack Keen (114)	4	114	114	80	51	80	114	114	114
Callan Cooper (7)	5	7	51	51	114	114	51	51	51
Luke Helm (51)	6	51	20	20	20	20	7	7	7
Tom Oliver (20)	7	20	7	7	7	7	88	61	88
Joe Collier (111)	8	111	24	24	24	24	61	88	61
Tommy Mountain (24)	9	24	111	88	88	88	24	24	24
Luke Thackeray (95)	10	95	88	61	61	61	111	14	14
Harry Coomber (61)	11	61	61	111	111	111	14	21	58
Luke Buckingham (14)	12	14	21	21	14	14	21	58	21
Josh Daley (88)	13	88	9	14	21	21	58	23	9
Harry Hartley (58)	14	58	14	95	58	58	23	95	95
Ben Luxton (9)	15	9	23	58	95	23	95	9	23
Jordan Hole (99)	16	99	95	23	23	95	9	94	72
Max Symonds (21)	17	21	58	9	9	9	72	72	99
Matthew Hartley (23)	18	23	72	99	72	72	94	99	94
Brad Shaw (72)	19	72	99	72	99	94	99	18	18
Marcus Tatchell (18)	20	18	18	94	94	99	18	75	75
Bradley Jones (75)	21	75	94	18	18	18	75	4	15
Louis Dawson (34)	22	34	75	75	75	75	4	15	4
Ross Twyman (15)	23	15	15	15	15	15	15	17	17
Matthew Shillings (26)	24	26	17	4	4	4	17	26	26
Aaron Maxfield (11)	25	11	26	17	17	17	34	34	34
James Pickford (27)	26	27	4	26	26	26	26	11	11
Alastair Dayus (17)	27	17	34	34	34	34	11	27	27
Jamie Thackeray (94)	28	94	11	11	11	11	27	38	38
Rhys Hutchinson (29)	29	29	27	27	27	27	38	37	
Robyn Lindsay (194)	30	194	29	29	38	38	37	194	
Aaron McBride (38)	31	38	38	38	194	29	194	29	
Sam Thompson (4)	32	4	194	194	29	37	29	5	
George Stanley (5)	33	5	37	37	37	194	5		
Clinton Carver (37)	34	37	5	5	5	5			

Chief Timekeeper:

Clerk of Course:

Weather & Track : Cloudy / Damp

Results: www.sportstimingservices.com

Printed: 07/08/2010 13:20:00





Thundersport GB - Rounds 10 and 11

Aprilia Superteens

Cadwell Park 2.173 Miles

Race 1

07/08/2010 13:00

Race started at 13:00:09

Lap	Lap Tm	Diff	Time of Day
(35) Jake Dixon			
1	1:50.658	+5.536	13:02:01.908
2	1:46.011	+0.889	13:03:47.919
3	1:46.507	+1.385	13:05:34.426
4	1:45.985	+0.863	13:07:20.411
5	1:45.122		13:09:05.533
6	1:46.264	+1.142	13:10:51.797
7	1:45.323	+0.201	13:12:37.120
(55) Chrissy Rouse			
1	1:51.244	+5.601	13:02:02.308
2	1:45.923	+0.280	13:03:48.231
3	1:46.138	+0.495	13:05:34.369
4	1:45.770	+0.127	13:07:20.139
5	1:45.742	+0.099	13:09:05.881
6	1:45.801	+0.158	13:10:51.682
7	1:45.643		13:12:37.325
(80) Callum Bey			
1	1:51.317	+6.419	13:02:02.278
2	1:46.305	+1.407	13:03:48.583
3	1:46.098	+1.200	13:05:34.681
4	1:46.548	+1.650	13:07:21.229
5	1:44.898		13:09:06.127
6	1:47.110	+2.212	13:10:53.237
7	1:44.931	+0.033	13:12:38.168
(114) Jack Keen			
1	1:50.844	+5.000	13:02:02.627
2	1:45.844		13:03:48.471
3	1:47.076	+1.232	13:05:35.547
4	1:45.872	+0.028	13:07:21.419
5	1:46.241	+0.397	13:09:07.660
6	1:46.313	+0.469	13:10:53.973
7	1:46.308	+0.464	13:12:40.281
(51) Luke Helm			
1	1:50.890	+5.048	13:02:02.858
2	1:46.080	+0.238	13:03:48.938
3	1:46.056	+0.214	13:05:34.994
4	1:45.842		13:07:20.836
5	1:47.108	+1.266	13:09:07.944
6	1:46.913	+1.071	13:10:54.857
7	1:46.463	+0.621	13:12:41.320
(7) Callan Cooper			
1	1:52.276	+6.074	13:02:04.130
2	1:46.459	+0.257	13:03:50.589
3	1:46.385	+0.183	13:05:36.974
4	1:46.202		13:07:23.176
5	1:46.566	+0.364	13:09:09.742
6	1:46.501	+0.299	13:10:56.243
7	1:47.126	+0.924	13:12:43.369
(24) Tommy Mountain			
1	1:52.644	+5.779	13:02:05.380
2	1:47.294	+0.429	13:03:52.674
3	1:47.437	+0.572	13:05:40.111
4	1:47.340	+0.475	13:07:27.451
5	1:48.800	+1.935	13:09:16.251

Lap	Lap Tm	Diff	Time of Day
6	1:46.865		13:11:03.116
7	1:49.625	+2.760	13:12:52.741
(14) Luke Buckingham			
1	1:54.743	+7.235	13:02:08.247
2	1:48.391	+0.883	13:03:56.638
3	1:48.024	+0.516	13:05:44.662
4	1:48.455	+0.947	13:07:33.117
5	1:47.508		13:09:20.625
6	1:47.793	+0.285	13:11:08.418
7	1:48.845	+1.337	13:12:57.263
(58) Harry Hartley			
1	1:55.474	+7.690	13:02:09.145
2	1:48.000	+0.216	13:03:57.145
3	1:48.324	+0.540	13:05:45.469
4	1:48.326	+0.542	13:07:33.795
5	1:48.028	+0.244	13:09:21.823
6	1:48.646	+0.862	13:11:10.469
7	1:47.784		13:12:58.253
(21) Max Symonds			
1	1:52.925	+4.864	13:02:07.067
2	1:48.802	+0.741	13:03:55.869
3	1:49.464	+1.403	13:05:45.333
4	1:48.277	+0.216	13:07:33.610
5	1:48.061		13:09:21.671
6	1:48.739	+0.678	13:11:10.410
7	1:48.432	+0.371	13:12:58.842
(9) Ben Luxton			
1	1:54.500	+6.246	13:02:08.236
2	1:50.278	+2.024	13:03:58.514
3	1:48.753	+0.499	13:05:47.267
4	1:48.641	+0.387	13:07:35.908
5	1:48.259	+0.005	13:09:24.167
6	1:48.993	+0.739	13:11:13.160
7	1:48.254		13:13:01.414
(95) Luke Thackeray			
1	1:55.793	+7.563	13:02:08.722
2	1:48.230		13:03:56.952
3	1:48.785	+0.555	13:05:45.737
4	1:49.069	+0.839	13:07:34.806
5	1:48.648	+0.418	13:09:23.454
6	1:49.070	+0.840	13:11:12.524
7	1:49.090	+0.860	13:13:01.614
(23) Matthew Hartley			
1	1:54.347	+5.967	13:02:08.607
2	1:49.188	+0.808	13:03:57.795
3	1:48.380		13:05:46.175
4	1:48.446	+0.066	13:07:34.621
5	1:48.707	+0.327	13:09:23.328
6	1:49.080	+0.700	13:11:12.408
7	1:49.631	+1.251	13:13:02.039
(72) Brad Shaw			
1	1:55.262	+5.910	13:02:09.579
2	1:50.254	+0.902	13:03:59.833
3	1:49.352		13:05:49.185

Lap	Lap Tm	Diff	Time of Day
4	1:49.452	+0.100	13:07:38.637
5	1:50.029	+0.677	13:09:28.666
6	1:50.148	+0.796	13:11:18.814
7	1:49.734	+0.382	13:13:08.548
(99) Jordan Hole			
1	1:55.809	+6.191	13:02:09.722
2	1:49.966	+0.348	13:03:59.688
3	1:49.814	+0.196	13:05:49.502
4	1:49.618		13:07:39.120
5	1:50.242	+0.624	13:09:29.362
6	1:49.878	+0.260	13:11:19.240
7	1:49.623	+0.005	13:13:08.863
(94) Jamie Thackeray			
1	1:55.076	+5.996	13:02:11.002
2	1:49.355	+0.275	13:04:00.357
3	1:49.317	+0.237	13:05:49.674
4	1:49.080		13:07:38.754
5	1:50.304	+1.224	13:09:29.058
6	1:49.455	+0.375	13:11:18.513
7	1:51.905	+2.825	13:13:10.418
(18) Marcus Tatchell			
1	1:56.510	+7.214	13:02:10.967
2	1:51.105	+1.809	13:04:02.072
3	1:50.505	+1.209	13:05:52.577
4	1:49.786	+0.490	13:07:42.363
5	1:49.726	+0.430	13:09:32.089
6	1:49.296		13:11:21.385
7	1:50.275	+0.979	13:13:11.660
(75) Bradley Jones			
1	1:56.955	+5.666	13:02:11.571
2	1:51.789	+0.500	13:04:03.360
3	1:51.289		13:05:54.649
4	1:51.590	+0.301	13:07:46.239
5	1:52.242	+0.953	13:09:38.481
6	1:51.485	+0.196	13:11:29.966
7	1:51.944	+0.655	13:13:21.910
(15) Ross Twyman			
1	1:57.628	+7.089	13:02:12.480
2	1:52.477	+1.938	13:04:04.957
3	1:51.979	+1.440	13:05:56.936
4	1:51.556	+1.017	13:07:48.492
5	1:51.525	+0.986	13:09:40.017
6	1:50.539		13:11:30.556
7	1:51.634	+1.095	13:13:22.190
(4) Sam Thompson			
1	1:58.027	+7.463	13:02:15.114
2	1:51.545	+0.981	13:04:06.659
3	1:51.322	+0.758	13:05:57.981
4	1:50.950	+0.386	13:07:48.931
5	1:50.786	+0.222	13:09:39.717
6	1:50.564		13:11:30.281
7	1:52.150	+1.586	13:13:22.431
(17) Alastair Dayus			
1	1:57.984	+5.146	13:02:13.879

Chief Timekeeper:

Clerk of Course:

Weather & Track : Cloudy / Damp

Results: www.sportstimingservices.com

Printed: 07/08/2010 13:19:39





Thundersport GB - Rounds 10 and 11

Aprilia Superteens

Cadwell Park 2.173 Miles

Race 1

07/08/2010 13:00

Race started at 13:00:09

Lap	Lap Tm	Diff	Time of Day
2	1:54.146	+1.308	13:04:08.025
3	1:55.004	+2.166	13:06:03.029
4	1:53.011	+0.173	13:07:56.040
5	1:53.819	+0.981	13:09:49.859
6	1:52.838		13:11:42.697
7	1:52.853	+0.015	13:13:35.550

(26) Matthew Shillings

1	1:58.927	+6.779	13:02:14.346
2	1:54.074	+1.926	13:04:08.420
3	1:54.710	+2.562	13:06:03.130
4	1:53.894	+1.746	13:07:57.024
5	1:53.899	+1.751	13:09:50.923
6	1:52.494	+0.346	13:11:43.417
7	1:52.148		13:13:35.565

(34) Louis Dawson

1	2:00.675	+8.456	13:02:15.406
2	1:54.180	+1.961	13:04:09.586
3	1:53.743	+1.524	13:06:03.329
4	1:53.924	+1.705	13:07:57.253
5	1:53.599	+1.380	13:09:50.852
6	1:53.189	+0.970	13:11:44.041
7	1:52.219		13:13:36.260

(11) Aaron Maxfield

1	2:01.446	+5.046	13:02:17.014
2	1:56.400		13:04:13.414
3	1:56.684	+0.284	13:06:10.098
4	1:57.400	+1.000	13:08:07.498
5	1:57.655	+1.255	13:10:05.153
6	1:57.678	+1.278	13:12:02.831
7	1:58.264	+1.864	13:14:01.095

(27) James Pickford

1	2:03.971	+6.546	13:02:19.753
2	1:59.139	+1.714	13:04:18.892
3	1:58.058	+0.633	13:06:16.950
4	1:58.030	+0.605	13:08:14.980
5	1:58.797	+1.372	13:10:13.777
6	1:58.282	+0.857	13:12:12.059
7	1:57.425		13:14:09.484

(38) Aaron McBride

1	2:05.119	+6.794	13:02:21.537
2	2:00.344	+2.019	13:04:21.881
3	1:58.674	+0.349	13:06:20.555
4	1:58.773	+0.448	13:08:19.328
5	1:59.434	+1.109	13:10:18.762
6	1:58.325		13:12:17.087
7	1:59.832	+1.507	13:14:16.919

(37) Clinton Carver

1	2:06.597	+7.062	13:02:23.794
2	2:01.166	+1.631	13:04:24.960
3	2:00.043	+0.508	13:06:25.003
4	1:59.535		13:08:24.538
5	1:59.742	+0.207	13:10:24.280
6	1:59.617	+0.082	13:12:23.897

(194) Robyn Lindsay

Lap	Lap Tm	Diff	Time of Day
1	2:05.948	+6.159	13:02:22.208
2	1:59.987	+0.198	13:04:22.195
3	2:00.565	+0.776	13:06:22.760
4	2:01.816	+2.027	13:08:24.576
5	2:00.071	+0.282	13:10:24.647
6	1:59.789		13:12:24.436

(29) Rhys Hutchinson

1	2:04.693	+4.214	13:02:20.862
2	2:00.479		13:04:21.341
3	2:02.112	+1.633	13:06:23.453
4	2:00.587	+0.108	13:08:24.040
5	2:01.512	+1.033	13:10:25.552
6	2:00.590	+0.111	13:12:26.142

(5) George Stanley

1	2:07.370	+2.705	13:02:24.485
2	2:04.665		13:04:29.150
3	2:04.896	+0.231	13:06:34.046
4	2:05.031	+0.366	13:08:39.077
5	2:05.904	+1.239	13:10:44.981
6	2:06.373	+1.708	13:12:51.354

(88) Josh Daley

1	1:52.804	+6.266	13:02:06.379
2	1:47.625	+1.087	13:03:54.004
3	1:47.136	+0.598	13:05:41.140
4	1:46.538		13:07:27.678
5	1:47.236	+0.698	13:09:14.914
6	1:47.326	+0.788	13:11:02.240
7	1:47.604	+1.066	13:12:49.844

(61) Harry Coomber

1	1:53.508	+7.066	13:02:06.687
2	1:47.953	+1.511	13:03:54.640
3	1:46.810	+0.368	13:05:41.450
4	1:46.442		13:07:27.892
5	1:47.402	+0.960	13:09:15.294
6	1:46.845	+0.403	13:11:02.139
7	1:48.246	+1.804	13:12:50.385

(111) Joe Collier

1	1:53.634	+6.858	13:02:06.007
2	1:48.806	+2.030	13:03:54.813
3	1:47.175	+0.399	13:05:41.988
4	1:46.776		13:07:28.764
5	1:49.285	+2.509	13:09:18.049

(20) Tom Oliver

1	1:51.204	+5.749	13:02:03.552
2	1:46.298	+0.843	13:03:49.850
3	1:46.456	+1.001	13:05:36.306
4	1:45.455		13:07:21.761

Chief Timekeeper:

Clerk of Course:

Weather & Track : Cloudy / Damp

Results: www.sportstimingservices.com

Printed: 07/08/2010 13:19:39





Thundersport GB - Rounds 10 and 11

Sorted on Laps

Aprilia Superteens

Cadwell Park 2.173 Miles

Race 9

07/08/2010 17:05

Race started at 17:05:03

Pos	No.	Name	Class	Make	Model	Laps	Total Tm	Diff	Best Tm	Best Spd	In Lap
1	35	Jake Dixon	Superteen	Aprilia	125©	8	14:13.761		1:45.263	74.317	3
2	55	Chrissy Rouse	Superteen	Aprilia	125	8	14:14.141	0.380	1:44.828	74.625	3
3	80	Callum Bey	Superteen	Aprilia	125©	8	14:15.111	1.350	1:45.030	74.482	5
4	7	Callan Cooper	Superteen	Aprilia	125©	8	14:25.489	11.728	1:46.257	73.622	5
5	51	Luke Helm	Superteen	Aprilia	125	8	14:27.843	14.082	1:45.933	73.847	2
6	20	Tom Oliver	Superteen	Aprilia	125	8	14:27.950	14.189	1:46.753	73.279	3
7	111	Joe Collier	Superteen	Aprilia	125©	8	14:32.725	18.964	1:47.553	72.734	2
8	24	Tommy Mountain	Superteen	Aprilia	125	8	14:36.755	22.994	1:47.871	72.520	5
9	9	Ben Luxton	Superteen	Aprilia	125	8	14:44.473	30.712	1:48.260	72.259	8
10	88	Josh Daley	Superteen	Aprilia	125	8	14:44.488	30.727	1:48.076	72.382	7
11	21	Max Symonds	Superteen	Aprilia	125	8	14:45.238	31.477	1:48.569	72.054	8
12	95	Luke Thackeray	Superteen	Aprilia	125	8	14:46.634	32.873	1:48.549	72.067	7
13	94	Jamie Thackeray	Superteen	Aprilia	125	8	14:51.472	37.711	1:48.437	72.141	8
14	72	Brad Shaw	Superteen	Aprilia	125©	8	14:52.980	39.219	1:49.093	71.708	4
15	18	Marcus Tatchell	Superteen	Aprilia	125	8	14:54.842	41.081	1:49.307	71.567	8
16	23	Matthew Hartley	Superteen	Aprilia	125	8	14:54.949	41.188	1:49.785	71.256	7
17	58	Harry Hartley	Superteen	Aprilia	125	8	14:57.418	43.657	1:48.902	71.833	6
18	99	Jordan Hole	Superteen	Aprilia	125©	8	14:58.115	44.354	1:49.212	71.629	4
19	75	Bradley Jones	Superteen	Aprilia	125©	8	14:59.724	45.963	1:50.401	70.858	8
20	4	Sam Thompson	Superteen	Aprilia	125©	8	15:05.052	51.291	1:50.712	70.659	8
21	17	Alastair Dayus	Superteen	Aprilia	125©	8	15:07.346	53.585	1:50.891	70.545	3
22	11	Aaron Maxfield	Superteen	Aprilia	125©	8	15:27.449	1:13.688	1:53.906	68.678	8
23	34	Louis Dawson	Superteen	Aprilia	125©	8	15:27.627	1:13.866	1:53.505	68.920	8
24	38	Aaron McBride	Superteen	Aprilia	125©	8	15:45.192	1:31.431	1:55.604	67.669	3
25	37	Clinton Carver	Superteen	Aprilia	125©	8	16:08.509	1:54.748	1:58.526	66.001	7
26	27	James Pickford	Superteen	Aprilia	125	8	16:09.273	1:55.512	1:58.726	65.890	4
27	194	Robyn Lindsay	Superteen	Aprilia	125	8	16:09.395	1:55.634	1:59.288	65.579	3
28	29	Rhys Hutchinson	Superteen	Aprilia	125©	8	16:10.002	1:56.241	1:58.449	66.044	7
29	5	George Stanley	Superteen	Aprilia	125©	7	14:39.851	1 Lap	2:02.713	63.749	5

Not classified ()

15	Ross Twyman	Superteen	Aprilia	125	7	13:09.510	DNF	1:49.557	71.404	7
26	Matthew Shillings	Superteen	Aprilia	125©	6	11:31.627	DNF	1:52.870	69.308	2
14	Luke Buckingham	Superteen	Aprilia	125		4.940	DNF		-	0

Margin of Victory	Avg. Speed	Best Lap Tm	Best Spd	Best Lap by
0.380	73.302	1:44.828	74.625	55 - Chrissy Rouse

Chief Timekeeper:

Clerk of Course:

Weather & Track :Cloudy / Dry

Results: www.sportstiming.com





Thundersport GB - Rounds 10 and 11

Lapchart

Aprilia Superteens

Cadwell Park 2.173 Miles

Race 9

07/08/2010 17:05

Race started at 17:05:03

Competitors	Laps									
	0	1	2	3	4	5	6	7	8	
Jake Dixon (35)	1	35	35	35	35	35	55	55	55	35
Callum Bey (80)	2	80	55	55	55	55	35	35	35	55
Chrissy Rouse (55)	3	55	80	80	80	80	80	80	80	80
Luke Helm (51)	4	51	20	51	20	20	7	7	7	7
Callan Cooper (7)	5	7	51	20	51	51	51	51	51	51
Tom Oliver (20)	6	20	7	7	7	7	20	20	20	20
Joe Collier (111)	7	111	24	24	24	24	24	111	111	111
Tommy Mountain (24)	8	24	111	111	111	111	24	24	24	24
Luke Thackeray (95)	9	95	88	88	88	88	9	88	9	9
Luke Buckingham (14)	10	14	9	9	9	21	9	88	9	88
Josh Daley (88)	11	88	21	21	21	9	21	21	21	21
Ben Luxton (9)	12	9	23	95	95	95	95	95	95	95
Jordan Hole (99)	13	99	58	23	23	23	23	72	72	94
Harry Hartley (58)	14	58	99	99	72	72	72	23	94	72
Max Symonds (21)	15	21	95	72	99	99	94	94	23	18
Matthew Hartley (23)	16	23	72	75	75	94	18	18	18	23
Brad Shaw (72)	17	72	75	18	18	18	99	75	58	58
Marcus Tatchell (18)	18	18	18	4	94	75	75	58	99	99
Louis Dawson (34)	19	34	4	15	4	15	58	99	75	75
Bradley Jones (75)	20	75	17	94	15	17	15	15	15	4
Ross Twyman (15)	21	15	15	17	17	58	17	17	17	17
Aaron Maxfield (11)	22	11	94	26	58	4	4	4	4	11
Sam Thompson (4)	23	4	26	58	26	26	26	26	11	34
Matthew Shillings (26)	24	26	11	34	11	11	11	11	34	38
Alastair Dayus (17)	25	17	34	11	34	34	34	34	38	37
James Pickford (27)	26	27	38	38	38	38	38	38	37	27
Aaron McBride (38)	27	38	194	37	194	37	37	194	194	194
Jamie Thackeray (94)	28	94	37	194	37	194	194	37	27	29
Robyn Lindsay (194)	29	194	27	27	27	27	27	27	29	29
Rhys Hutchinson (29)	30	29	29	29	29	29	29	29	5	5
Clinton Carver (37)	31	37	5	5	5	5	5	5	5	5
George Stanley (5)	32	5	5	5	5	5	5	5	5	5

Chief Timekeeper:

Clerk of Course:

Weather & Track :Cloudy / Dry

Results: www.sportstimingservices.com





Thundersport GB - Rounds 10 and 11

Aprilia Superteens

Cadwell Park 2.173 Miles

Race 9

07/08/2010 17:05

Race started at 17:05:03

Lap	Lap Tm	Diff	Time of Day
(35) Jake Dixon			
1	1:50.659	+5.396	17:06:56.756
2	1:46.304	+1.041	17:08:43.060
3	1:45.263		17:10:28.323
4	1:45.286	+0.023	17:12:13.609
5	1:45.932	+0.669	17:13:59.541
6	1:45.785	+0.522	17:15:45.326
7	1:46.473	+1.210	17:17:31.799
8	1:45.270	+0.007	17:19:17.069

(55) Chrissy Rouse			
1	1:51.561	+6.733	17:06:57.765
2	1:46.055	+1.227	17:08:43.820
3	1:44.828		17:10:28.648
4	1:45.624	+0.796	17:12:14.272
5	1:45.174	+0.346	17:13:59.446
6	1:45.726	+0.898	17:15:45.172
7	1:46.543	+1.715	17:17:31.715
8	1:45.734	+0.906	17:19:17.449

(80) Callum Bey			
1	1:52.803	+7.773	17:06:58.991
2	1:45.493	+0.463	17:08:44.484
3	1:45.064	+0.034	17:10:29.548
4	1:45.144	+0.114	17:12:14.692
5	1:45.030		17:13:59.722
6	1:45.648	+0.618	17:15:45.370
7	1:47.776	+2.746	17:17:33.146
8	1:45.273	+0.243	17:19:18.419

(7) Callan Cooper			
1	1:53.103	+6.846	17:07:00.003
2	1:46.793	+0.536	17:08:46.796
3	1:46.434	+0.177	17:10:33.230
4	1:47.622	+1.365	17:12:20.852
5	1:46.257		17:14:07.109
6	1:47.516	+1.259	17:15:54.625
7	1:47.195	+0.938	17:17:41.820
8	1:46.977	+0.720	17:19:28.797

(51) Luke Helm			
1	1:52.523	+6.590	17:06:59.372
2	1:45.933		17:08:45.305
3	1:47.675	+1.742	17:10:32.980
4	1:47.473	+1.540	17:12:20.453
5	1:47.148	+1.215	17:14:07.601
6	1:48.126	+2.193	17:15:55.727
7	1:46.918	+0.985	17:17:42.645
8	1:48.506	+2.573	17:19:31.151

(20) Tom Oliver			
1	1:51.562	+4.809	17:06:59.011
2	1:46.942	+0.189	17:08:45.953
3	1:46.753		17:10:32.706
4	1:47.432	+0.679	17:12:20.138
5	1:47.741	+0.988	17:14:07.879
6	1:47.864	+1.111	17:15:55.743
7	1:47.016	+0.263	17:17:42.759
8	1:48.499	+1.746	17:19:31.258

(111) Joe Collier			
1	1:53.720	+6.167	17:07:01.211
2	1:47.553		17:08:48.764
3	1:48.434	+0.881	17:10:37.198
4	1:47.923	+0.370	17:12:25.121
5	1:47.846	+0.293	17:14:12.967
6	1:47.672	+0.119	17:16:00.639
7	1:47.737	+0.184	17:17:48.376
8	1:47.657	+0.104	17:19:36.033

(24) Tommy Mountain			
1	1:52.680	+4.809	17:07:00.469
2	1:48.075	+0.204	17:08:48.544
3	1:48.312	+0.441	17:10:36.856
4	1:47.926	+0.055	17:12:24.782
5	1:47.871		17:14:12.653
6	1:49.937	+2.066	17:16:02.590
7	1:48.628	+0.757	17:17:51.218
8	1:48.845	+0.974	17:19:40.063

(9) Ben Luxton			
1	1:54.267	+6.007	17:07:02.996
2	1:49.352	+1.092	17:08:52.348
3	1:49.989	+1.729	17:10:42.337
4	1:50.672	+2.412	17:12:33.009
5	1:48.972	+0.712	17:14:21.981
6	1:48.715	+0.455	17:16:10.696
7	1:48.825	+0.565	17:17:59.521
8	1:48.260		17:19:47.781

(88) Josh Daley			
1	1:54.417	+6.341	17:07:02.949
2	1:48.799	+0.723	17:08:51.748
3	1:50.085	+2.009	17:10:41.833
4	1:49.763	+1.687	17:12:31.596
5	1:49.795	+1.719	17:14:21.391
6	1:49.467	+1.391	17:16:10.858
7	1:48.076		17:17:58.934
8	1:48.862	+0.786	17:19:47.796

(21) Max Symonds			
1	1:55.313	+6.744	17:07:04.331
2	1:48.691	+0.122	17:08:53.022
3	1:50.015	+1.446	17:10:43.037
4	1:49.853	+1.284	17:12:32.890
5	1:49.601	+1.032	17:14:22.491
6	1:48.626	+0.057	17:16:11.117
7	1:48.860	+0.291	17:17:59.977
8	1:48.569		17:19:48.546

(95) Luke Thackeray			
1	1:57.909	+9.360	17:07:06.115
2	1:49.807	+1.258	17:08:55.922
3	1:50.194	+1.645	17:10:46.116
4	1:48.874	+0.325	17:12:34.990
5	1:48.815	+0.266	17:14:23.805
6	1:48.740	+0.191	17:16:12.545
7	1:48.549		17:18:01.094
8	1:48.848	+0.299	17:19:49.942

(94) Jamie Thackeray			
-----------------------------	--	--	--

1	1:57.195	+8.758	17:07:08.592
2	1:51.421	+2.984	17:09:00.013
3	1:49.093	+0.656	17:10:49.106
4	1:49.718	+1.281	17:12:38.824
5	1:48.666	+0.229	17:14:27.490
6	1:49.827	+1.390	17:16:17.317
7	1:49.026	+0.589	17:18:06.343
8	1:48.437		17:19:54.780

(72) Brad Shaw			
1	1:57.440	+8.347	17:07:06.812
2	1:50.324	+1.231	17:08:57.136
3	1:50.852	+1.759	17:10:47.988
4	1:49.093		17:12:37.081
5	1:50.143	+1.050	17:14:27.224
6	1:49.315	+0.222	17:16:16.539
7	1:49.737	+0.644	17:18:06.276
8	1:50.012	+0.919	17:19:56.288

(18) Marcus Tatchell			
1	1:57.694	+8.387	17:07:07.300
2	1:51.244	+1.937	17:08:58.544
3	1:50.114	+0.807	17:10:48.658
4	1:50.511	+1.204	17:12:39.169
5	1:50.132	+0.825	17:14:29.301
6	1:49.996	+0.689	17:16:19.297
7	1:49.546	+0.239	17:18:08.843
8	1:49.307		17:19:58.150

(23) Matthew Hartley			
1	1:56.309	+6.524	17:07:05.680
2	1:50.635	+0.850	17:08:56.315
3	1:50.767	+0.982	17:10:47.082
4	1:49.896	+0.111	17:12:36.978
5	1:50.088	+0.303	17:14:27.066
6	1:49.935	+0.150	17:16:17.001
7	1:49.785		17:18:06.786
8	1:51.471	+1.686	17:19:58.257

(58) Harry Hartley			
1	1:56.861	+7.959	17:07:05.687
2	1:57.651	+8.749	17:09:03.338
3	1:49.473	+0.571	17:10:52.811
4	1:50.301	+1.399	17:12:43.112
5	1:49.590	+0.688	17:14:32.702
6	1:48.902		17:16:21.604
7	1:49.669	+0.767	17:18:11.273
8	1:49.453	+0.551	17:20:00.726

(99) Jordan Hole			
1	1:57.027	+7.815	17:07:05.844
2	1:50.723	+1.511	17:08:56.567
3	1:51.742	+2.530	17:10:48.309
4	1:49.212		17:12:37.521
5	1:52.038	+2.826	17:14:29.559
6	1:52.617	+3.405	17:16:22.176
7	1:49.319	+0.107	17:18:11.495
8	1:49.928	+0.716	17:20:01.423

(75) Bradley Jones			
1	1:57.145	+6.744	17:07:06.891

Chief Timekeeper:


Clerk of Course:

Weather & Track :Cloudy / Dry

Results: www.sportstimingservices.com

Printed: 07/08/2010 17:22:36





Thundersport GB - Rounds 10 and 11

Aprilia Superteens

Cadwell Park 2.173 Miles

Race 9

07/08/2010 17:05

Race started at 17:05:03

Lap	Lap Tm	Diff	Time of Day
2	1:50.856	+0.455	17:08:57.747
3	1:50.623	+0.222	17:10:48.370
4	1:51.062	+0.661	17:12:39.432
5	1:50.647	+0.246	17:14:30.079
6	1:50.994	+0.593	17:16:21.073
7	1:51.558	+1.157	17:18:12.631
8	1:50.401		17:20:03.032

(4) Sam Thompson

1	1:57.281	+6.569	17:07:07.342
2	1:51.912	+1.200	17:08:59.254
3	1:51.680	+0.968	17:10:50.934
4	1:52.682	+1.970	17:12:43.616
5	1:51.146	+0.434	17:14:34.762
6	1:51.318	+0.606	17:16:26.080
7	1:51.568	+0.856	17:18:17.648
8	1:50.712		17:20:08.360

(17) Alastair Day

1	1:57.668	+6.777	17:07:08.201
2	1:52.395	+1.504	17:09:00.596
3	1:50.891		17:10:51.487
4	1:51.609	+0.718	17:12:43.096
5	1:51.443	+0.552	17:14:34.539
6	1:51.260	+0.369	17:16:25.799
7	1:51.479	+0.588	17:18:17.278
8	1:53.376	+2.485	17:20:10.654

(11) Aaron Maxfield

1	2:00.145	+6.239	17:07:10.142
2	1:55.023	+1.117	17:09:05.165
3	1:54.811	+0.905	17:10:59.976
4	1:54.034	+0.128	17:12:54.010
5	1:54.737	+0.831	17:14:48.747
6	1:54.033	+0.127	17:16:42.780
7	1:54.071	+0.165	17:18:36.851
8	1:53.906		17:20:30.757

(34) Louis Dawson

1	2:00.440	+6.935	17:07:10.161
2	1:54.956	+1.451	17:09:05.117
3	1:54.988	+1.483	17:11:00.105
4	1:54.476	+0.971	17:12:54.581
5	1:54.633	+1.128	17:14:49.214
6	1:54.366	+0.861	17:16:43.580
7	1:53.850	+0.345	17:18:37.430
8	1:53.505		17:20:30.935

(38) Aaron McBride

1	2:00.384	+4.780	17:07:11.253
2	1:55.757	+0.153	17:09:07.010
3	1:55.604		17:11:02.614
4	1:56.287	+0.683	17:12:58.901
5	1:56.688	+1.084	17:14:55.589
6	1:56.394	+0.790	17:16:51.983
7	1:58.172	+2.568	17:18:50.155
8	1:58.345	+2.741	17:20:48.500

(37) Clinton Carver

1	2:02.300	+3.774	17:07:14.846
2	1:58.737	+0.211	17:09:13.583

Lap	Lap Tm	Diff	Time of Day
3	1:59.817	+1.291	17:11:13.400
4	1:59.083	+0.557	17:13:12.483
5	1:59.393	+0.867	17:15:11.876
6	2:01.526	+3.000	17:17:13.402
7	1:58.526		17:19:11.928
8	1:59.889	+1.363	17:21:11.817

(27) James Pickford

1	2:04.516	+5.790	17:07:15.251
2	1:59.890	+1.164	17:09:15.141
3	1:59.628	+0.902	17:11:14.769
4	1:58.726		17:13:13.495
5	1:59.418	+0.692	17:15:12.913
6	2:00.608	+1.882	17:17:13.521
7	1:59.339	+0.613	17:19:12.860
8	1:59.721	+0.995	17:21:12.581

(194) Robyn Lindsay

1	2:02.715	+3.427	17:07:14.217
2	1:59.820	+0.532	17:09:14.037
3	1:59.288		17:11:13.325
4	1:59.292	+0.004	17:13:12.617
5	1:59.711	+0.423	17:15:12.328
6	2:00.652	+1.364	17:17:12.980
7	1:59.477	+0.189	17:19:12.457
8	2:00.246	+0.958	17:21:12.703

(29) Rhys Hutchinson

1	2:05.414	+6.965	17:07:16.973
2	2:00.334	+1.885	17:09:17.307
3	1:59.970	+1.521	17:11:17.277
4	1:59.808	+1.359	17:13:17.085
5	1:59.881	+1.432	17:15:16.966
6	1:59.249	+0.800	17:17:16.215
7	1:58.449		17:19:14.664
8	1:58.646	+0.197	17:21:13.310

(5) George Stanley

1	2:05.592	+2.879	17:07:19.397
2	2:04.072	+1.359	17:09:23.469
3	2:03.789	+1.076	17:11:27.258
4	2:03.341	+0.628	17:13:30.599
5	2:02.713		17:15:33.312
6	2:06.112	+3.399	17:17:39.424
7	2:03.735	+1.022	17:19:43.159

(15) Ross Twyman

1	1:58.568	+9.011	17:07:08.387
2	1:51.059	+1.502	17:08:59.446
3	1:51.558	+2.001	17:10:51.004
4	1:51.122	+1.565	17:12:42.126
5	1:51.283	+1.726	17:14:33.409
6	1:49.852	+0.295	17:16:23.261
7	1:49.557		17:18:12.818

(26) Matthew Shillings

1	1:59.051	+6.181	17:07:09.321
2	1:52.870		17:09:02.191
3	1:53.086	+0.216	17:10:55.277
4	1:53.337	+0.467	17:12:48.614
5	1:52.995	+0.125	17:14:41.609

Chief Timekeeper:

Clerk of Course:

Weather & Track :Cloudy / Dry

Results: www.sportstimingservices.com

Printed: 07/08/2010 17:22:36





Thundersport GB - Rounds 10 and 11

Sorted on Laps

Aprilia Superteens

Cadwell Park 2.173 Miles

Race 1

08/08/2010 10:38

Race started at 10:38:10

Pos	No.	Name	Class	Make	Model	Laps	Total Tm	Diff	Best Tm	Best Spd	In Lap
1	35	Jake Dixon	Superteen	Aprilia	125©	7	12:24.850		1:44.491	74.866	3
2	80	Callum Bey	Superteen	Aprilia	125©	7	12:25.729	0.879	1:44.613	74.778	5
3	55	Chrissy Rouse	Superteen	Aprilia	125	7	12:35.163	10.313	1:44.490	74.866	6
4	51	Luke Helm	Superteen	Aprilia	125	7	12:40.509	15.659	1:46.277	73.608	2
5	24	Tommy Mountain	Superteen	Aprilia	125	7	12:42.424	17.574	1:46.561	73.411	7
6	88	Josh Daley	Superteen	Aprilia	125	7	12:42.697	17.847	1:46.953	73.142	7
7	14	Luke Buckingham	Superteen	Aprilia	125	7	12:43.024	18.174	1:46.849	73.214	7
8	58	Harry Hartley	Superteen	Aprilia	125	7	12:43.763	18.913	1:46.548	73.420	6
9	20	Tom Oliver	Superteen	Aprilia	125	7	12:43.977	19.127	1:47.451	72.803	6
10	111	Joe Collier	Superteen	Aprilia	125©	7	12:44.457	19.607	1:47.584	72.713	6
11	95	Luke Thackeray	Superteen	Aprilia	125	7	12:44.814	19.964	1:47.332	72.884	5
12	9	Ben Luxton	Superteen	Aprilia	125	7	12:45.086	20.236	1:47.619	72.690	7
13	21	Max Symonds	Superteen	Aprilia	125	7	12:45.774	20.924	1:47.429	72.818	6
14	72	Brad Shaw	Superteen	Aprilia	125©	7	12:48.322	23.472	1:47.442	72.810	5
15	94	Jamie Thackeray	Superteen	Aprilia	125	7	12:49.887	25.037	1:47.378	72.853	5
16	99	Jordan Hole	Superteen	Aprilia	125©	7	12:55.682	30.832	1:48.426	72.149	4
17	15	Ross Twyman	Superteen	Aprilia	125	7	13:03.496	38.646	1:49.095	71.706	6
18	18	Marcus Tatchell	Superteen	Aprilia	125	7	13:03.821	38.971	1:48.670	71.987	6
19	17	Alastair Dayus	Superteen	Aprilia	125©	7	13:04.044	39.194	1:48.747	71.936	7
20	75	Bradley Jones	Superteen	Aprilia	125©	7	13:07.032	42.182	1:50.258	70.950	4
21	11	Aaron Maxfield	Superteen	Aprilia	125©	7	13:25.805	1:00.955	1:53.354	69.012	2
22	37	Clinton Carver	Superteen	Aprilia	125©	7	13:38.144	1:13.294	1:54.616	68.252	5
23	27	James Pickford	Superteen	Aprilia	125	7	13:38.765	1:13.915	1:53.411	68.977	5
24	34	Louis Dawson	Superteen	Aprilia	125©	7	13:38.865	1:14.015	1:53.038	69.205	4
25	38	Aaron McBride	Superteen	Aprilia	125©	7	13:39.220	1:14.370	1:54.318	68.430	5
26	26	Matthew Shillings	Superteen	Aprilia	125©	7	13:45.792	1:20.942	1:51.168	70.369	6
27	194	Robyn Lindsay	Superteen	Aprilia	125	6	12:02.550	1 Lap	1:57.358	66.658	6
28	29	Rhys Hutchinson	Superteen	Aprilia	125©	6	12:02.714	1 Lap	1:57.568	66.539	4
29	5	George Stanley	Superteen	Aprilia	125©	6	12:35.768	1 Lap	2:03.770	63.204	3

Not classified ()

4	Sam Thompson	Superteen	Aprilia	125©	7	13:03.452	DNF	1:49.558	71.403	4
23	Matthew Hartley	Superteen	Aprilia	125	5	9:10.706	DNF	1:47.080	73.056	3
114	Jack Keen	Superteen	Aprilia	125	1	1:53.584	DNF	1:50.198	70.989	1
7	Callan Cooper	Superteen	Aprilia	125©	1	1:54.495	DNF	1:51.040	70.450	1

Announcements

No.55 - 10 Second Penalty added - YELLOW FLAG INFRINGEMENT

Margin of Victory	Avg. Speed	Best Lap Tm	Best Spd	Best Lap by
0.879	73.518	1:44.490	74.866	55 - Chrissy Rouse

Chief Timekeeper:

Clerk of Course:

Weather & Track : Bright / Dry

Results: www.sportstiming.com





Thundersport GB - Rounds 10 and 11

Lapchart

Aprilia Superteens

Cadwell Park 2.173 Miles

Race 1

08/08/2010 10:38

Race started at 10:38:10

Competitors	Laps								
	0	1	2	3	4	5	6	7	
Callum Bey (80)	1	80	35	80	35	35	35	55	35
Chrissy Rouse (55)	2	55	80	35	80	55	55	35	55
Jake Dixon (35)	3	35	55	55	55	80	80	80	80
Jack Keen (114)	4	114	114	51	51	51	51	51	51
Callan Cooper (7)	5	7	51	20	20	20	14	20	24
Luke Helm (51)	6	51	7	111	14	14	88	88	88
Tom Oliver (20)	7	20	20	14	111	88	20	24	14
Joe Collier (111)	8	111	111	9	88	111	111	14	58
Tommy Mountain (24)	9	24	9	88	9	9	24	111	20
Luke Thackeray (95)	10	95	14	95	95	24	95	58	111
Luke Buckingham (14)	11	14	95	21	24	95	9	95	95
Josh Daley (88)	12	88	88	24	23	23	58	9	9
Ben Luxton (9)	13	9	21	23	21	58	21	21	21
Jordan Hole (99)	14	99	72	72	58	21	23	72	72
Max Symonds (21)	15	21	24	58	72	72	72	94	94
Matthew Hartley (23)	16	23	23	4	94	94	94	99	99
Harry Hartley (58)	17	58	4	99	99	99	99	4	4
Brad Shaw (72)	18	72	99	94	4	4	4	15	15
Sam Thompson (4)	19	4	58	75	75	75	75	18	18
Bradley Jones (75)	20	75	75	18	18	15	15	17	17
Marcus Tatchell (18)	21	18	18	17	15	17	17	75	75
Ross Twyman (15)	22	15	94	15	17	18	18	11	11
Louis Dawson (34)	23	34	17	11	11	11	11	37	37
Aaron Maxfield (11)	24	11	11	34	37	34	34	34	27
Matthew Shillings (26)	25	26	26	37	38	37	37	27	34
Alastair Dayus (17)	26	17	34	27	34	38	38	38	38
James Pickford (27)	27	27	15	38	27	27	27	26	26
Aaron McBride (38)	28	38	37	29	29	29	26	194	
Jamie Thackeray (94)	29	94	27	194	194	194	29	29	
Clinton Carver (37)	30	37	38	5	26	26	194	5	
Robyn Lindsay (194)	31	194	29	26	5	5	5		
George Stanley (5)	32	5	194						
Rhys Hutchinson (29)	33	29	5						

Chief Timekeeper:

Clerk of Course:

Weather & Track : Bright / Dry

Results: www.sportstimingservices.com

Printed: 08/08/2010 10:56:12





Thundersport GB - Rounds 10 and 11

Aprilia Superteens

Cadwell Park 2.173 Miles

Race 1

08/08/2010 10:38

Race started at 10:38:10

Lap	Lap Tm	Diff	Time of Day
(35) Jake Dixon			
1	1:49.978	+5.487	10:40:02.967
2	1:46.480	+1.989	10:41:49.447
3	1:44.491		10:43:33.938
4	1:44.895	+0.404	10:45:18.833
5	1:45.250	+0.759	10:47:04.083
6	1:44.963	+0.472	10:48:49.046
7	1:46.033	+1.542	10:50:35.079
(80) Callum Bey			
1	1:50.331	+5.718	10:40:03.228
2	1:45.414	+0.801	10:41:48.642
3	1:45.998	+1.385	10:43:34.640
4	1:45.445	+0.832	10:45:20.085
5	1:44.613		10:47:04.698
6	1:44.751	+0.138	10:48:49.449
7	1:46.509	+1.896	10:50:35.958
(55) Chrissy Rouse			
1	1:50.797	+6.307	10:40:03.697
2	1:46.330	+1.840	10:41:50.027
3	1:44.709	+0.219	10:43:34.736
4	1:44.820	+0.330	10:45:19.556
5	1:44.756	+0.266	10:47:04.312
6	1:44.490		10:48:48.802
7	1:46.590	+2.100	10:50:35.392
(51) Luke Helm			
1	1:50.613	+4.336	10:40:04.388
2	1:46.277		10:41:50.665
3	1:46.948	+0.671	10:43:37.613
4	1:48.212	+1.935	10:45:25.825
5	1:48.044	+1.767	10:47:13.869
6	1:48.025	+1.748	10:49:01.894
7	1:48.844	+2.567	10:50:50.738
(24) Tommy Mountain			
1	1:54.697	+8.136	10:40:09.457
2	1:48.273	+1.712	10:41:57.730
3	1:46.994	+0.433	10:43:44.724
4	1:47.305	+0.744	10:45:32.029
5	1:46.939	+0.378	10:47:18.968
6	1:47.124	+0.563	10:49:06.092
7	1:46.561		10:50:52.653
(88) Josh Daley			
1	1:52.810	+5.857	10:40:08.149
2	1:48.141	+1.188	10:41:56.290
3	1:47.102	+0.149	10:43:43.392
4	1:47.029	+0.076	10:45:30.421
5	1:47.270	+0.317	10:47:17.691
6	1:48.282	+1.329	10:49:05.973
7	1:46.953		10:50:52.926
(14) Luke Buckingham			
1	1:52.388	+5.539	10:40:07.418
2	1:47.529	+0.680	10:41:54.947
3	1:47.531	+0.682	10:43:42.478
4	1:47.852	+1.003	10:45:30.330
5	1:47.293	+0.444	10:47:17.623

Lap	Lap Tm	Diff	Time of Day
6	1:48.781	+1.932	10:49:06.404
7	1:46.849		10:50:53.253
(58) Harry Hartley			
1	1:54.542	+7.994	10:40:10.678
2	1:48.107	+1.559	10:41:58.785
3	1:47.146	+0.598	10:43:45.931
4	1:46.866	+0.318	10:45:32.797
5	1:47.554	+1.006	10:47:20.351
6	1:46.548		10:49:06.899
7	1:47.093	+0.545	10:50:53.992
(20) Tom Oliver			
1	1:51.743	+4.292	10:40:05.854
2	1:48.222	+0.771	10:41:54.076
3	1:47.984	+0.533	10:43:42.060
4	1:48.156	+0.705	10:45:30.216
5	1:47.872	+0.421	10:47:18.088
6	1:47.451		10:49:05.539
7	1:48.667	+1.216	10:50:54.206
(111) Joe Collier			
1	1:52.226	+4.642	10:40:06.377
2	1:48.354	+0.770	10:41:54.731
3	1:48.303	+0.719	10:43:43.034
4	1:47.710	+0.126	10:45:30.744
5	1:48.216	+0.632	10:47:18.960
6	1:47.584		10:49:06.544
7	1:48.142	+0.558	10:50:54.686
(95) Luke Thackeray			
1	1:53.044	+5.712	10:40:07.823
2	1:48.712	+1.380	10:41:56.535
3	1:47.752	+0.420	10:43:44.287
4	1:47.942	+0.610	10:45:32.229
5	1:47.332		10:47:19.561
6	1:47.680	+0.348	10:49:07.241
7	1:47.802	+0.470	10:50:55.043
(9) Ben Luxton			
1	1:51.596	+3.977	10:40:07.051
2	1:48.929	+1.310	10:41:55.980
3	1:48.060	+0.441	10:43:44.040
4	1:47.777	+0.158	10:45:31.817
5	1:48.181	+0.562	10:47:19.998
6	1:47.698	+0.079	10:49:07.696
7	1:47.619		10:50:55.315
(21) Max Symonds			
1	1:52.884	+5.455	10:40:08.828
2	1:48.652	+1.223	10:41:57.480
3	1:48.127	+0.698	10:43:45.607
4	1:47.592	+0.163	10:45:33.199
5	1:47.735	+0.306	10:47:20.934
6	1:47.429		10:49:08.363
7	1:47.640	+0.211	10:50:56.003
(72) Brad Shaw			
1	1:53.134	+5.692	10:40:09.296
2	1:49.349	+1.907	10:41:58.645
3	1:48.450	+1.008	10:43:47.095

Lap	Lap Tm	Diff	Time of Day
4	1:47.838	+0.396	10:45:34.933
5	1:47.442		10:47:22.375
6	1:47.970	+0.528	10:49:10.345
7	1:48.206	+0.764	10:50:58.551
(94) Jamie Thackeray			
1	1:54.535	+7.157	10:40:12.459
2	1:49.085	+1.707	10:42:01.544
3	1:48.172	+0.794	10:43:49.716
4	1:47.770	+0.392	10:45:37.486
5	1:47.378		10:47:24.864
6	1:47.650	+0.272	10:49:12.514
7	1:47.602	+0.224	10:51:00.116
(99) Jordan Hole			
1	1:54.509	+6.083	10:40:10.331
2	1:51.207	+2.781	10:42:01.538
3	1:48.607	+0.181	10:43:50.145
4	1:48.426		10:45:38.571
5	1:48.722	+0.296	10:47:27.293
6	1:49.453	+1.027	10:49:16.746
7	1:49.165	+0.739	10:51:05.911
(15) Ross Twyman			
1	1:57.951	+8.856	10:40:14.550
2	1:49.641	+0.546	10:42:04.191
3	1:49.318	+0.223	10:43:53.509
4	1:51.368	+2.273	10:45:44.877
5	1:50.551	+1.456	10:47:35.428
6	1:49.095		10:49:24.523
7	1:49.202	+0.107	10:51:13.725
(18) Marcus Tatchell			
1	1:55.814	+7.144	10:40:12.315
2	1:50.335	+1.665	10:42:02.650
3	1:50.775	+2.105	10:43:53.425
4	1:53.481	+4.811	10:45:46.906
5	1:49.193	+0.523	10:47:36.099
6	1:48.670		10:49:24.769
7	1:49.281	+0.611	10:51:14.050
(17) Alastair Dayus			
1	1:55.872	+7.125	10:40:12.892
2	1:50.957	+2.210	10:42:03.849
3	1:49.953	+1.206	10:43:53.802
4	1:51.767	+3.020	10:45:45.569
5	1:50.177	+1.430	10:47:35.746
6	1:49.780	+1.033	10:49:25.526
7	1:48.747		10:51:14.273
(75) Bradley Jones			
1	1:54.922	+4.664	10:40:11.408
2	1:51.035	+0.777	10:42:02.443
3	1:50.810	+0.552	10:43:53.253
4	1:50.258		10:45:43.511
5	1:51.704	+1.446	10:47:35.215
6	1:51.417	+1.159	10:49:26.632
7	1:50.629	+0.371	10:51:17.261
(11) Aaron Maxfield			
1	1:56.818	+3.464	10:40:13.676

Chief Timekeeper:

Clerk of Course:

Weather & Track : Bright / Dry

Results: www.sportstimingservices.com





Thundersport GB - Rounds 10 and 11

Aprilia Superteens

Cadwell Park 2.173 Miles

Race 1

08/08/2010 10:38

Race started at 10:38:10

Lap	Lap Tm	Diff	Time of Day
2	1:53.354		10:42:07.030
3	1:54.072	+0.718	10:44:01.102
4	1:53.448	+0.094	10:45:54.550
5	1:53.420	+0.066	10:47:47.970
6	1:54.187	+0.833	10:49:42.157
7	1:53.877	+0.523	10:51:36.034

(37) Clinton Carver

1	1:57.671	+3.055	10:40:15.682
2	1:55.743	+1.127	10:42:11.425
3	1:55.964	+1.348	10:44:07.389
4	1:56.033	+1.417	10:46:03.422
5	1:54.616		10:47:58.038
6	1:54.620	+0.004	10:49:52.658
7	1:55.715	+1.099	10:51:48.373

(27) James Pickford

1	2:00.192	+6.781	10:40:17.542
2	1:56.383	+2.972	10:42:13.925
3	1:57.981	+4.570	10:44:11.906
4	1:54.322	+0.911	10:46:06.228
5	1:53.411		10:47:59.639
6	1:53.926	+0.515	10:49:53.565
7	1:55.429	+2.018	10:51:48.994

(34) Louis Dawson

1	1:57.920	+4.882	10:40:14.522
2	1:54.172	+1.134	10:42:08.694
3	2:01.656	+8.618	10:44:10.350
4	1:53.038		10:46:03.388
5	1:54.065	+1.027	10:47:57.453
6	1:55.464	+2.426	10:49:52.917
7	1:56.177	+3.139	10:51:49.094

(38) Aaron McBride

1	2:02.342	+8.024	10:40:20.111
2	1:54.750	+0.432	10:42:14.861
3	1:55.026	+0.708	10:44:09.887
4	1:54.629	+0.311	10:46:04.516
5	1:54.318		10:47:58.834
6	1:54.823	+0.505	10:49:53.657
7	1:55.792	+1.474	10:51:49.449

(26) Matthew Shillings

1	1:57.036	+5.868	10:40:14.053
2	2:16.332	+25.164	10:42:30.385
3	1:52.779	+1.611	10:44:23.164
4	1:54.578	+3.410	10:46:17.742
5	1:54.228	+3.060	10:48:11.970
6	1:51.168		10:50:03.138
7	1:52.883	+1.715	10:51:56.021

(194) Robyn Lindsay

1	2:04.778	+7.420	10:40:22.871
2	1:58.612	+1.254	10:42:21.483
3	1:58.708	+1.350	10:44:20.191
4	1:57.507	+0.149	10:46:17.698
5	1:57.723	+0.365	10:48:15.421
6	1:57.358		10:50:12.779

(29) Rhys Hutchinson

Lap	Lap Tm	Diff	Time of Day
1	2:02.979	+5.411	10:40:22.355
2	1:58.737	+1.169	10:42:21.092
3	1:58.548	+0.980	10:44:19.640
4	1:57.568		10:46:17.208
5	1:57.684	+0.116	10:48:14.892
6	1:58.051	+0.483	10:50:12.943

(5) George Stanley

1	2:06.247	+2.477	10:40:24.927
2	2:05.203	+1.433	10:42:30.130
3	2:03.770		10:44:33.900
4	2:03.840	+0.070	10:46:37.740
5	2:03.779	+0.009	10:48:41.519
6	2:04.478	+0.708	10:50:45.997

(4) Sam Thompson

1	1:53.835	+4.277	10:40:10.007
2	1:50.800	+1.242	10:42:00.807
3	1:49.866	+0.308	10:43:50.673
4	1:49.558		10:45:40.231
5	1:51.759	+2.201	10:47:31.990
6	1:50.923	+1.365	10:49:22.913
7	1:50.768	+1.210	10:51:13.681

(23) Matthew Hartley

1	1:53.815	+6.735	10:40:09.861
2	1:48.159	+1.079	10:41:58.020
3	1:47.080		10:43:45.100
4	1:47.489	+0.409	10:45:32.589
5	1:48.346	+1.266	10:47:20.935

(114) Jack Keen

1	1:50.198		10:40:03.813
---	-----------------	--	--------------

(7) Callan Cooper

1	1:51.040		10:40:04.724
---	-----------------	--	--------------

Chief Timekeeper:

Clerk of Course:

Weather & Track : Bright / Dry

Results: www.sportstimingservices.com

Printed: 08/08/2010 10:55:54





Thundersport GB - Rounds 10 and 11

Sorted on Laps

Aprilia Superteens

Cadwell Park 2.173 Miles

Race 9

08/08/2010 14:33

Race started at 14:33:07

Pos	No.	Name	Class	Make	Model	Laps	Total Tm	Diff	Best Tm	Best Spd	In Lap
1	35	Jake Dixon	Superteen	Aprilia	125©	8	14:07.943		1:43.914	75.281	8
2	55	Chrissy Rouse	Superteen	Aprilia	125	8	14:07.963	0.020	1:44.374	74.950	5
3	80	Callum Bey	Superteen	Aprilia	125©	8	14:08.554	0.611	1:44.553	74.821	5
4	14	Luke Buckingham	Superteen	Aprilia	125	8	14:20.976	13.033	1:45.975	73.817	6
5	7	Callan Cooper	Superteen	Aprilia	125©	8	14:21.564	13.621	1:45.951	73.834	8
6	51	Luke Helm	Superteen	Aprilia	125	8	14:23.326	15.383	1:46.244	73.631	2
7	88	Josh Daley	Superteen	Aprilia	125	8	14:31.552	23.609	1:47.158	73.002	7
8	111	Joe Collier	Superteen	Aprilia	125©	8	14:32.064	24.121	1:47.153	73.006	8
9	20	Tom Oliver	Superteen	Aprilia	125	8	14:32.747	24.804	1:47.392	72.843	7
10	94	Jamie Thackeray	Superteen	Aprilia	125	8	14:36.077	28.134	1:47.401	72.837	7
11	72	Brad Shaw	Superteen	Aprilia	125©	8	14:36.575	28.632	1:47.505	72.767	8
12	21	Max Symonds	Superteen	Aprilia	125	8	14:37.141	29.198	1:47.639	72.676	8
13	58	Harry Hartley	Superteen	Aprilia	125	8	14:37.654	29.711	1:47.177	72.990	6
14	99	Jordan Hole	Superteen	Aprilia	125©	8	14:40.527	32.584	1:47.790	72.574	7
15	95	Luke Thackeray	Superteen	Aprilia	125	8	14:40.549	32.606	1:47.745	72.605	7
16	9	Ben Luxton	Superteen	Aprilia	125	8	14:41.247	33.304	1:48.012	72.425	8
17	18	Marcus Tatchell	Superteen	Aprilia	125	8	14:42.193	34.250	1:48.506	72.096	3
18	15	Ross Twyman	Superteen	Aprilia	125	8	14:49.487	41.544	1:48.582	72.045	5
19	75	Bradley Jones	Superteen	Aprilia	125©	8	14:50.467	42.524	1:49.421	71.493	3
20	17	Alastair Dayus	Superteen	Aprilia	125©	8	15:03.517	55.574	1:50.434	70.837	4
21	4	Sam Thompson	Superteen	Aprilia	125©	8	15:09.531	1:01.588	1:52.026	69.830	3
22	11	Aaron Maxfield	Superteen	Aprilia	125©	8	15:16.116	1:08.173	1:52.685	69.422	7
23	34	Louis Dawson	Superteen	Aprilia	125©	8	15:16.366	1:08.423	1:52.448	69.568	6
24	38	Aaron McBride	Superteen	Aprilia	125©	8	15:16.997	1:09.054	1:52.196	69.724	7
25	37	Clinton Carver	Superteen	Aprilia	125©	8	15:30.253	1:22.310	1:53.535	68.902	3
26	29	Rhys Hutchinson	Superteen	Aprilia	125©	8	15:42.521	1:34.578	1:55.658	67.637	2
27	194	Robyn Lindsay	Superteen	Aprilia	125	8	15:46.699	1:38.756	1:56.480	67.160	4
28	5	George Stanley	Superteen	Aprilia	125©	7	14:35.983	1 Lap	2:02.581	63.817	3

Not classified ()

26	Matthew Shillings	Superteen	Aprilia	125©	7	13:01.304	DNF	1:49.086	71.712	5
114	Jack Keen	Superteen	Aprilia	125	5	8:51.487	DNF	1:44.345	74.971	5
23	Matthew Hartley	Superteen	Aprilia	125	5	9:14.330	DNF	1:48.584	72.044	3
24	Tommy Mountain	Superteen	Aprilia	125	3	5:46.742	DNF	1:48.400	72.166	3

Margin of Victory	Avg. Speed	Best Lap Tm	Best Spd	Best Lap by
0.020	73.805	1:43.914	75.281	35 - Jake Dixon


Chief Timekeeper:

Clerk of Course:

Weather & Track : Bright / Dry

Results: www.sportstiming.com





Thundersport GB - Rounds 10 and 11

Lapchart

Aprilia Superteens

Cadwell Park 2.173 Miles

Race 9

08/08/2010 14:33

Race started at 14:33:07

Competitors	Laps									
	0	1	2	3	4	5	6	7	8	
Chrissy Rouse (55)	1	55	114	35	114	35	114	35	55	35
Jake Dixon (35)	2	35	35	114	35	114	35	55	80	55
Callum Bey (80)	3	80	55	80	80	80	55	80	35	80
Jack Keen (114)	4	114	80	55	55	55	80	14	14	14
Callan Cooper (7)	5	7	7	7	51	7	7	51	51	7
Luke Helm (51)	6	51	51	51	7	51	51	7	7	51
Tom Oliver (20)	7	20	14	14	14	14	14	88	88	88
Joe Collier (111)	8	111	111	111	88	88	88	20	20	111
Tommy Mountain (24)	9	24	20	88	111	111	20	111	111	20
Luke Thackeray (95)	10	95	88	20	20	20	111	72	94	94
Luke Buckingham (14)	11	14	9	21	21	21	72	21	72	72
Josh Daley (88)	12	88	21	72	72	72	21	94	58	21
Ben Luxton (9)	13	9	95	9	9	94	94	58	21	58
Jordan Hole (99)	14	99	72	99	95	95	58	9	99	99
Max Symonds (21)	15	21	23	95	99	9	23	99	95	95
Sam Thompson (4)	16	4	18	23	23	23	99	95	9	9
Brad Shaw (72)	17	72	99	94	94	58	18	18	18	18
Matthew Hartley (23)	18	23	94	58	58	99	9	75	75	15
Harry Hartley (58)	19	58	58	18	18	18	95	15	15	75
Marcus Tatchell (18)	20	18	4	75	75	75	75	26	26	17
Bradley Jones (75)	21	75	75	4	15	15	15	17	17	4
Louis Dawson (34)	22	34	15	15	26	26	26	4	4	11
Ross Twyman (15)	23	15	26	26	4	17	17	34	11	34
Aaron Maxfield (11)	24	11	17	17	17	4	4	11	34	38
Alastair Dayus (17)	25	17	11	11	24	11	11	38	38	37
Matthew Shillings (26)	26	26	34	34	11	34	34	37	37	29
Aaron McBride (38)	27	38	38	24	34	38	38	29	29	194
Rhys Hutchinson (29)	28	29	37	38	38	37	37	194	194	
Jamie Thackeray (94)	29	94	29	37	37	29	29	5	5	
Robyn Lindsay (194)	30	194	194	29	29	194	194			
Clinton Carver (37)	31	37	24	194	194	5	5			
George Stanley (5)	32	5	5	5	5					

Chief Timekeeper:

Clerk of Course:

Weather & Track : Cloudy / Dry

Results: www.sportstimingservices.com

Printed: 08/08/2010 14:50:38





Thundersport GB - Rounds 10 and 11

Aprilia Superteens

Cadwell Park 2.173 Miles

Race 9

08/08/2010 14:33

Race started at 14:33:07

Lap	Lap Tm	Diff	Time of Day
(35) Jake Dixon			
1	1:50.923	+7.009	14:34:58.931
2	1:44.564	+0.650	14:36:43.495
3	1:45.651	+1.737	14:38:29.146
4	1:44.559	+0.645	14:40:13.705
5	1:45.045	+1.131	14:41:58.750
6	1:45.353	+1.439	14:43:44.103
7	1:47.022	+3.108	14:45:31.125
8	1:43.914		14:47:15.039

Lap	Lap Tm	Diff	Time of Day
(55) Chrissy Rouse			
1	1:51.187	+6.813	14:34:59.184
2	1:45.755	+1.381	14:36:44.939
3	1:44.840	+0.466	14:38:29.779
4	1:45.476	+1.102	14:40:15.255
5	1:44.374		14:41:59.629
6	1:44.946	+0.572	14:43:44.575
7	1:45.968	+1.594	14:45:30.543
8	1:44.516	+0.142	14:47:15.059

Lap	Lap Tm	Diff	Time of Day
(80) Callum Bey			
1	1:51.310	+6.757	14:34:59.425
2	1:45.072	+0.519	14:36:44.497
3	1:45.079	+0.526	14:38:29.576
4	1:45.572	+1.019	14:40:15.148
5	1:44.553		14:41:59.701
6	1:44.979	+0.426	14:43:44.680
7	1:45.921	+1.368	14:45:30.601
8	1:45.049	+0.496	14:47:15.650

Lap	Lap Tm	Diff	Time of Day
(14) Luke Buckingham			
1	1:51.158	+5.183	14:35:01.189
2	1:46.676	+0.701	14:36:47.865
3	1:46.809	+0.834	14:38:34.674
4	1:46.610	+0.635	14:40:21.284
5	1:46.508	+0.533	14:42:07.792
6	1:45.975		14:43:53.767
7	1:47.935	+1.960	14:45:41.702
8	1:46.370	+0.395	14:47:28.072

Lap	Lap Tm	Diff	Time of Day
(7) Callan Cooper			
1	1:51.289	+5.338	14:35:00.071
2	1:46.102	+0.151	14:36:46.173
3	1:47.577	+1.626	14:38:33.750
4	1:46.546	+0.595	14:40:20.296
5	1:46.847	+0.896	14:42:07.143
6	1:47.513	+1.562	14:43:54.656
7	1:48.053	+2.102	14:45:42.709
8	1:45.951		14:47:28.660

Lap	Lap Tm	Diff	Time of Day
(51) Luke Helm			
1	1:51.061	+4.817	14:35:00.123
2	1:46.244		14:36:46.367
3	1:46.953	+0.709	14:38:33.320
4	1:47.436	+1.192	14:40:20.756
5	1:46.872	+0.628	14:42:07.628
6	1:46.492	+0.248	14:43:54.120
7	1:48.455	+2.211	14:45:42.575
8	1:47.847	+1.603	14:47:30.422

Lap	Lap Tm	Diff	Time of Day
(88) Josh Daley			
1	1:53.576	+6.418	14:35:04.015
2	1:48.151	+0.993	14:36:52.166
3	1:47.517	+0.359	14:38:39.683
4	1:48.451	+1.293	14:40:28.134
5	1:48.247	+1.089	14:42:16.381
6	1:47.702	+0.544	14:44:04.083
7	1:47.158		14:45:51.241
8	1:47.407	+0.249	14:47:38.648

Lap	Lap Tm	Diff	Time of Day
(111) Joe Collier			
1	1:53.050	+5.897	14:35:02.497
2	1:48.596	+1.443	14:36:51.093
3	1:48.717	+1.564	14:38:39.810
4	1:48.406	+1.253	14:40:28.216
5	1:48.559	+1.406	14:42:16.775
6	1:47.903	+0.750	14:44:04.678
7	1:47.329	+0.176	14:45:52.007
8	1:47.153		14:47:39.160

Lap	Lap Tm	Diff	Time of Day
(20) Tom Oliver			
1	1:53.637	+6.245	14:35:02.903
2	1:49.303	+1.911	14:36:52.206
3	1:47.775	+0.383	14:38:39.981
4	1:48.304	+0.912	14:40:28.285
5	1:48.285	+0.893	14:42:16.570
6	1:47.804	+0.412	14:44:04.374
7	1:47.392		14:45:51.766
8	1:48.077	+0.685	14:47:39.843

Lap	Lap Tm	Diff	Time of Day
(94) Jamie Thackeray			
1	1:53.865	+6.464	14:35:06.938
2	1:48.053	+0.652	14:36:54.991
3	1:48.260	+0.859	14:38:43.251
4	1:48.271	+0.870	14:40:31.522
5	1:48.759	+1.358	14:42:20.281
6	1:47.801	+0.400	14:44:08.082
7	1:47.401		14:45:55.483
8	1:47.690	+0.289	14:47:43.173

Lap	Lap Tm	Diff	Time of Day
(72) Brad Shaw			
1	1:53.380	+5.875	14:35:04.614
2	1:49.030	+1.525	14:36:53.644
3	1:48.416	+0.911	14:38:42.060
4	1:48.100	+0.595	14:40:30.160
5	1:48.721	+1.216	14:42:18.881
6	1:48.524	+1.019	14:44:07.405
7	1:48.761	+1.256	14:45:56.166
8	1:47.505		14:47:43.671

Lap	Lap Tm	Diff	Time of Day
(21) Max Symonds			
1	1:53.476	+5.837	14:35:04.369
2	1:48.863	+1.224	14:36:53.232
3	1:48.506	+0.867	14:38:41.738
4	1:48.292	+0.653	14:40:30.030
5	1:49.075	+1.436	14:42:19.105
6	1:48.758	+1.119	14:44:07.863
7	1:48.735	+1.096	14:45:56.598
8	1:47.639		14:47:44.237

(58) Harry Hartley			
---------------------------	--	--	--

Lap	Lap Tm	Diff	Time of Day
1	1:56.044	+8.867	14:35:07.355
2	1:48.313	+1.136	14:36:55.668
3	1:47.938	+0.761	14:38:43.606
4	1:49.145	+1.968	14:40:32.751
5	1:48.581	+1.404	14:42:21.332
6	1:47.177		14:44:08.509
7	1:47.851	+0.674	14:45:56.360
8	1:48.390	+1.213	14:47:44.750

Lap	Lap Tm	Diff	Time of Day
(99) Jordan Hole			
1	1:54.878	+7.088	14:35:05.706
2	1:48.336	+0.546	14:36:54.042
3	1:48.792	+1.002	14:38:42.834
4	1:50.012	+2.222	14:40:32.846
5	1:49.538	+1.748	14:42:22.384
6	1:49.082	+1.292	14:44:11.466
7	1:47.790		14:45:59.256
8	1:48.367	+0.577	14:47:47.623

Lap	Lap Tm	Diff	Time of Day
(95) Luke Thackeray			
1	1:54.436	+6.691	14:35:04.386
2	1:49.842	+2.097	14:36:54.228
3	1:48.328	+0.583	14:38:42.556
4	1:49.743	+1.998	14:40:32.299
5	1:50.832	+3.087	14:42:23.131
6	1:48.435	+0.690	14:44:11.566
7	1:47.745		14:45:59.311
8	1:48.334	+0.589	14:47:47.645

Lap	Lap Tm	Diff	Time of Day
(9) Ben Luxton			
1	1:53.470	+5.458	14:35:04.025
2	1:49.620	+1.608	14:36:53.645
3	1:48.679	+0.667	14:38:42.324
4	1:50.009	+1.997	14:40:32.333
5	1:50.564	+2.552	14:42:22.897
6	1:48.130	+0.118	14:44:11.027
7	1:49.304	+1.292	14:46:00.331
8	1:48.012		14:47:48.343

Lap	Lap Tm	Diff	Time of Day
(18) Marcus Tatchell			
1	1:54.115	+5.609	14:35:05.449
2	1:50.378	+1.872	14:36:55.827
3	1:48.506		14:38:44.333
4	1:48.604	+0.098	14:40:32.937
5	1:49.858	+1.352	14:42:22.795
6	1:48.982	+0.476	14:44:11.777
7	1:48.993	+0.487	14:46:00.770
8	1:48.519	+0.013	14:47:49.289

Lap	Lap Tm	Diff	Time of Day
(15) Ross Twyman			
1	1:57.944	+9.362	14:35:09.680
2	1:50.159	+1.577	14:36:59.839
3	1:49.534	+0.952	14:38:49.373
4	1:49.507	+0.925	14:40:38.880
5	1:48.582		14:42:27.462
6	1:49.960	+1.378	14:44:17.422
7	1:50.062	+1.480	14:46:07.484
8	1:49.099	+0.517	14:47:56.583

(75) Bradley Jones			
1	1:56.087	+6.666	14:35:07.720

Chief Timekeeper:

Clerk of Course:

Weather & Track : Cloudy / Dry

Results: www.sportstimingservices.com

Printed: 08/08/2010 14:50:19





Thundersport GB - Rounds 10 and 11

Aprilia Superteens

Cadwell Park 2.173 Miles

Race 9

08/08/2010 14:33

Race started at 14:33:07

Lap	Lap Tm	Diff	Time of Day
2	1:50.190	+0.769	14:36:57.910
3	1:49.421		14:38:47.331
4	1:49.639	+0.218	14:40:36.970
5	1:49.881	+0.460	14:42:26.851
6	1:50.431	+1.010	14:44:17.282
7	1:50.027	+0.606	14:46:07.309
8	1:50.254	+0.833	14:47:57.563

(17) Alastair Dayus

1	1:58.375	+7.941	14:35:10.355
2	1:50.436	+0.002	14:37:00.791
3	1:51.638	+1.204	14:38:52.429
4	1:50.434		14:40:42.863
5	1:51.399	+0.965	14:42:34.262
6	1:52.067	+1.633	14:44:26.329
7	1:51.399	+0.965	14:46:17.728
8	1:52.885	+2.451	14:48:10.613

(4) Sam Thompson

1	1:56.575	+4.549	14:35:07.643
2	1:52.078	+0.052	14:36:59.721
3	1:52.026		14:38:51.747
4	1:52.508	+0.482	14:40:44.255
5	1:52.823	+0.797	14:42:37.078
6	1:53.005	+0.979	14:44:30.083
7	1:53.235	+1.209	14:46:23.318
8	1:53.309	+1.283	14:48:16.627

(11) Aaron Maxfield

1	1:59.358	+6.673	14:35:11.300
2	1:53.507	+0.822	14:37:04.807
3	1:53.077	+0.392	14:38:57.884
4	1:52.977	+0.292	14:40:50.861
5	1:53.179	+0.494	14:42:44.040
6	1:53.036	+0.351	14:44:37.076
7	1:52.685		14:46:29.761
8	1:53.451	+0.766	14:48:23.212

(34) Louis Dawson

1	1:59.623	+7.175	14:35:11.314
2	1:53.776	+1.328	14:37:05.090
3	1:52.911	+0.463	14:38:58.001
4	1:53.359	+0.911	14:40:51.360
5	1:53.138	+0.690	14:42:44.498
6	1:52.448		14:44:36.946
7	1:53.089	+0.641	14:46:30.035
8	1:53.427	+0.979	14:48:23.462

(38) Aaron McBride

1	1:59.268	+7.072	14:35:11.884
2	1:54.060	+1.864	14:37:05.944
3	1:53.123	+0.927	14:38:59.067
4	1:53.679	+1.483	14:40:52.746
5	1:52.623	+0.427	14:42:45.369
6	1:52.769	+0.573	14:44:38.138
7	1:52.196		14:46:30.334
8	1:53.759	+1.563	14:48:24.093

(37) Clinton Carver

1	1:59.835	+6.300	14:35:13.268
2	1:53.906	+0.371	14:37:07.174

Lap	Lap Tm	Diff	Time of Day
3	1:53.535		14:39:00.709
4	1:53.930	+0.395	14:40:54.639
5	1:53.713	+0.178	14:42:48.352
6	1:56.077	+2.542	14:44:44.429
7	1:55.562	+2.027	14:46:39.991
8	1:57.358	+3.823	14:48:37.349

(29) Rhys Hutchinson

1	2:00.718	+5.060	14:35:13.663
2	1:55.658		14:37:09.321
3	1:56.195	+0.537	14:39:05.516
4	1:57.362	+1.704	14:41:02.878
5	1:56.974	+1.316	14:42:59.852
6	1:56.804	+1.146	14:44:56.656
7	1:56.419	+0.761	14:46:53.075
8	1:56.542	+0.884	14:48:49.617

(194) Robyn Lindsay

1	2:01.317	+4.837	14:35:14.393
2	1:56.743	+0.263	14:37:11.136
3	1:56.857	+0.377	14:39:07.993
4	1:56.480		14:41:04.473
5	1:57.271	+0.791	14:43:01.744
6	1:56.897	+0.417	14:44:58.641
7	1:57.410	+0.930	14:46:56.051
8	1:57.744	+1.264	14:48:53.795

(5) George Stanley

1	2:05.711	+3.130	14:35:19.848
2	2:03.336	+0.755	14:37:23.184
3	2:02.581		14:39:25.765
4	2:02.995	+0.414	14:41:28.760
5	2:03.837	+1.256	14:43:32.597
6	2:05.790	+3.209	14:45:38.387
7	2:04.692	+2.111	14:47:43.079

(26) Matthew Shillings

1	1:58.012	+8.926	14:35:10.100
2	1:50.599	+1.513	14:37:00.699
3	1:49.690	+0.604	14:38:50.389
4	1:49.677	+0.591	14:40:40.066
5	1:49.086		14:42:29.152
6	1:49.136	+0.050	14:44:18.288
7	1:50.112	+1.026	14:46:08.400

(114) Jack Keen

1	1:49.790	+5.445	14:34:58.426
2	1:45.576	+1.231	14:36:44.002
3	1:44.928	+0.583	14:38:28.930
4	1:45.308	+0.963	14:40:14.238
5	1:44.345		14:41:58.583

(23) Matthew Hartley

1	1:53.633	+5.049	14:35:04.910
2	1:49.601	+1.017	14:36:54.511
3	1:48.584		14:38:43.095
4	1:49.327	+0.743	14:40:32.422
5	1:49.004	+0.420	14:42:21.426

(24) Tommy Mountain

1	2:05.643	+17.243	14:35:15.429
---	----------	---------	--------------

Chief Timekeeper:

Clerk of Course:

Weather & Track : Cloudy / Dry

Results: www.sportstimingservices.com

Printed: 08/08/2010 14:50:19





Thundersport GB - Rounds 10 and 11

Sorted on Best Lap time

BMC Filters Formula 600

Cadwell Park 2.173 Miles

Qualifying

07/08/2010 11:06

Practice started at 11:06:38

Pos	No.	Name	Class	Make	Model	Best Tm	In Lap	Diff	2nd Best	2nd Lap
1	143	Seb Bulpin	F600	Yamaha	600	1:33.571	4		1:35.826	2
2	51	Adam Oliver	F600	Honda	600	1:35.462	4	1.891	1:35.522	3
3	71	Jody Lees	F600	Yamaha	600	1:35.966	4	2.395	1:36.123	3
4	5	Sam Middlemas	F600	Triumph	675	1:36.235	6	2.664	1:36.894	5
5	91	James Henry	F600	Yamaha	600	1:36.529	6	2.958	1:37.162	3
6	22	Richard McNeil	F600	Suzuki	600	1:36.568	3	2.997	1:36.749	6
7	15	Alan Tanton	F600	Yamaha	600	1:36.718	6	3.147	1:37.117	7
8	175	Michael Price	F600	Triumph	675	1:36.776	4	3.205	1:37.067	6
9	42	Richard Charlton	F600	Yamaha	600	1:37.071	5	3.500	1:37.363	6
10	9	Paul Charman	F600	Suzuki	600	1:37.291	7	3.720	1:37.578	9
11	33	Tom Meehan	F600	Yamaha	600	1:37.457	4	3.886	1:37.913	3
12	60	Terje Joensen	F600	Yamaha	600	1:37.564	7	3.993	1:38.729	8
13	8	Mark Cronshaw	F600	Yamaha	600	1:37.800	6	4.229	1:37.899	5
14	49	Mike McLean	F600	Yamaha	600	1:37.914	7	4.343	1:40.840	4
15	43	Chris Wilkinson	F600	Yamaha	600	1:38.705	4	5.134	1:38.917	2
16	14	Ben Field	F600	Honda	600	1:38.848	2	5.277	1:47.006	1
17	18	Lance Cronshaw	F600	Yamaha	600	1:38.864	3	5.293	1:38.984	4
18	10	Sam Ludgate	F600	Honda	600	1:39.172	7	5.601	1:39.511	8
19	64	Tom McHale	F600	Honda	600	1:39.243	6	5.672	1:39.859	8
20	6	Rodger Wibberley	F600	Kawasaki	600	1:41.268	7	7.697	1:41.411	8
21	126	Dean Young	F600	Yamaha	600	1:42.460	7	8.889	1:42.609	8
22	59	Brandon Barker	F600	Honda	600	1:42.818	3	9.247	1:43.034	7
23	76	Dan Shailer	F600	Honda	600	1:43.089	4	9.518	1:43.453	8
24	32	Alan Howatson	F600	Yamaha	600	1:43.380	5	9.809	1:43.939	4
25	88	Andre Nakkurt	F600	Kawasaki	600	1:43.479	5	9.908	1:44.106	6
26	111	Jimmy Nixon	F600	Kawasaki	600	1:46.289	5	12.718	1:46.532	3

Chief Timekeeper:

Clerk of Course:

Weather & Track: Raining / Wet

Results: www.sportstimingservices.com

Printed: 07/08/2010 11:27:05





Thundersport GB - Rounds 10 and 11

BMC Filters Formula 600

Cadwell Park 2.173 Miles

Race 8 - (Superpole)

07/08/2010

Race



POLE POSITION

3	2	1	
71	51	143	1
6	5	4	2
22	91	5	3
9	8	7	4
42	175	15	5
12	11	10	6
60	33	9	7
15	14	13	8
43	49	8	9
18	17	16	
10	18	14	
21	20	19	
126	6	64	
24	23	22	
32	76	59	
	26	25	
	111	88	

Chief Timekeeper:

Clerk of Course:

Weather & Track: Raining / Wet

Results: www.sportstimingservices.com

Printed: 07/08/2010 11:28:01





Thundersport GB - Rounds 10 and 11

Sorted on Laps

BMC Filters Formula 600

Cadwell Park 2.173 Miles

Race 8 - (Superpole)

07/08/2010 16:31

Race started at 16:31:11

Pos	No.	Name	Class	Make	Model	Laps	Total Tm	Diff	Best Tm	Best Spd	In Lap
1	71	Jody Lees	F600	Yamaha	600	14	22:27.355		1:34.592	82.700	6
2	51	Adam Oliver	F600	Honda	600	14	22:31.092	3.737	1:34.944	82.394	3
3	22	Richard McNeil	F600	Suzuki	600	14	22:44.585	17.230	1:35.674	81.765	14
4	91	James Henry	F600	Yamaha	600	14	22:45.654	18.299	1:36.106	81.398	14
5	15	Alan Tanton	F600	Yamaha	600	14	22:46.044	18.689	1:36.249	81.277	14
6	14	Ben Field	F600	Honda	600	14	22:47.861	20.506	1:36.012	81.477	10
7	33	Tom Meehan	F600	Yamaha	600	14	22:48.852	21.497	1:36.403	81.147	7
8	5	Sam Middlemas	F600	Triumph	675	14	22:49.109	21.754	1:36.538	81.033	5
9	9	Paul Charman	F600	Suzuki	600	14	22:50.406	23.051	1:36.691	80.905	7
10	64	Tom McHale	F600	Honda	600	14	23:05.163	37.808	1:37.438	80.285	13
11	8	Mark Cronshaw	F600	Yamaha	600	14	23:05.540	38.185	1:37.418	80.301	13
12	43	Chris Wilkinson	F600	Yamaha	600	14	23:13.753	46.398	1:37.984	79.838	2
13	10	Sam Ludgate	F600	Honda	600	14	23:20.242	52.887	1:37.369	80.342	10
14	60	Terje Joensen	F600	Yamaha	600	14	23:25.678	58.323	1:38.964	79.047	5
15	6	Rodger Wibberley	F600	Kawasaki	600	14	23:42.370	1:15.015	1:40.412	77.907	9
16	126	Dean Young	F600	Yamaha	600	14	24:07.909	1:40.554	1:40.884	77.543	7
17	88	Andre Nakkurt	F600	Kawasaki	600	13	22:27.435	1 Lap	1:41.714	76.910	11
18	76	Dan Shailer	F600	Honda	600	13	22:27.673	1 Lap	1:41.831	76.821	12
19	32	Alan Howatson	F600	Yamaha	600	13	22:44.297	1 Lap	1:42.737	76.144	8
20	111	Jimmy Nixon	F600	Kawasaki	600	13	23:29.741	1 Lap	1:46.567	73.407	6

Not classified ()

59	Brandon Barker	F600	Honda	600	10	17:17.393	DNF	1:41.872	76.790	9
143	Seb Bulpin	F600	Yamaha	600	7	11:12.730	DNF	1:34.457	82.819	7
42	Richard Charlton	F600	Yamaha	600	3	5:01.635	DNF	1:37.757	80.023	3
175	Michael Price	F600	Triumph	675	2	3:21.838	DNF	1:36.921	80.713	2
49	Mike McLean	F600	Yamaha	600		4.209	DNF		-	0

Margin of Victory	Avg. Speed	Best Lap Tm	Best Spd	Best Lap by
3.737	81.285	1:34.457	82.819	143 - Seb Bulpin

Chief Timekeeper:

Clerk of Course:

Weather & Track :Cloudy / Damp

Results: www.sportstimingservices.com





Thundersport GB - Rounds 10 and 11

Lapchart

BMC Filters Formula 600

Cadwell Park 2.173 Miles

Race 8 - (Superpole)

07/08/2010 16:31

Race started at 16:31:11

Competitors	Laps														
	0	1	2	3	4	5	6	7	8	9	10	11	12	13	14
Seb Bulpin (143)	1	143	143	143	143	51	51	51	143	71	51	51	71	71	71
Adam Oliver (51)	2	51	51	51	51	143	143	143	51	51	71	71	51	51	51
Jody Lees (71)	3	71	71	71	71	71	71	71	71	91	91	91	91	22	22
Sam Middlemas (5)	4	5	22	91	91	91	91	91	22	22	22	22	22	91	91
Richard McNeil (22)	5	22	91	175	22	22	22	22	22	15	15	33	15	15	15
James Henry (91)	6	91	15	22	15	15	15	15	33	33	15	33	33	33	14
Alan Tanton (15)	7	15	5	15	5	5	5	5	33	5	5	5	5	14	33
Richard Charlton (42)	8	42	175	5	33	33	33	33	5	9	9	14	14	5	5
Michael Price (175)	9	175	42	33	42	9	9	9	9	14	14	9	9	9	9
Tom Meehan (33)	10	33	33	42	9	8	14	14	14	64	64	64	64	64	64
Paul Charman (9)	11	9	9	9	8	14	64	64	64	8	8	8	8	8	8
Mark Cronshaw (8)	12	8	8	8	14	64	8	8	8	43	43	43	43	43	43
Mike McLean (49)	13	49	64	43	43	43	43	43	43	60	60	10	10	10	10
Terje Joensen (60)	14	60	43	64	64	60	60	60	60	10	10	60	60	60	60
Ben Field (14)	15	14	14	14	10	10	10	10	10	6	6	6	6	6	6
Chris Wilkinson (43)	16	43	6	10	60	6	6	6	6	126	126	126	126	126	126
Sam Ludgate (10)	17	10	10	60	6	59	126	59	126	59	59	59	88	76	88
Tom McHale (64)	18	64	60	6	59	126	59	126	59	88	88	76	76	88	76
Dean Young (126)	19	126	126	59	126	76	76	76	88	76	76	88	32	32	32
Rodger Wibberley (6)	20	6	59	126	76	88	88	88	76	32	32	32	111	111	111
Dan Shailer (76)	21	76	76	76	88	32	32	32	32	111	111	111			
Brandon Barker (59)	22	59	32	88	32	111	111	111	111						
Alan Howatson (32)	23	32	88	32	111										
Andre Nakkurt (88)	24	88	111	111											
Jimmy Nixon (111)	25	111													

Chief Timekeeper:

Clerk of Course:

Weather & Track :Cloudy / Damp

Results: www.sportstimingservices.com

Printed: 07/08/2010 16:57:03





Thundersport GB - Rounds 10 and 11

BMC Filters Formula 600

Cadwell Park 2.173 Miles

Race 8 - (Superpole)

07/08/2010 16:31

Race started at 16:31:11

Lap	Lap Tm	Diff	Time of Day
(71) Jody Lees			
1	1:39.790	+5.198	16:32:53.764
2	1:35.762	+1.170	16:34:29.526
3	1:35.700	+1.108	16:36:05.226
4	1:35.544	+0.952	16:37:40.770
5	1:34.981	+0.389	16:39:15.751
6	1:34.592		16:40:50.343
7	1:34.874	+0.282	16:42:25.217
8	1:34.879	+0.287	16:44:00.096
9	1:39.098	+4.506	16:45:39.194
10	1:35.155	+0.563	16:47:14.349
11	1:35.874	+1.282	16:48:50.223
12	1:35.442	+0.850	16:50:25.665
13	1:36.117	+1.525	16:52:01.782
14	1:37.020	+2.428	16:53:38.802

(51) Adam Oliver			
1	1:38.937	+3.993	16:32:52.709
2	1:35.256	+0.312	16:34:27.965
3	1:34.944		16:36:02.909
4	1:35.539	+0.595	16:37:38.448
5	1:35.586	+0.642	16:39:14.034
6	1:35.248	+0.304	16:40:49.282
7	1:35.649	+0.705	16:42:24.931
8	1:36.562	+1.618	16:44:01.493
9	1:36.644	+1.700	16:45:38.137
10	1:35.879	+0.935	16:47:14.016
11	1:36.517	+1.573	16:48:50.533
12	1:36.433	+1.489	16:50:26.966
13	1:36.877	+1.933	16:52:03.843
14	1:38.696	+3.752	16:53:42.539

(22) Richard McNeil			
1	1:40.785	+5.111	16:32:55.243
2	1:38.671	+2.997	16:34:33.914
3	1:37.172	+1.498	16:36:11.086
4	1:36.742	+1.068	16:37:47.828
5	1:36.838	+1.164	16:39:24.666
6	1:36.871	+1.197	16:41:01.537
7	1:36.557	+0.883	16:42:38.094
8	1:37.342	+1.668	16:44:15.436
9	1:37.042	+1.368	16:45:52.478
10	1:37.637	+1.963	16:47:30.115
11	1:37.102	+1.428	16:49:07.217
12	1:36.665	+0.991	16:50:43.882
13	1:36.476	+0.802	16:52:20.358
14	1:35.674		16:53:56.032

(91) James Henry			
1	1:41.234	+5.128	16:32:55.757
2	1:37.295	+1.189	16:34:33.052
3	1:37.652	+1.546	16:36:10.704
4	1:36.672	+0.566	16:37:47.376
5	1:37.049	+0.943	16:39:24.425
6	1:36.821	+0.715	16:41:01.246
7	1:36.766	+0.660	16:42:38.012
8	1:37.312	+1.206	16:44:15.324
9	1:36.836	+0.730	16:45:52.160
10	1:37.428	+1.322	16:47:29.588
11	1:37.160	+1.054	16:49:06.748

12	1:36.726	+0.620	16:50:43.474
13	1:37.521	+1.415	16:52:20.995
14	1:36.106		16:53:57.101

(15) Alan Tanton			
1	1:41.065	+4.816	16:32:55.933
2	1:38.436	+2.187	16:34:34.369
3	1:37.218	+0.969	16:36:11.587
4	1:36.675	+0.426	16:37:48.262
5	1:36.607	+0.358	16:39:24.869
6	1:37.027	+0.778	16:41:01.896
7	1:36.467	+0.218	16:42:38.363
8	1:37.445	+1.196	16:44:15.808
9	1:36.879	+0.630	16:45:52.687
10	1:37.777	+1.528	16:47:30.464
11	1:37.052	+0.803	16:49:07.516
12	1:36.568	+0.319	16:50:44.084
13	1:37.158	+0.909	16:52:21.242
14	1:36.249		16:53:57.491

(14) Ben Field			
1	1:44.527	+8.515	16:33:00.315
2	1:38.409	+2.397	16:34:38.724
3	1:37.497	+1.485	16:36:16.221
4	1:37.823	+1.811	16:37:54.044
5	1:36.413	+0.401	16:39:30.457
6	1:36.046	+0.034	16:41:06.503
7	1:36.390	+0.378	16:42:42.893
8	1:36.706	+0.694	16:44:19.599
9	1:36.320	+0.308	16:45:55.919
10	1:36.012		16:47:31.931
11	1:37.901	+1.889	16:49:09.832
12	1:36.254	+0.242	16:50:46.086
13	1:36.952	+0.940	16:52:23.038
14	1:36.270	+0.258	16:53:59.308

(33) Tom Meehan			
1	1:41.902	+5.499	16:32:57.177
2	1:37.742	+1.339	16:34:34.919
3	1:37.650	+1.247	16:36:12.569
4	1:36.432	+0.029	16:37:49.001
5	1:36.434	+0.031	16:39:25.435
6	1:37.125	+0.722	16:41:02.560
7	1:36.403		16:42:38.963
8	1:37.172	+0.769	16:44:16.135
9	1:36.961	+0.558	16:45:53.096
10	1:37.318	+0.915	16:47:30.414
11	1:38.870	+2.467	16:49:09.284
12	1:36.760	+0.357	16:50:46.044
13	1:36.905	+0.502	16:52:22.949
14	1:37.350	+0.947	16:54:00.299

(5) Sam Middlemas			
1	1:41.946	+5.408	16:32:56.294
2	1:38.253	+1.715	16:34:34.547
3	1:37.392	+0.854	16:36:11.939
4	1:36.648	+0.110	16:37:48.587
5	1:36.538		16:39:25.125
6	1:37.174	+0.636	16:41:02.299
7	1:37.021	+0.483	16:42:39.320
8	1:37.155	+0.617	16:44:16.475

9	1:37.149	+0.611	16:45:53.624
10	1:37.262	+0.724	16:47:30.886
11	1:38.839	+2.301	16:49:09.725
12	1:36.804	+0.266	16:50:46.529
13	1:37.005	+0.467	16:52:23.534
14	1:37.022	+0.484	16:54:00.556

(9) Paul Charman			
1	1:42.230	+5.539	16:32:57.563
2	1:38.250	+1.559	16:34:35.813
3	1:37.759	+1.068	16:36:13.572
4	1:37.535	+0.844	16:37:51.107
5	1:36.958	+0.267	16:39:28.065
6	1:36.810	+0.119	16:41:04.875
7	1:36.691		16:42:41.566
8	1:37.194	+0.503	16:44:18.760
9	1:37.085	+0.394	16:45:55.845
10	1:37.246	+0.555	16:47:33.091
11	1:37.274	+0.583	16:49:10.365
12	1:37.134	+0.443	16:50:47.499
13	1:36.941	+0.250	16:52:24.440
14	1:37.413	+0.722	16:54:01.853

(64) Tom McHale			
1	1:43.540	+6.102	16:32:59.736
2	1:38.794	+1.356	16:34:38.530
3	1:38.771	+1.333	16:36:17.301
4	1:37.679	+0.241	16:37:54.980
5	1:38.319	+0.881	16:39:33.299
6	1:38.183	+0.745	16:41:11.482
7	1:38.040	+0.607	16:42:49.522
8	1:38.436	+0.998	16:44:27.958
9	1:38.228	+0.790	16:46:06.186
10	1:38.123	+0.685	16:47:44.309
11	1:38.400	+0.962	16:49:22.709
12	1:38.439	+1.001	16:51:01.148
13	1:37.438		16:52:38.586
14	1:38.024	+0.586	16:54:16.610

(8) Mark Cronshaw			
1	1:42.670	+5.252	16:32:58.281
2	1:38.628	+1.210	16:34:36.909
3	1:38.948	+1.530	16:36:15.857
4	1:37.923	+0.505	16:37:53.780
5	1:39.655	+2.237	16:39:33.435
6	1:38.551	+1.133	16:41:11.986
7	1:38.127	+0.709	16:42:50.113
8	1:38.218	+0.800	16:44:28.331
9	1:38.059	+0.641	16:46:06.390
10	1:38.158	+0.740	16:47:44.548
11	1:38.206	+0.788	16:49:22.754
12	1:38.721	+1.303	16:51:01.475
13	1:37.418		16:52:38.893
14	1:38.094	+0.676	16:54:16.987

(43) Chris Wilkinson			
1	1:43.988	+6.004	16:32:59.988
2	1:37.984		16:34:37.972
3	1:38.872	+0.888	16:36:16.844
4	1:39.398	+1.414	16:37:56.242
5	1:38.827	+0.843	16:39:35.069

Chief Timekeeper:

Clerk of Course:

Weather & Track :Cloudy / Damp

Results: www.sportstimingservices.com

Printed: 07/08/2010 16:56:40





Thundersport GB - Rounds 10 and 11

BMC Filters Formula 600

Cadwell Park 2.173 Miles

Race 8 - (Superpole)

07/08/2010 16:31

Race started at 16:31:11

Lap	Lap Tm	Diff	Time of Day
6	1:38.502	+0.518	16:41:13.571
7	1:38.766	+0.782	16:42:52.337
8	1:39.312	+1.328	16:44:31.649
9	1:39.035	+1.051	16:46:10.684
10	1:38.591	+0.607	16:47:49.275
11	1:38.436	+0.452	16:49:27.711
12	1:39.218	+1.234	16:51:06.929
13	1:39.146	+1.162	16:52:46.075
14	1:39.125	+1.141	16:54:25.200

(10) Sam Ludgate

1	1:45.567	+8.198	16:33:01.671
2	1:39.251	+1.882	16:34:40.922
3	1:40.101	+2.732	16:36:21.023
4	1:40.644	+3.275	16:38:01.667
5	1:39.081	+1.712	16:39:40.748
6	1:39.182	+1.813	16:41:19.930
7	1:39.320	+1.951	16:42:59.250
8	1:40.285	+2.916	16:44:39.535
9	1:39.694	+2.325	16:46:19.229
10	1:37.369		16:47:56.598
11	1:38.132	+0.763	16:49:34.730
12	1:38.469	+1.100	16:51:13.199
13	1:39.330	+1.961	16:52:52.529
14	1:39.160	+1.791	16:54:31.689

(60) Terje Joensen

1	1:46.385	+7.421	16:33:02.129
2	1:39.517	+0.553	16:34:41.646
3	1:39.983	+1.019	16:36:21.629
4	1:39.681	+0.717	16:38:01.310
5	1:38.964		16:39:40.274
6	1:39.162	+0.198	16:41:19.436
7	1:39.352	+0.388	16:42:58.788
8	1:40.571	+1.607	16:44:39.359
9	1:39.733	+0.769	16:46:19.092
10	1:39.207	+0.243	16:47:58.299
11	1:39.289	+0.325	16:49:37.588
12	1:39.480	+0.516	16:51:17.068
13	1:39.763	+0.799	16:52:56.831
14	1:40.294	+1.330	16:54:37.125

(6) Rodger Wibberley

1	1:45.287	+4.875	16:33:01.620
2	1:41.637	+1.225	16:34:43.257
3	1:41.075	+0.663	16:36:24.332
4	1:41.876	+1.464	16:38:06.208
5	1:40.674	+0.262	16:39:46.882
6	1:40.714	+0.302	16:41:27.596
7	1:40.540	+0.128	16:43:08.136
8	1:40.664	+0.252	16:44:48.800
9	1:40.412		16:46:29.212
10	1:41.028	+0.616	16:48:10.240
11	1:40.804	+0.392	16:49:51.044
12	1:41.170	+0.758	16:51:32.214
13	1:41.181	+0.769	16:53:13.395
14	1:40.422	+0.010	16:54:53.817

(126) Dean Young

1	1:47.525	+6.641	16:33:03.730
2	1:43.477	+2.593	16:34:47.207

Lap	Lap Tm	Diff	Time of Day
3	1:44.594	+3.710	16:36:31.801
4	1:42.966	+2.082	16:38:14.767
5	1:42.816	+1.932	16:39:57.583
6	1:43.037	+2.153	16:41:40.620
7	1:40.884		16:43:21.504
8	1:41.471	+0.587	16:45:02.975
9	1:42.054	+1.170	16:46:45.029
10	1:42.029	+1.145	16:48:27.058
11	1:42.485	+1.601	16:50:09.543
12	1:42.845	+1.961	16:51:52.388
13	1:43.073	+2.189	16:53:35.461
14	1:43.895	+3.011	16:55:19.356

(88) Andre Nakkurt

1	1:49.018	+7.304	16:33:05.984
2	1:42.681	+0.967	16:34:48.665
3	1:44.093	+2.379	16:36:32.758
4	1:43.578	+1.864	16:38:16.336
5	1:43.165	+1.451	16:39:59.501
6	1:42.914	+1.200	16:41:42.415
7	1:42.319	+0.605	16:43:24.734
8	1:42.235	+0.521	16:45:06.969
9	1:42.373	+0.659	16:46:49.342
10	1:43.227	+1.513	16:48:32.569
11	1:41.714		16:50:14.283
12	1:42.303	+0.589	16:51:56.586
13	1:42.296	+0.582	16:53:38.882

(76) Dan Shailer

1	1:48.081	+6.250	16:33:04.723
2	1:42.935	+1.104	16:34:47.658
3	1:44.360	+2.529	16:36:32.018
4	1:43.120	+1.289	16:38:15.138
5	1:43.415	+1.584	16:39:58.553
6	1:42.858	+1.027	16:41:41.411
7	1:43.828	+1.997	16:43:25.239
8	1:42.175	+0.344	16:45:07.414
9	1:42.599	+0.768	16:46:50.013
10	1:42.495	+0.664	16:48:32.508
11	1:41.884	+0.053	16:50:14.392
12	1:41.831		16:51:56.223
13	1:42.897	+1.066	16:53:39.120

(32) Alan Howatson

1	1:48.311	+5.574	16:33:05.269
2	1:43.793	+1.056	16:34:49.062
3	1:44.180	+1.443	16:36:33.242
4	1:43.875	+1.138	16:38:17.117
5	1:43.152	+0.415	16:40:00.269
6	1:43.028	+0.291	16:41:43.297
7	1:43.114	+0.377	16:43:26.411
8	1:42.737		16:45:09.148
9	1:44.065	+1.328	16:46:53.213
10	1:44.619	+1.882	16:48:37.832
11	1:45.482	+2.745	16:50:23.314
12	1:46.495	+3.758	16:52:09.809
13	1:45.935	+3.198	16:53:55.744

(111) Jimmy Nixon

1	1:50.325	+3.758	16:33:07.458
2	1:46.598	+0.031	16:34:54.056

Lap	Lap Tm	Diff	Time of Day
3	1:49.995	+3.428	16:36:44.051
4	1:48.309	+1.742	16:38:32.360
5	1:48.404	+1.837	16:40:20.764
6	1:46.567		16:42:07.331
7	1:47.108	+0.541	16:43:54.439
8	1:47.669	+1.102	16:45:42.108
9	1:47.177	+0.610	16:47:29.285
10	1:48.016	+1.449	16:49:17.301
11	1:49.535	+2.968	16:51:06.836
12	1:47.343	+0.776	16:52:54.179
13	1:47.009	+0.442	16:54:41.188

(59) Brandon Barker

1	1:47.497	+5.625	16:33:04.434
2	1:42.534	+0.662	16:34:46.968
3	1:44.165	+2.293	16:36:31.133
4	1:43.534	+1.662	16:38:14.667
5	1:43.284	+1.412	16:39:57.951
6	1:42.347	+0.475	16:41:40.298
7	1:42.322	+0.450	16:43:22.620
8	1:41.912	+0.040	16:45:04.532
9	1:41.872		16:46:46.404
10	1:42.436	+0.564	16:48:28.840

(143) Seb Bulpin

1	1:38.413	+3.956	16:32:51.982
2	1:35.479	+1.022	16:34:27.461
3	1:35.214	+0.757	16:36:02.675
4	1:36.188	+1.731	16:37:38.863
5	1:35.429	+0.972	16:39:14.292
6	1:35.428	+0.971	16:40:49.720
7	1:34.457		16:42:24.177

(42) Richard Charlton

1	1:42.038	+4.281	16:32:56.946
2	1:38.379	+0.622	16:34:35.325
3	1:37.757		16:36:13.082

(175) Michael Price

1	1:41.432	+4.511	16:32:56.364
2	1:36.921		16:34:33.285

Chief Timekeeper:

Clerk of Course:

Weather & Track :Cloudy / Damp

Results: www.sportstimingservices.com

Printed: 07/08/2010 16:56:40





Thundersport GB - Rounds 10 and 11

BMC Filters Formula 600

Cadwell Park 2.173 Miles

Starting Grid - Sunday

08/08/2010

Race



POLE POSITION

3	2	1	
22	51	71	1
6	5	4	2
5	143	91	3
9	8	7	4
42	175	15	5
12	11	10	6
60	33	9	7
15	14	13	8
43	49	8	9
18	17	16	
10	18	14	
21	20	19	
126	6	64	
24	23	22	
32	76	59	
	26	25	
	111	88	

Chief Timekeeper:

Clerk of Course:

Weather & Track :

Results: www.sportstimingservices.com

Printed: 07/08/2010 16:59:57





Thundersport GB - Rounds 10 and 11

Sorted on Laps

BMC Filters Formula 600

Cadwell Park 2.173 Miles

Race 7

08/08/2010 13:40

Race started at 13:40:09

Pos	No.	Name	Class	Make	Model	Laps	Total Tm	Diff	Best Tm	Best Spd	In Lap
1	143	Seb Bulpin	F600	Yamaha	600	8	12:51.926		1:35.110	82.250	4
2	71	Jody Lees	F600	Yamaha	600	8	12:56.761	4.835	1:35.159	82.208	8
3	22	Richard McNeil	F600	Suzuki	600	8	12:57.680	5.754	1:36.098	81.404	3
4	15	Alan Tanton	F600	Yamaha	600	8	12:57.888	5.962	1:35.998	81.489	5
5	51	Adam Oliver	F600	Honda	600	8	13:02.171	10.245	1:35.168	82.200	5
6	14	Ben Field	F600	Honda	600	8	13:03.893	11.967	1:35.414	81.988	6
7	175	Michael Price	F600	Triumph	675	8	13:04.635	12.709	1:35.747	81.703	4
8	9	Paul Charman	F600	Suzuki	600	8	13:04.935	13.009	1:36.077	81.422	7
9	42	Richard Charlton	F600	Yamaha	600	8	13:06.239	14.313	1:36.708	80.891	8
10	64	Tom McHale	F600	Honda	600	8	13:09.991	18.065	1:37.163	80.512	8
11	49	Mike McLean	F600	Yamaha	600	8	13:10.322	18.396	1:37.124	80.544	8
12	111	Chris Barnes	F600	Kawasaki	600	8	13:17.275	25.349	1:37.679	80.087	3
13	10	Sam Ludgate	F600	Honda	600	8	13:18.678	26.752	1:37.327	80.376	8
14	43	Chris Wilkinson	F600	Yamaha	600	8	13:20.482	28.556	1:38.180	79.678	6
15	60	Terje Joensen	F600	Yamaha	600	8	13:20.751	28.825	1:37.499	80.235	5
16	88	Andre Nakkurt	F600	Kawasaki	600	8	13:44.979	53.053	1:40.296	77.997	4
17	126	Dean Young	F600	Yamaha	600	8	13:45.147	53.221	1:40.807	77.602	7
18	76	Dan Shailer	F600	Honda	600	8	13:45.156	53.230	1:40.917	77.517	7
19	6	Rodger Wibberley	F600	Kawasaki	600	8	13:45.509	53.583	1:41.464	77.099	8
20	32	Alan Howatson	F600	Yamaha	600	8	13:48.157	56.231	1:41.598	76.998	6

Not classified ()

91	James Henry	F600	Yamaha	600	8	12:57.303	DNF	1:35.753	81.698	5
5	Sam Middlemas	F600	Triumph	675	6	9:45.822	DNF	1:35.062	82.292	5
8	Mark Cronshaw	F600	Yamaha	600	3	5:18.263	DNF	1:38.073	79.765	3
33	Tom Meehan	F600	Yamaha	600	2	3:22.873	DNF	1:37.178	80.500	2

Announcements

- No.51 - 10 Second Time Penalty added - JUMP START
- No.88 - PLEASE CHECK TRANSPONDER - NOT WORKING

Margin of Victory	Avg. Speed	Best Lap Tm	Best Spd	Best Lap by
4.835	81.073	1:35.062	82.292	5 - Sam Middlemas

Chief Timekeeper:

Clerk of Course:

Weather & Track : Bright / Dry

Results: www.sportstimingservices.com





Thundersport GB - Rounds 10 and 11

Lapchart

BMC Filters Formula 600

Cadwell Park 2.173 Miles

Race 7

08/08/2010 13:40

Race started at 13:40:09

Competitors	Laps									
	0	1	2	3	4	5	6	7	8	
Adam Oliver (51)	1	51	143	143	143	143	143	143	143	143
Jody Lees (71)	2	71	22	22	22	51	51	51	51	51
Richard McNeil (22)	3	22	71	51	51	22	91	91	91	71
Seb Bulpin (143)	4	143	51	71	71	91	22	22	22	91
James Henry (91)	5	91	91	91	91	15	15	15	71	22
Sam Middlemas (5)	6	5	15	15	15	71	71	5	15	15
Alan Tanton (15)	7	15	42	33	5	5	5	71	14	14
Richard Charlton (42)	8	42	33	5	42	175	175	175	175	175
Michael Price (175)	9	175	9	42	175	42	42	14	9	9
Tom Meehan (33)	10	33	5	175	9	9	14	42	42	42
Paul Charman (9)	11	9	8	9	64	14	9	9	64	64
Terje Joensen (60)	12	60	175	64	14	64	64	64	49	49
Mark Cronshaw (8)	13	8	64	49	49	49	49	49	111	111
Mike McLean (49)	14	49	49	14	111	111	111	111	43	10
Ben Field (14)	15	14	14	43	43	43	43	43	10	43
Sam Ludgate (10)	16	10	43	111	10	10	10	10	60	60
Chris Wilkinson (43)	17	43	111	10	60	60	60	60	126	88
Tom McHale (64)	18	64	10	60	126	126	126	126	88	126
Dean Young (126)	19	126	126	126	6	6	88	88	76	76
Rodger Wibberley (6)	20	6	60	6	76	88	6	6	6	6
Dan Shailer (76)	21	76	6	76	88	76	76	76	32	32
Chris Barnes (111)	22	111	76	88	32	32	32			
Andre Nakkurt (88)	23	88	88	32	8					
Alan Howatson (32)	24	32	32	8						

Chief Timekeeper:

Clerk of Course:

Weather & Track : Bright / Dry

Results: www.sportstimingservices.com

Printed: 08/08/2010 13:57:12





Thundersport GB - Rounds 10 and 11

BMC Filters Formula 600

Cadwell Park 2.173 Miles

Race 7

08/08/2010 13:40

Race started at 13:40:09

Lap	Lap Tm	Diff	Time of Day
(143) Seb Bulpin			
1	1:39.276	+4.166	13:41:51.705
2	1:35.381	+0.271	13:43:27.086
3	1:35.229	+0.119	13:45:02.315
4	1:35.110		13:46:37.425
5	1:35.767	+0.657	13:48:13.192
6	1:37.587	+2.477	13:49:50.779
7	1:35.181	+0.071	13:51:25.960
8	1:35.546	+0.436	13:53:01.506

Lap	Lap Tm	Diff	Time of Day
(71) Jody Lees			
1	1:40.400	+5.241	13:41:52.384
2	1:37.009	+1.850	13:43:29.393
3	1:35.814	+0.655	13:45:05.207
4	1:37.462	+2.303	13:46:42.669
5	1:36.111	+0.952	13:48:18.780
6	1:36.783	+1.624	13:49:55.563
7	1:35.619	+0.460	13:51:31.182
8	1:35.159		13:53:06.341

Lap	Lap Tm	Diff	Time of Day
(22) Richard McNeil			
1	1:40.061	+3.963	13:41:52.179
2	1:36.331	+0.233	13:43:28.510
3	1:36.098		13:45:04.608
4	1:37.023	+0.925	13:46:41.631
5	1:36.562	+0.464	13:48:18.193
6	1:36.443	+0.345	13:49:54.636
7	1:36.354	+0.256	13:51:30.990
8	1:36.270	+0.172	13:53:07.260

Lap	Lap Tm	Diff	Time of Day
(15) Alan Tanton			
1	1:41.131	+5.133	13:41:53.964
2	1:36.116	+0.118	13:43:30.080
3	1:36.042	+0.044	13:45:06.122
4	1:36.288	+0.290	13:46:42.410
5	1:35.998		13:48:18.408
6	1:36.457	+0.459	13:49:54.865
7	1:36.590	+0.592	13:51:31.455
8	1:36.013	+0.015	13:53:07.468

Lap	Lap Tm	Diff	Time of Day
(51) Adam Oliver			
1	1:41.863	+6.695	13:41:52.790
2	1:36.064	+0.896	13:43:28.854
3	1:35.882	+0.714	13:45:04.736
4	1:35.825	+0.657	13:46:40.561
5	1:35.168		13:48:15.729
6	1:35.169	+0.001	13:49:50.898
7	1:35.438	+0.270	13:51:26.336
8	1:35.415	+0.247	13:53:01.751

Lap	Lap Tm	Diff	Time of Day
(14) Ben Field			
1	1:44.179	+8.765	13:41:58.045
2	1:37.744	+2.330	13:43:35.789
3	1:36.849	+1.435	13:45:12.638
4	1:35.821	+0.407	13:46:48.459
5	1:36.528	+1.114	13:48:24.987
6	1:35.414		13:50:00.401
7	1:36.709	+1.295	13:51:37.110
8	1:36.363	+0.949	13:53:13.473

Lap	Lap Tm	Diff	Time of Day
(175) Michael Price			
1	1:43.391	+7.644	13:41:56.580
2	1:37.516	+1.769	13:43:34.096
3	1:37.054	+1.307	13:45:11.150
4	1:35.747		13:46:46.897
5	1:36.008	+0.261	13:48:22.905
6	1:36.808	+1.061	13:49:59.713
7	1:37.580	+1.833	13:51:37.293
8	1:36.922	+1.175	13:53:14.215

Lap	Lap Tm	Diff	Time of Day
(9) Paul Charman			
1	1:42.178	+6.101	13:41:55.546
2	1:38.811	+2.734	13:43:34.357
3	1:37.123	+1.046	13:45:11.480
4	1:36.502	+0.425	13:46:47.982
5	1:37.308	+1.231	13:48:25.290
6	1:36.670	+0.593	13:50:01.960
7	1:36.077		13:51:38.037
8	1:36.478	+0.401	13:53:14.515

Lap	Lap Tm	Diff	Time of Day
(42) Richard Charlton			
1	1:42.091	+5.383	13:41:55.091
2	1:38.476	+1.768	13:43:33.567
3	1:37.087	+0.379	13:45:10.654
4	1:37.037	+0.329	13:46:47.691
5	1:37.092	+0.384	13:48:24.783
6	1:36.919	+0.211	13:50:01.702
7	1:37.409	+0.701	13:51:39.111
8	1:36.708		13:53:15.819

Lap	Lap Tm	Diff	Time of Day
(64) Tom McHale			
1	1:43.266	+6.103	13:41:57.491
2	1:37.882	+0.719	13:43:35.373
3	1:37.205	+0.042	13:45:12.578
4	1:37.560	+0.397	13:46:50.138
5	1:37.512	+0.349	13:48:27.650
6	1:37.431	+0.268	13:50:05.081
7	1:37.327	+0.164	13:51:42.408
8	1:37.163		13:53:19.571

Lap	Lap Tm	Diff	Time of Day
(49) Mike McLean			
1	1:43.985	+6.861	13:41:57.741
2	1:37.962	+0.838	13:43:35.703
3	1:37.448	+0.324	13:45:13.151
4	1:37.348	+0.224	13:46:50.499
5	1:37.408	+0.284	13:48:27.907
6	1:37.395	+0.271	13:50:05.302
7	1:37.476	+0.352	13:51:42.778
8	1:37.124		13:53:19.902

Lap	Lap Tm	Diff	Time of Day
(111) Chris Barnes			
1	1:43.928	+6.249	13:41:59.076
2	1:38.491	+0.812	13:43:37.567
3	1:37.679		13:45:15.246
4	1:37.767	+0.088	13:46:53.013
5	1:38.108	+0.429	13:48:31.121
6	1:37.808	+0.129	13:50:08.929
7	1:39.377	+1.698	13:51:48.306
8	1:38.549	+0.870	13:53:26.855

Lap	Lap Tm	Diff	Time of Day
(10) Sam Ludgate			

Lap	Lap Tm	Diff	Time of Day
1	1:45.302	+7.975	13:41:59.384
2	1:39.004	+1.677	13:43:38.388
3	1:38.690	+1.363	13:45:17.078
4	1:38.256	+0.929	13:46:55.334
5	1:38.479	+1.152	13:48:33.813
6	1:38.436	+1.109	13:50:12.249
7	1:38.682	+1.355	13:51:50.931
8	1:37.327		13:53:28.258

Lap	Lap Tm	Diff	Time of Day
(43) Chris Wilkinson			
1	1:44.738	+6.558	13:41:58.863
2	1:38.435	+0.255	13:43:37.298
3	1:39.056	+0.876	13:45:16.354
4	1:38.477	+0.297	13:46:54.831
5	1:38.687	+0.507	13:48:33.518
6	1:38.180		13:50:11.698
7	1:39.068	+0.888	13:51:50.766
8	1:39.296	+1.116	13:53:30.062

Lap	Lap Tm	Diff	Time of Day
(60) Terje Joensen			
1	1:47.036	+9.537	13:42:00.544
2	1:40.217	+2.718	13:43:40.761
3	1:38.370	+0.871	13:45:19.131
4	1:37.744	+0.245	13:46:56.875
5	1:37.499		13:48:34.374
6	1:38.244	+0.745	13:50:12.618
7	1:38.695	+1.196	13:51:51.313
8	1:39.018	+1.519	13:53:30.331

Lap	Lap Tm	Diff	Time of Day
(88) Andre Nakkurt			
1	1:47.166	+6.870	13:42:02.432
2	1:41.776	+1.480	13:43:44.208
3	1:43.208	+2.912	13:45:27.416
4	1:40.296		13:47:07.712
5	1:41.298	+1.002	13:48:49.010
6	1:41.850	+1.554	13:50:30.860
7	1:40.840	+0.544	13:52:11.700
8	1:42.859	+2.563	13:53:54.559

Lap	Lap Tm	Diff	Time of Day
(126) Dean Young			
1	1:45.925	+5.118	13:42:00.429
2	1:42.238	+1.431	13:43:42.667
3	1:41.701	+0.894	13:45:24.368
4	1:42.361	+1.554	13:47:06.729
5	1:41.746	+0.939	13:48:48.475
6	1:41.978	+1.171	13:50:30.453
7	1:40.807		13:52:11.260
8	1:43.467	+2.660	13:53:54.727

Lap	Lap Tm	Diff	Time of Day
(76) Dan Shailer			
1	1:47.261	+6.344	13:42:01.962
2	1:41.760	+0.843	13:43:43.722
3	1:42.706	+1.789	13:45:26.428
4	1:42.205	+1.288	13:47:08.633
5	1:41.744	+0.827	13:48:50.377
6	1:41.328	+0.411	13:50:31.705
7	1:40.917		13:52:12.622
8	1:42.114	+1.197	13:53:54.736

Lap	Lap Tm	Diff	Time of Day
(6) Roger Wibberley			
1	1:46.839	+5.375	13:42:01.492

Chief Timekeeper:


Clerk of Course:

Weather & Track : Bright / Dry

Results: www.sportstimingservices.com

Printed: 08/08/2010 13:56:49





Thundersport GB - Rounds 10 and 11

BMC Filters Formula 600

Cadwell Park 2.173 Miles

Race 7

08/08/2010 13:40

Race started at 13:40:09

Lap	Lap Tm	Diff	Time of Day
2	1:41.693	+0.229	13:43:43.185
3	1:42.362	+0.898	13:45:25.547
4	1:41.629	+0.165	13:47:07.176
5	1:42.290	+0.826	13:48:49.466
6	1:41.887	+0.423	13:50:31.353
7	1:42.272	+0.808	13:52:13.625
8	1:41.464		13:53:55.089

(32) Alan Howatson

1	1:47.517	+5.919	13:42:02.959
2	1:42.010	+0.412	13:43:44.969
3	1:42.693	+1.095	13:45:27.662
4	1:42.014	+0.416	13:47:09.676
5	1:42.001	+0.403	13:48:51.677
6	1:41.598		13:50:33.275
7	1:42.099	+0.501	13:52:15.374
8	1:42.363	+0.765	13:53:57.737

(91) James Henry

1	1:41.215	+5.462	13:41:53.665
2	1:36.062	+0.309	13:43:29.727
3	1:35.924	+0.171	13:45:05.651
4	1:36.442	+0.689	13:46:42.093
5	1:35.753		13:48:17.846
6	1:36.361	+0.608	13:49:54.207
7	1:36.557	+0.804	13:51:30.764
8	1:36.119	+0.366	13:53:06.883

(5) Sam Middlemas

1	1:42.994	+7.932	13:41:55.695
2	1:37.032	+1.970	13:43:32.727
3	1:36.930	+1.868	13:45:09.657
4	1:35.311	+0.249	13:46:44.968
5	1:35.062		13:48:20.030
6	1:35.372	+0.310	13:49:55.402

(8) Mark Cronshaw

1	1:42.627	+4.554	13:41:56.349
2	1:53.421	+15.348	13:43:49.770
3	1:38.073		13:45:27.843

(33) Tom Meehan

1	1:41.946	+4.768	13:41:55.275
2	1:37.178		13:43:32.453

Lap	Lap Tm	Diff	Time of Day
-----	--------	------	-------------

Lap	Lap Tm	Diff	Time of Day
-----	--------	------	-------------

Chief Timekeeper:

Clerk of Course:

Weather & Track : Bright / Dry

Results: www.sportstimingservices.com

Printed: 08/08/2010 13:56:49





Thundersport GB - Rounds 10 and 11

Sorted on Laps

BMC Filters Formula 600

Cadwell Park 2.173 Miles

Race 15

08/08/2010 17:11

Race started at 17:11:06

Pos	No.	Name	Class	Make	Model	Laps	Total Tm	Diff	Best Tm	Best Spd	In Lap
1	143	Seb Bulpin	F600	Yamaha	600	9	14:26.760		1:34.926	82.409	5
2	71	Jody Lees	F600	Yamaha	600	9	14:27.848	1.088	1:34.809	82.511	8
3	22	Richard McNeil	F600	Suzuki	600	9	14:29.183	2.423	1:35.186	82.184	9
4	51	Adam Oliver	F600	Honda	600	9	14:30.993	4.233	1:35.752	81.699	2
5	175	Michael Price	F600	Triumph	675	9	14:31.565	4.805	1:35.888	81.583	5
6	15	Alan Tanton	F600	Yamaha	600	9	14:32.579	5.819	1:35.988	81.498	2
7	9	Paul Charman	F600	Suzuki	600	9	14:33.293	6.533	1:35.541	81.879	8
8	14	Ben Field	F600	Honda	600	9	14:37.831	11.071	1:35.973	81.510	5
9	42	Richard Charlton	F600	Yamaha	600	9	14:41.213	14.453	1:36.678	80.916	5
10	64	Tom McHale	F600	Honda	600	9	14:41.278	14.518	1:35.928	81.549	9
11	33	Tom Meehan	F600	Yamaha	600	9	14:44.316	17.556	1:36.878	80.749	7
12	10	Sam Ludgate	F600	Honda	600	9	14:50.525	23.765	1:36.962	80.679	7
13	111	Chris Barnes	F600	Kawasaki	600	9	14:51.871	25.111	1:37.100	80.564	4
14	43	Chris Wilkinson	F600	Yamaha	600	9	14:53.806	27.046	1:37.588	80.161	7
15	60	Terje Joensen	F600	Yamaha	600	9	14:57.088	30.328	1:37.873	79.928	5
16	88	Andre Nakkurt	F600	Kawasaki	600	9	15:10.037	43.277	1:39.188	78.868	7
17	126	Dean Young	F600	Yamaha	600	9	15:28.731	1:01.971	1:40.456	77.873	7
18	76	Dan Shailer	F600	Honda	600	9	15:29.202	1:02.442	1:40.942	77.498	6
19	32	Alan Howatson	F600	Yamaha	600	9	15:41.736	1:14.976	1:42.625	76.227	3

Margin of Victory	Avg. Speed	Best Lap Tm	Best Spd	Best Lap by
1.088	81.228	1:34.809	82.511	71 - Jody Lees

Chief Timekeeper:

Clerk of Course:

Weather & Track : Cloudy / Dry

Results: www.sportstimingservices.com





Thundersport GB - Rounds 10 and 11

Lapchart

BMC Filters Formula 600

Cadwell Park 2.173 Miles

Race 15

08/08/2010 17:11

Race started at 17:11:06

Competitors	Laps										
	0	1	2	3	4	5	6	7	8	9	
Adam Oliver (51)	1	51	22	22	22	143	143	143	143	143	143
Jody Lees (71)	2	71	143	143	143	22	22	22	71	71	71
Richard McNeil (22)	3	22	71	71	51	51	51	71	22	22	22
Seb Bulpin (143)	4	143	51	51	71	71	71	51	51	51	51
Michael Price (175)	5	175	175	175	175	175	175	175	175	175	175
Richard Charlton (42)	6	42	42	15	15	15	15	15	15	15	15
Alan Tanton (15)	7	15	15	42	42	9	9	9	9	9	9
Paul Charman (9)	8	9	9	9	14	14	14	14	14	14	14
Tom Meehan (33)	9	33	14	14	14	42	42	42	42	42	42
Terje Joensen (60)	10	60	64	33	33	33	33	64	64	64	64
Ben Field (14)	11	14	33	64	64	64	64	33	33	33	33
Sam Ludgate (10)	12	10	10	111	111	111	111	111	111	111	10
Tom McHale (64)	13	64	111	10	10	10	10	10	10	10	111
Chris Wilkinson (43)	14	43	43	43	43	43	43	43	43	43	43
Dean Young (126)	15	126	60	60	60	60	60	60	60	60	60
Dan Shailer (76)	16	76	126	88	88	88	88	88	88	88	88
Chris Barnes (111)	17	111	88	126	126	126	126	76	76	76	126
Alan Howatson (32)	18	32	76	76	76	76	76	126	126	126	76
Andre Nakkurt (88)	19	88	32	32	32	32	32	32	32	32	32

Chief Timekeeper:

Clerk of Course:

Weather & Track : Cloudy / Dry

Results: www.sportstimingservices.com

Printed: 08/08/2010 17:28:31





Thundersport GB - Rounds 10 and 11

BMC Filters Formula 600

Cadwell Park 2.173 Miles

Race 15

08/08/2010 17:11

Race started at 17:11:06

Lap	Lap Tm	Diff	Time of Day
(143) Seb Bulpin			
1	1:39.275	+4.349	17:12:47.940
2	1:36.259	+1.333	17:14:24.199
3	1:36.447	+1.521	17:16:00.646
4	1:35.616	+0.690	17:17:36.262
5	1:34.926		17:19:11.188
6	1:35.320	+0.394	17:20:46.508
7	1:35.483	+0.557	17:22:21.991
8	1:35.497	+0.571	17:23:57.488
9	1:36.193	+1.267	17:25:33.681

(71) Jody Lees			
1	1:40.358	+5.549	17:12:48.470
2	1:36.050	+1.241	17:14:24.520
3	1:37.105	+2.296	17:16:01.625
4	1:36.174	+1.365	17:17:37.799
5	1:36.015	+1.206	17:19:13.814
6	1:35.529	+0.720	17:20:49.343
7	1:35.463	+0.654	17:22:24.806
8	1:34.809		17:23:59.615
9	1:35.154	+0.345	17:25:34.769

(22) Richard McNeil			
1	1:39.389	+4.203	17:12:47.582
2	1:36.333	+1.147	17:14:23.915
3	1:36.323	+1.137	17:16:00.238
4	1:36.869	+1.683	17:17:37.107
5	1:36.160	+0.974	17:19:13.267
6	1:35.818	+0.632	17:20:49.085
7	1:36.268	+1.082	17:22:25.353
8	1:35.565	+0.379	17:24:00.918
9	1:35.186		17:25:36.104

(51) Adam Oliver			
1	1:41.202	+5.450	17:12:49.294
2	1:35.752		17:14:25.046
3	1:35.954	+0.202	17:16:01.000
4	1:36.373	+0.621	17:17:37.373
5	1:36.172	+0.420	17:19:13.545
6	1:36.023	+0.271	17:20:49.568
7	1:36.184	+0.432	17:22:25.752
8	1:35.987	+0.235	17:24:01.739
9	1:36.175	+0.423	17:25:37.914

(175) Michael Price			
1	1:40.247	+4.359	17:12:49.443
2	1:36.350	+0.462	17:14:25.793
3	1:36.322	+0.434	17:16:02.115
4	1:36.340	+0.452	17:17:38.455
5	1:35.888		17:19:14.343
6	1:36.164	+0.276	17:20:50.507
7	1:35.981	+0.093	17:22:26.488
8	1:35.931	+0.043	17:24:02.419
9	1:36.067	+0.179	17:25:38.486

(15) Alan Tanton			
1	1:41.107	+5.119	17:12:50.453
2	1:35.988		17:14:26.441
3	1:35.997	+0.009	17:16:02.438
4	1:36.278	+0.290	17:17:38.716

5	1:36.080	+0.092	17:19:14.796
6	1:36.109	+0.121	17:20:50.905
7	1:36.154	+0.166	17:22:27.059
8	1:36.021	+0.033	17:24:03.080
9	1:36.420	+0.432	17:25:39.500

(9) Paul Charman			
1	1:41.247	+5.706	17:12:50.807
2	1:36.733	+1.192	17:14:27.540
3	1:36.978	+1.437	17:16:04.518
4	1:36.791	+1.250	17:17:41.309
5	1:35.996	+0.455	17:19:17.305
6	1:35.780	+0.239	17:20:53.085
7	1:35.799	+0.258	17:22:28.884
8	1:35.541		17:24:04.425
9	1:35.789	+0.248	17:25:40.214

(14) Ben Field			
1	1:41.570	+5.597	17:12:51.561
2	1:37.327	+1.354	17:14:28.888
3	1:36.596	+0.623	17:16:05.484
4	1:36.378	+0.405	17:17:41.862
5	1:35.973		17:19:17.835
6	1:35.976	+0.003	17:20:53.811
7	1:36.025	+0.052	17:22:29.836
8	1:36.365	+0.392	17:24:06.201
9	1:38.551	+2.578	17:25:44.752

(42) Richard Charlton			
1	1:40.820	+4.142	17:12:50.027
2	1:37.077	+0.399	17:14:27.104
3	1:37.148	+0.470	17:16:04.252
4	1:38.215	+1.537	17:17:42.467
5	1:36.678		17:19:19.145
6	1:36.815	+0.137	17:20:55.960
7	1:36.909	+0.231	17:22:32.869
8	1:37.465	+0.787	17:24:10.334
9	1:37.800	+1.122	17:25:48.134

(64) Tom McHale			
1	1:42.551	+6.623	17:12:52.946
2	1:38.919	+2.991	17:14:31.865
3	1:37.499	+1.571	17:16:09.364
4	1:36.900	+0.972	17:17:46.264
5	1:36.558	+0.630	17:19:22.822
6	1:36.423	+0.495	17:20:59.245
7	1:36.301	+0.373	17:22:35.546
8	1:36.725	+0.797	17:24:12.271
9	1:35.928		17:25:48.199

(33) Tom Meehan			
1	1:43.445	+6.567	17:12:53.102
2	1:38.190	+1.312	17:14:31.292
3	1:36.984	+0.106	17:16:08.276
4	1:37.146	+0.268	17:17:45.422
5	1:37.273	+0.395	17:19:22.695
6	1:37.020	+0.142	17:20:59.715
7	1:36.878		17:22:36.593
8	1:36.920	+0.042	17:24:13.513
9	1:37.724	+0.846	17:25:51.237

(10) Sam Ludgate			
1	1:43.298	+6.336	17:12:53.607
2	1:39.331	+2.369	17:14:32.938
3	1:38.023	+1.061	17:16:10.961
4	1:38.048	+1.086	17:17:49.009
5	1:38.208	+1.246	17:19:27.217
6	1:38.015	+1.053	17:21:05.232
7	1:36.962		17:22:42.194
8	1:37.623	+0.661	17:24:19.817
9	1:37.629	+0.667	17:25:57.446

(111) Chris Barnes			
1	1:42.772	+5.672	17:12:53.969
2	1:38.194	+1.094	17:14:32.164
3	1:37.490	+0.390	17:16:09.654
4	1:37.100		17:17:46.754
5	1:37.550	+0.450	17:19:24.304
6	1:38.531	+1.431	17:21:02.835
7	1:38.792	+1.692	17:22:41.627
8	1:37.995	+0.895	17:24:19.623
9	1:39.169	+2.069	17:25:58.792

(43) Chris Wilkinson			
1	1:43.956	+6.368	17:12:54.412
2	1:38.923	+1.335	17:14:33.335
3	1:38.058	+0.470	17:16:11.393
4	1:37.947	+0.359	17:17:49.340
5	1:38.255	+0.667	17:19:27.595
6	1:38.141	+0.553	17:21:05.736
7	1:37.588		17:22:43.324
8	1:38.368	+0.780	17:24:21.692
9	1:39.035	+1.447	17:26:00.727

(60) Terje Joensen			
1	1:44.989	+7.116	17:12:54.912
2	1:38.942	+1.069	17:14:33.854
3	1:38.079	+0.206	17:16:11.933
4	1:38.186	+0.313	17:17:50.119
5	1:37.873		17:19:27.992
6	1:38.567	+0.694	17:21:06.559
7	1:38.130	+0.257	17:22:44.689
8	1:38.611	+0.738	17:24:23.300
9	1:40.709	+2.836	17:26:04.009

(88) Andre Nakkurt			
1	1:47.031	+7.843	17:12:58.581
2	1:40.283	+1.095	17:14:38.864
3	1:39.989	+0.801	17:16:18.853
4	1:39.504	+0.316	17:17:58.357
5	1:40.037	+0.849	17:19:38.394
6	1:39.476	+0.288	17:21:17.870
7	1:39.188		17:22:57.058
8	1:39.561	+0.373	17:24:36.619
9	1:40.339	+1.151	17:26:16.958

(126) Dean Young			
1	1:47.422	+6.966	17:12:58.235
2	1:42.791	+2.335	17:14:41.026
3	1:42.927	+2.471	17:16:23.953
4	1:43.240	+2.784	17:18:07.193
5	1:42.876	+2.420	17:19:50.069

Chief Timekeeper:

Clerk of Course:

Weather & Track : Cloudy / Dry

Results: www.sportstimingservices.com

Printed: 08/08/2010 17:28:12





Thundersport GB - Rounds 10 and 11

BMC Filters Formula 600

Cadwell Park 2.173 Miles

Race 15

08/08/2010 17:11

Race started at 17:11:06

Lap	Lap Tm	Diff	Time of Day
6	1:42.386	+1.930	17:21:32.455
7	1:40.456		17:23:12.911
8	1:41.689	+1.233	17:24:54.600
9	1:41.052	+0.596	17:26:35.652

(76) Dan Shailer

Lap	Lap Tm	Diff	Time of Day
1	1:48.242	+7.300	17:12:59.186
2	1:43.121	+2.179	17:14:42.307
3	1:42.512	+1.570	17:16:24.819
4	1:43.015	+2.073	17:18:07.834
5	1:42.413	+1.471	17:19:50.247
6	1:40.942		17:21:31.189
7	1:41.196	+0.254	17:23:12.385
8	1:41.954	+1.012	17:24:54.339
9	1:41.784	+0.842	17:26:36.123

(32) Alan Howatson

Lap	Lap Tm	Diff	Time of Day
1	1:48.378	+5.753	17:12:59.724
2	1:43.237	+0.612	17:14:42.961
3	1:42.625		17:16:25.586
4	1:42.708	+0.083	17:18:08.294
5	1:43.310	+0.685	17:19:51.604
6	1:43.539	+0.914	17:21:35.143
7	1:44.997	+2.372	17:23:20.140
8	1:44.208	+1.583	17:25:04.348
9	1:44.309	+1.684	17:26:48.657

Lap	Lap Tm	Diff	Time of Day
-----	--------	------	-------------

Lap	Lap Tm	Diff	Time of Day
-----	--------	------	-------------

Chief Timekeeper:

Clerk of Course:

Weather & Track : Cloudy / Dry

Results: www.sportstimingservices.com





Thundersport GB - Rounds 10 and 11

Sorted on Best Lap time

Bridgestone Thundersport 500

Cadwell Park 2.173 Miles

Qualifying

07/08/2010 11:30

Practice started at 11:30:49

Pos	No.	Name	Class	Make	Model	Best Tm	In Lap	Diff	2nd Best	2nd Lap
1	321	Chris Kingham	Tsport 500	Honda	500	1:50.428	8		1:50.814	9
2	108	Matthew Douglas	Tsport 500	Honda	500	1:51.408	9	0.980	1:55.837	8
3	97	Jim Lovell	Tsport 500	Honda	500	1:51.880	8	1.452	1:52.914	7
4	5	Darryl Harrison	Tsport 500	Honda	500	1:52.031	6	1.603	1:52.744	5
5	54	Sam Cox	Tsport 500	Honda	500	1:52.527	8	2.099	1:53.003	7
6	161	Mark Evans	Tsport 500	Honda	500	1:54.473	9	4.045	1:55.259	8
7	53	Sam Banda	Tsport 500	Honda	500	1:54.725	8	4.297	1:55.025	9
8	16	Craig Jeff	Tsport 500	Honda	500	1:54.940	7	4.512	1:54.978	6
9	20	Gareth Robinson	Tsport 500	Honda	500	1:54.991	4	4.563	1:56.750	3
10	9	Kevin Jones	Tsport 500	Honda	500	1:55.704	8	5.276	1:57.902	7
11	22	Adam Carter	Tsport 500	Honda	500	1:55.912	9	5.484	1:57.474	8
12	8	David Eltherington	Tsport 500	Honda	500	1:55.972	9	5.544	1:56.799	8
13	62	Geoff Aukett	Tsport 500	Honda	500	1:56.726	4	6.298	2:07.480	2
14	95	Jordan Watling	Tsport 500	Honda	500	1:57.028	8	6.600	1:58.264	7
15	47	Steve Kain	Tsport 500	Honda	500	1:57.286	8	6.858	1:58.139	9
16	58	Brian Spreadboroug	Tsport 500	Honda	500	1:57.479	9	7.051	2:00.093	7
17	76	Rob Chisholm	Tsport 500	Honda	500	1:57.584	8	7.156	1:58.536	9
18	18	David Jeff	Tsport 500	Honda	500	1:57.826	6	7.398	1:59.779	5
19	1	Gary Wheatley	Tsport 500	Honda	500	1:58.030	8	7.602	2:00.284	7
20	29	Martyn Smith	Tsport 500	Honda	500	1:58.214	8	7.786	1:58.989	9
21	24	Simon Matthews	Tsport 500	Honda	500	1:58.582	9	8.154	2:01.450	8
22	57	Chris Poncia	Tsport 500	Honda	500	1:58.982	8	8.554	1:59.287	9
23	89	Ian Robinson	Tsport 500	Honda	500	1:59.878	8	9.450	2:01.147	7
24	82	Lewis Osler	Tsport 500	Honda	500	2:00.142	8	9.714	2:01.293	7
25	81	Mark Biswell	Tsport 500	Honda	500	2:00.511	3	10.083	2:01.608	2
26	19	David Knight	Tsport 500	Honda	500	2:00.962	7	10.534	2:02.199	6
27	84	Jason Taylor	Tsport 500	Honda	500	2:01.289	8	10.861	2:01.753	9
28	48	Allan Brookbanks	Tsport 500	Honda	500	2:01.495	5	11.067	2:01.777	4
29	55	Philip Sutherland	Tsport 500	Honda	500	2:01.752	6	11.324	2:04.090	5
30	56	Kenneth Dobson	Tsport 500	Honda	500	2:02.064	9	11.636	2:02.404	7
31	72	Mike Bailey	Tsport 500	Honda	500	2:02.656	5	12.228	2:04.938	4
32	115	Matt Hull	Tsport 500	Honda	500	2:03.500	9	13.072	2:04.494	8
33	26	Matthew Poncia	Tsport 500	Honda	500	2:03.658	8	13.230	2:04.368	7
34	59	Seth Curry	Tsport 500	Honda	500	2:04.535	8	14.107	2:06.399	7
35	30	Bruce Hutchinson	Tsport 500	Honda	500	2:07.547	4	17.119	2:17.739	2
36	73	Jerry Frost	Tsport 500	Honda	500	2:10.914	3	20.486	2:14.552	2
37	70	Nathan Hutchinson	Tsport 500	Honda	500	2:12.374	5	21.946	2:14.420	3
38	11	John Miller	Tsport 500	Honda	500	2:14.814	8	24.386	2:15.018	7
39	106	Joe Barton	Tsport 500	Kawasaki	500	2:17.091	1	26.663		0
40	80	Paul Daley	Tsport 500	Honda	500		0			0

Chief Timekeeper:

Clerk of Course:

Weather & Track : Cloudy / Damp

Results: www.sportstimingservices.com

Printed: 07/08/2010 11:52:36





Thundersport GB - Rounds 10 and 11

Bridgestone Thundersport 500

Cadwell Park 2.173 Miles

Starting Grid - Saturday & Sunday

Race



POLE POSITION

3 97	2 108	1 321	1
6 161	5 54	4 5	2
9 20	8 16	7 53	3
12 8	11 22	10 9	4
15 47	14 95	13 62	5
18 18	17 76	16 58	6
21 24	20 29	19 1	7
24 82	23 89	22 57	8
27 84	26 19	25 81	9
30 56	29 55	28 48	10
33 26	32 115	31 72	11
36 73	35 30	34 59	12

Chief Timekeeper:
 Clerk of Course:
 Weather & Track : Cloudy / Damp
 Results: www.sportstimingservices.com
 Printed: 07/08/2010 12:01:19






Thundersport GB - Rounds 10 and 11

Bridgestone Thundersport 500

Cadwell Park 2.173 Miles

Starting Grid - Saturday & Sunday

Race



38
11

37
70

13

Chief Timekeeper:

Clerk of Course:

Weather & Track : Cloudy / Damp

Results: www.sportstimingservices.com

Printed: 07/08/2010 12:01:19





Thundersport GB - Rounds 10 and 11

Sorted on Laps

Bridgestone Thundersport 500

Cadwell Park 2.173 Miles

Race 4

07/08/2010 14:20

Race started at 14:20:38

Pos	No.	Name	Class	Make	Model	Laps	Total Tm	Diff	Best Tm	Best Spd	In Lap
1	161	Mark Evans	Tsport 500	Honda	500	8	14:30.490		1:46.888	73.187	4
2	54	Sam Cox	Tsport 500	Honda	500	8	14:31.784	1.294	1:47.211	72.966	5
3	9	Kevin Jones	Tsport 500	Honda	500	8	14:38.139	7.649	1:48.148	72.334	3
4	20	Gareth Robinson	Tsport 500	Honda	500	8	14:38.579	8.089	1:48.228	72.281	8
5	95	Jordan Watling	Tsport 500	Honda	500	8	14:38.854	8.364	1:47.259	72.934	6
6	53	Sam Banda	Tsport 500	Honda	500	8	14:39.194	8.704	1:47.660	72.662	8
7	8	David Eltherington	Tsport 500	Honda	500	8	15:02.191	31.701	1:50.599	70.731	4
8	62	Geoff Aukett	Tsport 500	Honda	500	8	15:11.606	41.116	1:52.266	69.681	4
9	47	Steve Kain	Tsport 500	Honda	500	8	15:11.617	41.127	1:51.876	69.924	2
10	22	Adam Carter	Tsport 500	Honda	500	8	15:15.672	45.182	1:51.791	69.977	2
11	82	Lewis Osler	Tsport 500	Honda	500	8	15:18.640	48.150	1:51.206	70.345	4
12	18	David Jeff	Tsport 500	Honda	500	8	15:22.461	51.971	1:52.725	69.397	6
13	89	Ian Robinson	Tsport 500	Honda	500	8	15:22.881	52.391	1:52.658	69.438	2
14	84	Jason Taylor	Tsport 500	Honda	500	8	15:22.936	52.446	1:53.076	69.182	5
15	76	Rob Chisholm	Tsport 500	Honda	500	8	15:22.975	52.485	1:52.919	69.278	6
16	29	Martyn Smith	Tsport 500	Honda	500	8	15:23.540	53.050	1:52.281	69.672	6
17	19	David Knight	Tsport 500	Honda	500	8	15:28.431	57.941	1:52.987	69.236	5
18	16	Craig Jeff	Tsport 500	Honda	500	8	15:30.120	59.630	1:51.895	69.912	8
19	57	Chris Poncia	Tsport 500	Honda	500	8	15:30.794	1:00.304	1:52.715	69.403	6
20	55	Philip Sutherland	Tsport 500	Honda	500	8	15:31.095	1:00.605	1:54.168	68.520	4
21	81	Mark Biswell	Tsport 500	Honda	500	8	15:32.263	1:01.773	1:52.188	69.729	7
22	30	Bruce Hutchinson	Tsport 500	Honda	500	8	15:34.203	1:03.713	1:53.244	69.079	8
23	72	Mike Bailey	Tsport 500	Honda	500	8	15:36.702	1:06.212	1:53.890	68.687	6
24	24	Simon Matthews	Tsport 500	Honda	500	8	15:37.938	1:07.448	1:53.927	68.665	5
25	1	Gary Wheatley	Tsport 500	Honda	500	8	15:38.025	1:07.535	1:54.398	68.382	5
26	70	Nathan Hutchinson	Tsport 500	Honda	500	8	15:38.721	1:08.231	1:53.554	68.891	6
27	48	Allan Brookbanks	Tsport 500	Honda	500	8	15:40.886	1:10.396	1:54.959	68.049	7
28	115	Matt Hull	Tsport 500	Honda	500	8	15:41.526	1:11.036	1:53.871	68.699	6
29	73	Jerry Frost	Tsport 500	Honda	500	8	15:52.852	1:22.362	1:56.444	67.181	4
30	59	Seth Curry	Tsport 500	Honda	500	8	15:53.958	1:23.468	1:56.193	67.326	4
31	26	Matthew Poncia	Tsport 500	Honda	500	8	16:13.585	1:43.095	1:59.103	65.681	3
32	56	Kenneth Dobson	Tsport 500	Honda	500	8	16:21.256	1:50.766	1:59.633	65.390	5
33	11	John Miller	Tsport 500	Honda	500	7	14:46.099	1 Lap	2:03.911	63.132	5
Not classified ()											
	5	Darryl Harrison	Tsport 500	Honda	500	6	10:45.822	DNF	1:45.496	74.153	5
	58	Brian Spreadborough	Tsport 500	Honda	500	5	10:02.167	DNF	1:55.100	67.965	5
	97	Jim Lovell	Tsport 500	Honda	500			DNF		-	0

Announcements

No.108 & 321 - EXCLUDED - FAILING POST TECHNICAL TESTS

Margin of Victory	Avg. Speed	Best Lap Tm	Best Spd	Best Lap by
1.294	71.893	1:45.496	74.153	5 - Darryl Harrison

Chief Timekeeper:
Clerk of Course:
Weather & Track : Bright / Dry
Results: www.sportstiming.com





Thundersport GB - Rounds 10 and 11

Sorted on Laps

Bridgestone Thundersport 500

Cadwell Park 2.173 Miles

Race 4

07/08/2010 14:20

Race started at 14:20:38

Pos	No.	Name	Class	Make	Model	Laps	Total Tm	Diff	Best Tm	Best Spd	In Lap
	108	Matthew Douglas	Tsport 500	Honda	500	8	14:24.668	DQ	1:45.282	74.303	6
	321	Chris Kingham	Tsport 500	Honda	500	1	1:52.877	DQ	1:50.268	70.944	1

Announcements

No.108 & 321 - EXCLUDED - FAILING POST TECHNICAL TESTS

Margin of Victory	Avg. Speed	Best Lap Tm	Best Spd	Best Lap by
1.294	71.893	1:45.496	74.153	5 - Darryl Harrison

Chief Timekeeper:

Clerk of Course:

Weather & Track : Bright / Dry

Results: www.sportstimeservices.com





Thundersport GB - Rounds 10 and 11

Lapchart

Bridgestone Thundersport 500

Cadwell Park 2.173 Miles

Race 4

07/08/2010 14:20

Race started at 14:20:38

Competitors	Laps									
	0	1	2	3	4	5	6	7	8	
Chris Kingham (321)	1	321	321	108	108	108	5	5	108	108
Matthew Douglas (108)	2	108	161	161	5	5	108	108	161	161
Sam Cox (54)	3	54	108	5	161	161	161	161	54	54
Darryl Harrison (5)	4	5	54	54	54	54	54	54	9	9
Mark Evans (161)	5	161	5	20	9	9	20	9	20	20
Craig Jeff (16)	6	16	20	9	20	20	9	20	95	95
Sam Banda (53)	7	53	9	95	95	95	53	95	53	53
Gareth Robinson (20)	8	20	16	53	53	53	95	53	8	8
Kevin Jones (9)	9	9	53	47	8	8	8	8	62	62
Adam Carter (22)	10	22	95	22	47	22	47	47	47	47
Geoff Aukett (62)	11	62	47	8	22	47	22	62	22	22
Jordan Watling (95)	12	95	62	62	62	62	22	82	82	82
David Eltherington (8)	13	8	8	89	89	82	82	82	18	18
Steve Kain (47)	14	47	22	82	82	89	89	89	89	89
Rob Chisholm (76)	15	76	89	76	76	76	76	76	76	84
David Jeff (18)	16	18	18	18	19	18	84	18	84	76
Gary Wheatley (1)	17	1	82	19	18	84	18	84	29	29
Lewis Osler (82)	18	82	76	84	84	19	19	19	19	19
Simon Matthews (24)	19	24	55	55	55	55	29	29	55	16
Ian Robinson (89)	20	89	19	29	29	29	55	55	24	57
Chris Poncia (57)	21	57	84	24	24	24	24	24	57	55
Martyn Smith (29)	22	29	29	1	1	16	16	16	16	81
Brian Spreadborough (58)	23	58	24	72	72	1	57	57	81	30
Jason Taylor (84)	24	84	1	48	57	72	1	81	30	72
David Knight (19)	25	19	72	57	48	30	30	1	72	24
Philip Sutherland (55)	26	55	48	30	30	57	81	30	1	1
Matt Hull (115)	27	115	57	115	70	48	72	72	70	70
Kenneth Dobson (56)	28	56	115	70	16	81	48	70	48	48
Allan Brookbanks (48)	29	48	30	73	73	70	70	48	115	115
Mike Bailey (72)	30	72	73	81	81	73	115	115	73	73
Matthew Poncia (26)	31	26	70	59	59	115	73	73	59	59
Jerry Frost (73)	32	73	59	16	115	59	59	59	26	26
Nathan Hutchinson (70)	33	70	81	58	58	58	58	26	56	56
Bruce Hutchinson (30)	34	30	26	26	26	26	26	56	11	11
Seth Curry (59)	35	59	58	56	56	56	56	11	11	11
Mark Biswell (81)	36	81	56	11	11	11	11	11	11	11
John Miller (11)	37	11	11	11	11	11	11	11	11	11
-	38									

Chief Timekeeper:

Clerk of Course:

Weather & Track : Bright / Dry

Results: www.sportstimingservices.com





Thundersport GB - Rounds 10 and 11

Bridgestone Thundersport 500

Cadwell Park 2.173 Miles

Race 4

07/08/2010 14:20

Race started at 14:20:38

Lap	Lap Tm	Diff	Time of Day
(161) Mark Evans			
1	1:51.544	+4.656	14:22:33.501
2	1:48.310	+1.422	14:24:21.811
3	1:47.189	+0.301	14:26:09.000
4	1:46.888		14:27:55.888
5	1:47.896	+1.008	14:29:43.784
6	1:48.139	+1.251	14:31:31.923
7	1:48.671	+1.783	14:33:20.594
8	1:48.516	+1.628	14:35:09.110

(54) Sam Cox			
1	1:52.383	+5.172	14:22:34.244
2	1:48.663	+1.452	14:24:22.907
3	1:47.222	+0.011	14:26:10.129
4	1:47.886	+0.675	14:27:58.015
5	1:47.211		14:29:45.226
6	1:47.523	+0.312	14:31:32.749
7	1:48.497	+1.286	14:33:21.246
8	1:49.158	+1.947	14:35:10.404

(9) Kevin Jones			
1	1:53.137	+4.989	14:22:35.900
2	1:48.932	+0.784	14:24:24.832
3	1:48.148		14:26:12.980
4	1:49.462	+1.314	14:28:02.442
5	1:49.036	+0.888	14:29:51.478
6	1:48.212	+0.064	14:31:39.690
7	1:48.534	+0.386	14:33:28.224
8	1:48.535	+0.387	14:35:16.759

(20) Gareth Robinson			
1	1:52.763	+4.535	14:22:35.105
2	1:48.910	+0.682	14:24:24.015
3	1:49.012	+0.784	14:26:13.027
4	1:49.462	+1.234	14:28:02.489
5	1:48.842	+0.614	14:29:51.331
6	1:49.362	+1.134	14:31:40.693
7	1:48.278	+0.050	14:33:28.971
8	1:48.228		14:35:17.199

(95) Jordan Watling			
1	1:55.105	+7.846	14:22:38.269
2	1:49.075	+1.816	14:24:27.344
3	1:48.681	+1.422	14:26:16.025
4	1:48.591	+1.332	14:28:04.616
5	1:49.142	+1.883	14:29:53.758
6	1:47.259		14:31:41.017
7	1:48.455	+1.196	14:33:29.472
8	1:48.002	+0.743	14:35:17.474

(53) Sam Banda			
1	1:55.658	+7.998	14:22:37.975
2	1:50.276	+2.616	14:24:28.251
3	1:48.322	+0.662	14:26:16.573
4	1:48.388	+0.728	14:28:04.961
5	1:48.727	+1.067	14:29:53.688
6	1:48.472	+0.812	14:31:42.160
7	1:47.994	+0.334	14:33:30.154
8	1:47.660		14:35:17.814

Lap	Lap Tm	Diff	Time of Day
(8) David Eltherington			
1	1:57.002	+6.403	14:22:40.181
2	1:52.570	+1.971	14:24:32.751
3	1:50.817	+0.218	14:26:23.568
4	1:50.599		14:28:14.167
5	1:50.895	+0.296	14:30:05.062
6	1:52.856	+2.257	14:31:57.918
7	1:50.753	+0.154	14:33:48.671
8	1:52.140	+1.541	14:35:40.811

(62) Geoff Aukett			
1	1:56.778	+4.512	14:22:39.908
2	1:54.233	+1.967	14:24:34.141
3	1:52.543	+0.277	14:26:26.684
4	1:52.266		14:28:18.950
5	1:53.610	+1.344	14:30:12.560
6	1:52.414	+0.148	14:32:04.974
7	1:52.835	+0.569	14:33:57.809
8	1:52.417	+0.151	14:35:50.226

(47) Steve Kain			
1	1:56.660	+4.784	14:22:39.894
2	1:51.876		14:24:31.770
3	1:53.291	+1.415	14:26:25.061
4	1:53.221	+1.345	14:28:18.282
5	1:53.776	+1.900	14:30:12.058
6	1:52.849	+0.973	14:32:04.907
7	1:53.046	+1.170	14:33:57.953
8	1:52.284	+0.408	14:35:50.237

(22) Adam Carter			
1	1:57.846	+6.055	14:22:40.634
2	1:51.791		14:24:32.425
3	1:52.955	+1.164	14:26:25.380
4	1:52.892	+1.101	14:28:18.272
5	1:53.965	+2.174	14:30:12.237
6	1:53.297	+1.506	14:32:05.534
7	1:54.906	+3.115	14:34:00.440
8	1:53.852	+2.061	14:35:54.292

(82) Lewis Osler			
1	1:59.240	+8.034	14:22:43.502
2	1:53.263	+2.057	14:24:36.765
3	1:52.065	+0.859	14:26:28.830
4	1:51.206		14:28:20.036
5	1:52.908	+1.702	14:30:12.944
6	1:53.237	+2.031	14:32:06.181
7	1:54.513	+3.307	14:34:00.694
8	1:56.566	+5.360	14:35:57.260

(18) David Jeff			
1	1:59.224	+6.499	14:22:42.957
2	1:56.253	+3.528	14:24:39.210
3	1:54.955	+2.230	14:26:34.165
4	1:53.466	+0.741	14:28:27.631
5	1:53.401	+0.676	14:30:21.032
6	1:52.725		14:32:13.757
7	1:53.329	+0.604	14:34:07.086
8	1:53.995	+1.270	14:36:01.081

(89) Ian Robinson			
--------------------------	--	--	--

Lap	Lap Tm	Diff	Time of Day
1	1:57.654	+4.996	14:22:42.092
2	1:52.658		14:24:34.750
3	1:53.915	+1.257	14:26:28.665
4	1:54.092	+1.434	14:28:22.757
5	1:55.443	+2.785	14:30:18.200
6	1:54.183	+1.525	14:32:12.383
7	1:55.078	+2.420	14:34:07.461
8	1:54.040	+1.382	14:36:01.501

(84) Jason Taylor			
1	2:00.109	+7.033	14:22:44.854
2	1:55.172	+2.096	14:24:40.026
3	1:54.320	+1.244	14:26:34.346
4	1:53.579	+0.503	14:28:27.925
5	1:53.076		14:30:21.001
6	1:53.199	+0.123	14:32:14.200
7	1:53.830	+0.754	14:34:08.030
8	1:53.526	+0.450	14:36:01.556

(76) Rob Chisholm			
1	2:00.268	+7.349	14:22:43.982
2	1:54.581	+1.662	14:24:38.563
3	1:54.030	+1.111	14:26:32.593
4	1:53.895	+0.976	14:28:26.488
5	1:53.792	+0.873	14:30:20.280
6	1:52.919		14:32:13.199
7	1:54.765	+1.846	14:34:07.964
8	1:53.631	+0.712	14:36:01.595

(29) Martyn Smith			
1	2:01.151	+8.870	14:22:45.647
2	1:54.943	+2.662	14:24:40.590
3	1:55.122	+2.841	14:26:35.712
4	1:54.081	+1.800	14:28:29.793
5	1:53.067	+0.786	14:30:22.860
6	1:52.281		14:32:15.141
7	1:53.117	+0.836	14:34:08.258
8	1:53.902	+1.621	14:36:02.160

(19) David Knight			
1	1:59.738	+6.751	14:22:44.635
2	1:54.641	+1.654	14:24:39.276
3	1:54.370	+1.383	14:26:33.646
4	1:54.809	+1.822	14:28:28.455
5	1:52.987		14:30:21.442
6	1:53.672	+0.685	14:32:15.114
7	1:55.858	+2.871	14:34:10.972
8	1:56.079	+3.092	14:36:07.051

(16) Craig Jeff			
1	1:55.329	+3.434	14:22:37.518
2	2:10.896	+19.001	14:24:48.414
3	1:54.584	+2.689	14:26:42.998
4	1:53.015	+1.120	14:28:36.013
5	1:53.696	+1.801	14:30:29.709
6	1:52.955	+1.060	14:32:22.664
7	1:54.181	+2.286	14:34:16.845
8	1:51.895		14:36:08.740

(57) Chris Poncia			
1	2:04.164	+11.449	14:22:48.648

Chief Timekeeper:


Clerk of Course:

Weather & Track : Bright / Dry

Results: www.sportstimingservices.com

Printed: 08/08/2010 08:52:21





Thundersport GB - Rounds 10 and 11

Bridgestone Thundersport 500

Cadwell Park 2.173 Miles

Race 4

07/08/2010 14:20

Race started at 14:20:38

Lap	Lap Tm	Diff	Time of Day
2	1:56.811	+4.096	14:24:45.459
3	1:55.889	+3.174	14:26:41.348
4	1:56.120	+3.405	14:28:37.468
5	1:53.173	+0.458	14:30:30.641
6	1:52.715		14:32:23.356
7	1:53.239	+0.524	14:34:16.595
8	1:52.819	+0.104	14:36:09.414

(55) Philip Sutherland

1	1:59.368	+5.200	14:22:44.407
2	1:55.957	+1.789	14:24:40.364
3	1:55.139	+0.971	14:26:35.503
4	1:54.168		14:28:29.671
5	1:54.532	+0.364	14:30:24.203
6	1:55.661	+1.493	14:32:19.864
7	1:55.609	+1.441	14:34:15.473
8	1:54.242	+0.074	14:36:09.715

(81) Mark Biswell

1	2:04.136	+11.948	14:22:50.391
2	1:56.499	+4.311	14:24:46.890
3	1:57.866	+5.678	14:26:44.756
4	1:53.429	+1.241	14:28:38.185
5	1:53.458	+1.270	14:30:31.643
6	1:53.075	+0.887	14:32:24.718
7	1:52.188		14:34:16.906
8	1:53.977	+1.789	14:36:10.883

(30) Bruce Hutchinson

1	2:02.804	+9.560	14:22:49.005
2	1:56.953	+3.709	14:24:45.958
3	1:56.395	+3.151	14:26:42.353
4	1:54.725	+1.481	14:28:37.078
5	1:54.486	+1.242	14:30:31.564
6	1:54.154	+0.910	14:32:25.718
7	1:53.861	+0.617	14:34:19.579
8	1:53.244		14:36:12.823

(72) Mike Bailey

1	2:01.398	+7.508	14:22:47.014
2	1:57.234	+3.344	14:24:44.248
3	1:56.451	+2.561	14:26:40.699
4	1:56.217	+2.327	14:28:36.916
5	1:55.469	+1.579	14:30:32.385
6	1:53.890		14:32:26.275
7	1:54.236	+0.346	14:34:20.511
8	1:54.811	+0.921	14:36:15.322

(24) Simon Matthews

1	2:01.864	+7.937	14:22:46.159
2	1:55.188	+1.261	14:24:41.347
3	1:55.020	+1.093	14:26:36.367
4	1:54.155	+0.228	14:28:30.522
5	1:53.927		14:30:24.449
6	1:55.450	+1.523	14:32:19.899
7	1:56.505	+2.578	14:34:16.404
8	2:00.154	+6.227	14:36:16.558

(1) Gary Wheatley

1	2:02.690	+8.292	14:22:46.763
2	1:57.092	+2.694	14:24:43.855

Lap	Lap Tm	Diff	Time of Day
3	1:56.513	+2.115	14:26:40.368
4	1:55.975	+1.577	14:28:36.343
5	1:54.398		14:30:30.741
6	1:54.698	+0.300	14:32:25.439
7	1:55.898	+1.500	14:34:21.337
8	1:55.308	+0.910	14:36:16.645

(70) Nathan Hutchinson

1	2:03.742	+10.188	14:22:49.836
2	1:56.565	+3.011	14:24:46.401
3	1:56.231	+2.677	14:26:42.632
4	1:56.118	+2.564	14:28:38.750
5	1:55.021	+1.467	14:30:33.771
6	1:53.554		14:32:27.325
7	1:54.555	+1.001	14:34:21.880
8	1:55.461	+1.907	14:36:17.341

(48) Allan Brookbanks

1	2:02.499	+7.540	14:22:47.897
2	1:57.062	+2.103	14:24:44.959
3	1:57.326	+2.367	14:26:42.285
4	1:55.822	+0.863	14:28:38.107
5	1:55.418	+0.459	14:30:33.525
6	1:55.572	+0.613	14:32:29.097
7	1:54.959		14:34:24.056
8	1:55.450	+0.491	14:36:19.506

(115) Matt Hull

1	2:03.418	+9.547	14:22:48.719
2	1:57.502	+3.631	14:24:46.221
3	1:59.930	+6.059	14:26:46.151
4	1:55.891	+2.020	14:28:42.042
5	1:54.017	+0.146	14:30:36.059
6	1:53.871		14:32:29.930
7	1:54.522	+0.651	14:34:24.452
8	1:55.694	+1.823	14:36:20.146

(73) Jerry Frost

1	2:03.149	+6.705	14:22:49.233
2	1:57.596	+1.152	14:24:46.829
3	1:57.838	+1.394	14:26:44.667
4	1:56.444		14:28:41.111
5	1:56.794	+0.350	14:30:37.905
6	1:57.588	+1.144	14:32:35.493
7	1:59.428	+2.984	14:34:34.921
8	1:56.551	+0.107	14:36:31.472

(59) Seth Curry

1	2:04.038	+7.845	14:22:50.244
2	1:58.122	+1.929	14:24:48.366
3	1:57.644	+1.451	14:26:46.010
4	1:56.193		14:28:42.203
5	1:56.991	+0.798	14:30:39.194
6	1:56.731	+0.538	14:32:35.925
7	1:59.049	+2.856	14:34:34.974
8	1:57.604	+1.411	14:36:32.578

(26) Matthew Poncia

1	2:05.951	+6.848	14:22:51.707
2	2:00.906	+1.803	14:24:52.613
3	1:59.103		14:26:51.716

Lap	Lap Tm	Diff	Time of Day
4	2:00.204	+1.101	14:28:51.920
5	2:01.511	+2.408	14:30:53.431
6	1:59.153	+0.050	14:32:52.584
7	2:00.344	+1.241	14:34:52.928
8	1:59.277	+0.174	14:36:52.205

(56) Kenneth Dobson

1	2:07.565	+7.932	14:22:52.947
2	2:00.561	+0.928	14:24:53.508
3	2:00.697	+1.064	14:26:54.205
4	2:01.190	+1.557	14:28:55.395
5	1:59.633		14:30:55.028
6	2:01.904	+2.271	14:32:56.932
7	2:01.500	+1.867	14:34:58.432
8	2:01.444	+1.811	14:36:59.876

(11) John Miller

1	2:09.391	+5.480	14:22:55.899
2	2:05.738	+1.827	14:25:01.637
3	2:04.251	+0.340	14:27:05.888
4	2:03.947	+0.036	14:29:09.835
5	2:03.911		14:31:13.746
6	2:03.994	+0.083	14:33:17.740
7	2:06.979	+3.068	14:35:24.719

(5) Darryl Harrison

1	1:52.529	+7.033	14:22:34.431
2	1:47.639	+2.143	14:24:22.070
3	1:45.586	+0.090	14:26:07.656
4	1:45.685	+0.189	14:27:53.341
5	1:45.496		14:29:38.837
6	1:45.605	+0.109	14:31:24.442

(58) Brian Spreadborough

1	2:07.767	+12.667	14:22:52.277
2	1:59.953	+4.853	14:24:52.230
3	1:56.374	+1.274	14:26:48.604
4	1:57.083	+1.983	14:28:45.687
5	1:55.100		14:30:40.787

(108) Matthew Douglas

1	1:52.779	+7.497	14:22:34.173
2	1:46.390	+1.108	14:24:20.563
3	1:46.316	+1.034	14:26:06.879
4	1:46.199	+0.917	14:27:53.078
5	1:46.310	+1.028	14:29:39.388
6	1:45.282		14:31:24.670
7	1:50.429	+5.147	14:33:15.099
8	1:48.189	+2.907	14:35:03.288

(321) Chris Kingham

1	1:50.268		14:22:31.497
---	-----------------	--	--------------

Chief Timekeeper:

Clerk of Course:

Weather & Track : Bright / Dry

Results: www.sportstimingservices.com





Thundersport GB - Rounds 10 and 11

Sorted on Laps

Bridgestone Thundersport 500

Cadwell Park 2.173 Miles

Race 12

07/08/2010 18:13

Race started at 18:13:41

Pos	No.	Name	Class	Make	Model	Laps	Total Tm	Diff	Best Tm	Best Spd	In Lap
1	161	Mark Evans	Tsport 500	Honda	500	8	14:23.081		1:46.112	73.722	7
2	20	Gareth Robinson	Tsport 500	Honda	500	8	14:32.065	8.984	1:46.525	73.436	6
3	5	Darryl Harrison	Tsport 500	Honda	500	8	14:32.326	9.245	1:47.568	72.724	4
4	54	Sam Cox	Tsport 500	Honda	500	8	14:32.385	9.304	1:47.066	73.065	8
5	8	David Eltherington	Tsport 500	Honda	500	8	14:41.546	18.465	1:48.563	72.058	3
6	9	Kevin Jones	Tsport 500	Honda	500	8	14:41.550	18.469	1:48.146	72.336	8
7	22	Adam Carter	Tsport 500	Honda	500	8	15:01.006	37.925	1:50.986	70.485	2
8	95	Jordan Watling	Tsport 500	Honda	500	8	15:08.732	45.651	1:49.270	71.591	6
9	47	Steve Kain	Tsport 500	Honda	500	8	15:10.489	47.408	1:52.339	69.636	2
10	62	Geoff Aukett	Tsport 500	Honda	500	8	15:11.035	47.954	1:52.152	69.752	4
11	57	Chris Poncia	Tsport 500	Honda	500	8	15:11.236	48.155	1:51.780	69.984	3
12	89	Ian Robinson	Tsport 500	Honda	500	8	15:11.409	48.328	1:51.193	70.353	8
13	16	Craig Jeff	Tsport 500	Honda	500	8	15:14.394	51.313	1:52.687	69.421	2
14	18	David Jeff	Tsport 500	Honda	500	8	15:21.838	58.757	1:52.754	69.379	7
15	76	Rob Chisholm	Tsport 500	Honda	500	8	15:21.961	58.880	1:52.507	69.532	5
16	29	Martyn Smith	Tsport 500	Honda	500	8	15:22.131	59.050	1:52.780	69.363	7
17	19	David Knight	Tsport 500	Honda	500	8	15:22.732	59.651	1:53.038	69.205	8
18	81	Mark Biswell	Tsport 500	Honda	500	8	15:22.958	59.877	1:53.119	69.155	8
19	82	Lewis Osler	Tsport 500	Honda	500	8	15:23.293	1:00.212	1:52.728	69.395	6
20	24	Simon Matthews	Tsport 500	Honda	500	8	15:32.207	1:09.126	1:53.354	69.012	7
21	84	Jason Taylor	Tsport 500	Honda	500	8	15:34.251	1:11.170	1:54.206	68.497	4
22	30	Bruce Hutchinson	Tsport 500	Honda	500	8	15:34.404	1:11.323	1:52.406	69.594	8
23	55	Philip Sutherland	Tsport 500	Honda	500	8	15:35.088	1:12.007	1:52.141	69.759	8
24	72	Mike Bailey	Tsport 500	Honda	500	8	15:36.608	1:13.527	1:54.656	68.228	3
25	48	Allan Brookbanks	Tsport 500	Honda	500	8	15:37.583	1:14.502	1:54.444	68.355	8
26	115	Matt Hull	Tsport 500	Honda	500	8	15:38.695	1:15.614	1:54.661	68.225	6
27	70	Nathan Hutchinson	Tsport 500	Honda	500	8	15:38.884	1:15.803	1:52.866	69.311	7
28	58	Brian Spreadborough	Tsport 500	Honda	500	8	15:44.361	1:21.280	1:54.996	68.027	5
29	1	Gary Wheatley	Tsport 500	Honda	500	8	15:48.189	1:25.108	1:55.978	67.451	6
30	73	Jerry Frost	Tsport 500	Honda	500	8	15:55.349	1:32.268	1:56.434	67.187	8
31	59	Seth Curry	Tsport 500	Honda	500	8	15:55.354	1:32.273	1:55.557	67.696	3
32	26	Matthew Poncia	Tsport 500	Honda	500	8	15:56.504	1:33.423	1:56.211	67.315	3
33	56	Kenneth Dobson	Tsport 500	Honda	500	7	14:23.234	1 Lap	2:00.866	64.723	7
34	11	John Miller	Tsport 500	Honda	500	7	15:00.339	1 Lap	2:06.655	61.765	7

Not classified ()

53	Sam Banda	Tsport 500	Honda	500	6	10:57.686	DNF	1:47.878	72.515	5
108	Matthew Douglas	Tsport 500	Honda	500	8	14:21.408	DQ	1:46.554	73.416	3

Announcements

No.108 & 321 - EXCLUDED - FAILING POST TECHNICAL TESTS

Margin of Victory	Avg. Speed	Best Lap Tm	Best Spd	Best Lap by
8.984	72.510	1:46.112	73.722	161 - Mark Evans

Chief Timekeeper:

Clerk of Course:

Weather & Track : Bright / Dry

Results: www.sportstimingservices.com





Thundersport GB - Rounds 10 and 11

Sorted on Laps

Bridgestone Thundersport 500

Cadwell Park 2.173 Miles

Race 12

07/08/2010 18:13

Race started at 18:13:41

Pos	No.	Name	Class	Make	Model	Laps	Total Tm	Diff	Best Tm	Best Spd	In Lap
	321	Chris Kingham	Tsport 500	Honda	500	8	14:21.930	DQ	1:46.039	73.773	5

Announcements

No.108 & 321 - EXCLUDED - FAILING POST TECHNICAL TESTS

Margin of Victory	Avg. Speed	Best Lap Tm	Best Spd	Best Lap by
8.984	72.510	1:46.112	73.722	161 - Mark Evans

Chief Timekeeper:

Clerk of Course:

Weather & Track : Bright / Dry

Results: www.sportstimeservices.com





Thundersport GB - Rounds 10 and 11

Lapchart

Bridgestone Thundersport 500

Cadwell Park 2.173 Miles

Race 12

07/08/2010 18:13

Race started at 18:13:41

Competitors	Laps									
	0	1	2	3	4	5	6	7	8	
Chris Kingham (321)	1	321	321	321	108	108	321	321	321	108
Matthew Douglas (108)	2	108	108	108	321	321	108	108	108	321
Darryl Harrison (5)	3	5	161	161	161	161	161	161	161	161
Mark Evans (161)	4	161	5	5	5	5	5	5	20	20
Sam Cox (54)	5	54	54	53	53	53	53	20	5	5
Craig Jeff (16)	6	16	53	54	54	54	54	54	54	54
Sam Banda (53)	7	53	20	20	20	20	20	53	8	8
Gareth Robinson (20)	8	20	8	8	8	8	8	9	9	9
Adam Carter (22)	9	22	9	9	9	9	9	8	22	22
David Eltherington (8)	10	8	16	22	22	22	22	22	47	95
Kevin Jones (9)	11	9	22	16	16	16	47	47	62	47
Geoff Aukett (62)	12	62	47	47	47	47	16	16	95	62
Steve Kain (47)	13	47	89	89	89	57	57	62	57	57
Rob Chisholm (76)	14	76	62	62	57	89	62	57	16	89
David Jeff (18)	15	18	18	57	62	62	89	89	89	16
Simon Matthews (24)	16	24	76	18	18	18	76	95	76	18
Gary Wheatley (1)	17	1	57	82	82	82	95	76	18	76
Lewis Osler (82)	18	82	82	76	76	76	18	18	29	29
Ian Robinson (89)	19	89	24	19	19	95	19	29	19	19
Chris Poncia (57)	20	57	29	29	24	19	29	19	81	81
Brian Spreadborough (58)	21	58	84	24	29	24	24	81	24	82
Martyn Smith (29)	22	29	19	84	81	81	81	24	82	24
Jason Taylor (84)	23	84	81	81	84	29	82	82	84	84
David Knight (19)	24	19	1	72	95	84	84	84	72	30
Mark Biswell (81)	25	81	72	95	72	72	72	72	30	55
Philip Sutherland (55)	26	55	55	1	55	55	55	30	55	72
Matt Hull (115)	27	115	48	55	1	30	30	55	48	48
Allan Brookbanks (48)	28	48	115	48	48	48	48	115	115	115
Mike Bailey (72)	29	72	30	115	30	115	115	48	70	70
Kenneth Dobson (56)	30	56	95	30	115	59	59	70	58	58
Bruce Hutchinson (30)	31	30	70	70	59	70	70	59	1	1
Seth Curry (59)	32	59	59	59	70	1	58	58	59	73
Jerry Frost (73)	33	73	58	58	58	58	1	1	26	59
Matthew Poncia (26)	34	26	56	73	26	26	26	73	73	26
Jordan Watling (95)	35	95	73	26	73	73	73	26	56	
Nathan Hutchinson (70)	36	70	26	56	56	56	56	56	11	
John Miller (11)	37	11	11	11	11	11	11	11		

Chief Timekeeper:

Clerk of Course:

Weather & Track : Bright / Dry

Results: www.sportstimingservices.com

Printed: 07/08/2010 18:31:05





Thundersport GB - Rounds 10 and 11

Bridgestone Thundersport 500

Cadwell Park 2.173 Miles

Race 12

07/08/2010 18:13

Race started at 18:13:41

Lap	Lap Tm	Diff	Time of Day
(108) Matthew Douglas			
1	1:51.669	+5.115	18:15:35.448
2	1:47.129	+0.575	18:17:22.577
3	1:46.554		18:19:09.131
4	1:46.714	+0.160	18:20:55.845
5	1:46.755	+0.201	18:22:42.600
6	1:47.012	+0.458	18:24:29.612
7	1:46.752	+0.198	18:26:16.364
8	1:46.708	+0.154	18:28:03.072

Lap	Lap Tm	Diff	Time of Day
(321) Chris Kingham			
1	1:51.635	+5.596	18:15:35.293
2	1:47.251	+1.212	18:17:22.544
3	1:47.504	+1.465	18:19:10.048
4	1:46.328	+0.289	18:20:56.376
5	1:46.039		18:22:42.415
6	1:46.939	+0.900	18:24:29.354
7	1:46.736	+0.697	18:26:16.090
8	1:47.504	+1.465	18:28:03.594

Lap	Lap Tm	Diff	Time of Day
(161) Mark Evans			
1	1:51.688	+5.576	18:15:36.068
2	1:47.503	+1.391	18:17:23.571
3	1:47.330	+1.218	18:19:10.901
4	1:47.053	+0.941	18:20:57.954
5	1:46.468	+0.356	18:22:44.422
6	1:46.993	+0.881	18:24:31.415
7	1:46.112		18:26:17.527
8	1:47.218	+1.106	18:28:04.745

Lap	Lap Tm	Diff	Time of Day
(20) Gareth Robinson			
1	1:53.434	+6.909	18:15:38.479
2	1:48.526	+2.001	18:17:27.005
3	1:47.949	+1.424	18:19:14.954
4	1:48.122	+1.597	18:21:03.076
5	1:48.031	+1.506	18:22:51.107
6	1:46.525		18:24:37.632
7	1:48.007	+1.482	18:26:25.639
8	1:48.090	+1.565	18:28:13.729

Lap	Lap Tm	Diff	Time of Day
(5) Darryl Harrison			
1	1:52.913	+5.345	18:15:37.211
2	1:48.150	+0.582	18:17:25.361
3	1:48.167	+0.599	18:19:13.528
4	1:47.568		18:21:01.096
5	1:48.259	+0.691	18:22:49.355
6	1:48.211	+0.643	18:24:37.566
7	1:48.697	+1.129	18:26:26.263
8	1:47.727	+0.159	18:28:13.990

Lap	Lap Tm	Diff	Time of Day
(54) Sam Cox			
1	1:53.642	+6.576	18:15:38.108
2	1:48.818	+1.752	18:17:26.926
3	1:47.873	+0.807	18:19:14.799
4	1:48.183	+1.117	18:21:02.982
5	1:48.112	+1.046	18:22:51.094
6	1:47.277	+0.211	18:24:38.371
7	1:48.612	+1.546	18:26:26.983
8	1:47.066		18:28:14.049

Lap	Lap Tm	Diff	Time of Day
(8) David Eltherington			
1	1:53.716	+5.153	18:15:39.164
2	1:49.253	+0.690	18:17:28.417
3	1:48.563		18:19:16.980
4	1:49.839	+1.276	18:21:06.819
5	1:48.918	+0.355	18:22:55.737
6	1:49.132	+0.569	18:24:44.869
7	1:49.721	+1.158	18:26:34.590
8	1:48.620	+0.057	18:28:23.210

Lap	Lap Tm	Diff	Time of Day
(9) Kevin Jones			
1	1:54.857	+6.711	18:15:40.421
2	1:49.341	+1.195	18:17:29.762
3	1:49.004	+0.858	18:19:18.766
4	1:48.833	+0.687	18:21:07.599
5	1:48.228	+0.082	18:22:55.827
6	1:48.660	+0.514	18:24:44.487
7	1:50.581	+2.435	18:26:35.068
8	1:48.146		18:28:23.214

Lap	Lap Tm	Diff	Time of Day
(22) Adam Carter			
1	1:55.939	+4.953	18:15:41.285
2	1:50.986		18:17:32.271
3	1:51.400	+0.414	18:19:23.671
4	1:51.700	+0.714	18:21:15.371
5	1:51.250	+0.264	18:23:06.621
6	1:51.534	+0.548	18:24:58.155
7	1:52.446	+1.460	18:26:50.601
8	1:52.069	+1.083	18:28:42.670

Lap	Lap Tm	Diff	Time of Day
(95) Jordan Watling			
1	2:01.860	+12.590	18:15:50.794
2	1:56.694	+7.424	18:17:47.488
3	1:50.056	+0.786	18:19:37.544
4	1:51.435	+2.165	18:21:28.979
5	1:50.638	+1.368	18:23:19.617
6	1:49.270		18:25:08.887
7	1:51.077	+1.807	18:26:59.964
8	1:50.432	+1.162	18:28:50.396

Lap	Lap Tm	Diff	Time of Day
(47) Steve Kain			
1	1:56.980	+4.641	18:15:42.644
2	1:52.339		18:17:34.983
3	1:52.785	+0.446	18:19:27.768
4	1:53.484	+1.145	18:21:21.252
5	1:52.385	+0.046	18:23:13.637
6	1:52.704	+0.365	18:25:06.341
7	1:53.038	+0.699	18:26:59.379
8	1:52.774	+0.435	18:28:52.153

Lap	Lap Tm	Diff	Time of Day
(62) Geoff Aukett			
1	1:58.166	+6.014	18:15:43.819
2	1:52.805	+0.653	18:17:36.624
3	1:53.454	+1.302	18:19:30.078
4	1:52.152		18:21:22.230
5	1:52.692	+0.540	18:23:14.922
6	1:52.720	+0.568	18:25:07.642
7	1:52.310	+0.158	18:26:59.952
8	1:52.747	+0.595	18:28:52.699

(57) Chris Poncia

Lap	Lap Tm	Diff	Time of Day
1	1:58.392	+6.612	18:15:45.356
2	1:52.040	+0.260	18:17:37.396
3	1:51.780		18:19:29.176
4	1:52.488	+0.708	18:21:21.664
5	1:52.845	+1.065	18:23:14.509
6	1:53.474	+1.694	18:25:07.983
7	1:52.511	+0.731	18:27:00.494
8	1:52.406	+0.626	18:28:52.900

Lap	Lap Tm	Diff	Time of Day
(89) Ian Robinson			
1	1:56.206	+5.013	18:15:43.164
2	1:52.656	+1.463	18:17:35.820
3	1:53.232	+2.039	18:19:29.052
4	1:52.920	+1.727	18:21:21.972
5	1:53.913	+2.720	18:23:15.885
6	1:52.557	+1.364	18:25:08.442
7	1:53.438	+2.245	18:27:01.880
8	1:51.193		18:28:53.073

Lap	Lap Tm	Diff	Time of Day
(16) Craig Jeff			
1	1:55.656	+2.969	18:15:40.442
2	1:52.687		18:17:33.129
3	1:53.189	+0.502	18:19:26.318
4	1:54.305	+1.618	18:21:20.623
5	1:53.566	+0.879	18:23:14.189
6	1:53.353	+0.666	18:25:07.542
7	1:53.671	+0.984	18:27:01.213
8	1:54.845	+2.158	18:28:56.058

Lap	Lap Tm	Diff	Time of Day
(18) David Jeff			
1	1:58.565	+5.811	18:15:44.954
2	1:53.870	+1.116	18:17:38.824
3	1:53.347	+0.593	18:19:32.171
4	1:52.841	+0.087	18:21:25.012
5	1:57.308	+4.554	18:23:22.320
6	1:55.202	+2.448	18:25:17.522
7	1:52.754		18:27:10.276
8	1:53.226	+0.472	18:29:03.502

Lap	Lap Tm	Diff	Time of Day
(76) Rob Chisholm			
1	1:58.936	+6.429	18:15:45.292
2	1:54.799	+2.292	18:17:40.091
3	1:53.570	+1.063	18:19:33.661
4	1:53.128	+0.621	18:21:26.789
5	1:52.507		18:23:19.296
6	1:55.572	+3.065	18:25:14.868
7	1:54.796	+2.289	18:27:09.664
8	1:53.961	+1.454	18:29:03.625

Lap	Lap Tm	Diff	Time of Day
(29) Martyn Smith			
1	2:00.182	+7.402	18:15:47.286
2	1:54.486	+1.706	18:17:41.772
3	1:54.368	+1.588	18:19:36.140
4	1:54.290	+1.510	18:21:30.430
5	1:53.380	+0.600	18:23:23.810
6	1:53.845	+1.065	18:25:17.655
7	1:52.780		18:27:10.435
8	1:53.360	+0.580	18:29:03.795

Lap	Lap Tm	Diff	Time of Day
(19) David Knight			
1	2:00.262	+7.224	18:15:47.697

Chief Timekeeper:

Clerk of Course:

Weather & Track : Bright / Dry

Results: www.sportstimingservices.com

Printed: 07/08/2010 18:30:50





Thundersport GB - Rounds 10 and 11

Bridgestone Thundersport 500

Cadwell Park 2.173 Miles

Race 12

07/08/2010 18:13

Race started at 18:13:41

Lap	Lap Tm	Diff	Time of Day
2	1:53.669	+0.631	18:17:41.366
3	1:53.922	+0.884	18:19:35.288
4	1:54.034	+0.996	18:21:29.322
5	1:54.272	+1.234	18:23:23.594
6	1:54.329	+1.291	18:25:17.923
7	1:53.435	+0.397	18:27:11.358
8	1:53.038		18:29:04.396

(81) Mark Biswell

1	2:00.770	+7.651	18:15:48.217
2	1:54.241	+1.122	18:17:42.458
3	1:54.028	+0.909	18:19:36.486
4	1:53.884	+0.765	18:21:30.370
5	1:54.279	+1.160	18:23:24.649
6	1:53.371	+0.252	18:25:18.020
7	1:53.483	+0.364	18:27:11.503
8	1:53.119		18:29:04.622

(82) Lewis Osler

1	1:58.858	+6.130	18:15:45.686
2	1:53.335	+0.607	18:17:39.021
3	1:53.558	+0.830	18:19:32.579
4	1:52.739	+0.011	18:21:25.318
5	2:00.712	+7.984	18:23:26.030
6	1:52.728		18:25:18.758
7	1:53.408	+0.680	18:27:12.166
8	1:52.791	+0.063	18:29:04.957

(24) Simon Matthews

1	1:59.774	+6.420	18:15:46.467
2	1:55.363	+2.009	18:17:41.830
3	1:54.132	+0.778	18:19:35.962
4	1:54.050	+0.696	18:21:30.012
5	1:54.419	+1.065	18:23:24.431
6	1:54.133	+0.779	18:25:18.564
7	1:53.354		18:27:11.918
8	2:01.953	+8.599	18:29:13.871

(84) Jason Taylor

1	2:00.338	+6.132	18:15:47.621
2	1:54.659	+0.453	18:17:42.280
3	1:54.953	+0.747	18:19:37.233
4	1:54.206		18:21:31.439
5	1:55.415	+1.209	18:23:26.854
6	1:57.160	+2.954	18:25:24.014
7	1:56.339	+2.133	18:27:20.353
8	1:55.562	+1.356	18:29:15.915

(30) Bruce Hutchinson

1	2:02.344	+9.938	18:15:50.694
2	1:58.194	+5.788	18:17:48.888
3	1:55.601	+3.195	18:19:44.489
4	1:54.461	+2.055	18:21:38.950
5	1:55.354	+2.948	18:23:34.304
6	1:54.393	+1.987	18:25:28.697
7	1:54.965	+2.559	18:27:23.662
8	1:52.406		18:29:16.068

(55) Philip Sutherland

1	2:02.206	+10.065	18:15:49.892
2	1:58.118	+5.977	18:17:48.010

Lap	Lap Tm	Diff	Time of Day
3	1:55.592	+3.451	18:19:43.602
4	1:54.334	+2.193	18:21:37.936
5	1:55.582	+3.441	18:23:33.518
6	1:55.741	+3.600	18:25:29.259
7	1:55.352	+3.211	18:27:24.611
8	1:52.141		18:29:16.752

(72) Mike Bailey

1	2:01.494	+6.838	18:15:49.519
2	1:57.673	+3.017	18:17:47.192
3	1:54.656		18:19:41.848
4	1:56.021	+1.365	18:21:37.869
5	1:55.385	+0.729	18:23:33.254
6	1:55.193	+0.537	18:25:28.447
7	1:55.127	+0.471	18:27:23.574
8	1:54.698	+0.042	18:29:18.272

(48) Allan Brookbanks

1	2:02.554	+8.110	18:15:50.379
2	1:58.103	+3.659	18:17:48.482
3	1:55.600	+1.156	18:19:44.082
4	1:55.587	+1.143	18:21:39.669
5	1:55.026	+0.582	18:23:34.695
6	1:55.625	+1.181	18:25:30.320
7	1:54.483	+0.039	18:27:24.803
8	1:54.444		18:29:19.247

(115) Matt Hull

1	2:02.626	+7.965	18:15:50.423
2	1:58.232	+3.571	18:17:48.655
3	1:56.039	+1.378	18:19:44.694
4	1:55.471	+0.810	18:21:40.165
5	1:54.798	+0.137	18:23:34.963
6	1:54.661		18:25:29.624
7	1:55.266	+0.605	18:27:24.890
8	1:55.469	+0.808	18:29:20.359

(70) Nathan Hutchinson

1	2:03.500	+10.634	18:15:52.441
2	1:57.103	+4.237	18:17:49.544
3	1:56.068	+3.202	18:19:45.612
4	1:56.435	+3.569	18:21:42.047
5	1:55.880	+3.014	18:23:37.927
6	1:54.467	+1.601	18:25:32.394
7	1:52.866		18:27:25.260
8	1:55.288	+2.422	18:29:20.548

(58) Brian Spreadborough

1	2:05.924	+10.928	18:15:52.912
2	1:57.614	+2.618	18:17:50.526
3	1:56.130	+1.134	18:19:46.656
4	1:56.732	+1.736	18:21:43.388
5	1:54.996		18:23:38.384
6	1:55.496	+0.500	18:25:33.880
7	1:56.334	+1.338	18:27:30.214
8	1:55.811	+0.815	18:29:26.025

(1) Gary Wheatley

1	2:02.477	+6.499	18:15:49.257
2	1:58.340	+2.362	18:17:47.597
3	1:56.223	+0.245	18:19:43.820

Lap	Lap Tm	Diff	Time of Day
4	1:59.256	+3.278	18:21:43.076
5	1:56.887	+0.909	18:23:39.963
6	1:55.978		18:25:35.941
7	1:56.693	+0.715	18:27:32.634
8	1:57.219	+1.241	18:29:29.853

(73) Jerry Frost

1	2:06.592	+10.158	18:15:55.295
2	1:58.224	+1.790	18:17:53.519
3	1:57.430	+0.996	18:19:50.949
4	1:57.721	+1.287	18:21:48.670
5	1:57.171	+0.737	18:23:45.841
6	1:56.984	+0.550	18:25:42.825
7	1:57.754	+1.320	18:27:40.579
8	1:56.434		18:29:37.013

(59) Seth Curry

1	2:03.992	+8.435	18:15:52.576
2	1:57.367	+1.810	18:17:49.943
3	1:55.557		18:19:45.500
4	1:56.405	+0.848	18:21:41.905
5	1:55.880	+0.323	18:23:37.785
6	1:55.704	+0.147	18:25:33.489
7	2:03.756	+8.199	18:27:37.245
8	1:59.773	+4.216	18:29:37.018

(26) Matthew Poncia

1	2:06.739	+10.528	18:15:55.519
2	1:58.497	+2.286	18:17:54.016
3	1:56.211		18:19:50.227
4	1:57.736	+1.525	18:21:47.963
5	1:56.400	+0.189	18:23:44.363
6	1:58.597	+2.386	18:25:42.960
7	1:57.105	+0.894	18:27:40.065
8	1:58.103	+1.892	18:29:38.168

(56) Kenneth Dobson

1	2:07.020	+6.154	18:15:55.199
2	2:01.531	+0.665	18:17:56.730
3	2:01.576	+0.710	18:19:58.306
4	2:02.233	+1.367	18:22:00.539
5	2:01.506	+0.640	18:24:02.045
6	2:01.987	+1.121	18:26:04.032
7	2:00.866		18:28:04.898

(11) John Miller

1	2:08.560	+1.905	18:15:57.760
2	2:07.629	+0.974	18:18:05.389
3	2:08.458	+1.803	18:20:13.847
4	2:07.178	+0.523	18:22:21.025
5	2:07.084	+0.429	18:24:28.109
6	2:07.239	+0.584	18:26:35.348
7	2:06.655		18:28:42.003

(53) Sam Banda

1	1:53.355	+5.477	18:15:38.368
2	1:48.019	+0.141	18:17:26.387
3	1:48.137	+0.259	18:19:14.524
4	1:48.306	+0.428	18:21:02.830
5	1:47.878		18:22:50.708
6	1:48.642	+0.764	18:24:39.350

Chief Timekeeper:

Clerk of Course:

Weather & Track : Bright / Dry

Results: www.sportstimingservices.com

Printed: 07/08/2010 18:30:50





Thundersport GB - Rounds 10 and 11

Bridgestone Thundersport 500

Cadwell Park 2.173 Miles

Sunday Grid

08/08/2010

Race



POLE POSITION

3 161	2 54	1 5	1
6 20	5 16	4 53	2
9 8	8 22	7 9	3
12 47	11 95	10 62	4
15 18	14 76	13 58	5
18 24	17 29	16 1	6
21 82	20 89	19 57	7
24 84	23 19	22 81	8
27 56	26 55	25 48	9
30 26	29 115	28 72	10
33 70	32 30	31 59	11
36 80	35 106	34 11	12

Chief Timekeeper:
 Clerk of Course:
 Weather & Track :
 Results: www.sportstimingservices.com
 Printed: 08/08/2010 08:34:42





Thundersport GB - Rounds 10 and 11

Bridgestone Thundersport 500

Cadwell Park 2.173 Miles

Sunday Grid

08/08/2010

Race



38
108

37
321

13

Chief Timekeeper:

Clerk of Course:

Weather & Track :

Results: www.sportstimingservices.com

Printed: 08/08/2010 08:34:42





Thundersport GB - Rounds 10 and 11

Sorted on Laps

Bridgestone Thundersport 500

Cadwell Park 2.173 Miles

Race 8

08/08/2010 14:08

Race started at 14:08:46

Pos	No.	Name	Class	Make	Model	Laps	Total Tm	Diff	Best Tm	Best Spd	In Lap
1	321	Chris Kingham	Tsport 500	Honda	500	8	14:31.217		1:45.975	73.817	8
2	20	Gareth Robinson	Tsport 500	Honda	500	8	14:34.158	2.941	1:47.672	72.654	8
3	54	Sam Cox	Tsport 500	Honda	500	8	14:35.103	3.886	1:47.065	73.066	8
4	5	Darryl Harrison	Tsport 500	Honda	500	8	14:35.120	3.903	1:47.629	72.683	8
5	161	Mark Evans	Tsport 500	Honda	500	8	14:37.857	6.640	1:47.919	72.488	6
6	95	Jordan Watling	Tsport 500	Honda	500	8	14:39.069	7.852	1:47.292	72.911	8
7	9	Kevin Jones	Tsport 500	Honda	500	8	14:39.203	7.986	1:47.288	72.914	8
8	108	Matthew Douglas	Tsport 500	Honda	500	8	14:44.003	12.786	1:46.863	73.204	3
9	22	Adam Carter	Tsport 500	Honda	500	8	14:44.176	12.959	1:48.995	71.772	7
10	8	David Eltherington	Tsport 500	Honda	500	8	14:45.728	14.511	1:49.059	71.730	3
11	16	Craig Jeff	Tsport 500	Honda	500	8	15:00.742	29.525	1:50.651	70.698	2
12	18	David Jeff	Tsport 500	Honda	500	8	15:11.309	40.092	1:51.718	70.023	3
13	62	Geoff Aukett	Tsport 500	Honda	500	8	15:11.643	40.426	1:51.477	70.174	7
14	55	Philip Sutherland	Tsport 500	Honda	500	8	15:11.672	40.455	1:51.749	70.003	7
15	84	Jason Taylor	Tsport 500	Honda	500	8	15:15.466	44.249	1:52.397	69.600	7
16	80	Paul Daley	Tsport 500	Honda	500	8	15:15.899	44.682	1:51.274	70.302	8
17	57	Chris Poncia	Tsport 500	Honda	500	8	15:16.001	44.784	1:51.280	70.298	8
18	47	Steve Kain	Tsport 500	Honda	500	8	15:17.933	46.716	1:53.097	69.169	6
19	82	Lewis Osler	Tsport 500	Honda	500	8	15:18.128	46.911	1:52.653	69.442	2
20	30	Bruce Hutchinson	Tsport 500	Honda	500	8	15:18.351	47.134	1:51.874	69.925	7
21	29	Martyn Smith	Tsport 500	Honda	500	8	15:18.531	47.314	1:51.967	69.867	6
22	106	Joe Barton	Tsport 500	Kawasaki	500	8	15:18.906	47.689	1:50.961	70.500	8
23	89	Ian Robinson	Tsport 500	Honda	500	8	15:19.316	48.099	1:52.720	69.400	6
24	48	Allan Brookbanks	Tsport 500	Honda	500	8	15:21.960	50.743	1:52.769	69.370	7
25	76	Rob Chisholm	Tsport 500	Honda	500	8	15:22.100	50.883	1:53.197	69.108	6
26	19	David Knight	Tsport 500	Honda	500	8	15:22.230	51.013	1:52.790	69.357	2
27	72	Mike Bailey	Tsport 500	Honda	500	8	15:22.656	51.439	1:52.613	69.466	7
28	81	Mark Biswell	Tsport 500	Honda	500	8	15:23.091	51.874	1:52.060	69.809	7
29	59	Seth Curry	Tsport 500	Honda	500	8	15:23.701	52.484	1:52.897	69.291	4
30	24	Simon Matthews	Tsport 500	Honda	500	8	15:24.283	53.066	1:53.297	69.047	2
31	115	Matt Hull	Tsport 500	Honda	500	8	15:27.712	56.495	1:52.770	69.370	8
32	58	Brian Spreadborough	Tsport 500	Honda	500	8	15:28.376	57.159	1:53.385	68.993	7
33	26	Matthew Poncia	Tsport 500	Honda	500	8	15:43.818	1:12.601	1:55.176	67.920	4
34	11	John Miller	Tsport 500	Honda	500	7	14:53.894	1 Lap	2:05.454	62.356	2
35	144	Mark Chadwick	Tsport 500	Honda	CB 500	7	14:57.823	1 Lap	2:03.746	63.217	7

Not classified ()

53	Sam Banda	Tsport 500	Honda	500	5	9:11.672	DNF	1:48.771	71.920	5
----	-----------	------------	-------	-----	---	----------	-----	----------	--------	---

Margin of Victory	Avg. Speed	Best Lap Tm	Best Spd	Best Lap by
2.941	71.833	1:45.975	73.817	321 - Chris Kingham

Chief Timekeeper:
Clerk of Course:
Weather & Track : Bright / Dry
Results: www.sportstiming.com





Thundersport GB - Rounds 10 and 11

Sorted on Laps

Bridgestone Thundersport 500

Cadwell Park 2.173 Miles

Race 8

08/08/2010 14:08

Race started at 14:08:46

Pos	No.	Name	Class	Make	Model	Laps	Total Tm	Diff	Best Tm	Best Spd	In Lap
70		Nathan Hutchinson	Tsport 500	Honda	500	5	9:49.331	DNF	1:54.429	68.364	3
56		Kenneth Dobson	Tsport 500	Honda	500	1	2:17.365	DNF	2:11.839	59.336	1

Margin of Victory	Avg. Speed	Best Lap Tm	Best Spd	Best Lap by
2.941	71.833	1:45.975	73.817	321 - Chris Kingham

Chief Timekeeper:

Clerk of Course:

Weather & Track : Bright / Dry

Results: www.sportstimeservices.com





Thundersport GB - Rounds 10 and 11

Lapchart

Bridgestone Thundersport 500

Cadwell Park 2.173 Miles

Race 8

08/08/2010 14:08

Race started at 14:08:46

Competitors	Laps									
	0	1	2	3	4	5	6	7	8	
Sam Cox (54)	1	54	20	5	161	161	20	20	321	321
Darryl Harrison (5)	2	5	161	161	5	5	5	5	20	20
Mark Evans (161)	3	161	5	20	53	20	161	161	5	54
Craig Jeff (16)	4	16	53	53	20	53	53	321	161	5
Gareth Robinson (20)	5	20	54	54	9	8	54	54	54	161
Sam Banda (53)	6	53	8	9	54	9	321	95	95	95
Adam Carter (22)	7	22	9	8	8	95	9	9	9	9
David Eltherington (8)	8	8	16	95	95	54	95	108	108	108
Kevin Jones (9)	9	9	22	22	22	321	8	8	8	22
Geoff Aukett (62)	10	62	95	16	321	22	22	22	22	8
Jordan Watling (95)	11	95	18	321	16	108	108	16	16	16
Steve Kain (47)	12	47	89	18	108	16	16	18	18	18
Rob Chisholm (76)	13	76	47	108	18	18	18	62	62	62
David Jeff (18)	14	18	62	47	47	47	62	55	55	55
Simon Matthews (24)	15	24	76	62	62	62	55	84	84	84
Ian Robinson (89)	16	89	84	84	84	84	84	47	80	80
Martyn Smith (29)	17	29	108	82	82	82	47	57	57	57
Lewis Osler (82)	18	82	82	76	76	55	82	80	47	47
Jason Taylor (84)	19	84	321	19	55	57	57	82	82	82
Chris Poncia (57)	20	57	19	89	89	89	80	89	29	30
David Knight (19)	21	19	29	55	57	19	89	29	89	29
Brian Spreadborough (58)	22	58	55	29	19	76	19	76	30	106
Philip Sutherland (55)	23	55	24	24	29	80	76	19	106	89
Allan Brookbanks (48)	24	48	48	57	24	29	29	30	76	48
Matt Hull (115)	25	115	57	106	80	24	30	106	19	76
Mark Biswell (81)	26	81	106	48	106	30	106	24	48	19
Mike Bailey (72)	27	72	115	80	30	106	24	48	72	72
Kenneth Dobson (56)	28	56	80	30	48	48	48	72	24	81
Bruce Hutchinson (30)	29	30	72	72	72	72	72	59	81	59
Seth Curry (59)	30	59	30	115	81	81	81	81	59	24
Matthew Poncia (26)	31	26	81	81	59	59	59	115	58	115
Joe Barton (106)	32	106	59	59	115	115	115	58	115	58
Nathan Hutchinson (70)	33	70	58	70	70	58	58	26	26	26
Paul Daley (80)	34	80	70	58	58	70	70	11	11	
Chris Kingham (321)	35	321	26	26	26	26	26	144	144	
Matthew Douglas (108)	36	108	11	11	11	11	11			
John Miller (11)	37	11	144	144	144	144	144			
Mark Chadwick (144)	38	144	56							

Chief Timekeeper:

Clerk of Course:

Weather & Track : Bright / Dry

Results: www.sportstimingservices.com

Printed: 08/08/2010 14:26:09





Thundersport GB - Rounds 10 and 11

Bridgestone Thundersport 500

Cadwell Park 2.173 Miles

Race 8

08/08/2010 14:08

Race started at 14:08:46

Lap	Lap Tm	Diff	Time of Day
(321) Chris Kingham			
1	1:56.923	+10.948	14:10:49.302
2	1:49.570	+3.595	14:12:38.872
3	1:46.188	+0.213	14:14:25.060
4	1:46.235	+0.260	14:16:11.295
5	1:47.501	+1.526	14:17:58.796
6	1:46.534	+0.559	14:19:45.330
7	1:46.128	+0.153	14:21:31.458
8	1:45.975		14:23:17.433
(20) Gareth Robinson			
1	1:51.916	+4.244	14:10:40.146
2	1:50.036	+2.364	14:12:30.182
3	1:49.365	+1.693	14:14:19.547
4	1:49.039	+1.367	14:16:08.586
5	1:47.992	+0.320	14:17:56.578
6	1:48.050	+0.378	14:19:44.628
7	1:48.074	+0.402	14:21:32.702
8	1:47.672		14:23:20.374
(54) Sam Cox			
1	1:53.853	+6.788	14:10:41.421
2	1:49.210	+2.145	14:12:30.631
3	1:49.345	+2.280	14:14:19.976
4	1:50.843	+3.778	14:16:10.819
5	1:47.178	+0.113	14:17:57.997
6	1:47.833	+0.768	14:19:45.830
7	1:48.424	+1.359	14:21:34.254
8	1:47.065		14:23:21.319
(5) Darryl Harrison			
1	1:53.105	+5.476	14:10:40.695
2	1:48.500	+0.871	14:12:29.195
3	1:49.891	+2.262	14:14:19.086
4	1:49.303	+1.674	14:16:08.389
5	1:48.261	+0.632	14:17:56.650
6	1:48.075	+0.446	14:19:44.725
7	1:48.982	+1.353	14:21:33.707
8	1:47.629		14:23:21.336
(161) Mark Evans			
1	1:52.672	+4.753	14:10:40.474
2	1:49.334	+1.415	14:12:29.808
3	1:49.222	+1.303	14:14:19.030
4	1:49.092	+1.173	14:16:08.122
5	1:49.095	+1.176	14:17:57.217
6	1:47.919		14:19:45.136
7	1:49.052	+1.133	14:21:34.188
8	1:49.885	+1.966	14:23:24.073
(95) Jordan Watling			
1	1:54.369	+7.077	14:10:43.582
2	1:48.450	+1.158	14:12:32.032
3	1:48.751	+1.459	14:14:20.783
4	1:49.788	+2.496	14:16:10.571
5	1:50.128	+2.836	14:18:00.699
6	1:48.578	+1.286	14:19:49.277
7	1:48.716	+1.424	14:21:37.993
8	1:47.292		14:23:25.285

Lap	Lap Tm	Diff	Time of Day
(9) Kevin Jones			
1	1:53.421	+6.133	14:10:42.249
2	1:48.591	+1.303	14:12:30.840
3	1:49.060	+1.772	14:14:19.900
4	1:50.168	+2.880	14:16:10.068
5	1:50.584	+3.296	14:18:00.652
6	1:49.317	+2.029	14:19:49.969
7	1:48.162	+0.874	14:21:38.131
8	1:47.288		14:23:25.419
(108) Matthew Douglas			
1	1:56.235	+9.372	14:10:48.687
2	1:51.015	+4.152	14:12:39.702
3	1:46.863		14:14:26.565
4	1:47.208	+0.345	14:16:13.773
5	1:47.422	+0.559	14:18:01.195
6	1:49.007	+2.144	14:19:50.202
7	1:48.620	+1.757	14:21:38.822
8	1:51.397	+4.534	14:23:30.219
(22) Adam Carter			
1	1:54.876	+5.881	14:10:43.555
2	1:49.085	+0.090	14:12:32.640
3	1:49.032	+0.037	14:14:21.672
4	1:49.654	+0.659	14:16:11.326
5	1:49.792	+0.797	14:18:01.118
6	1:50.664	+1.669	14:19:51.782
7	1:48.995		14:21:40.777
8	1:49.615	+0.620	14:23:30.392
(8) David Eltherington			
1	1:53.411	+4.352	14:10:42.216
2	1:49.128	+0.069	14:12:31.344
3	1:49.059		14:14:20.403
4	1:49.589	+0.530	14:16:09.992
5	1:50.716	+1.657	14:18:00.708
6	1:50.693	+1.634	14:19:51.401
7	1:49.238	+0.179	14:21:40.639
8	1:51.305	+2.246	14:23:31.944
(16) Craig Jeff			
1	1:55.149	+4.498	14:10:43.372
2	1:50.651		14:12:34.023
3	1:52.199	+1.548	14:14:26.222
4	1:51.480	+0.829	14:16:17.702
5	1:51.957	+1.306	14:18:09.659
6	1:52.215	+1.564	14:20:01.874
7	1:51.766	+1.115	14:21:53.640
8	1:53.318	+2.667	14:23:46.958
(18) David Jeff			
1	1:55.523	+3.805	14:10:45.521
2	1:54.140	+2.422	14:12:39.661
3	1:51.718		14:14:31.379
4	1:52.776	+1.058	14:16:24.155
5	1:53.674	+1.956	14:18:17.829
6	1:54.504	+2.786	14:20:12.333
7	1:52.185	+0.467	14:22:04.518
8	1:53.007	+1.289	14:23:57.525
(62) Geoff Aukett			

Lap	Lap Tm	Diff	Time of Day
1	1:58.480	+7.003	14:10:47.672
2	1:54.030	+2.553	14:12:41.702
3	1:53.963	+2.486	14:14:35.665
4	1:54.093	+2.616	14:16:29.758
5	1:51.990	+0.513	14:18:21.748
6	1:52.447	+0.970	14:20:14.195
7	1:51.477		14:22:05.672
8	1:52.187	+0.710	14:23:57.859
(55) Philip Sutherland			
1	1:59.328	+7.579	14:10:50.582
2	1:52.724	+0.975	14:12:43.306
3	1:53.310	+1.561	14:14:36.616
4	1:53.692	+1.943	14:16:30.308
5	1:52.041	+0.292	14:18:22.349
6	1:51.904	+0.155	14:20:14.253
7	1:51.749		14:22:06.002
8	1:51.886	+0.137	14:23:57.888
(84) Jason Taylor			
1	1:57.836	+5.439	14:10:48.633
2	1:53.154	+0.757	14:12:41.787
3	1:53.893	+1.496	14:14:35.680
4	1:54.202	+1.805	14:16:29.882
5	1:53.579	+1.182	14:18:23.461
6	1:52.490	+0.093	14:20:15.951
7	1:52.397		14:22:08.348
8	1:53.334	+0.937	14:24:01.682
(80) Paul Daley			
1	2:00.991	+9.717	14:10:53.356
2	1:53.457	+2.183	14:12:46.813
3	1:52.284	+1.010	14:14:39.097
4	1:53.565	+2.291	14:16:32.662
5	1:52.943	+1.669	14:18:25.605
6	1:52.426	+1.152	14:20:18.031
7	1:52.810	+1.536	14:22:10.841
8	1:51.274		14:24:02.115
(57) Chris Poncia			
1	2:01.474	+10.194	14:10:52.304
2	1:52.688	+1.408	14:12:44.992
3	1:52.372	+1.092	14:14:37.364
4	1:53.829	+2.549	14:16:31.193
5	1:54.071	+2.791	14:18:25.264
6	1:52.287	+1.007	14:20:17.551
7	1:53.386	+2.106	14:22:10.937
8	1:51.280		14:24:02.217
(47) Steve Kain			
1	1:57.350	+4.253	14:10:46.588
2	1:54.548	+1.451	14:12:41.136
3	1:54.157	+1.060	14:14:35.293
4	1:54.143	+1.046	14:16:29.436
5	1:54.709	+1.612	14:18:24.145
6	1:53.097		14:20:17.242
7	1:53.724	+0.627	14:22:10.966
8	1:53.183	+0.086	14:24:04.149
(82) Lewis Osler			
1	1:58.719	+6.066	14:10:49.302

Chief Timekeeper:

Clerk of Course:

Weather & Track : Bright / Dry

Results: www.sportstimingservices.com

Printed: 08/08/2010 14:25:49





Thundersport GB - Rounds 10 and 11

Bridgestone Thundersport 500

Cadwell Park 2.173 Miles

Race 8

08/08/2010 14:08

Race started at 14:08:46

Lap	Lap Tm	Diff	Time of Day
2	1:52.653		14:12:41.955
3	1:53.964	+1.311	14:14:35.919
4	1:54.329	+1.676	14:16:30.248
5	1:54.592	+1.939	14:18:24.840
6	1:53.221	+0.568	14:20:18.061
7	1:53.345	+0.692	14:22:11.406
8	1:52.938	+0.285	14:24:04.344
<hr/>			
(30) Bruce Hutchinson			
1	2:02.013	+10.139	14:10:54.030
2	1:53.188	+1.314	14:12:47.218
3	1:52.828	+0.954	14:14:40.046
4	1:53.925	+2.051	14:16:33.971
5	1:53.230	+1.356	14:18:27.201
6	1:53.240	+1.366	14:20:20.441
7	1:51.874		14:22:12.315
8	1:52.252	+0.378	14:24:04.567
<hr/>			
(29) Martyn Smith			
1	1:59.434	+7.467	14:10:50.009
2	1:53.934	+1.967	14:12:43.943
3	1:53.975	+2.008	14:14:37.918
4	1:55.067	+3.100	14:16:32.985
5	1:53.723	+1.756	14:18:26.708
6	1:51.967		14:20:18.675
7	1:53.150	+1.183	14:22:11.825
8	1:52.922	+0.955	14:24:04.747
<hr/>			
(106) Joe Barton			
1	2:00.515	+9.554	14:10:52.766
2	1:52.566	+1.605	14:12:45.332
3	1:54.116	+3.155	14:14:39.448
4	1:54.778	+3.817	14:16:34.226
5	1:53.227	+2.266	14:18:27.453
6	1:53.285	+2.324	14:20:20.738
7	1:53.423	+2.462	14:22:14.161
8	1:50.961		14:24:05.122
<hr/>			
(89) Ian Robinson			
1	1:56.091	+3.371	14:10:46.518
2	1:56.772	+4.052	14:12:43.290
3	1:54.030	+1.310	14:14:37.320
4	1:54.875	+2.155	14:16:32.195
5	1:53.687	+0.967	14:18:25.882
6	1:52.720		14:20:18.602
7	1:53.574	+0.854	14:22:12.176
8	1:53.356	+0.636	14:24:05.532
<hr/>			
(48) Allan Brookbanks			
1	2:00.724	+7.955	14:10:52.237
2	1:54.526	+1.757	14:12:46.763
3	1:54.418	+1.649	14:14:41.181
4	1:53.374	+0.605	14:16:34.555
5	1:53.896	+1.127	14:18:28.451
6	1:53.696	+0.927	14:20:22.147
7	1:52.769		14:22:14.916
8	1:53.260	+0.491	14:24:08.176
<hr/>			
(76) Rob Chisholm			
1	1:58.554	+5.357	14:10:48.513
2	1:54.085	+0.888	14:12:42.598

Lap	Lap Tm	Diff	Time of Day
3	1:53.943	+0.746	14:14:36.541
4	1:55.896	+2.699	14:16:32.437
5	1:53.987	+0.790	14:18:26.424
6	1:53.197		14:20:19.621
7	1:54.685	+1.488	14:22:14.306
8	1:54.010	+0.813	14:24:08.316
<hr/>			
(19) David Knight			
1	1:58.897	+6.107	14:10:49.936
2	1:52.790		14:12:42.726
3	1:54.928	+2.138	14:14:37.654
4	1:54.716	+1.926	14:16:32.370
5	1:54.003	+1.213	14:18:26.373
6	1:53.701	+0.911	14:20:20.074
7	1:54.508	+1.718	14:22:14.582
8	1:53.864	+1.074	14:24:08.446
<hr/>			
(72) Mike Bailey			
1	2:01.964	+9.351	14:10:53.632
2	1:54.172	+1.559	14:12:47.804
3	1:53.722	+1.109	14:14:41.526
4	1:53.343	+0.730	14:16:34.869
5	1:54.274	+1.661	14:18:29.143
6	1:53.365	+0.752	14:20:22.508
7	1:52.613		14:22:15.121
8	1:53.751	+1.138	14:24:08.872
<hr/>			
(81) Mark Biswell			
1	2:02.735	+10.675	14:10:54.337
2	1:54.711	+2.651	14:12:49.048
3	1:53.020	+0.960	14:14:42.068
4	1:53.193	+1.133	14:16:35.261
5	1:54.120	+2.060	14:18:29.381
6	1:54.054	+1.994	14:20:23.435
7	1:52.060		14:22:15.495
8	1:53.812	+1.752	14:24:09.307
<hr/>			
(59) Seth Curry			
1	2:02.512	+9.615	14:10:54.652
2	1:55.330	+2.433	14:12:49.982
3	1:54.387	+1.490	14:14:44.369
4	1:52.897		14:16:37.266
5	1:52.933	+0.036	14:18:30.199
6	1:53.167	+0.270	14:20:23.366
7	1:53.176	+0.279	14:22:16.542
8	1:53.375	+0.478	14:24:09.917
<hr/>			
(24) Simon Matthews			
1	2:01.016	+7.719	14:10:51.438
2	1:53.297		14:12:44.735
3	1:54.140	+0.843	14:14:38.875
4	1:54.565	+1.268	14:16:33.440
5	1:54.665	+1.368	14:18:28.105
6	1:53.402	+0.105	14:20:21.507
7	1:53.922	+0.625	14:22:15.429
8	1:55.070	+1.773	14:24:10.499
<hr/>			
(115) Matt Hull			
1	2:01.525	+8.755	14:10:53.084
2	1:55.783	+3.013	14:12:48.867
3	1:55.697	+2.927	14:14:44.564

Lap	Lap Tm	Diff	Time of Day
4	1:54.221	+1.451	14:16:38.785
5	1:53.669	+0.899	14:18:32.454
6	1:54.209	+1.439	14:20:26.663
7	1:54.495	+1.725	14:22:21.158
8	1:52.770		14:24:13.928
<hr/>			
(58) Brian Spreadborough			
1	2:04.192	+10.807	14:10:55.276
2	1:55.555	+2.170	14:12:50.831
3	1:54.885	+1.500	14:14:45.716
4	1:53.621	+0.236	14:16:39.337
5	1:54.061	+0.676	14:18:33.398
6	1:53.663	+0.278	14:20:27.061
7	1:53.385		14:22:20.446
8	1:54.146	+0.761	14:24:14.592
<hr/>			
(26) Matthew Poncia			
1	2:04.691	+9.515	14:10:56.927
2	1:55.727	+0.551	14:12:52.654
3	1:55.243	+0.067	14:14:47.897
4	1:55.176		14:16:43.073
5	1:55.865	+0.689	14:18:38.938
6	1:57.035	+1.859	14:20:35.973
7	1:57.416	+2.240	14:22:33.389
8	1:56.645	+1.469	14:24:30.034
<hr/>			
(11) John Miller			
1	2:09.373	+3.919	14:11:01.977
2	2:05.454		14:13:07.431
3	2:06.525	+1.071	14:15:13.956
4	2:06.485	+1.031	14:17:20.441
5	2:05.817	+0.363	14:19:26.258
6	2:06.740	+1.286	14:21:32.998
7	2:07.112	+1.658	14:23:40.110
<hr/>			
(144) Mark Chadwick			
1	2:09.475	+5.729	14:11:02.580
2	2:15.951	+12.205	14:13:18.531
3	2:04.511	+0.765	14:15:23.042
4	2:05.508	+1.762	14:17:28.550
5	2:05.687	+1.941	14:19:34.237
6	2:06.056	+2.310	14:21:40.293
7	2:03.746		14:23:44.039
<hr/>			
(53) Sam Banda			
1	1:52.980	+4.209	14:10:41.302
2	1:48.938	+0.167	14:12:30.240
3	1:49.174	+0.403	14:14:19.414
4	1:49.703	+0.932	14:16:09.117
5	1:48.771		14:17:57.888
<hr/>			
(70) Nathan Hutchinson			
1	2:03.260	+8.831	14:10:55.623
2	1:54.873	+0.444	14:12:50.496
3	1:54.429		14:14:44.925
4	1:55.187	+0.758	14:16:40.112
5	1:55.435	+1.006	14:18:35.547
<hr/>			
(56) Kenneth Dobson			
1	2:11.839		14:11:03.581

Chief Timekeeper:

Clerk of Course:

Weather & Track : Bright / Dry

Results: www.sportstimingservices.com

Printed: 08/08/2010 14:25:49





Thundersport GB - Rounds 10 and 11

Sorted on Laps

Bridgestone Thundersport 500

Cadwell Park 2.173 Miles

Race 16

08/08/2010 17:34

Race started at 17:34:10

Pos	No.	Name	Class	Make	Model	Laps	Total Tm	Diff	Best Tm	Best Spd	In Lap
1	54	Sam Cox	Tsport 500	Honda	500	8	14:26.555		1:46.990	73.117	6
2	20	Gareth Robinson	Tsport 500	Honda	500	8	14:26.666	0.111	1:46.942	73.150	4
3	161	Mark Evans	Tsport 500	Honda	500	8	14:26.952	0.397	1:47.015	73.100	4
4	5	Darryl Harrison	Tsport 500	Honda	500	8	14:27.307	0.752	1:46.868	73.201	4
5	95	Jordan Watling	Tsport 500	Honda	500	8	14:30.672	4.117	1:47.266	72.929	8
6	8	David Eltherington	Tsport 500	Honda	500	8	14:31.372	4.817	1:47.043	73.081	7
7	9	Kevin Jones	Tsport 500	Honda	500	8	14:32.419	5.864	1:47.451	72.803	7
8	53	Sam Banda	Tsport 500	Honda	500	8	14:44.828	18.273	1:49.031	71.748	6
9	108	Matthew Douglas	Tsport 500	Honda	500	8	14:48.920	22.365	1:46.243	73.631	8
10	22	Adam Carter	Tsport 500	Honda	500	8	14:51.175	24.620	1:49.326	71.555	8
11	16	Craig Jeff	Tsport 500	Honda	500	8	14:52.220	25.665	1:49.508	71.436	5
12	18	David Jeff	Tsport 500	Honda	500	8	14:52.770	26.215	1:48.870	71.855	8
13	57	Chris Poncia	Tsport 500	Honda	500	8	14:57.611	31.056	1:50.284	70.933	6
14	62	Geoff Aukett	Tsport 500	Honda	500	8	14:59.815	33.260	1:50.644	70.702	5
15	82	Lewis Osler	Tsport 500	Honda	500	8	15:00.307	33.752	1:50.612	70.723	7
16	80	Paul Daley	Tsport 500	Honda	500	8	15:00.398	33.843	1:49.514	71.432	4
17	106	Joe Barton	Tsport 500	Kawasaki	500	8	15:09.936	43.381	1:49.467	71.463	8
18	81	Mark Biswell	Tsport 500	Honda	500	8	15:11.118	44.563	1:51.372	70.240	4
19	47	Steve Kain	Tsport 500	Honda	500	8	15:15.160	48.605	1:52.831	69.332	8
20	55	Philip Sutherland	Tsport 500	Honda	500	8	15:15.253	48.698	1:51.468	70.180	4
21	19	David Knight	Tsport 500	Honda	500	8	15:15.488	48.933	1:52.704	69.410	8
22	24	Simon Matthews	Tsport 500	Honda	500	8	15:16.025	49.470	1:50.831	70.583	7
23	29	Martyn Smith	Tsport 500	Honda	500	8	15:16.119	49.564	1:52.733	69.392	8
24	72	Mike Bailey	Tsport 500	Honda	500	8	15:23.070	56.515	1:53.343	69.019	3
25	84	Jason Taylor	Tsport 500	Honda	500	8	15:24.157	57.602	1:52.800	69.351	8
26	48	Allan Brookbanks	Tsport 500	Honda	500	8	15:24.767	58.212	1:52.724	69.398	8
27	89	Ian Robinson	Tsport 500	Honda	500	8	15:25.107	58.552	1:52.988	69.236	7
28	58	Brian Spreadborough	Tsport 500	Honda	500	8	15:25.301	58.746	1:52.376	69.613	4
29	59	Seth Curry	Tsport 500	Honda	500	8	15:26.707	1:00.152	1:52.057	69.811	8
30	70	Nathan Hutchinson	Tsport 500	Honda	500	8	15:26.868	1:00.313	1:51.951	69.877	8
31	115	Matt Hull	Tsport 500	Honda	500	8	15:45.495	1:18.940	1:53.332	69.026	8
32	26	Matthew Poncia	Tsport 500	Honda	500	8	15:47.140	1:20.585	1:55.196	67.909	3

Not classified ()

321	Chris Kingham	Tsport 500	Honda	500		5.887	DNF	-	0
-----	---------------	------------	-------	-----	--	-------	-----	---	---

Margin of Victory	Avg. Speed	Best Lap Tm	Best Spd	Best Lap by
0.111	72.220	1:46.243	73.631	108 - Matthew Douglas

Chief Timekeeper:

Clerk of Course:

Weather & Track : Bright / Dry

Results: www.sportstimingservices.com





Thundersport GB - Rounds 10 and 11

Lapchart

Bridgestone Thundersport 500

Cadwell Park 2.173 Miles

Race 16

08/08/2010 17:34

Race started at 17:34:10

Competitors	Laps									
	0	1	2	3	4	5	6	7	8	
Darryl Harrison (5)	1	5	54	54	54	54	161	54	54	54
Sam Cox (54)	2	54	5	161	161	161	54	161	161	20
Mark Evans (161)	3	161	161	5	20	20	5	5	20	161
Craig Jeff (16)	4	16	20	20	5	5	20	20	5	5
Gareth Robinson (20)	5	20	8	8	95	8	8	95	8	95
Sam Banda (53)	6	53	95	95	8	95	95	8	95	8
Kevin Jones (9)	7	9	9	9	9	9	9	9	9	9
David Eltherington (8)	8	8	18	53	53	53	53	53	53	53
Adam Carter (22)	9	22	53	18	18	22	22	22	22	108
Steve Kain (47)	10	47	62	22	22	16	16	16	16	22
Geoff Aukett (62)	11	62	16	16	16	18	18	18	108	16
Jordan Watling (95)	12	95	22	62	62	62	108	108	18	18
David Jeff (18)	13	18	47	57	57	57	62	57	57	57
Simon Matthews (24)	14	24	82	47	108	108	57	62	80	62
Brian Spreadborough (58)	15	58	57	82	82	82	82	80	62	82
Martyn Smith (29)	16	29	29	19	80	80	80	82	82	80
Chris Poncia (57)	17	57	19	80	47	47	47	47	81	106
Lewis Osler (82)	18	82	80	29	19	19	55	81	106	81
Ian Robinson (89)	19	89	84	108	29	29	19	55	47	47
Jason Taylor (84)	20	84	72	55	55	55	81	19	55	55
David Knight (19)	21	19	24	81	81	81	29	29	19	19
Mark Biswell (81)	22	81	55	72	72	72	106	106	29	24
Philip Sutherland (55)	23	55	108	84	84	106	72	24	24	29
Allan Brookbanks (48)	24	48	81	24	24	24	24	72	72	72
Matt Hull (115)	25	115	48	48	48	48	84	84	84	84
Mike Bailey (72)	26	72	58	58	106	84	89	89	89	48
Matthew Poncia (26)	27	26	106	106	89	89	48	58	48	89
Nathan Hutchinson (70)	28	70	59	89	59	58	58	48	58	58
Joe Barton (106)	29	106	89	59	58	59	59	59	59	59
Seth Curry (59)	30	59	70	115	70	70	70	70	70	70
Paul Daley (80)	31	80	115	70	26	26	26	26	26	115
Chris Kingham (321)	32	321	26	26	115	115	115	115	115	26
Matthew Douglas (108)	33	108								

Chief Timekeeper:

Clerk of Course:

Weather & Track : Bright / Dry

Results: www.sportstimingservices.com

Printed: 08/08/2010 17:52:07





Thundersport GB - Rounds 10 and 11

Bridgestone Thundersport 500

Cadwell Park 2.173 Miles

Race 16

08/08/2010 17:34

Race started at 17:34:10

Lap	Lap Tm	Diff	Time of Day
(54) Sam Cox			
1	1:52.402	+5.412	17:36:03.837
2	1:48.472	+1.482	17:37:52.309
3	1:47.505	+0.515	17:39:39.814
4	1:47.399	+0.409	17:41:27.213
5	1:48.002	+1.012	17:43:15.215
6	1:46.990	+0.205	17:45:02.205
7	1:47.274	+0.284	17:46:49.479
8	1:47.559	+0.569	17:48:37.038

Lap	Lap Tm	Diff	Time of Day
(20) Gareth Robinson			
1	1:52.747	+5.805	17:36:04.853
2	1:48.156	+1.214	17:37:53.009
3	1:47.895	+0.953	17:39:40.904
4	1:46.942	+0.846	17:41:27.846
5	1:47.914	+0.972	17:43:15.760
6	1:47.017	+0.075	17:45:02.777
7	1:46.977	+0.035	17:46:49.754
8	1:47.395	+0.453	17:48:37.149

Lap	Lap Tm	Diff	Time of Day
(161) Mark Evans			
1	1:52.753	+5.738	17:36:04.306
2	1:48.278	+1.263	17:37:52.584
3	1:47.820	+0.805	17:39:40.404
4	1:47.015	+0.805	17:41:27.419
5	1:47.322	+0.307	17:43:14.741
6	1:47.555	+0.540	17:45:02.296
7	1:47.260	+0.245	17:46:49.556
8	1:47.879	+0.864	17:48:37.435

Lap	Lap Tm	Diff	Time of Day
(5) Darryl Harrison			
1	1:52.667	+5.799	17:36:03.895
2	1:48.784	+1.916	17:37:52.679
3	1:48.434	+1.566	17:39:41.113
4	1:46.868	+1.566	17:41:27.981
5	1:47.446	+0.578	17:43:15.427
6	1:47.032	+0.164	17:45:02.459
7	1:47.712	+0.844	17:46:50.171
8	1:47.619	+0.751	17:48:37.790

Lap	Lap Tm	Diff	Time of Day
(95) Jordan Watling			
1	1:52.719	+5.453	17:36:05.728
2	1:48.447	+1.181	17:37:54.175
3	1:47.853	+0.587	17:39:42.028
4	1:48.372	+1.106	17:41:30.400
5	1:48.418	+1.152	17:43:18.818
6	1:47.426	+0.160	17:45:06.244
7	1:47.645	+0.379	17:46:53.889
8	1:47.266	+0.379	17:48:41.155

Lap	Lap Tm	Diff	Time of Day
(8) David Eltherington			
1	1:52.835	+5.792	17:36:05.386
2	1:48.450	+1.407	17:37:53.836
3	1:48.469	+1.426	17:39:42.305
4	1:47.918	+0.875	17:41:30.223
5	1:48.388	+1.345	17:43:18.611
6	1:47.932	+0.889	17:45:06.543
7	1:47.043	+0.889	17:46:53.586
8	1:48.269	+1.226	17:48:41.855

Lap	Lap Tm	Diff	Time of Day
(9) Kevin Jones			
1	1:53.483	+6.032	17:36:06.002
2	1:48.319	+0.868	17:37:54.321
3	1:48.121	+0.670	17:39:42.442
4	1:48.104	+0.653	17:41:30.546
5	1:48.405	+0.954	17:43:18.951
6	1:48.275	+0.824	17:45:07.226
7	1:47.451	+0.824	17:46:54.677
8	1:48.225	+0.774	17:48:42.902

Lap	Lap Tm	Diff	Time of Day
(53) Sam Banda			
1	1:56.747	+7.716	17:36:08.984
2	1:50.044	+1.013	17:37:59.028
3	1:49.799	+0.768	17:39:48.827
4	1:49.467	+0.436	17:41:38.294
5	1:49.474	+0.443	17:43:27.768
6	1:49.031	+0.443	17:45:16.799
7	1:49.154	+0.123	17:47:05.953
8	1:49.358	+0.327	17:48:55.311

Lap	Lap Tm	Diff	Time of Day
(108) Matthew Douglas			
1	2:00.139	+13.896	17:36:16.603
2	1:49.010	+2.767	17:38:05.613
3	1:49.336	+3.093	17:39:54.949
4	1:50.738	+4.495	17:41:45.687
5	1:49.450	+3.207	17:43:35.137
6	1:49.317	+3.074	17:45:24.454
7	1:48.706	+2.463	17:47:13.160
8	1:46.243	+2.463	17:48:59.403

Lap	Lap Tm	Diff	Time of Day
(22) Adam Carter			
1	1:57.969	+8.643	17:36:10.566
2	1:50.424	+1.098	17:38:00.990
3	1:51.468	+2.142	17:39:52.458
4	1:50.143	+0.817	17:41:42.601
5	1:49.372	+0.046	17:43:31.973
6	1:50.019	+0.693	17:45:21.992
7	1:50.340	+1.014	17:47:12.332
8	1:49.326	+1.014	17:49:01.658

Lap	Lap Tm	Diff	Time of Day
(16) Craig Jeff			
1	1:58.447	+8.939	17:36:10.318
2	1:51.474	+1.966	17:38:01.792
3	1:50.927	+1.419	17:39:52.719
4	1:50.374	+0.866	17:41:43.093
5	1:49.508	+0.866	17:43:32.601
6	1:49.673	+0.165	17:45:22.274
7	1:50.705	+1.197	17:47:12.979
8	1:49.724	+0.216	17:49:02.703

Lap	Lap Tm	Diff	Time of Day
(18) David Jeff			
1	1:55.452	+6.582	17:36:08.848
2	1:51.689	+2.819	17:38:00.537
3	1:51.833	+2.963	17:39:52.370
4	1:51.667	+2.797	17:41:44.037
5	1:50.024	+1.154	17:43:34.061
6	1:50.371	+1.501	17:45:24.432
7	1:49.951	+1.081	17:47:14.383
8	1:48.870	+1.081	17:49:03.253

Lap	Lap Tm	Diff	Time of Day
(57) Chris Poncia			

Lap	Lap Tm	Diff	Time of Day
1	1:57.586	+7.302	17:36:11.684
2	1:51.817	+1.533	17:38:03.501
3	1:51.329	+1.045	17:39:54.830
4	1:50.788	+0.504	17:41:45.618
5	1:51.175	+0.891	17:43:36.793
6	1:50.284	+0.891	17:45:27.077
7	1:50.350	+0.066	17:47:17.427
8	1:50.667	+0.383	17:49:08.094

Lap	Lap Tm	Diff	Time of Day
(62) Geoff Aukett			
1	1:57.238	+6.594	17:36:10.110
2	1:53.169	+2.525	17:38:03.279
3	1:51.433	+0.789	17:39:54.712
4	1:50.752	+0.108	17:41:45.464
5	1:50.644	+0.108	17:43:36.108
6	1:51.873	+1.229	17:45:27.981
7	1:50.962	+0.318	17:47:18.943
8	1:51.355	+0.711	17:49:10.298

Lap	Lap Tm	Diff	Time of Day
(82) Lewis Osler			
1	1:57.383	+6.771	17:36:11.585
2	1:53.082	+2.470	17:38:04.667
3	1:51.000	+0.388	17:39:55.667
4	1:50.783	+0.171	17:41:46.450
5	1:51.083	+0.471	17:43:37.533
6	1:50.985	+0.373	17:45:28.518
7	1:50.612	+0.373	17:47:19.130
8	1:51.660	+1.048	17:49:10.790

Lap	Lap Tm	Diff	Time of Day
(80) Paul Daley			
1	1:58.440	+8.926	17:36:14.337
2	1:50.996	+1.482	17:38:05.333
3	1:52.233	+2.719	17:39:57.566
4	1:49.514	+2.719	17:41:47.080
5	1:50.712	+1.198	17:43:37.792
6	1:50.358	+0.844	17:45:28.150
7	1:50.678	+1.164	17:47:18.828
8	1:52.053	+2.539	17:49:10.881

Lap	Lap Tm	Diff	Time of Day
(106) Joe Barton			
1	2:02.464	+12.997	17:36:18.102
2	1:55.869	+6.402	17:38:13.971
3	1:53.026	+3.559	17:40:06.997
4	1:51.060	+1.593	17:41:58.057
5	1:51.188	+1.721	17:43:49.245
6	1:50.513	+1.046	17:45:39.758
7	1:51.194	+1.727	17:47:30.952
8	1:49.467	+1.727	17:49:20.419

Lap	Lap Tm	Diff	Time of Day
(81) Mark Biswell			
1	2:02.516	+11.144	17:36:17.300
2	1:52.778	+1.406	17:38:10.078
3	1:51.948	+0.576	17:40:02.026
4	1:51.372	+0.576	17:41:53.398
5	1:51.900	+0.528	17:43:45.298
6	1:53.127	+1.755	17:45:38.425
7	1:51.767	+0.395	17:47:30.192
8	1:51.409	+0.037	17:49:21.601

Lap	Lap Tm	Diff	Time of Day
(47) Steve Kain			
1	1:58.193	+5.362	17:36:11.036

Chief Timekeeper:

Clerk of Course:

Weather & Track : Bright / Dry

Results: www.sportstimingservices.com

Printed: 08/08/2010 17:51:48





Thundersport GB - Rounds 10 and 11

Bridgestone Thundersport 500

Cadwell Park 2.173 Miles

Race 16

08/08/2010 17:34

Race started at 17:34:10

Lap	Lap Tm	Diff	Time of Day
2	1:53.351	+0.520	17:38:04.387
3	1:53.389	+0.558	17:39:57.776
4	1:53.094	+0.263	17:41:50.870
5	1:53.600	+0.769	17:43:44.470
6	1:53.753	+0.922	17:45:38.223
7	1:54.589	+1.758	17:47:32.812
8	1:52.831		17:49:25.643

(55) Philip Sutherland

1	2:01.573	+10.105	17:36:16.469
2	1:52.355	+0.887	17:38:08.824
3	1:51.742	+0.274	17:40:00.566
4	1:51.468		17:41:52.034
5	1:52.536	+1.068	17:43:44.570
6	1:54.407	+2.939	17:45:38.977
7	1:54.265	+2.797	17:47:33.242
8	1:52.494	+1.026	17:49:25.736

(19) David Knight

1	1:57.616	+4.912	17:36:12.269
2	1:52.787	+0.083	17:38:05.056
3	1:53.043	+0.339	17:39:58.099
4	1:53.172	+0.468	17:41:51.271
5	1:53.647	+0.943	17:43:44.918
6	1:54.084	+1.380	17:45:39.002
7	1:54.265	+1.561	17:47:33.267
8	1:52.704		17:49:25.971

(24) Simon Matthews

1	2:02.314	+11.483	17:36:16.290
2	1:55.818	+4.987	17:38:12.108
3	1:53.557	+2.726	17:40:05.665
4	1:53.270	+2.439	17:41:58.935
5	1:52.867	+2.036	17:43:51.802
6	1:52.054	+1.223	17:45:43.856
7	1:50.831		17:47:34.687
8	1:51.821	+0.990	17:49:26.508

(29) Martyn Smith

1	1:57.894	+5.161	17:36:11.975
2	1:53.592	+0.859	17:38:05.567
3	1:53.133	+0.400	17:39:58.700
4	1:53.217	+0.484	17:41:51.917
5	1:54.294	+1.561	17:43:46.211
6	1:53.447	+0.714	17:45:39.658
7	1:54.211	+1.478	17:47:33.869
8	1:52.733		17:49:26.602

(72) Mike Bailey

1	2:00.682	+7.339	17:36:15.927
2	1:54.597	+1.254	17:38:10.524
3	1:53.343		17:40:03.867
4	1:54.187	+0.844	17:41:58.054
5	1:53.425	+0.082	17:43:51.479
6	1:53.604	+0.261	17:45:45.083
7	1:53.371	+0.028	17:47:38.454
8	1:55.099	+1.756	17:49:33.553

(84) Jason Taylor

1	2:00.872	+8.072	17:36:15.436
2	1:55.787	+2.987	17:38:11.223

Lap	Lap Tm	Diff	Time of Day
3	1:53.719	+0.919	17:40:04.942
4	1:55.442	+2.642	17:42:00.384
5	1:53.529	+0.729	17:43:53.913
6	1:54.417	+1.617	17:45:48.330
7	1:53.510	+0.710	17:47:41.840
8	1:52.800		17:49:34.640

(48) Allan Brookbanks

1	2:02.395	+9.671	17:36:17.488
2	1:55.131	+2.407	17:38:12.619
3	1:53.761	+1.037	17:40:06.380
4	1:53.932	+1.208	17:42:00.312
5	1:55.161	+2.437	17:43:55.473
6	1:54.041	+1.317	17:45:49.514
7	1:53.012	+0.288	17:47:42.526
8	1:52.724		17:49:35.250

(89) Ian Robinson

1	2:04.785	+11.797	17:36:19.012
2	1:54.971	+1.983	17:38:13.983
3	1:53.292	+0.304	17:40:07.275
4	1:53.860	+0.872	17:42:01.135
5	1:53.763	+0.775	17:43:54.898
6	1:54.020	+1.032	17:45:48.918
7	1:52.988		17:47:41.906
8	1:53.684	+0.696	17:49:35.590

(58) Brian Spreadborough

1	2:03.899	+11.523	17:36:17.929
2	1:55.726	+3.350	17:38:13.655
3	1:56.092	+3.716	17:40:09.747
4	1:52.376		17:42:02.123
5	1:53.628	+1.252	17:43:55.751
6	1:53.522	+1.146	17:45:49.273
7	1:53.852	+1.476	17:47:43.125
8	1:52.659	+0.283	17:49:35.784

(59) Seth Curry

1	2:03.127	+11.070	17:36:18.947
2	1:55.806	+3.749	17:38:14.753
3	1:54.633	+2.576	17:40:09.386
4	1:54.554	+2.497	17:42:03.940
5	1:54.982	+2.925	17:43:58.922
6	1:53.581	+1.524	17:45:52.503
7	1:52.630	+0.573	17:47:45.133
8	1:52.057		17:49:37.190

(70) Nathan Hutchinson

1	2:04.328	+12.377	17:36:19.893
2	1:55.865	+3.914	17:38:15.758
3	1:54.893	+2.942	17:40:10.651
4	1:53.630	+1.679	17:42:04.281
5	1:54.643	+2.692	17:43:58.924
6	1:53.631	+1.680	17:45:52.555
7	1:52.845	+0.894	17:47:45.400
8	1:51.951		17:49:37.351

(115) Matt Hull

1	2:04.805	+11.473	17:36:19.903
2	1:55.653	+2.321	17:38:15.556
3	2:11.130	+17.798	17:40:26.686

Chief Timekeeper:

Clerk of Course:

Weather & Track : Bright / Dry

Results: www.sportstimingservices.com

Printed: 08/08/2010 17:51:48





Thundersport GB - Rounds 10 and 11

Sorted on Best Lap time

BSN Thundersport GP1

Cadwell Park 2.173 Miles

Qualifying

07/08/2010 09:52

Practice started at 9:52:23

Pos	No.	Name	Class	Make	Model	Best Tm	In Lap	Diff	2nd Best	2nd Lap
1	71	Philip Crowe	GP1	Suzuki	1000	1:31.075	3		1:31.417	2
2	87	Billy Mellor Barnsley	GP1	BMW	1000	1:32.323	6	1.248	1:33.349	4
3	1	Peter Baker	GP1	Suzuki	1000	1:32.720	2	1.645	1:33.094	5
4	53	Joe Burns	GP1	BMW	1000	1:32.777	2	1.702	1:33.054	3
5	69	Neil Gregory	GP1	Suzuki	1000	1:34.239	11	3.164	1:34.767	6
6	157	Angelo DeRosa	GP1	Yamaha	1000	1:35.218	4	4.143	1:35.376	3
7	36	Martin Beecham	GP1	Honda	1000	1:35.420	4	4.345	1:36.361	5
8	77	Lee Reveley	Supertwin	Ducati	1098ST	1:36.249	12	5.174	1:36.336	11
9	38	Scot Adam	Supertwin	Ducati	1098ST	1:36.249	6	5.174	1:36.356	5
10	48	Robin Hooker	Supertwin	Ducati	1098ST	1:36.410	10	5.335	1:36.691	9
11	21	Chris Barnes	GP1	Yamaha	600	1:36.944	8	5.869	1:37.853	5
12	181	Neil Watson	GP1	Honda	1000	1:37.339	9	6.264	1:37.783	7
13	14	Andrew Haines	GP1	Yamaha	1000	1:37.414	6	6.339	1:37.811	9
14	42	Richard Charlton	GP1	Yamaha	600	1:38.009	4	6.934	1:38.601	3
15	47	Les Liney	Supertwin	Ducati	1098ST	1:38.485	8	7.410	1:39.148	4
16	173	Robert Eagling	GP1	Suzuki	1000	1:39.459	7	8.384	1:39.749	6
17	5	Daniel Frear	GP1	Kawasaki	750	1:40.285	3	9.210	1:44.900	2
18	76	Jason Byard	GP1	Suzuki	1000	1:42.395	1	11.320		0
19	109	Shay Burton	GP1	Suzuki	1000	1:42.439	11	11.364	1:42.864	5
20	28	Ben Broadway	Supertwin	KTM	1098ST	1:42.471	11	11.396	1:42.652	8
21	111	Jimmy Nixon	GP1	Suzuki	1000	1:44.141	5	13.066	1:44.401	4
22	6	Robert Lindsay	GP1	Suzuki	1000	1:47.577	2	16.502	1:48.282	4
23	51	Charlie Flett	Supertwin	Ducati	1098ST	1:51.346	1	20.271	1:51.998	4
24	25	Brian Motherby	GP1	Suzuki	1000	1:51.815	8	20.740	1:52.433	10
25	88	Andre Nakkurt	GP1	Kawasaki	600		0			0

Chief Timekeeper:

Clerk of Course:

Weather & Track: Bright / Dry

Results: www.sportstimingservices.com

Printed: 07/08/2010 10:14:14





Thundersport GB - Rounds 10 and 11


BSN Thundersport GP1

Cadwell Park 2.173 Miles

Race 6 - (Superpole)

07/08/2010

Race



POLE POSITION

3	2	1	1
1	87	71	2
6	5	4	3
157	69	53	4
9	8	7	5
38	77	36	6
12	11	10	7
181	21	48	8
15	14	13	9
47	42	14	
18	17	16	
76	5	173	
21	20	19	
111	28	109	
24	23	22	
25	51	6	
		25	
		88	

Chief Timekeeper:

Clerk of Course:

Weather & Track: Bright / Dry

Results: www.sportstimingservices.com

Printed: 07/08/2010 10:15:31





Thundersport GB - Rounds 10 and 11

Sorted on Laps

BSN Thundersport GP1

Cadwell Park 2.173 Miles

Race 6 - (Superpole)

07/08/2010 15:35

Race started at 15:35:28

Pos	No.	Name	Class	Make	Model	Laps	Total Tm	Diff	Best Tm	Best Spd	In Lap
1	1	Peter Baker	GP1	Suzuki	1000	9	14:19.625		1:32.494	84.576	9
2	71	Philip Crowe	GP1	Suzuki	1000	9	14:20.103	0.478	1:32.691	84.397	9
3	69	Neil Gregory	GP1	Suzuki	1000	9	14:56.132	36.507	1:36.381	81.165	3
4	14	Andrew Haines	GP1	Yamaha	1000	9	15:10.478	50.853	1:39.383	78.714	6
5	38	Scot Adam	Supertwin	Ducati	1098ST	9	15:13.191	53.566	1:38.289	79.590	3
6	76	Jason Byard	GP1	Suzuki	1000	9	15:41.743	1:22.118	1:41.859	76.800	8
7	36	Martin Beecham	GP1	Honda	1000	9	15:56.223	1:36.598	1:40.175	78.091	2
8	28	Ben Broadway	Supertwin	KTM	1098ST	9	16:02.312	1:42.687	1:43.614	75.499	9
9	47	Les Liney	Supertwin	Ducati	1098ST	8	14:19.949	1 Lap	1:44.752	74.679	8
10	109	Shay Burton	GP1	Suzuki	1000	8	14:36.041	1 Lap	1:46.674	73.334	3
11	77	Lee Reveley	Supertwin	Ducati	1098ST	8	15:06.735	1 Lap	1:51.553	70.126	4
12	88	Andre Nakkurt	GP1	Kawasaki	600	8	15:13.467	1 Lap	1:48.803	71.899	7
13	51	Charlie Flett	Supertwin	Ducati	1098ST	8	15:45.363	1 Lap	1:53.793	68.746	2
14	25	Brian Motherby	GP1	Suzuki	1000	8	15:51.143	1 Lap	1:54.801	68.142	8
Not classified ()											
	157	Angelo DeRosa	GP1	Yamaha	1000	3	5:02.065	DNF	1:36.386	81.161	3
	181	Neil Watson	GP1	Honda	1000	2	3:34.002	DNF	1:43.414	75.645	2

Margin of Victory	Avg. Speed	Best Lap Tm	Best Spd	Best Lap by
0.478	81.902	1:32.494	84.576	1 - Peter Baker

Chief Timekeeper:

Clerk of Course:

Weather & Track :Cloudy / Damp

Results: www.sportstiming.com





Thundersport GB - Rounds 10 and 11

Lapchart

BSN Thundersport GP1

Cadwell Park 2.173 Miles

Race 6 - (Superpole)

07/08/2010 15:35

Race started at 15:35:28

Competitors	Laps										
	0	1	2	3	4	5	6	7	8	9	
Philip Crowe (71)	1	71	157	157	1	1	1	1	1	1	1
Peter Baker (1)	2	1	71	1	71	71	71	71	71	71	71
Angelo DeRosa (157)	3	157	1	71	157	69	69	69	69	69	69
Neil Gregory (69)	4	69	69	69	69	38	38	38	38	38	14
Martin Beecham (36)	5	36	36	38	38	14	14	14	14	14	38
Scot Adam (38)	6	38	38	36	14	36	76	76	76	76	76
Lee Reveley (77)	7	77	181	14	36	76	36	36	36	36	36
Neil Watson (181)	8	181	14	181	76	47	47	47	28	28	28
Les Liney (47)	9	47	47	47	47	28	28	28	47	47	
Andrew Haines (14)	10	14	76	76	28	109	109	109	109	109	
Jason Byard (76)	11	76	77	28	109	77	77	77	77	77	
Ben Broadway (28)	12	28	109	109	77	51	51	88	88	88	
Charlie Flett (51)	13	51	28	77	51	88	88	51	51	51	
Shay Burton (109)	14	109	51	51	88	25	25	25	25	25	
Andre Nakkurt (88)	15	88	88	88	25						
Brian Motherby (25)	16	25	25	25							

Chief Timekeeper:

Clerk of Course:

Weather & Track :Cloudy / Damp

Results: www.sportstimingservices.com

Printed: 07/08/2010 15:53:04





Thundersport GB - Rounds 10 and 11

BSN Thundersport GP1

Cadwell Park 2.173 Miles

Race 6 - (Superpole)

07/08/2010 15:35

Race started at 15:35:28

Lap	Lap Tm	Diff	Time of Day
(1) Peter Baker			
1	1:45.550	+13.056	15:37:17.276
2	1:37.419	+4.925	15:38:54.695
3	1:33.859	+1.365	15:40:28.554
4	1:33.152	+0.658	15:42:01.706
5	1:33.481	+0.987	15:43:35.187
6	1:34.326	+1.832	15:45:09.513
7	1:32.989	+0.495	15:46:42.502
8	1:33.327	+0.833	15:48:15.829
9	1:32.494		15:49:48.323
(71) Philip Crowe			
1	1:45.736	+13.045	15:37:17.176
2	1:37.583	+4.892	15:38:54.759
3	1:34.293	+1.602	15:40:29.052
4	1:33.143	+0.452	15:42:02.195
5	1:33.533	+0.842	15:43:35.728
6	1:34.153	+1.462	15:45:09.881
7	1:33.023	+0.332	15:46:42.904
8	1:33.206	+0.515	15:48:16.110
9	1:32.691		15:49:48.801
(69) Neil Gregory			
1	1:45.611	+9.230	15:37:17.832
2	1:37.745	+1.364	15:38:55.577
3	1:36.381		15:40:31.958
4	1:37.481	+1.100	15:42:09.439
5	1:37.264	+0.883	15:43:46.703
6	1:38.512	+2.131	15:45:25.215
7	1:38.685	+2.304	15:47:03.900
8	1:39.462	+3.081	15:48:43.362
9	1:41.468	+5.087	15:50:24.830
(14) Andrew Haines			
1	1:46.262	+6.879	15:37:19.806
2	1:40.344	+0.961	15:39:00.150
3	1:40.493	+1.110	15:40:40.643
4	1:40.311	+0.928	15:42:20.954
5	1:39.420	+0.037	15:44:00.374
6	1:39.383		15:45:39.757
7	1:39.829	+0.446	15:47:19.586
8	1:40.163	+0.780	15:48:59.749
9	1:39.427	+0.044	15:50:39.176
(38) Scot Adam			
1	1:45.972	+7.683	15:37:18.613
2	1:39.443	+1.154	15:38:58.056
3	1:38.289		15:40:36.345
4	1:38.465	+0.176	15:42:14.810
5	1:39.861	+1.572	15:43:54.671
6	1:40.447	+2.158	15:45:35.118
7	1:41.867	+3.578	15:47:16.985
8	1:42.487	+4.198	15:48:59.472
9	1:42.417	+4.128	15:50:41.889
(76) Jason Byard			
1	1:49.957	+8.098	15:37:23.772
2	1:45.375	+3.516	15:39:09.147
3	1:44.148	+2.289	15:40:53.295
4	1:43.785	+1.926	15:42:37.080

Lap	Lap Tm	Diff	Time of Day
5	1:43.299	+1.440	15:44:20.379
6	1:42.149	+0.290	15:46:02.528
7	1:42.599	+0.740	15:47:45.127
8	1:41.859		15:49:26.986
9	1:43.455	+1.596	15:51:10.441
(36) Martin Beecham			
1	1:45.615	+5.440	15:37:18.142
2	1:40.175		15:38:58.317
3	1:45.125	+4.950	15:40:43.442
4	1:49.753	+9.578	15:42:33.195
5	1:49.094	+8.919	15:44:22.289
6	1:46.686	+6.511	15:46:08.975
7	1:45.227	+5.052	15:47:54.202
8	1:44.911	+4.736	15:49:39.113
9	1:45.808	+5.633	15:51:24.921
(28) Ben Broadway			
1	1:54.853	+11.239	15:37:28.993
2	1:48.105	+4.491	15:39:17.098
3	1:46.305	+2.691	15:41:03.403
4	1:46.214	+2.600	15:42:49.617
5	1:44.427	+0.813	15:44:34.044
6	1:44.129	+0.515	15:46:18.173
7	1:45.408	+1.794	15:48:03.581
8	1:43.815	+0.201	15:49:47.396
9	1:43.614		15:51:31.010
(47) Les Liney			
1	1:48.384	+3.632	15:37:21.721
2	1:47.423	+2.671	15:39:09.144
3	1:45.649	+0.897	15:40:54.793
4	1:48.629	+3.877	15:42:43.422
5	1:46.942	+2.190	15:44:30.364
6	1:47.366	+2.614	15:46:17.730
7	1:46.165	+1.413	15:48:03.895
8	1:44.752		15:49:48.647
(109) Shay Burton			
1	1:53.956	+7.282	15:37:28.567
2	1:48.973	+2.299	15:39:17.540
3	1:46.674		15:41:04.214
4	1:47.110	+0.436	15:42:51.324
5	1:48.015	+1.341	15:44:39.339
6	1:49.885	+3.211	15:46:29.224
7	1:48.564	+1.890	15:48:17.788
8	1:46.951	+0.277	15:50:04.739
(77) Lee Reveley			
1	1:55.507	+3.954	15:37:28.334
2	1:53.680	+2.127	15:39:22.014
3	1:52.113	+0.560	15:41:14.127
4	1:51.553		15:43:05.680
5	1:51.800	+0.247	15:44:57.480
6	1:52.156	+0.603	15:46:49.636
7	1:52.649	+1.096	15:48:42.285
8	1:53.148	+1.595	15:50:35.433
(88) Andre Nakkurt			
1	2:02.412	+13.609	15:37:37.110
2	1:56.825	+8.022	15:39:33.935

Lap	Lap Tm	Diff	Time of Day
3	1:53.506	+4.703	15:41:27.441
4	1:52.483	+3.680	15:43:19.924
5	1:51.936	+3.133	15:45:11.860
6	1:51.491	+2.688	15:47:03.351
7	1:48.803		15:48:52.154
8	1:50.011	+1.208	15:50:42.165
(51) Charlie Flett			
1	1:55.460	+1.667	15:37:29.685
2	1:53.793		15:39:23.478
3	1:54.176	+0.383	15:41:17.654
4	1:56.597	+2.804	15:43:14.251
5	1:56.887	+3.094	15:45:11.138
6	2:01.135	+7.342	15:47:12.273
7	2:01.596	+7.803	15:49:13.869
8	2:00.192	+6.399	15:51:14.061
(25) Brian Motherby			
1	2:05.670	+10.869	15:37:40.430
2	2:00.917	+6.116	15:39:41.347
3	1:57.376	+2.575	15:41:38.723
4	1:57.607	+2.806	15:43:36.330
5	1:57.517	+2.716	15:45:33.847
6	1:56.348	+1.547	15:47:30.195
7	1:54.845	+0.044	15:49:25.040
8	1:54.801		15:51:19.841
(157) Angelo DeRosa			
1	1:44.483	+8.097	15:37:16.630
2	1:37.747	+1.361	15:38:54.377
3	1:36.386		15:40:30.763
(181) Neil Watson			
1	1:46.252	+2.838	15:37:19.286
2	1:43.414		15:39:02.700

Chief Timekeeper:

Clerk of Course:

Weather & Track :Cloudy / Damp

Results: www.sportstimingservices.com

Printed: 07/08/2010 15:52:45





Thundersport GB - Rounds 10 and 11

BSN Thundersport GP1

Cadwell Park 2.173 Miles

Starting Grid - Sunday

08/08/2010

Race



POLE POSITION

3	2	1	1
69	71	1	2
6	5	4	3
53	87	14	4
9	8	7	5
77	36	157	6
12	11	10	7
21	48	38	8
15	14	13	9
47	42	181	
18	17	16	
76	5	173	
21	20	19	
111	28	109	
24	23	22	
25	51	6	
		25	
		88	

Chief Timekeeper:

Clerk of Course:

Weather & Track :

Results: www.sportstimingservices.com

Printed: 07/08/2010 15:55:01





Thundersport GB - Rounds 10 and 11

Sorted on Laps

BSN Thundersport GP1

Cadwell Park 2.173 Miles

Race 4

08/08/2010 11:45

Race started at 11:45:58

Pos	No.	Name	Class	Make	Model	Laps	Total Tm	Diff	Best Tm	Best Spd	In Lap
1	71	Philip Crowe	GP1	Suzuki	1000	9	13:53.776		1:30.958	86.005	3
2	1	Peter Baker	GP1	Suzuki	1000	9	13:54.282	0.506	1:31.376	85.611	3
3	53	Joe Burns	GP1	BMW	1000	9	14:02.734	8.958	1:32.263	84.788	5
4	69	Neil Gregory	GP1	Suzuki	1000	9	14:26.694	32.918	1:34.635	82.663	6
5	77	Lee Reveley	Supertwin	Ducati	1098ST	9	14:26.724	32.948	1:34.470	82.807	6
6	36	Martin Beecham	GP1	Honda	1000	9	14:29.814	36.038	1:35.194	82.177	5
7	48	Robin Hooker	Supertwin	Ducati	1098ST	9	14:31.275	37.499	1:34.290	82.965	6
8	14	Andrew Haines	GP1	Yamaha	1000	9	14:31.669	37.893	1:35.567	81.857	5
9	181	Neil Watson	GP1	Honda	1000	9	14:33.129	39.353	1:35.223	82.152	8
10	5	Daniel Frear	GP1	Kawasaki	750	9	14:36.247	42.471	1:35.486	81.926	6
11	21	Chris Barnes	GP1	Yamaha	600	9	14:36.570	42.794	1:35.867	81.601	4
12	38	Scot Adam	Supertwin	Ducati	1098ST	9	14:38.166	44.390	1:35.799	81.658	5
13	76	Jason Byard	GP1	Suzuki	1000	9	14:54.563	1:00.787	1:37.600	80.152	8
14	47	Les Liney	Supertwin	Ducati	1098ST	9	14:54.940	1:01.164	1:37.915	79.894	8
15	173	Robert Eagling	GP1	Suzuki	1000	9	15:09.795	1:16.019	1:38.201	79.661	7
16	28	Ben Broadway	Supertwin	KTM	1098ST	9	15:13.732	1:19.956	1:39.852	78.344	6
17	109	Shay Burton	GP1	Suzuki	1000	9	15:20.517	1:26.741	1:40.160	78.103	6
18	88	Andre Nakkurt	GP1	Kawasaki	600	9	15:33.803	1:40.027	1:41.361	77.178	3
19	6	Robert Lindsay	GP1	Suzuki	1000	8	14:03.872	1 Lap	1:43.455	75.615	6
20	111	Jimmy Nixon	GP1	Suzuki	1000	8	14:04.897	1 Lap	1:43.187	75.812	6
21	51	Charlie Flett	Supertwin	Ducati	1098ST	8	14:40.275	1 Lap	1:47.660	72.662	2
22	25	Brian Motherby	GP1	Suzuki	1000	8	14:42.733	1 Lap	1:48.233	72.277	6

Margin of Victory	Avg. Speed	Best Lap Tm	Best Spd	Best Lap by
0.506	84.441	1:30.958	86.005	71 - Philip Crowe

Chief Timekeeper:

Clerk of Course:

Weather & Track : Bright / Dry

Results: www.sportstimingservices.com





Thundersport GB - Rounds 10 and 11

Lapchart

BSN Thundersport GP1

Cadwell Park 2.173 Miles

Race 4

08/08/2010 11:45

Race started at 11:45:58

Competitors	Laps									
	0	1	2	3	4	5	6	7	8	9
Peter Baker (1)	1	1	71	71	71	71	71	71	71	71
Philip Crowe (71)	2	71	71	1	1	1	1	1	1	1
Neil Gregory (69)	3	69	53	53	53	53	53	53	53	53
Joe Burns (53)	4	53	69	69	69	69	69	69	69	69
Andrew Haines (14)	5	14	77	77	77	77	77	77	77	77
Lee Reveley (77)	6	77	14	14	14	14	48	48	48	36
Martin Beecham (36)	7	36	36	5	36	36	36	14	36	48
Scot Adam (38)	8	38	5	36	38	48	48	36	14	14
Robin Hooker (48)	9	48	38	38	48	38	38	181	181	181
Chris Barnes (21)	10	21	21	21	21	21	181	38	38	21
Les Liney (47)	11	47	48	48	181	181	21	21	21	5
Neil Watson (181)	12	181	47	181	5	5	5	5	5	38
Daniel Frear (5)	13	5	181	47	47	47	47	76	76	76
Robert Eagling (173)	14	173	76	76	76	76	76	47	47	47
Jason Byard (76)	15	76	28	109	28	28	28	28	173	173
Charlie Flett (51)	16	51	109	28	109	109	173	173	28	28
Ben Broadway (28)	17	28	88	173	173	173	109	109	109	109
Jimmy Nixon (111)	18	111	173	88	88	88	88	88	88	88
Shay Burton (109)	19	109	51	111	111	111	111	111	111	6
Andre Nakkurt (88)	20	88	111	6	6	6	6	6	6	111
Brian Motherby (25)	21	25	6	51	51	51	51	51	51	51
Robert Lindsay (6)	22	6	25	25	25	25	25	25	25	25

Chief Timekeeper:

Clerk of Course:

Weather & Track : Bright / Dry

Results: www.sportstimingservices.com

Printed: 08/08/2010 12:05:09





Thundersport GB - Rounds 10 and 11

BSN Thundersport GP1

Cadwell Park 2.173 Miles

Race 4

08/08/2010 11:45

Race started at 11:45:58

Lap	Lap Tm	Diff	Time of Day
(71) Philip Crowe			
1	1:36.055	+5.097	11:47:37.553
2	1:31.204	+0.246	11:49:08.757
3	1:30.958		11:50:39.715
4	1:31.599	+0.641	11:52:11.314
5	1:31.754	+0.796	11:53:43.068
6	1:32.458	+1.500	11:55:15.526
7	1:33.459	+2.501	11:56:48.985
8	1:31.276	+0.318	11:58:20.261
9	1:32.451	+1.493	11:59:52.712
(1) Peter Baker			
1	1:35.825	+4.449	11:47:37.242
2	1:32.652	+1.276	11:49:09.894
3	1:31.376		11:50:41.270
4	1:32.370	+0.994	11:52:13.640
5	1:32.379	+1.003	11:53:46.019
6	1:31.696	+0.320	11:55:17.715
7	1:31.977	+0.601	11:56:49.692
8	1:31.541	+0.165	11:58:21.233
9	1:31.985	+0.609	11:59:53.218
(53) Joe Burns			
1	1:35.872	+3.609	11:47:37.852
2	1:32.448	+0.185	11:49:10.300
3	1:32.283	+0.020	11:50:42.583
4	1:32.363	+0.100	11:52:14.946
5	1:32.263		11:53:47.209
6	1:32.632	+0.369	11:55:19.841
7	1:32.912	+0.649	11:56:52.753
8	1:33.185	+0.922	11:58:25.938
9	1:35.732	+3.469	12:00:01.670
(69) Neil Gregory			
1	1:37.729	+3.094	11:47:39.323
2	1:37.384	+2.749	11:49:16.707
3	1:35.556	+0.921	11:50:52.263
4	1:34.844	+0.209	11:52:27.107
5	1:35.271	+0.636	11:54:02.378
6	1:34.635		11:55:37.013
7	1:35.314	+0.679	11:57:12.327
8	1:36.747	+2.112	11:58:49.074
9	1:36.556	+1.921	12:00:25.630
(77) Lee Reveley			
1	1:39.035	+4.565	11:47:41.237
2	1:35.807	+1.337	11:49:17.044
3	1:35.875	+1.405	11:50:52.919
4	1:35.190	+0.720	11:52:28.109
5	1:35.162	+0.692	11:54:03.271
6	1:34.470		11:55:37.741
7	1:35.187	+0.717	11:57:12.928
8	1:37.282	+2.812	11:58:50.210
9	1:35.450	+0.980	12:00:25.660
(36) Martin Beecham			
1	1:39.464	+4.270	11:47:41.959
2	1:36.600	+1.406	11:49:18.559
3	1:36.314	+1.120	11:50:54.873
4	1:35.345	+0.151	11:52:30.218

Lap	Lap Tm	Diff	Time of Day
5	1:35.194		11:54:05.412
6	1:35.765	+0.571	11:55:41.177
7	1:35.410	+0.216	11:57:16.587
8	1:36.478	+1.284	11:58:53.065
9	1:35.685	+0.491	12:00:28.750
(48) Robin Hooker			
1	1:41.133	+6.843	11:47:43.915
2	1:36.063	+1.773	11:49:19.978
3	1:36.125	+1.835	11:50:56.103
4	1:34.594	+0.304	11:52:30.697
5	1:35.087	+0.797	11:54:05.784
6	1:34.290		11:55:40.074
7	1:34.469	+0.179	11:57:14.543
8	1:38.355	+4.065	11:58:52.898
9	1:37.313	+3.023	12:00:30.211
(14) Andrew Haines			
1	1:39.577	+4.010	11:47:41.749
2	1:35.804	+0.237	11:49:17.553
3	1:36.339	+0.772	11:50:53.892
4	1:35.808	+0.241	11:52:29.700
5	1:35.567		11:54:05.267
6	1:35.734	+0.167	11:55:41.001
7	1:36.402	+0.835	11:57:17.403
8	1:36.053	+0.486	11:58:53.456
9	1:37.149	+1.582	12:00:30.605
(181) Neil Watson			
1	1:41.577	+6.354	11:47:44.929
2	1:36.216	+0.993	11:49:21.145
3	1:35.884	+0.661	11:50:57.029
4	1:35.604	+0.381	11:52:32.633
5	1:35.292	+0.069	11:54:07.925
6	1:35.791	+0.568	11:55:43.716
7	1:35.476	+0.253	11:57:19.192
8	1:35.223		11:58:54.415
9	1:37.650	+2.427	12:00:32.065
(5) Daniel Frear			
1	1:38.874	+3.388	11:47:42.429
2	1:35.741	+0.255	11:49:18.170
3	1:40.323	+4.837	11:50:58.493
4	1:35.574	+0.088	11:52:34.067
5	1:35.745	+0.259	11:54:09.812
6	1:35.486		11:55:45.298
7	1:36.024	+0.538	11:57:21.322
8	1:36.744	+1.258	11:58:58.066
9	1:37.117	+1.631	12:00:35.183
(21) Chris Barnes			
1	1:40.462	+4.595	11:47:43.459
2	1:36.128	+0.261	11:49:19.587
3	1:37.006	+1.139	11:50:56.593
4	1:35.867		11:52:32.460
5	1:36.349	+0.482	11:54:08.809
6	1:36.043	+0.176	11:55:44.852
7	1:36.076	+0.209	11:57:20.928
8	1:36.871	+1.004	11:58:57.799
9	1:37.707	+1.840	12:00:35.506

Lap	Lap Tm	Diff	Time of Day
(38) Scot Adam			
1	1:40.353	+4.554	11:47:43.002
2	1:35.841	+0.042	11:49:18.843
3	1:36.716	+0.917	11:50:55.559
4	1:35.812	+0.013	11:52:31.371
5	1:35.799		11:54:07.170
6	1:36.587	+0.788	11:55:43.757
7	1:36.808	+1.009	11:57:20.565
8	1:37.964	+2.165	11:58:58.529
9	1:38.573	+2.774	12:00:37.102
(76) Jason Byard			
1	1:42.322	+4.722	11:47:46.322
2	1:38.391	+0.791	11:49:24.713
3	1:39.686	+2.086	11:51:04.399
4	1:38.455	+0.855	11:52:42.854
5	1:38.078	+0.478	11:54:20.932
6	1:38.412	+0.812	11:55:59.344
7	1:38.063	+0.463	11:57:37.407
8	1:37.600		11:59:15.007
9	1:38.492	+0.892	12:00:53.499
(47) Les Liney			
1	1:41.567	+3.652	11:47:44.911
2	1:38.429	+0.514	11:49:23.340
3	1:40.394	+2.479	11:51:03.734
4	1:38.563	+0.648	11:52:42.297
5	1:38.463	+0.548	11:54:20.760
6	1:39.063	+1.148	11:55:59.823
7	1:38.156	+0.241	11:57:37.979
8	1:37.915		11:59:15.894
9	1:37.982	+0.067	12:00:53.876
(173) Robert Eagling			
1	1:46.510	+8.309	11:47:50.470
2	1:41.264	+3.063	11:49:31.734
3	1:40.727	+2.526	11:51:12.461
4	1:40.893	+2.692	11:52:53.354
5	1:39.434	+1.233	11:54:32.788
6	1:39.631	+1.430	11:56:12.419
7	1:38.201		11:57:50.620
8	1:39.637	+1.436	11:59:30.257
9	1:38.474	+0.273	12:01:08.731
(28) Ben Broadway			
1	1:45.121	+5.269	11:47:49.262
2	1:41.944	+2.092	11:49:31.206
3	1:40.881	+1.029	11:51:12.087
4	1:40.188	+0.336	11:52:52.275
5	1:40.133	+0.281	11:54:32.408
6	1:39.852		11:56:12.260
7	1:40.257	+0.405	11:57:52.517
8	1:40.089	+0.237	11:59:32.606
9	1:40.062	+0.210	12:01:12.668
(109) Shay Burton			
1	1:45.228	+5.068	11:47:49.484
2	1:41.311	+1.151	11:49:30.795
3	1:41.297	+1.137	11:51:12.092
4	1:40.956	+0.796	11:52:53.048
5	1:41.890	+1.730	11:54:34.938

Chief Timekeeper:

Clerk of Course:

Weather & Track : Bright / Dry

Results: www.sportstimingservices.com

Printed: 08/08/2010 12:04:35





Thundersport GB - Rounds 10 and 11

BSN Thundersport GP1

Cadwell Park 2.173 Miles

Race 4

08/08/2010 11:45

Race started at 11:45:58

Lap	Lap Tm	Diff	Time of Day
6	1:40.160		11:56:15.098
7	1:40.436	+0.276	11:57:55.534
8	1:41.951	+1.791	11:59:37.485
9	1:41.968	+1.808	12:01:19.453

(88) Andre Nakkurt

1	1:45.824	+4.463	11:47:50.469
2	1:42.016	+0.655	11:49:32.485
3	1:41.361		11:51:13.846
4	1:41.866	+0.505	11:52:55.712
5	1:42.207	+0.846	11:54:37.919
6	1:43.094	+1.733	11:56:21.013
7	1:43.542	+2.181	11:58:04.555
8	1:43.964	+2.603	11:59:48.519
9	1:44.220	+2.859	12:01:32.739

(6) Robert Lindsay

1	1:49.991	+6.536	11:47:55.077
2	1:44.535	+1.080	11:49:39.612
3	1:44.200	+0.745	11:51:23.812
4	1:44.006	+0.551	11:53:07.818
5	1:44.078	+0.623	11:54:51.896
6	1:43.455		11:56:35.351
7	1:43.552	+0.097	11:58:18.903
8	1:43.905	+0.450	12:00:02.808

(111) Jimmy Nixon

1	1:49.984	+6.797	11:47:54.232
2	1:43.451	+0.264	11:49:37.683
3	1:44.903	+1.716	11:51:22.586
4	1:44.147	+0.960	11:53:06.733
5	1:44.491	+1.304	11:54:51.224
6	1:43.187		11:56:34.411
7	1:43.899	+0.712	11:58:18.310
8	1:45.523	+2.336	12:00:03.833

(51) Charlie Flett

1	1:50.038	+2.378	11:47:54.073
2	1:47.660		11:49:41.733
3	1:48.701	+1.041	11:51:30.434
4	1:49.502	+1.842	11:53:19.936
5	1:49.667	+2.007	11:55:09.603
6	1:50.663	+3.003	11:57:00.266
7	1:49.907	+2.247	11:58:50.173
8	1:49.038	+1.378	12:00:39.211

(25) Brian Motherby

1	1:53.356	+5.123	11:47:58.127
2	1:50.150	+1.917	11:49:48.277
3	1:49.768	+1.535	11:51:38.045
4	1:49.444	+1.211	11:53:27.489
5	1:48.321	+0.088	11:55:15.810
6	1:48.233		11:57:04.043
7	1:48.829	+0.596	11:58:52.872
8	1:48.797	+0.564	12:00:41.669

Lap	Lap Tm	Diff	Time of Day
-----	--------	------	-------------

Lap	Lap Tm	Diff	Time of Day
-----	--------	------	-------------

Chief Timekeeper:

Clerk of Course:

Weather & Track : Bright / Dry

Results: www.sportstimingservices.com





Thundersport GB - Rounds 10 and 11

Sorted on Laps

BSN Thundersport GP1

Cadwell Park 2.173 Miles

Race 12

08/08/2010 15:41

Race started at 15:41:00

Pos	No.	Name	Class	Make	Model	Laps	Total Tm	Diff	Best Tm	Best Spd	In Lap
1	1	Peter Baker	GP1	Suzuki	1000	9	13:51.316		1:31.590	85.411	6
2	71	Philip Crowe	GP1	Suzuki	1000	9	13:51.995	0.679	1:31.636	85.368	5
3	48	Robin Hooker	Supertwin	Ducati	1098ST	9	14:29.407	38.091	1:34.934	82.403	3
4	77	Lee Reveley	Supertwin	Ducati	1098ST	9	14:29.798	38.482	1:34.239	83.010	8
5	5	Daniel Frear	GP1	Kawasaki	750	9	14:34.306	42.990	1:35.083	82.273	5
6	36	Martin Beecham	GP1	Honda	1000	9	14:34.481	43.165	1:35.471	81.939	5
7	14	Andrew Haines	GP1	Yamaha	1000	9	14:41.896	50.580	1:36.440	81.116	9
8	21	Chris Barnes	GP1	Yamaha	600	9	14:43.166	51.850	1:36.715	80.885	8
9	76	Jason Byard	GP1	Suzuki	1000	9	14:48.269	56.953	1:36.279	81.251	7
10	181	Neil Watson	GP1	Honda	1000	9	15:04.992	1:13.676	1:36.867	80.758	5
11	173	Robert Eagling	GP1	Suzuki	1000	9	15:08.842	1:17.526	1:38.756	79.213	6
12	47	Les Liney	Supertwin	Ducati	1098ST	9	15:09.247	1:17.931	1:39.380	78.716	2
13	109	Shay Burton	GP1	Suzuki	1000	9	15:13.657	1:22.341	1:40.009	78.221	6
14	28	Ben Broadway	Supertwin	KTM	1098ST	9	15:14.134	1:22.818	1:40.136	78.122	5
15	88	Andre Nakkurt	GP1	Kawasaki	600	9	15:20.743	1:29.427	1:40.392	77.923	4
16	111	Jimmy Nixon	GP1	Suzuki	1000	8	14:04.484	1 Lap	1:43.919	75.278	5
17	51	Charlie Flett	Supertwin	Ducati	1098ST	8	14:45.257	1 Lap	1:48.410	72.159	6
18	25	Brian Motherby	GP1	Suzuki	1000	8	15:09.342	1 Lap	1:49.655	71.340	5

Not classified ()

53	Joe Burns	GP1	BMW	1000	6	9:16.064	DNF	1:31.609	85.393	6
69	Neil Gregory	GP1	Suzuki	1000	5	8:04.544	DNF	1:35.231	82.146	3
38	Scot Adam	Supertwin	Ducati	1098ST	1	1:41.663	DNF	1:39.119	78.923	1

Margin of Victory	Avg. Speed	Best Lap Tm	Best Spd	Best Lap by
0.679	84.691	1:31.590	85.411	1 - Peter Baker

Chief Timekeeper:

Clerk of Course:

Weather & Track : Cloudy / Dry

Results: www.sportstimingservices.com





Thundersport GB - Rounds 10 and 11

Lapchart

BSN Thundersport GP1

Cadwell Park 2.173 Miles

Race 12

08/08/2010 15:41

Race started at 15:41:00

Competitors	Laps									
	0	1	2	3	4	5	6	7	8	9
Peter Baker (1)	1	1	1	1	1	1	1	1	1	1
Philip Crowe (71)	2	71	53	53	53	71	53	71	71	71
Neil Gregory (69)	3	69	71	71	71	71	53	71	48	48
Andrew Haines (14)	4	14	69	69	69	69	77	77	77	77
Joe Burns (53)	5	53	77	77	77	77	48	36	36	5
Lee Reveley (77)	6	77	38	5	48	48	5	5	5	36
Martin Beecham (36)	7	36	14	36	5	5	5	36	21	14
Scot Adam (38)	8	38	36	48	36	36	36	21	14	14
Chris Barnes (21)	9	21	5	14	21	21	14	76	76	76
Neil Watson (181)	10	181	181	21	14	14	14	76	173	181
Robin Hooker (48)	11	48	48	181	76	76	76	47	47	173
Les Liney (47)	12	47	21	47	47	47	47	173	181	47
Daniel Frear (5)	13	5	47	76	109	109	109	109	109	109
Jason Byard (76)	14	76	76	109	28	28	173	181	28	28
Ben Broadway (28)	15	28	109	28	173	173	28	28	88	88
Jimmy Nixon (111)	16	111	28	173	88	181	181	88	111	111
Shay Burton (109)	17	109	173	88	181	88	88	111	51	51
Andre Nakkurt (88)	18	88	88	111	111	111	111	51	25	25
Robert Eagling (173)	19	173	111	25	25	25	25	25		
Brian Motherby (25)	20	25	25	51	51	51	51			
Charlie Flett (51)	21	51	51							

Chief Timekeeper:

Clerk of Course:

Weather & Track : Cloudy / Dry

Results: www.sportstimingservices.com

Printed: 08/08/2010 16:00:47





Thundersport GB - Rounds 10 and 11

BSN Thundersport GP1

Cadwell Park 2.173 Miles

Race 12

08/08/2010 15:41

Race started at 15:41:00

Lap	Lap Tm	Diff	Time of Day
(1) Peter Baker			
1	1:35.370	+3.780	15:42:37.347
2	1:31.691	+0.101	15:44:09.038
3	1:32.113	+0.523	15:45:41.151
4	1:31.902	+0.312	15:47:13.053
5	1:31.946	+0.356	15:48:44.999
6	1:31.590	15:50:16.589	
7	1:31.829	+0.239	15:51:48.418
8	1:31.856	+0.266	15:53:20.274
9	1:31.961	+0.371	15:54:52.235

Lap	Lap Tm	Diff	Time of Day
(71) Philip Crowe			
1	1:36.044	+4.408	15:42:38.118
2	1:31.727	+0.091	15:44:09.845
3	1:32.075	+0.439	15:45:41.920
4	1:31.775	+0.139	15:47:13.695
5	1:31.636		15:48:45.331
6	1:32.130	+0.494	15:50:17.461
7	1:31.656	+0.020	15:51:49.117
8	1:31.992	+0.356	15:53:21.109
9	1:31.805	+0.169	15:54:52.914

Lap	Lap Tm	Diff	Time of Day
(48) Robin Hooker			
1	1:40.912	+5.978	15:42:44.797
2	1:36.678	+1.744	15:44:21.475
3	1:34.934		15:45:56.409
4	1:35.017	+0.083	15:47:31.426
5	1:35.344	+0.410	15:49:06.770
6	1:37.361	+2.427	15:50:44.131
7	1:35.580	+0.646	15:52:19.711
8	1:35.265	+0.331	15:53:54.976
9	1:35.350	+0.416	15:55:30.326

Lap	Lap Tm	Diff	Time of Day
(77) Lee Reveley			
1	1:39.001	+4.762	15:42:42.162
2	1:36.232	+1.993	15:44:18.394
3	1:36.139	+1.900	15:45:54.533
4	1:35.973	+1.734	15:47:30.506
5	1:35.754	+1.515	15:49:06.260
6	1:37.255	+3.016	15:50:43.515
7	1:37.467	+3.228	15:52:20.982
8	1:34.239		15:53:55.221
9	1:35.496	+1.257	15:55:30.717

Lap	Lap Tm	Diff	Time of Day
(5) Daniel Frear			
1	1:40.366	+5.283	15:42:44.402
2	1:36.807	+1.724	15:44:21.209
3	1:35.915	+0.832	15:45:57.124
4	1:36.504	+1.421	15:47:33.628
5	1:35.083		15:49:08.711
6	1:35.902	+0.819	15:50:44.613
7	1:38.314	+3.231	15:52:22.927
8	1:35.914	+0.831	15:53:58.841
9	1:36.384	+1.301	15:55:35.225

Lap	Lap Tm	Diff	Time of Day
(36) Martin Beecham			
1	1:40.967	+5.496	15:42:44.158
2	1:37.267	+1.796	15:44:21.425
3	1:36.276	+0.805	15:45:57.701
4	1:36.372	+0.901	15:47:34.073

Lap	Lap Tm	Diff	Time of Day
5	1:35.471		15:49:09.544
6	1:36.255	+0.784	15:50:45.799
7	1:36.935	+1.464	15:52:22.734
8	1:35.650	+0.179	15:53:58.384
9	1:37.016	+1.545	15:55:35.400

Lap	Lap Tm	Diff	Time of Day
(14) Andrew Haines			
1	1:41.385	+4.945	15:42:43.991
2	1:38.970	+2.530	15:44:22.961
3	1:38.149	+1.709	15:46:01.110
4	1:36.911	+0.471	15:47:38.021
5	1:36.665	+0.225	15:49:14.686
6	1:37.303	+0.863	15:50:51.989
7	1:37.552	+1.112	15:52:29.541
8	1:36.834	+0.394	15:54:06.375
9	1:36.440		15:55:42.815

Lap	Lap Tm	Diff	Time of Day
(21) Chris Barnes			
1	1:41.602	+4.887	15:42:45.273
2	1:37.839	+1.124	15:44:23.112
3	1:37.645	+0.930	15:46:00.757
4	1:36.887	+0.172	15:47:37.644
5	1:36.759	+0.044	15:49:14.403
6	1:37.240	+0.525	15:50:51.643
7	1:37.689	+0.974	15:52:29.332
8	1:36.715		15:54:06.047
9	1:38.038	+1.323	15:55:44.085

Lap	Lap Tm	Diff	Time of Day
(76) Jason Byard			
1	1:42.806	+6.527	15:42:46.948
2	1:39.032	+2.753	15:44:25.980
3	1:38.599	+2.320	15:46:04.579
4	1:37.601	+1.322	15:47:42.180
5	1:37.408	+1.129	15:49:19.588
6	1:37.115	+0.836	15:50:56.703
7	1:36.279		15:52:32.982
8	1:37.886	+1.607	15:54:10.868
9	1:38.320	+2.041	15:55:49.188

Lap	Lap Tm	Diff	Time of Day
(181) Neil Watson			
1	1:40.716	+3.849	15:42:44.535
2	1:38.667	+1.800	15:44:23.202
3	1:52.719	+15.852	15:46:15.921
4	1:39.219	+2.352	15:47:55.140
5	1:36.867		15:49:32.007
6	1:38.480	+1.613	15:51:10.487
7	1:39.601	+2.734	15:52:50.088
8	1:37.317	+0.450	15:54:27.405
9	1:38.506	+1.639	15:56:05.911

Lap	Lap Tm	Diff	Time of Day
(173) Robert Eagling			
1	1:45.630	+6.874	15:42:50.556
2	1:40.172	+1.416	15:44:30.728
3	1:40.514	+1.758	15:46:11.242
4	1:40.143	+1.387	15:47:51.385
5	1:39.164	+0.408	15:49:30.549
6	1:38.756		15:51:09.305
7	1:39.702	+0.946	15:52:49.007
8	1:40.498	+1.742	15:54:29.505
9	1:40.256	+1.500	15:56:09.761

Lap	Lap Tm	Diff	Time of Day
(47) Les Liney			
1	1:42.167	+2.787	15:42:46.052
2	1:39.380		15:44:25.432
3	1:40.429	+1.049	15:46:05.861
4	1:40.219	+0.839	15:47:46.080
5	1:40.856	+1.476	15:49:26.936
6	1:41.311	+1.931	15:51:08.247
7	1:41.825	+2.445	15:52:50.072
8	1:39.888	+0.508	15:54:29.960
9	1:40.206	+0.826	15:56:10.166

Lap	Lap Tm	Diff	Time of Day
(109) Shay Burton			
1	1:43.936	+3.927	15:42:48.732
2	1:40.600	+0.591	15:44:29.332
3	1:40.219	+0.210	15:46:09.551
4	1:40.476	+0.467	15:47:50.027
5	1:40.398	+0.389	15:49:30.425
6	1:40.009		15:51:10.434
7	1:42.450	+2.441	15:52:52.884
8	1:40.400	+0.391	15:54:33.284
9	1:41.292	+1.283	15:56:14.576

Lap	Lap Tm	Diff	Time of Day
(28) Ben Broadway			
1	1:44.967	+4.831	15:42:49.493
2	1:40.795	+0.659	15:44:30.288
3	1:40.629	+0.493	15:46:10.917
4	1:40.339	+0.203	15:47:51.256
5	1:40.136		15:49:31.392
6	1:40.612	+0.476	15:51:12.004
7	1:41.206	+1.070	15:52:53.210
8	1:40.546	+0.410	15:54:33.756
9	1:41.297	+1.161	15:56:15.053

Lap	Lap Tm	Diff	Time of Day
(88) Andre Nakkurt			
1	1:45.701	+5.309	15:42:50.603
2	1:43.197	+2.805	15:44:33.800
3	1:41.083	+0.691	15:46:14.883
4	1:40.392		15:47:55.275
5	1:40.793	+0.401	15:49:36.068
6	1:41.342	+0.950	15:51:17.410
7	1:41.237	+0.845	15:52:58.647
8	1:41.704	+1.312	15:54:40.351
9	1:41.311	+0.919	15:56:21.662

Lap	Lap Tm	Diff	Time of Day
(111) Jimmy Nixon			
1	1:47.458	+3.539	15:42:52.088
2	1:44.098	+0.179	15:44:36.186
3	1:45.551	+1.632	15:46:21.737
4	1:44.943	+1.024	15:48:06.680
5	1:43.919		15:49:50.599
6	1:44.201	+0.282	15:51:34.800
7	1:45.030	+1.111	15:53:19.830
8	1:45.573	+1.654	15:55:05.403

Lap	Lap Tm	Diff	Time of Day
(51) Charlie Flett			
1	1:51.459	+3.049	15:42:57.084
2	1:49.726	+1.316	15:44:46.810
3	1:50.058	+1.648	15:46:36.868
4	1:49.871	+1.461	15:48:26.739
5	1:49.708	+1.298	15:50:16.447
6	1:48.410		15:52:04.857

Chief Timekeeper:

Clerk of Course:

Weather & Track : Cloudy / Dry

Results: www.sportstimingservices.com

Printed: 08/08/2010 16:00:28





Thundersport GB - Rounds 10 and 11

BSN Thundersport GP1

Cadwell Park 2.173 Miles

Race 12

08/08/2010 15:41

Race started at 15:41:00

Lap	Lap Tm	Diff	Time of Day
7	1:48.617	+0.207	15:53:53.474
8	1:52.702	+4.292	15:55:46.176

(25) Brian Motherby

1	1:51.451	+1.796	15:42:56.885
2	1:49.753	+0.098	15:44:46.638
3	1:50.042	+0.387	15:46:36.680
4	1:49.944	+0.289	15:48:26.624
5	1:49.655		15:50:16.279
6	2:08.881	+19.226	15:52:25.160
7	1:53.121	+3.466	15:54:18.281
8	1:51.980	+2.325	15:56:10.261

(53) Joe Burns

1	1:34.907	+3.298	15:42:37.553
2	1:31.787	+0.178	15:44:09.340
3	1:31.986	+0.377	15:45:41.326
4	1:31.884	+0.275	15:47:13.210
5	1:32.164	+0.555	15:48:45.374
6	1:31.609		15:50:16.983

(69) Neil Gregory

1	1:39.223	+3.992	15:42:41.302
2	1:36.554	+1.323	15:44:17.856
3	1:35.231		15:45:53.087
4	1:36.167	+0.936	15:47:29.254
5	1:36.209	+0.978	15:49:05.463

(38) Scot Adam

1	1:39.119		15:42:42.582
---	----------	--	--------------

Lap	Lap Tm	Diff	Time of Day
-----	--------	------	-------------

Lap	Lap Tm	Diff	Time of Day
-----	--------	------	-------------

Chief Timekeeper:

Clerk of Course:

Weather & Track : Cloudy / Dry

Results: www.sportstimingservices.com

Printed: 08/08/2010 16:00:28





Thundersport GB - Rounds 10 and 11

Sorted on Best Lap time

Eastern Airways UK F1 Sidecars

Cadwell Park 2.173 Miles

Qualifying

07/08/2010 11:55

Practice started at 11:55:09

Pos	No.	Name	Class	Make	Model	Best Tm	In Lap	Diff	2nd Best	2nd Lap
1	1	Birchall / Birchall	F1 Sidecar	Yamaha	LCR	1:33.088	9		1:33.920	7
2	77	Reeves / Cluze	F1 Sidecar	Honda	LCR	1:33.784	7	0.696	1:33.784	8
3	3	James / Howard	F1 Sidecar	Suzuki	LCR	1:34.787	12	1.699	1:35.238	9
4	15	Schofield / Thomas	F1 Sidecar	Suzuki	LCR	1:35.164	8	2.076	1:35.601	4
5	16	Peach / Richardson	F1 Sidecar	Suzuki	LCR	1:35.251	8	2.163	1:35.914	4
6	49	Lovelock / Lawrence	F1 Sidecar	Suzuki	LCR	1:35.941	7	2.853	1:36.128	9
7	75	Peddar / Steadman	F1 Sidecar	Suzuki	LCR	1:36.027	8	2.939	1:36.433	6
8	72	Lawrie / Neave	F1 Sidecar	Suzuki	LCR	1:36.398	7	3.310	1:36.420	10
9	4	Pottinger / Pottinger	F1 Sidecar	Yamaha	Windle	1:36.506	9	3.418	1:36.795	12
10	74	Bygrave / Charlwoo	F1 Sidecar	Suzuki	LCR	1:36.859	3	3.771	1:39.003	4
11	2	Parkinson / Tritton	F1 Sidecar	Suzuki	LCR	1:36.997	10	3.909	1:37.937	9
12	8	Bell / Hawes	F1 Sidecar	Suzuki	LCR	1:37.156	7	4.068	1:40.003	3
13	48	Knapton / Belsey	F1 Sidecar	Suzuki	Baker	1:37.929	4	4.841	1:39.545	6
14	90	Clarke / Graham	F1 Sidecar	Suzuki	LCR	1:38.401	9	5.313	1:39.241	8
15	73	Chaplow / Evanson	F1 Sidecar	Suzuki	LCR	1:38.817	10	5.729	1:40.216	5
16	69	Lambert / Schofield	F1 Sidecar	Suzuki	LCR	1:38.925	8	5.837	1:39.068	5
17	11	Gilbert / Allum	F1 Sidecar	Yamaha	LCR	1:39.011	4	5.923	1:39.248	7
18	26	Shand / Lawson	F1 Sidecar	Suzuki	LCR	1:39.057	7	5.969	1:39.769	4
19	5	Edwards / Winn	F1 Sidecar	Suzuki	LCR	1:39.409	3	6.321	1:40.448	2
20	60	Holland / Watson	F1 Sidecar	Suzuki	LCR	1:39.562	9	6.474	1:40.333	5
21	44	Body / Barrett	F1 Sidecar	Suzuki	LCR	1:41.146	6	8.058	1:41.420	5
22	170	Drowne / Swift	F1 Sidecar	Suzuki	LCR	1:43.590	5	10.502	1:45.919	4
23	22	Wrinn / Clark	F1 Sidecar	Suzuki	TWR	1:44.296	2	11.208	1:44.300	4
24	62	Sloane / Sloane	F1 Sidecar	Suzuki	LCR	1:45.200	8	12.112	1:46.715	7
25	88	Nicol / Pryde	F1 Sidecar	Suzuki	LCR	1:47.215	7	14.127	1:47.231	6
26	42	Lindsey / Fairhurst	F1 Sidecar	Yamaha	LCR	1:53.305	4	20.217	1:53.576	3

Announcements

No. 26 & 72 - Fastest deleted - YELLOW FLAG INFRINGEMENT

Chief Timekeeper:

Clerk of Course:

Weather & Track : Cloudy / Damp

Results: www.sportstimingservices.com

Printed: 07/08/2010 12:18:43




Thundersport GB - Rounds 10 and 11

Eastern Airways UK F1 Sidecars

Cadwell Park 2.173 Miles

Starting Grid - Saturday & Sunday

Race



POLE POSITION

	1	2
1	1	77
2	3	4
3	5	6
4	7	8
5	9	10
6	11	12
7	13	14
8	15	16
9	17	18
10	19	20
11	21	22
12	23	24

Chief Timekeeper:

Clerk of Course:

Weather & Track : Cloudy / Damp

Results: www.sportstimingservices.com

Printed: 07/08/2010 12:21:14






Thundersport GB - Rounds 10 and 11

Eastern Airways UK F1 Sidecars

Cadwell Park 2.173 Miles

Starting Grid - Saturday & Sunday

Race



13

25

88

26

42

Chief Timekeeper:

Clerk of Course:

Weather & Track : Cloudy / Damp

Results: www.sportstimingservices.com

Printed: 07/08/2010 12:21:14





Thundersport GB - Rounds 10 and 11

Sorted on Laps

Eastern Airways UK F1 Sidecars

Cadwell Park 2.173 Miles

Race 7

07/08/2010 16:07

Race started at 16:07:51

Pos	No.	Name	Class	Make	Model	Laps	Total Tm	Diff	Best Tm	Best Spd	In Lap
1	1	Birchall / Birchall	F1 Sidecar	Yamaha	LCR	9	14:10.505		1:32.425	84.639	4
2	77	Reeves / Cluze	F1 Sidecar	Honda	LCR	9	14:23.577	13.072	1:33.161	83.971	2
3	72	Lawrie / Neave	F1 Sidecar	Suzuki	LCR	9	14:23.901	13.396	1:33.418	83.740	4
4	49	Lovelock / Lawrence	F1 Sidecar	Suzuki	LCR	9	14:29.949	19.444	1:34.663	82.638	6
5	16	Peach / Richardson	F1 Sidecar	Suzuki	LCR	9	14:36.499	25.994	1:35.699	81.744	4
6	15	Schofield / Thomas	F1 Sidecar	Suzuki	LCR	9	14:36.925	26.420	1:35.483	81.929	2
7	75	Peddar / Steadman	F1 Sidecar	Suzuki	LCR	9	14:41.585	31.080	1:35.721	81.725	5
8	8	Bell / Hawes	F1 Sidecar	Suzuki	LCR	9	14:42.787	32.282	1:35.311	82.077	3
9	4	Pottinger / Pottinger	F1 Sidecar	Yamaha	Windle	9	14:48.077	37.572	1:36.785	80.827	3
10	2	Parkinson / Tritton	F1 Sidecar	Suzuki	LCR	9	14:48.983	38.478	1:36.373	81.172	5
11	48	Knapton / Belsey	F1 Sidecar	Suzuki	Baker	9	14:53.682	43.177	1:37.437	80.286	5
12	90	Clarke / Graham	F1 Sidecar	Suzuki	LCR	9	14:54.215	43.710	1:37.130	80.539	6
13	73	Chaplow / Evanson	F1 Sidecar	Suzuki	LCR	9	14:55.377	44.872	1:36.995	80.652	7
14	69	Lambert / Schofield	F1 Sidecar	Suzuki	LCR	9	15:14.904	1:04.399	1:39.393	78.706	5
15	44	Body / Barrett	F1 Sidecar	Suzuki	LCR	9	15:18.914	1:08.409	1:39.761	78.415	5
16	170	Drowne / Swift	F1 Sidecar	Suzuki	LCR	9	15:33.125	1:22.620	1:40.471	77.861	3
17	62	Sloane / Sloane	F1 Sidecar	Suzuki	LCR	9	15:45.691	1:35.186	1:42.623	76.229	6
18	22	Wrinn / Clark	F1 Sidecar	Suzuki	TWR	9	16:02.153	1:51.648	1:42.968	75.973	6
19	88	Nicol / Pryde	F1 Sidecar	Suzuki	LCR	8	14:37.072	1 Lap	1:46.858	73.207	2
20	42	Lindsey / Fairhurst	F1 Sidecar	Yamaha	LCR	8	15:14.589	1 Lap	1:50.593	70.735	8
Not classified ()											
	60	Holland / Watson	F1 Sidecar	Suzuki	LCR	4	6:56.644	DNF	1:40.218	78.058	2
	11	Gilbert / Allum	F1 Sidecar	Yamaha	LCR	3	5:06.231	DNF	1:38.555	79.375	3
	74	Bygrave / Charwood	F1 Sidecar	Suzuki	LCR	1	1:45.336	DNF	1:40.768	77.632	1

Announcements

No.62 & 77 - PLEASE CHARGE TRANSPONDER FOR TOMMORROWS RACES

Margin of Victory	Avg. Speed	Best Lap Tm	Best Spd	Best Lap by
13.072	82.780	1:32.425	84.639	1 - Birchall / Birchall

Chief Timekeeper:

Clerk of Course:

Weather & Track :Cloudy / Damp

Results: www.sportstimingservices.com





Thundersport GB - Rounds 10 and 11

Lapchart

Eastern Airways UK F1 Sidecars

Cadwell Park 2.173 Miles

Race 7

07/08/2010 16:07

Race started at 16:07:51

Competitors	Laps									
	0	1	2	3	4	5	6	7	8	9
Birchall / Birchall (1)	1	77	77	77	1	1	1	1	1	1
Reeves / Cluze (77)	77	1	1	1	77	77	77	77	77	77
Schofield / Thomas (15)	3	15	15	72	72	72	72	72	72	72
Lovelock / Lawrence (49)	4	49	72	72	15	15	49	49	49	49
Peach / Richardson (16)	5	16	49	49	49	49	15	15	15	16
Lawrie / Neave (72)	6	72	16	16	16	16	16	16	15	15
Peddar / Steadman (75)	7	75	74	8	8	8	8	8	8	75
Bygrave / Charlwood (74)	8	74	8	4	4	75	75	75	75	8
Pottinger / Pottinger (4)	9	4	4	75	75	4	4	4	4	4
Bell / Hawes (8)	10	8	75	48	48	2	2	2	2	2
Parkinson / Tritton (2)	11	2	48	90	2	48	48	48	48	48
Knapton / Belsey (48)	12	48	90	11	90	90	90	90	90	90
Clarke / Graham (90)	13	90	11	2	11	73	73	73	73	73
Chaplow / Evanson (73)	14	73	2	73	73	69	69	69	69	69
Gilbert / Allum (11)	15	11	73	60	69	44	44	44	44	44
Lambert / Schofield (69)	16	69	60	69	44	170	170	170	170	170
Holland / Watson (60)	17	60	44	44	60	60	22	22	62	62
Body / Barrett (44)	18	44	69	170	170	22	62	62	22	22
Wrinn / Clark (22)	19	22	170	62	62	62	88	88	88	88
Drowne / Swift (170)	20	170	62	22	22	88	42	42	42	42
Sloane / Sloane (62)	21	62	22	88	88	42				
Nicol / Pryde (88)	22	88	88	42	42					
Lindsey / Fairhurst (42)	23	42	42							

Chief Timekeeper:

Clerk of Course:

Weather & Track :Cloudy / Damp

Results: www.sportstimingservices.com

Printed: 07/08/2010 16:27:05





Thundersport GB - Rounds 10 and 11

Eastern Airways UK F1 Sidecars

Cadwell Park 2.173 Miles

Race 7

07/08/2010 16:07

Race started at 16:07:51

Lap	Lap Tm	Diff	Time of Day
(1) Birchall / Birchall			
1	1:38.054	+5.629	16:09:33.027
2	1:33.042	+0.617	16:11:06.069
3	1:33.446	+1.021	16:12:39.515
4	1:32.425		16:14:11.940
5	1:33.439	+1.014	16:15:45.379
6	1:33.797	+1.372	16:17:19.176
7	1:34.723	+2.298	16:18:53.899
8	1:34.802	+2.377	16:20:28.701
9	1:33.652	+1.227	16:22:02.353
(77) Reeves / Cluze			
1	1:36.885	+3.724	16:09:31.879
2	1:33.161		16:11:05.040
3	1:34.252	+1.091	16:12:39.292
4	1:33.575	+0.414	16:14:12.867
5	1:33.266	+0.105	16:15:46.133
6	1:33.577	+0.416	16:17:19.710
7	1:35.856	+2.695	16:18:55.566
8	1:41.465	+8.304	16:20:37.031
9	1:38.394	+5.233	16:22:15.425
(72) Lawrie / Neave			
1	1:40.125	+6.707	16:09:36.243
2	1:35.442	+2.024	16:11:11.685
3	1:35.109	+1.691	16:12:46.794
4	1:33.418		16:14:20.212
5	1:33.870	+0.452	16:15:54.082
6	1:35.151	+1.733	16:17:29.233
7	1:34.682	+1.264	16:19:03.915
8	1:34.192	+0.774	16:20:38.107
9	1:37.642	+4.224	16:22:15.749
(49) Lovelock / Lawrence			
1	1:40.819	+6.156	16:09:36.660
2	1:35.620	+0.957	16:11:12.280
3	1:35.749	+1.086	16:12:48.029
4	1:35.599	+0.936	16:14:23.628
5	1:34.911	+0.248	16:15:58.539
6	1:34.663		16:17:33.202
7	1:35.942	+1.279	16:19:09.144
8	1:34.915	+0.252	16:20:44.059
9	1:37.738	+3.075	16:22:21.797
(16) Peach / Richardson			
1	1:41.090	+5.391	16:09:36.974
2	1:35.960	+0.261	16:11:12.934
3	1:35.806	+0.107	16:12:48.740
4	1:35.699		16:14:24.439
5	1:36.859	+1.160	16:16:01.298
6	1:36.120	+0.421	16:17:37.418
7	1:38.438	+2.739	16:19:15.856
8	1:36.103	+0.404	16:20:51.959
9	1:36.388	+0.689	16:22:28.347
(15) Schofield / Thomas			
1	1:40.311	+4.828	16:09:35.667
2	1:35.483		16:11:11.150
3	1:36.644	+1.161	16:12:47.794
4	1:35.685	+0.202	16:14:23.479

Lap	Lap Tm	Diff	Time of Day
5	1:37.208	+1.725	16:16:00.687
6	1:36.471	+0.988	16:17:37.158
7	1:38.233	+2.750	16:19:15.391
8	1:36.952	+1.469	16:20:52.343
9	1:36.430	+0.947	16:22:28.773
(75) Peddar / Steadman			
1	1:42.557	+6.836	16:09:38.934
2	1:37.764	+2.043	16:11:16.698
3	1:36.865	+1.144	16:12:53.563
4	1:35.926	+0.205	16:14:29.489
5	1:35.721		16:16:05.210
6	1:36.066	+0.345	16:17:41.276
7	1:37.184	+1.463	16:19:18.460
8	1:37.156	+1.435	16:20:55.616
9	1:37.817	+2.096	16:22:33.433
(8) Bell / Hawes			
1	1:40.522	+5.211	16:09:37.505
2	1:37.051	+1.740	16:11:14.556
3	1:35.311		16:12:49.867
4	1:35.895	+0.584	16:14:25.762
5	1:36.644	+1.333	16:16:02.406
6	1:36.850	+1.539	16:17:39.256
7	1:38.326	+3.015	16:19:17.582
8	1:37.662	+2.351	16:20:55.244
9	1:39.391	+4.080	16:22:34.635
(4) Pottinger / Pottinger			
1	1:41.717	+4.932	16:09:38.627
2	1:37.881	+1.096	16:11:16.508
3	1:36.785		16:12:53.293
4	1:37.498	+0.713	16:14:30.791
5	1:37.592	+0.807	16:16:08.383
6	1:37.529	+0.744	16:17:45.912
7	1:38.034	+1.249	16:19:23.946
8	1:38.433	+1.648	16:21:02.379
9	1:37.546	+0.761	16:22:39.925
(2) Parkinson / Tritton			
1	1:43.973	+7.600	16:09:41.116
2	1:38.544	+2.171	16:11:19.660
3	1:37.488	+1.115	16:12:57.148
4	1:36.412	+0.039	16:14:33.560
5	1:36.373		16:16:09.933
6	1:36.442	+0.069	16:17:46.375
7	1:38.015	+1.642	16:19:24.390
8	1:38.292	+1.919	16:21:02.682
9	1:38.149	+1.776	16:22:40.831
(48) Knapton / Belsey			
1	1:41.891	+4.454	16:09:39.573
2	1:39.014	+1.577	16:11:18.587
3	1:38.042	+0.605	16:12:56.629
4	1:37.770	+0.333	16:14:34.399
5	1:37.437		16:16:11.836
6	1:37.613	+0.176	16:17:49.449
7	1:37.829	+0.392	16:19:27.278
8	1:39.030	+1.593	16:21:06.308
9	1:39.222	+1.785	16:22:45.530

Lap	Lap Tm	Diff	Time of Day
(90) Clarke / Graham			
1	1:42.373	+5.243	16:09:40.136
2	1:39.074	+1.944	16:11:19.210
3	1:38.670	+1.540	16:12:57.880
4	1:37.132	+0.002	16:14:35.012
5	1:37.631	+0.501	16:16:12.643
6	1:37.130		16:17:49.773
7	1:37.965	+0.835	16:19:27.738
8	1:38.877	+1.747	16:21:06.615
9	1:39.448	+2.318	16:22:46.063
(73) Chaplow / Evanson			
1	1:43.645	+6.650	16:09:41.500
2	1:38.544	+1.549	16:11:20.044
3	1:38.405	+1.410	16:12:58.449
4	1:38.077	+1.082	16:14:36.526
5	1:37.445	+0.450	16:16:13.971
6	1:37.439	+0.444	16:17:51.410
7	1:36.995		16:19:28.405
8	1:40.809	+3.814	16:21:09.214
9	1:38.011	+1.016	16:22:47.225
(69) Lambert / Schofield			
1	1:45.348	+5.955	16:09:43.615
2	1:39.449	+0.056	16:11:23.064
3	1:39.680	+0.287	16:13:02.744
4	1:39.651	+0.258	16:14:42.395
5	1:39.393		16:16:21.788
6	1:39.606	+0.213	16:18:01.394
7	1:40.917	+1.524	16:19:42.311
8	1:42.444	+3.051	16:21:24.755
9	1:41.997	+2.604	16:23:06.752
(44) Body / Barrett			
1	1:44.695	+4.934	16:09:43.110
2	1:40.860	+1.099	16:11:23.970
3	1:40.648	+0.887	16:13:04.618
4	1:39.809	+0.048	16:14:44.427
5	1:39.761		16:16:24.188
6	1:40.304	+0.543	16:18:04.492
7	1:41.220	+1.459	16:19:45.712
8	1:42.823	+3.062	16:21:28.535
9	1:42.227	+2.466	16:23:10.762
(170) Drowne / Swift			
1	1:45.815	+5.344	16:09:44.599
2	1:41.288	+0.817	16:11:25.887
3	1:40.471		16:13:06.358
4	1:41.825	+1.354	16:14:48.183
5	1:41.848	+1.377	16:16:30.031
6	1:41.999	+1.528	16:18:12.030
7	1:42.508	+2.037	16:19:54.538
8	1:44.355	+3.884	16:21:38.893
9	1:46.080	+5.609	16:23:24.973
(62) Sloane / Sloane			
1	1:47.701	+5.078	16:09:46.618
2	1:43.964	+1.341	16:11:30.582
3	1:43.826	+1.203	16:13:14.408
4	1:44.807	+2.184	16:14:59.215
5	1:43.283	+0.660	16:16:42.498

Chief Timekeeper:

Clerk of Course:

Weather & Track :Cloudy / Damp

Results: www.sportstimingservices.com

Printed: 07/08/2010 16:26:46





Thundersport GB - Rounds 10 and 11

Eastern Airways UK F1 Sidecars

Cadwell Park 2.173 Miles

Race 7

07/08/2010 16:07

Race started at 16:07:51

Lap	Lap Tm	Diff	Time of Day
6	1:42.623		16:18:25.121
7	1:43.297	+0.674	16:20:08.418
8	1:45.348	+2.725	16:21:53.766
9	1:43.773	+1.150	16:23:37.539

(22) Wrinn / Clark

1	1:49.256	+6.288	16:09:48.031
2	1:43.097	+0.129	16:11:31.128
3	1:43.814	+0.846	16:13:14.942
4	1:43.713	+0.745	16:14:58.655
5	1:43.229	+0.261	16:16:41.884
6	1:42.968		16:18:24.852
7	1:43.731	+0.763	16:20:08.583
8	1:45.902	+2.934	16:21:54.485
9	1:59.516	+16.548	16:23:54.001

(88) Nicol / Pryde

1	1:49.915	+3.057	16:09:49.037
2	1:46.858		16:11:35.895
3	1:48.325	+1.467	16:13:24.220
4	1:48.251	+1.393	16:15:12.471
5	1:47.934	+1.076	16:17:00.405
6	1:47.836	+0.978	16:18:48.241
7	1:49.983	+3.125	16:20:38.224
8	1:50.696	+3.838	16:22:28.920

(42) Lindsey / Fairhurst

1	1:54.975	+4.382	16:09:54.325
2	1:53.554	+2.961	16:11:47.879
3	1:54.260	+3.667	16:13:42.139
4	1:54.465	+3.872	16:15:36.604
5	1:53.976	+3.383	16:17:30.580
6	1:52.714	+2.121	16:19:23.294
7	1:52.550	+1.957	16:21:15.844
8	1:50.593		16:23:06.437

(60) Holland / Watson

1	1:43.963	+3.745	16:09:42.305
2	1:40.218		16:11:22.523
3	1:43.161	+2.943	16:13:05.684
4	1:42.808	+2.590	16:14:48.492

(11) Gilbert / Allum

1	1:42.378	+3.823	16:09:40.481
2	1:39.043	+0.488	16:11:19.524
3	1:38.555		16:12:58.079

(74) Bygrave / Charlwood

1	1:40.768		16:09:37.184
---	----------	--	--------------

Lap	Lap Tm	Diff	Time of Day
-----	--------	------	-------------

Lap	Lap Tm	Diff	Time of Day
-----	--------	------	-------------

Chief Timekeeper:

Clerk of Course:

Weather & Track :Cloudy / Damp

Results: www.sportstimingservices.com

Printed: 07/08/2010 16:26:46





Thundersport GB - Rounds 10 and 11

Sorted on Laps

Eastern Airways UK F1 Sidecars

Cadwell Park 2.173 Miles

Race 6

08/08/2010 12:30

Race started at 12:30:32

Pos	No.	Name	Class	Make	Model	Laps	Total Tm	Diff	Best Tm	Best Spd	In Lap
1	72	Lawrie / Neave	F1 Sidecar	Suzuki	LCR	10	15:59.201		1:34.135	83.102	4
2	15	Schofield / Thomas	F1 Sidecar	Suzuki	LCR	10	16:01.677	2.476	1:34.880	82.449	2
3	49	Lovelock / Lawrence	F1 Sidecar	Suzuki	LCR	10	16:02.276	3.075	1:34.419	82.852	6
4	1	Birchall / Birchall	F1 Sidecar	Yamaha	LCR	10	16:02.557	3.356	1:33.034	84.085	2
5	3	James / Howard	F1 Sidecar	Suzuki	LCR	10	16:03.650	4.449	1:34.849	82.476	4
6	74	Bygrave / Charwood	F1 Sidecar	Suzuki	LCR	10	16:05.925	6.724	1:34.897	82.435	5
7	16	Peach / Richardson	F1 Sidecar	Suzuki	LCR	10	16:06.681	7.480	1:35.210	82.164	2
8	77	Reeves / Cluze	F1 Sidecar	Honda	LCR	10	16:10.331	11.130	1:33.038	84.082	3
9	2	Parkinson / Tritton	F1 Sidecar	Suzuki	LCR	10	16:25.491	26.290	1:36.409	81.142	3
10	8	Bell / Hawes	F1 Sidecar	Suzuki	LCR	10	16:26.708	27.507	1:36.005	81.483	3
11	4	Pottinger / Pottinger	F1 Sidecar	Yamaha	Windle	10	16:27.461	28.260	1:36.302	81.232	3
12	90	Clarke / Graham	F1 Sidecar	Suzuki	LCR	10	16:28.030	28.829	1:36.285	81.246	3
13	69	Lambert / Schofield	F1 Sidecar	Suzuki	LCR	10	16:28.454	29.253	1:36.429	81.125	4
14	26	Shand / Lawson	F1 Sidecar	Suzuki	LCR	10	16:41.745	42.544	1:38.109	79.736	3
15	170	Drowne / Swift	F1 Sidecar	Suzuki	LCR	10	17:07.136	1:07.935	1:40.730	77.661	5
16	44	Body / Barrett	F1 Sidecar	Suzuki	LCR	10	17:07.357	1:08.156	1:40.758	77.639	5
17	22	Wrinn / Clark	F1 Sidecar	Suzuki	TWR	10	17:23.365	1:24.164	1:42.355	76.428	10

Not classified ()

62	Sloane / Sloane	F1 Sidecar	Suzuki	LCR	6	10:41.447	DNF	1:42.872	76.044	6
88	Nicol / Pryde	F1 Sidecar	Suzuki	LCR	5	8:57.957	DNF	1:44.999	74.504	5
48	Knapton / Belsey	F1 Sidecar	Suzuki	Baker	4	6:40.382	DNF	1:37.275	80.419	4
73	Chaplow / Evanson	F1 Sidecar	Suzuki	LCR	4	7:09.379	DNF	1:37.247	80.443	3
60	Holland / Watson	F1 Sidecar	Suzuki	LCR	2	3:34.027	DNF	1:42.935	75.997	2
42	Lindsey / Fairhurst	F1 Sidecar	Yamaha	LCR	2	3:49.722	DNF	1:51.652	70.064	2
11	Gilbert / Allum	F1 Sidecar	Yamaha	LCR	1	1:48.104	DNF	1:43.325	75.711	1

Margin of Victory	Avg. Speed	Best Lap Tm	Best Spd	Best Lap by
2.476	81.555	1:33.034	84.085	1 - Birchall / Birchall

Chief Timekeeper:

Clerk of Course:

Weather & Track : Bright / Dry

Results: www.sportstimingservices.com





Thundersport GB - Rounds 10 and 11

Lapchart

Eastern Airways UK F1 Sidecars

Cadwell Park 2.173 Miles

Race 6

08/08/2010 12:30

Race started at 12:30:32

Competitors	Laps											
	0	1	2	3	4	5	6	7	8	9	10	
Reeves / Cluze (77)	1	77	77	1	1	1	1	1	1	1	72	72
Birchall / Birchall (1)	2	1	1	77	77	77	77	77	77	77	15	15
Schofield / Thomas (15)	3	15	15	15	15	15	15	15	15	72	49	49
James / Howard (3)	4	3	72	72	72	72	72	72	72	15	3	1
Lovelock / Lawrence (49)	5	49	3	3	3	3	3	3	3	49	1	3
Peach / Richardson (16)	6	16	16	16	16	49	49	49	49	3	74	74
Lawrie / Neave (72)	7	72	49	49	49	16	16	16	74	74	16	16
Bygrave / Charlwood (74)	8	74	74	74	74	74	74	16	16	77	77	
Pottinger / Pottinger (4)	9	4	8	8	8	8	8	8	8	8	8	2
Bell / Hawes (8)	10	8	4	4	4	4	4	2	2	2	2	8
Parkinson / Tritton (2)	11	2	2	2	2	2	2	4	90	90	90	4
Clarke / Graham (90)	12	90	90	90	90	90	90	4	4	4	4	90
Chaplow / Evanson (73)	13	73	48	48	48	48	69	69	69	69	69	69
Knapton / Belsey (48)	14	48	11	73	73	69	26	26	26	26	26	26
Gilbert / Allum (11)	15	11	73	69	69	26	170	170	170	170	170	170
Lambert / Schofield (69)	16	69	69	26	26	170	44	44	44	44	44	44
Shand / Lawson (26)	17	26	170	170	170	44	22	22	22	22	22	22
Body / Barrett (44)	18	44	26	44	44	22	88	62				
Holland / Watson (60)	19	60	60	60	22	73	62					
Drowne / Swift (170)	20	170	44	22	88	88						
Wrinn / Clark (22)	21	22	22	88	62	62						
Lindsey / Fairhurst (42)	22	42	88	62								
Sloane / Sloane (62)	23	62	42	42								
Nicol / Pryde (88)	24	88	62									

Chief Timekeeper:

Clerk of Course:

Weather & Track : Bright / Dry

Results: www.sportstimingservices.com

Printed: 08/08/2010 12:49:56





Thundersport GB - Rounds 10 and 11

Eastern Airways UK F1 Sidecars

Cadwell Park 2.173 Miles

Race 6

08/08/2010 12:30

Race started at 12:30:32

Lap	Lap Tm	Diff	Time of Day
(72) Lawrie / Neave			
1	1:38.931	+4.796	12:32:14.128
2	1:35.385	+1.250	12:33:49.513
3	1:35.350	+1.215	12:35:24.863
4	1:34.135		12:36:58.998
5	1:35.087	+0.952	12:38:34.085
6	1:35.378	+1.243	12:40:09.463
7	1:35.862	+1.727	12:41:45.325
8	1:34.713	+0.578	12:43:20.038
9	1:35.327	+1.192	12:44:55.365
10	1:35.899	+1.764	12:46:31.264

(15) Schofield / Thomas			
1	1:38.190	+3.310	12:32:12.543
2	1:34.880		12:33:47.423
3	1:35.210	+0.330	12:35:22.633
4	1:35.546	+0.666	12:36:58.179
5	1:35.505	+0.625	12:38:33.684
6	1:35.247	+0.367	12:40:08.931
7	1:36.068	+1.188	12:41:44.999
8	1:36.585	+1.705	12:43:21.584
9	1:36.035	+1.155	12:44:57.619
10	1:36.121	+1.241	12:46:33.740

(49) Lovelock / Lawrence			
1	1:41.496	+7.077	12:32:16.316
2	1:35.044	+0.625	12:33:51.360
3	1:35.561	+1.142	12:35:26.921
4	1:34.783	+0.364	12:37:01.704
5	1:35.204	+0.785	12:38:36.908
6	1:34.419		12:40:11.327
7	1:35.664	+1.245	12:41:46.991
8	1:34.818	+0.399	12:43:21.809
9	1:35.953	+1.534	12:44:57.762
10	1:36.577	+2.158	12:46:34.339

(1) Birchall / Birchall			
1	1:36.931	+3.897	12:32:10.732
2	1:33.034		12:33:43.766
3	1:33.165	+0.131	12:35:16.931
4	1:33.647	+0.613	12:36:50.578
5	1:33.678	+0.644	12:38:24.256
6	1:33.367	+0.333	12:39:57.623
7	1:33.146	+0.112	12:41:30.769
8	1:33.442	+0.408	12:43:04.211
9	1:55.622	+22.588	12:44:59.833
10	1:34.787	+1.753	12:46:34.620

(3) James / Howard			
1	1:40.454	+5.605	12:32:15.028
2	1:35.352	+0.503	12:33:50.380
3	1:35.270	+0.421	12:35:25.650
4	1:34.849		12:37:00.499
5	1:35.255	+0.406	12:38:35.754
6	1:35.354	+0.505	12:40:11.108
7	1:35.809	+0.960	12:41:46.917
8	1:36.060	+1.211	12:43:22.977
9	1:36.154	+1.305	12:44:59.131
10	1:36.582	+1.733	12:46:35.713

(74) Bygrave / Charlwood			
1	1:41.011	+6.114	12:32:16.526
2	1:36.145	+1.248	12:33:52.671
3	1:35.402	+0.505	12:35:28.073
4	1:35.414	+0.517	12:37:03.487
5	1:34.897		12:38:38.384
6	1:35.407	+0.510	12:40:13.791
7	1:35.797	+0.900	12:41:49.588
8	1:35.767	+0.870	12:43:25.355
9	1:36.475	+1.578	12:45:01.830
10	1:36.158	+1.261	12:46:37.988

(16) Peach / Richardson			
1	1:40.269	+5.059	12:32:15.342
2	1:35.210		12:33:50.552
3	1:35.882	+0.672	12:35:26.434
4	1:35.854	+0.644	12:37:02.288
5	1:35.348	+0.138	12:38:37.636
6	1:35.515	+0.305	12:40:13.151
7	1:37.428	+2.218	12:41:50.579
8	1:35.593	+0.383	12:43:26.172
9	1:36.544	+1.334	12:45:02.716
10	1:36.028	+0.818	12:46:38.744

(77) Reeves / Cluze			
1	1:36.465	+3.427	12:32:10.108
2	1:34.210	+1.172	12:33:44.318
3	1:33.038		12:35:17.356
4	1:33.619	+0.581	12:36:50.975
5	1:33.774	+0.736	12:38:24.749
6	1:33.318	+0.280	12:39:58.067
7	1:33.478	+0.440	12:41:31.545
8	1:33.530	+0.492	12:43:05.075
9	2:01.301	+28.263	12:45:06.376
10	1:36.018	+2.980	12:46:42.394

(2) Parkinson / Tritton			
1	1:42.488	+6.079	12:32:18.588
2	1:36.644	+0.235	12:33:55.232
3	1:36.409		12:35:31.641
4	1:36.842	+0.433	12:37:08.483
5	1:36.787	+0.378	12:38:45.270
6	1:38.663	+2.254	12:40:23.933
7	1:39.150	+2.741	12:42:03.083
8	1:38.641	+2.232	12:43:41.724
9	1:38.533	+2.124	12:45:20.257
10	1:37.297	+0.888	12:46:57.554

(8) Bell / Hawes			
1	1:41.741	+5.736	12:32:17.676
2	1:36.732	+0.727	12:33:54.408
3	1:36.005		12:35:30.413
4	1:36.547	+0.542	12:37:06.960
5	1:37.469	+1.464	12:38:44.429
6	1:39.302	+3.297	12:40:23.731
7	1:39.088	+3.083	12:42:02.819
8	1:38.524	+2.519	12:43:41.343
9	1:38.812	+2.807	12:45:20.155
10	1:38.616	+2.611	12:46:58.771

(4) Pottinger / Pottinger

1	1:42.372	+6.070	12:32:18.064
2	1:36.731	+0.429	12:33:54.795
3	1:36.302		12:35:31.097
4	1:37.049	+0.747	12:37:08.146
5	1:36.409	+0.107	12:38:44.555
6	1:39.753	+3.451	12:40:24.308
7	1:39.507	+3.205	12:42:03.815
8	1:38.890	+2.588	12:43:42.705
9	1:38.044	+1.742	12:45:20.749
10	1:38.775	+2.473	12:46:59.524

(90) Clarke / Graham			
1	1:42.551	+6.266	12:32:19.208
2	1:37.430	+1.145	12:33:56.638
3	1:36.285		12:35:32.923
4	1:36.337	+0.052	12:37:09.260
5	1:36.768	+0.483	12:38:46.028
6	1:38.712	+2.427	12:40:24.740
7	1:38.813	+2.528	12:42:03.553
8	1:38.692	+2.407	12:43:42.245
9	1:38.434	+2.149	12:45:20.679
10	1:39.414	+3.129	12:47:00.093

(69) Lambert / Schofield			
1	1:45.437	+9.008	12:32:22.485
2	1:37.335	+0.906	12:33:59.820
3	1:37.216	+0.787	12:35:37.036
4	1:36.429		12:37:13.465
5	1:38.235	+1.806	12:38:51.700
6	1:36.629	+0.200	12:40:28.329
7	1:37.187	+1.358	12:42:05.516
8	1:37.523	+1.094	12:43:43.039
9	1:38.267	+1.838	12:45:21.306
10	1:39.211	+2.782	12:47:00.517

(26) Shand / Lawson			
1	1:45.803	+7.694	12:32:22.912
2	1:40.088	+1.979	12:34:03.000
3	1:38.109		12:35:41.109
4	1:39.021	+0.912	12:37:20.130
5	1:38.179	+0.070	12:38:58.309
6	1:38.414	+0.305	12:40:36.723
7	1:38.228	+0.119	12:42:14.951
8	1:39.062	+0.953	12:43:54.013
9	1:39.065	+0.956	12:45:33.078
10	1:40.730	+2.621	12:47:13.808

(170) Drowne / Swift			
1	1:45.355	+4.625	12:32:22.715
2	1:42.494	+1.764	12:34:05.209
3	1:41.422	+0.692	12:35:46.631
4	1:41.551	+0.821	12:37:28.182
5	1:40.730		12:39:08.912
6	1:41.656	+0.926	12:40:50.568
7	1:41.895	+1.165	12:42:32.463
8	1:42.161	+1.431	12:44:14.624
9	1:42.360	+1.630	12:45:56.984
10	1:42.215	+1.485	12:47:39.199

(44) Body / Barrett			
1	1:46.511	+5.753	12:32:23.735

Chief Timekeeper:

Clerk of Course:

Weather & Track : Bright / Dry

Results: www.sportstimingservices.com

Printed: 08/08/2010 12:49:34





Commercial Tyres



THIRANCE BUT.EL. HOJINAS



CONTRACTORS LTD

Thundersport GB - Rounds 10 and 11

Eastern Airways UK F1 Sidecars

Cadwell Park 2.173 Miles

Race 6

08/08/2010 12:30

Race started at 12:30:32

Lap	Lap Tm	Diff	Time of Day
2	1:42.021	+1.263	12:34:05.756
3	1:41.442	+0.684	12:35:47.198
4	1:41.610	+0.852	12:37:28.808
5	1:40.758		12:39:09.566
6	1:41.443	+0.685	12:40:51.009
7	1:41.952	+1.194	12:42:32.961
8	1:41.961	+1.203	12:44:14.922
9	1:42.809	+2.051	12:45:57.731
10	1:41.689	+0.931	12:47:39.420

(22) Wrinn / Clark

1	1:46.648	+4.293	12:32:24.427
2	1:42.949	+0.594	12:34:07.376
3	1:42.861	+0.506	12:35:50.237
4	1:42.561	+0.206	12:37:32.798
5	1:43.556	+1.201	12:39:16.354
6	1:42.944	+0.589	12:40:59.298
7	1:44.630	+2.275	12:42:43.928
8	1:45.029	+2.674	12:44:28.957
9	1:44.116	+1.761	12:46:13.073
10	1:42.355		12:47:55.428

(62) Sloane / Sloane

1	1:52.073	+9.201	12:32:30.240
2	1:45.174	+2.302	12:34:15.414
3	1:45.200	+2.328	12:36:00.614
4	1:44.896	+2.024	12:37:45.510
5	1:45.128	+2.256	12:39:30.638
6	1:42.872		12:41:13.510

(88) Nicol / Pryde

1	1:48.912	+3.913	12:32:27.224
2	1:47.320	+2.321	12:34:14.544
3	1:45.291	+0.292	12:35:59.835
4	1:45.186	+0.187	12:37:45.021
5	1:44.999		12:39:30.020

(48) Knapton / Belsey

1	1:43.018	+5.743	12:32:19.722
2	1:37.916	+0.641	12:33:57.638
3	1:37.532	+0.257	12:35:35.170
4	1:37.275		12:37:12.445

(73) Chaplow / Evanson

1	1:43.721	+6.474	12:32:20.393
2	1:38.038	+0.791	12:33:58.431
3	1:37.247		12:35:35.678
4	2:05.764	+28.517	12:37:41.442

(60) Holland / Watson

1	1:45.801	+2.866	12:32:23.155
2	1:42.935		12:34:06.090

(42) Lindsey / Fairhurst

1	1:52.121	+0.469	12:32:30.133
2	1:51.652		12:34:21.785

(11) Gilbert / Allum

1	1:43.325		12:32:20.167
---	----------	--	--------------

Lap	Lap Tm	Diff	Time of Day
-----	--------	------	-------------

Lap	Lap Tm	Diff	Time of Day
-----	--------	------	-------------

Chief Timekeeper:

Clerk of Course:

Weather & Track : Bright / Dry

Results: www.sportstimingservices.com

Printed: 08/08/2010 12:49:34





Commercial Tyres



T1 FRANCE BUTLER HOLDINGS



CONTRACTORS LTD

Thundersport GB - Rounds 10 and 11

Sorted on Laps

Eastern Airways UK F1 Sidecars

Cadwell Park 2.173 Miles

Race 14

08/08/2010 16:15

Race started at 16:48:13

Pos	No.	Name	Class	Make	Model	Laps	Total Tm	Diff	Best Tm	Best Spd	In Lap
1	1	Birchall / Birchall	F1 Sidecar	Yamaha	LCR	8	12:39.171		1:32.852	84.250	2
2	49	Lovelock / Lawrence	F1 Sidecar	Suzuki	LCR	8	12:43.317	4.146	1:33.932	83.282	2
3	3	James / Howard	F1 Sidecar	Suzuki	LCR	8	12:44.093	4.922	1:34.139	83.098	2
4	16	Peach / Richardson	F1 Sidecar	Suzuki	LCR	8	12:53.666	14.495	1:34.834	82.489	2
5	8	Bell / Hawes	F1 Sidecar	Suzuki	LCR	8	13:01.662	22.491	1:35.768	81.685	3
6	2	Parkinson / Tritton	F1 Sidecar	Suzuki	LCR	8	13:01.898	22.727	1:36.202	81.316	3
7	15	Schofield / Thomas	F1 Sidecar	Suzuki	LCR	8	13:02.730	23.559	1:34.985	82.358	2
8	48	Knapton / Belsey	F1 Sidecar	Suzuki	Baker	8	13:04.215	25.044	1:36.401	81.149	4
9	90	Clarke / Graham	F1 Sidecar	Suzuki	LCR	8	13:08.015	28.844	1:36.509	81.058	5
10	4	Pottinger / Pottinger	F1 Sidecar	Yamaha	Windle	8	13:08.189	29.018	1:36.500	81.065	5
11	73	Chaplow / Evanson	F1 Sidecar	Suzuki	LCR	8	13:10.979	31.808	1:36.448	81.109	5
12	74	Bygrave / Charwood	F1 Sidecar	Suzuki	LCR	8	13:11.203	32.032	1:34.720	82.589	2
13	72	Lawrie / Neave	F1 Sidecar	Suzuki	LCR	8	13:12.864	33.693	1:34.115	83.120	2
14	26	Shand / Lawson	F1 Sidecar	Suzuki	LCR	8	13:16.431	37.260	1:36.961	80.680	4
15	60	Holland / Watson	F1 Sidecar	Suzuki	LCR	8	13:26.277	47.106	1:39.019	79.003	4
16	170	Drowne / Swift	F1 Sidecar	Suzuki	LCR	8	13:28.934	49.763	1:38.813	79.168	2
17	44	Body / Barrett	F1 Sidecar	Suzuki	LCR	8	13:30.055	50.884	1:38.554	79.376	2
18	22	Wrinn / Clark	F1 Sidecar	Suzuki	TWR	8	13:52.654	1:13.483	1:40.756	77.641	2
19	88	Nicol / Pryde	F1 Sidecar	Suzuki	LCR	8	14:01.343	1:22.172	1:43.392	75.662	4
20	42	Lindsey / Fairhurst	F1 Sidecar	Yamaha	LCR	7	13:12.926	1 Lap	1:51.570	70.116	2
Not classified ()											
	77	Reeves / Cluze	F1 Sidecar	Honda	LCR	7	10:55.896	DNF	1:31.947	85.079	2
	75	Peddar / Steadman	F1 Sidecar	Suzuki	LCR		26.291	DNF		-	0

Margin of Victory	Avg. Speed	Best Lap Tm	Best Spd	Best Lap by
4.146	82.435	1:31.947	85.079	77 - Reeves / Cluze

Chief Timekeeper:

Clerk of Course:

Weather & Track : Cloudy / Dry

Results: www.sportstimeservices.com



Printed: 08/08/2010 17:02:26



Thundersport GB - Rounds 10 and 11

Lapchart

Eastern Airways UK F1 Sidecars

Cadwell Park 2.173 Miles

Race 14

08/08/2010 16:15

Race started at 16:48:13

Competitors	Laps									
	0	1	2	3	4	5	6	7	8	
Reeves / Cluze (77)	1	77	77	77	77	77	77	77	77	1
Birchall / Birchall (1)	2	1	15	1	1	1	1	1	1	49
Schofield / Thomas (15)	3	15	1	15	15	49	49	49	49	3
James / Howard (3)	4	3	49	49	49	3	3	3	3	16
Lovelock / Lawrence (49)	5	49	72	72	72	15	72	16	16	8
Peach / Richardson (16)	6	16	3	3	3	72	15	8	8	2
Lawrie / Neave (72)	7	72	74	74	74	74	74	2	2	15
Bygrave / Charlwood (74)	8	74	16	16	16	16	16	48	48	48
Bell / Hawes (8)	9	8	8	8	8	8	8	90	15	90
Pottinger / Pottinger (4)	10	4	2	2	2	2	2	15	90	4
Parkinson / Tritton (2)	11	2	48	48	48	48	48	72	4	73
Knapton / Belsey (48)	12	48	90	90	90	90	90	4	72	74
Clarke / Graham (90)	13	90	4	4	4	4	4	73	73	72
Shand / Lawson (26)	14	26	73	73	73	73	73	74	74	26
Body / Barrett (44)	15	44	26	26	26	26	26	26	26	60
Chaplow / Evanson (73)	16	73	44	44	44	44	44	44	44	170
Holland / Watson (60)	17	60	170	170	170	170	170	170	60	44
Drowne / Swift (170)	18	170	60	60	60	60	60	60	170	22
Wynn / Clark (22)	19	22	88	22	22	22	22	22	22	88
Nicol / Pryde (88)	20	88	22	88	88	88	88	88	88	88
Lindsey / Fairhurst (42)	21	42	42	42	42	42	42	42	42	42
Peddar / Steadman (75)	22	75								

Chief Timekeeper:

Clerk of Course:

Weather & Track : Cloudy / Dry

Results: www.sportstimingservices.com

Printed: 08/08/2010 17:05:35





Thundersport GB - Rounds 10 and 11

Eastern Airways UK F1 Sidecars

Cadwell Park 2.173 Miles

Race 14

08/08/2010 16:15

Race started at 16:48:13

Lap	Lap Tm	Diff	Time of Day
(1) Birchall / Birchall			
1	1:37.944	+5.092	16:49:53.312
2	1:32.852		16:51:26.164
3	1:33.825	+0.973	16:52:59.989
4	1:34.326	+1.474	16:54:34.315
5	1:34.465	+1.613	16:56:08.780
6	1:34.325	+1.473	16:57:43.105
7	1:34.474	+1.622	16:59:17.579
8	1:35.357	+2.505	17:00:52.936

Lap	Lap Tm	Diff	Time of Day
(49) Lovelock / Lawrence			
1	1:38.370	+4.438	16:49:54.621
2	1:33.932		16:51:28.553
3	1:34.720	+0.788	16:53:03.273
4	1:34.338	+0.406	16:54:37.611
5	1:34.303	+0.371	16:56:11.914
6	1:34.848	+0.916	16:57:46.762
7	1:35.009	+1.077	16:59:21.771
8	1:35.311	+1.379	17:00:57.082

Lap	Lap Tm	Diff	Time of Day
(3) James / Howard			
1	1:39.332	+5.193	16:49:55.274
2	1:34.139		16:51:29.413
3	1:34.602	+0.463	16:53:04.015
4	1:34.476	+0.337	16:54:38.491
5	1:34.267	+0.128	16:56:12.758
6	1:34.986	+0.847	16:57:47.744
7	1:34.700	+0.561	16:59:22.444
8	1:35.414	+1.275	17:00:57.858

Lap	Lap Tm	Diff	Time of Day
(16) Peach / Richardson			
1	1:40.273	+5.439	16:49:56.564
2	1:34.834		16:51:31.398
3	1:35.713	+0.879	16:53:07.111
4	1:35.282	+0.448	16:54:42.393
5	1:35.960	+1.126	16:56:18.353
6	1:36.016	+1.182	16:57:54.369
7	1:36.675	+1.841	16:59:31.044
8	1:36.387	+1.553	17:01:07.431

Lap	Lap Tm	Diff	Time of Day
(8) Bell / Hawes			
1	1:39.871	+4.103	16:49:57.121
2	1:36.577	+0.809	16:51:33.698
3	1:35.768		16:53:09.466
4	1:36.669	+0.901	16:54:46.135
5	1:37.177	+1.409	16:56:23.312
6	1:37.911	+2.143	16:58:01.223
7	1:36.937	+1.169	16:59:38.160
8	1:37.267	+1.499	17:01:15.427

Lap	Lap Tm	Diff	Time of Day
(2) Parkinson / Tritton			
1	1:39.993	+3.791	16:49:57.590
2	1:36.842	+0.640	16:51:34.432
3	1:36.202		16:53:10.634
4	1:36.237	+0.035	16:54:46.871
5	1:36.806	+0.604	16:56:23.677
6	1:37.938	+1.736	16:58:01.615
7	1:36.988	+0.786	16:59:38.603
8	1:37.060	+0.858	17:01:15.663

Lap	Lap Tm	Diff	Time of Day
(15) Schofield / Thomas			
1	1:37.233	+2.248	16:49:52.964
2	1:34.985		16:51:27.949
3	1:35.223	+0.238	16:53:03.172
4	1:36.568	+1.583	16:54:39.740
5	1:37.653	+2.668	16:56:17.393
6	1:46.999	+12.014	16:58:04.392
7	1:36.128	+1.143	16:59:40.520
8	1:35.975	+0.990	17:01:16.495

Lap	Lap Tm	Diff	Time of Day
(48) Knapton / Belsey			
1	1:40.871	+4.470	16:49:58.579
2	1:36.505	+0.104	16:51:35.084
3	1:36.691	+0.290	16:53:11.775
4	1:36.401		16:54:48.176
5	1:36.764	+0.363	16:56:24.940
6	1:38.023	+1.622	16:58:02.963
7	1:37.143	+0.742	16:59:40.106
8	1:37.874	+1.473	17:01:17.980

Lap	Lap Tm	Diff	Time of Day
(90) Clarke / Graham			
1	1:41.230	+4.721	16:49:59.079
2	1:36.530	+0.021	16:51:35.609
3	1:37.104	+0.595	16:53:12.713
4	1:36.577	+0.068	16:54:49.290
5	1:36.509		16:56:25.799
6	1:37.843	+1.334	16:58:03.642
7	1:38.976	+2.467	16:59:42.618
8	1:39.162	+2.653	17:01:21.780

Lap	Lap Tm	Diff	Time of Day
(4) Pottinger / Pottinger			
1	1:42.071	+5.571	16:49:59.426
2	1:37.818	+1.318	16:51:37.244
3	1:36.739	+0.239	16:53:13.983
4	1:36.715	+0.215	16:54:50.698
5	1:36.500		16:56:27.198
6	1:38.988	+2.488	16:58:06.186
7	1:36.656	+0.156	16:59:42.842
8	1:39.112	+2.612	17:01:21.954

Lap	Lap Tm	Diff	Time of Day
(73) Chaplow / Evanson			
1	1:41.253	+4.805	16:49:59.737
2	1:37.971	+1.523	16:51:37.708
3	1:37.310	+0.862	16:53:15.018
4	1:37.001	+0.553	16:54:52.019
5	1:36.448		16:56:28.467
6	1:38.412	+1.964	16:58:06.879
7	1:37.097	+0.649	16:59:43.976
8	1:40.768	+4.320	17:01:24.744

Lap	Lap Tm	Diff	Time of Day
(74) Bygrave / Charlwood			
1	1:39.068	+4.348	16:49:55.957
2	1:34.720		16:51:30.677
3	1:34.860	+0.140	16:53:05.537
4	1:35.256	+0.536	16:54:40.793
5	1:36.884	+2.164	16:56:17.677
6	1:49.580	+14.860	16:58:07.257
7	1:36.819	+2.099	16:59:44.076
8	1:40.892	+6.172	17:01:24.968

(72) Lawrie / Neave			
----------------------------	--	--	--

Lap	Lap Tm	Diff	Time of Day
(26) Shand / Lawson			
1	1:38.404	+4.289	16:49:54.961
2	1:34.115		16:51:29.076
3	1:34.537	+0.422	16:53:03.613
4	1:36.720	+2.605	16:54:40.333
5	1:36.714	+2.599	16:56:17.047
6	1:47.814	+13.699	16:58:04.861
7	1:38.997	+4.882	16:59:43.858
8	1:42.771	+8.656	17:01:26.629

Lap	Lap Tm	Diff	Time of Day
(60) Holland / Watson			
1	1:42.648	+5.687	16:50:00.699
2	1:37.638	+0.677	16:51:38.337
3	1:37.249	+0.288	16:53:15.586
4	1:36.961		16:54:52.547
5	1:40.198	+3.237	16:56:32.745
6	1:39.609	+2.648	16:58:12.354
7	1:37.873	+0.912	16:59:50.227
8	1:39.969	+3.008	17:01:30.196

Lap	Lap Tm	Diff	Time of Day
(170) Drowne / Swift			
1	1:44.941	+5.922	16:50:03.526
2	1:39.150	+0.131	16:51:42.676
3	1:39.507	+0.488	16:53:22.183
4	1:39.019		16:55:01.202
5	1:39.502	+0.483	16:56:40.704
6	1:39.907	+0.888	16:58:20.611
7	1:39.410	+0.391	17:00:00.021
8	1:40.021	+1.002	17:01:40.042

Lap	Lap Tm	Diff	Time of Day
(44) Body / Barrett			
1	1:44.478	+5.665	16:50:03.145
2	1:38.813		16:51:41.958
3	1:39.636	+0.823	16:53:21.594
4	1:38.862	+0.049	16:55:00.456
5	1:39.854	+1.041	16:56:40.310
6	1:39.943	+1.130	16:58:20.253
7	1:41.214	+2.401	17:00:01.467
8	1:41.232	+2.419	17:01:42.699

Lap	Lap Tm	Diff	Time of Day
(22) Wrinn / Clark			
1	1:43.141	+4.587	16:50:01.382
2	1:38.554		16:51:39.936
3	1:38.830	+0.276	16:53:18.766
4	1:39.684	+1.130	16:54:58.450
5	1:40.120	+1.566	16:56:38.570
6	1:40.514	+1.960	16:58:19.084
7	1:40.630	+2.076	16:59:59.714
8	1:44.106	+5.552	17:01:43.820

Lap	Lap Tm	Diff	Time of Day
(88) Nicol / Pryde			
1	1:46.468	+5.712	16:50:05.259
2	1:40.756		16:51:46.015
3	1:41.963	+1.207	16:53:27.978
4	1:43.296	+2.540	16:55:11.274
5	1:42.719	+1.963	16:56:53.993
6	1:43.499	+2.743	16:58:37.492
7	1:44.420	+3.664	17:00:21.912
8	1:44.507	+3.751	17:02:06.419

Chief Timekeeper:

Clerk of Course:

Weather & Track : Cloudy / Dry

Results: www.sportstimingservices.com

Printed: 08/08/2010 17:05:03





Commercial Tyres



TIRANCE BUT. EL. HOIDANIS



Thundersport GB - Rounds 10 and 11

Eastern Airways UK F1 Sidecars

Cadwell Park 2.173 Miles

Race 14

08/08/2010 16:15

Race started at 16:48:13

Lap	Lap Tm	Diff	Time of Day
2	1:43.435	+0.043	16:51:48.003
3	1:44.255	+0.863	16:53:32.258
4	1:43.392		16:55:15.650
5	1:44.168	+0.776	16:56:59.818
6	1:44.071	+0.679	16:58:43.889
7	1:44.962	+1.570	17:00:28.851
8	1:46.257	+2.865	17:02:15.108

(42) Lindsey / Fairhurst

1	1:52.239	+0.669	16:50:11.283
2	1:51.570		16:52:02.853
3	1:54.674	+3.104	16:53:57.527
4	1:52.419	+0.849	16:55:49.946
5	1:52.872	+1.302	16:57:42.818
6	1:51.873	+0.303	16:59:34.691
7	1:52.000	+0.430	17:01:26.691

(77) Reeves / Cluze

1	1:35.217	+3.270	16:49:50.539
2	1:31.947		16:51:22.486
3	1:32.336	+0.389	16:52:54.822
4	1:32.686	+0.739	16:54:27.508
5	1:33.182	+1.235	16:56:00.690
6	1:34.278	+2.331	16:57:34.968
7	1:34.693	+2.746	16:59:09.661

Lap	Lap Tm	Diff	Time of Day
-----	--------	------	-------------

Lap	Lap Tm	Diff	Time of Day
-----	--------	------	-------------

Chief Timekeeper:

Clerk of Course:

Weather & Track : Cloudy / Dry

Results: www.sportstimingservices.com

Printed: 08/08/2010 17:05:03





Thundersport GB - Rounds 10 and 11

Sorted on Best Lap time

LMB Streetfighters

Cadwell Park 2.173 Miles

Qualifying

07/08/2010 10:41

Practice started at 10:41:55

Pos	No.	Name	Class	Make	Model	Best Tm	In Lap	Diff	2nd Best	2nd Lap
1	34	Chris Matthews	Streetfighter A	Suzuki	750 A	1:36.367	12		1:37.142	4
2	95	Jamie Wilkins	Streetfighter A	Suzuki	750 A	1:36.554	5	0.187	1:37.271	4
3	10	Andrew Plaskitt	Streetfighter A	Suzuki	750 A	1:36.837	3	0.470	1:37.221	6
4	40	Keith Smith	Streetfighter A	Aprilia	1000 A	1:37.601	5	1.234	1:37.735	12
5	22	Mark Andrew	Streetfighter A	Suzuki	750 A	1:38.212	6	1.845	1:38.472	2
6	30	Barry Utting	Streetfighter B	Honda	600 B	1:39.475	8	3.108	1:39.997	12
7	44	Michael Riddle	Streetfighter A	Kawasaki	636 A	1:40.542	8	4.175	1:40.952	4
8	4	Stuart Martin	Streetfighter B	Honda	600 B	1:41.329	9	4.962	1:41.610	7
9	21	Martin Stanier	Streetfighter B	Honda	600 B	1:42.743	4	6.376	1:43.287	7
10	12	Lee Hardy	Streetfighter A	Aprilia	1000 A	1:43.164	4	6.797	1:43.825	3
11	17	Robert Norman	Streetfighter B	Honda	600 B	1:43.213	10	6.846	1:43.463	7
12	35	Tony Hughes	Streetfighter C	KTM	660 C	1:43.350	5	6.983	1:43.558	9
13	135	Chris Harrison	Streetfighter C	Aprilia	450 C	1:43.817	7	7.450	1:43.971	11
14	77	Nigel Davis	Streetfighter B	Yamaha	600 B	1:43.883	8	7.516	1:45.160	9
15	52	Sean Goldsmith	Streetfighter C	KTM	690 C	1:44.265	4	7.898	1:44.660	7
16	48	Richard Harrison	Streetfighter B	Honda	600 B	1:45.513	4	9.146	1:45.669	10
17	14	Brad Davey	Streetfighter C	Aprilia	450 C	1:46.285	11	9.918	1:47.327	10
18	6	Garry Coombes	Streetfighter C	Aprilia	550 C	1:46.465	11	10.098	1:47.052	9
19	7	Duncan MacMillan	Streetfighter C	KTM	690 C	1:46.654	10	10.287	1:46.800	11
20	5	Mick Everitt	Streetfighter C	KTM	660 C	1:46.803	11	10.436	1:47.386	10
21	115	Keith Warren	Streetfighter C	Kawasaki	476 C	1:48.187	7	11.820	1:48.852	5
22	32	Ady Wilkinson	Streetfighter B	Suzuki	650 B	1:49.100	11	12.733	1:49.246	9
23	43	Carl Spencer	Streetfighter B	Honda	600 B	1:49.216	7	12.849	1:49.399	9
24	111	Richard Seago	Streetfighter C	KTM	660 C	1:49.739	7	13.372	1:50.718	6
25	11	Trevor Fyfe	Streetfighter B	Honda	600 B	1:50.056	9	13.689	1:50.138	10
26	177	Gary Paul	Streetfighter C	Honda	500 C	1:51.672	7	15.305	1:52.321	8
27	42	Kevin Spence	Streetfighter C	Husaberg	650 C	1:52.436	7	16.069	1:53.592	5
28	8	Mark Lumb	Streetfighter B	Ducati	900 B	2:05.961	6	29.594	2:06.640	9
29	2	Colin Dunstan	Streetfighter B	Honda	600 B	2:13.688	1	37.321		0

Announcements

No.5 - PLEASE PUT TRANSPONDER ON FOR RACES

No.34 - Laptime deleted on lap 10 - Cutting Chicane

Chief Timekeeper:

Clerk of Course:

Weather & Track: Cloudy / Dry

Results: www.sportstimingservices.com





Thundersport GB - Rounds 10 and 11

LMB Streetfighters

Cadwell Park 2.173 Miles

Starting Grid - Saturday & Sunday

Race



POLE POSITION

3 10	2 95	1 34	1
6 30	5 22	4 40	2
9 21	8 4	7 44	3
12 35	11 17	10 12	4
15 52	14 77	13 135	5
18 6	17 14	16 48	6
21 115	20 5	19 7	7
24 111	23 43	22 32	8
27 42	26 177	25 11	9
	29 2	28 8	10

Chief Timekeeper:

Clerk of Course:

Weather & Track: Cloudy / Dry

Results: www.sportstimingservices.com

Printed: 07/08/2010 11:05:14





Thundersport GB - Rounds 10 and 11

Sorted on Laps

LMB Streetfighters

Cadwell Park 2.173 Miles

Race 3

07/08/2010 13:58

Race started at 13:58:28

Pos	No.	Name	Class	Make	Model	Laps	Total Tm	Diff	Best Tm	Best Spd	In Lap
1	34	Chris Matthews	Streetfighter A	Suzuki	750 A	8	13:01.617		1:36.037	81.456	7
2	40	Keith Smith	Streetfighter A	Aprilia	1000 A	8	13:06.977	5.360	1:37.273	80.421	2
3	95	Jamie Wilkins	Streetfighter A	Suzuki	750 A	8	13:11.141	9.524	1:36.068	81.430	2
4	22	Mark Andrew	Streetfighter A	Suzuki	750 A	8	13:20.076	18.459	1:38.339	79.549	2
5	30	Barry Utting	Streetfighter B	Honda	600 B	8	13:33.116	31.499	1:39.814	78.374	2
6	4	Stuart Martin	Streetfighter B	Honda	600 B	8	13:39.684	38.067	1:41.055	77.411	6
7	44	Michael Riddle	Streetfighter A	Kawasaki	636 A	8	13:46.234	44.617	1:40.696	77.687	2
8	35	Tony Hughes	Streetfighter C	KTM	660 C	8	13:48.985	47.368	1:42.273	76.489	2
9	21	Martin Stanier	Streetfighter B	Honda	600 B	8	13:49.118	47.501	1:42.330	76.447	2
10	17	Robert Norman	Streetfighter B	Honda	600 B	8	13:59.050	57.433	1:43.533	75.559	2
11	135	Chris Harrison	Streetfighter C	Aprilia	450 C	8	14:04.413	1:02.796	1:44.074	75.166	3
12	52	Sean Goldsmith	Streetfighter C	KTM	690 C	8	14:04.458	1:02.841	1:44.398	74.932	2
13	48	Richard Harrison	Streetfighter B	Honda	600 B	8	14:10.151	1:08.534	1:44.601	74.787	2
14	77	Nigel Davis	Streetfighter B	Yamaha	600 B	8	14:17.598	1:15.981	1:45.221	74.346	4
15	5	Mick Everitt	Streetfighter C	KTM	660 C	8	14:18.203	1:16.586	1:44.373	74.950	2
16	6	Garry Coombes	Streetfighter C	Aprilia	550 C	8	14:18.495	1:16.878	1:45.147	74.399	7
17	14	Brad Davey	Streetfighter C	Aprilia	450 C	8	14:23.590	1:21.973	1:46.364	73.547	2
18	7	Duncan MacMillan	Streetfighter C	KTM	690 C	8	14:23.685	1:22.068	1:45.556	74.110	5
19	115	Keith Warren	Streetfighter C	Kawasaki	476 C	8	14:24.757	1:23.140	1:46.081	73.744	2
20	43	Carl Spencer	Streetfighter B	Honda	600 B	8	14:38.891	1:37.274	1:48.269	72.253	6
21	2	Colin Dunstan	Streetfighter B	Honda	600 B	8	14:40.625	1:39.008	1:47.717	72.624	5
22	177	Gary Paul	Streetfighter C	Honda	500 C	7	13:11.930	1 Lap	1:51.122	70.398	2
23	11	Trevor Fyfe	Streetfighter B	Honda	600 B	7	13:17.003	1 Lap	1:51.532	70.140	6
24	111	Richard Seago	Streetfighter C	KTM	660 C	7	13:17.614	1 Lap	1:48.760	71.927	2
25	106	Joe Barton	Streetfighter C	Kawasaki	500	7	13:45.583	1 Lap	1:53.970	68.639	6
26	8	Mark Lumb	Streetfighter B	Ducati	900 B	7	14:42.011	1 Lap	2:03.373	63.408	7

Not classified ()

80	Paul Daley	Streetfighter C	Honda	500	5	9:42.367	DNF	1:53.465	68.945	2
42	Kevin Spence	Streetfighter C	Husaberg	650 C	4	7:35.505	DNF	1:51.227	70.332	2
10	Andrew Plaskitt	Streetfighter A	Suzuki	750 A	2	1.778	DNF	-	-	0
12	Lee Hardy	Streetfighter A	Aprilia	1000 A			DNF	-	-	0
32	Ady Wilkinson	Streetfighter B	Suzuki	650 B			DNF	-	-	0

Announcements

No.95 - 10 Second Penalty added - YELLOW FLAG INFRINGEMENT

Margin of Victory	Avg. Speed	Best Lap Tm	Best Spd	Best Lap by
5.360	80.068	1:36.037	81.456	34 - Chris Matthews

Chief Timekeeper:

Clerk of Course:

Weather & Track : Cloudy / Dry

Results: www.sportstiming.com





Thundersport GB - Rounds 10 and 11

Lapchart

LMB Streetfighters

Cadwell Park 2.173 Miles

Race 3

07/08/2010 13:58

Race started at 13:58:28

Competitors	Laps								
	0	1	2	3	4	5	6	7	
Chris Matthews (34)	1	34	111	111	111	111	111	95	95
Jamie Wilkins (95)	2	95	8	8	8	95	95	34	34
Andrew Plaskitt (10)	3	10	95	95	95	34	34	111	40
Keith Smith (40)	4	40	34	34	34	40	40	40	111
Mark Andrew (22)	5	22	40	40	40	22	22	22	22
Barry Utting (30)	6	30	22	22	22	30	30	30	30
Stuart Martin (4)	7	4	30	30	30	8	4	4	4
Michael Riddle (44)	8	44	44	44	44	44	44	44	44
Martin Stanier (21)	9	21	4	4	4	4	21	21	35
Tony Hughes (35)	10	35	21	21	35	35	35	35	21
Robert Norman (17)	11	17	35	35	21	21	17	17	17
Chris Harrison (135)	12	135	17	17	17	17	8	135	135
Sean Goldsmith (52)	13	52	52	52	135	135	135	52	52
Nigel Davis (77)	14	77	135	135	52	52	52	48	48
Brad Davey (14)	15	14	77	48	48	48	48	77	77
Garry Coombes (6)	16	6	48	77	77	77	77	6	6
Richard Harrison (48)	17	48	6	6	6	6	6	14	14
Duncan MacMillan (7)	18	7	14	14	115	115	115	115	7
Keith Warren (115)	19	115	115	115	14	14	14	7	115
Carl Spencer (43)	20	43	7	7	7	7	7	8	43
Kevin Spence (42)	21	42	43	43	43	43	43	43	2
Gary Paul (177)	22	177	2	2	2	2	2	2	8
Trevor Fyfe (11)	23	11	42	42	177	177	177	177	
Richard Seago (111)	24	111	177	177	42	11	11	11	
Mark Lumb (8)	25	8	11	11	11	80	106	106	
Colin Dunstan (2)	26	2	80	80	80	106	5	5	
Paul Daley (80)	27	80	106	106	106	5			
Joe Barton (106)	28	106	5	5	5				
Mick Everitt (5)	29	5							
-	30								
-	31								

Chief Timekeeper:

Clerk of Course:

Weather & Track : Cloudy / Dry

Results: www.sportstimingservices.com

Printed: 07/08/2010 14:18:50





Thundersport GB - Rounds 10 and 11

LMB Streetfighters

Cadwell Park 2.173 Miles

Race 3

07/08/2010 13:58

Race started at 13:58:28

Lap	Lap Tm	Diff	Time of Day
(34) Chris Matthews			
1	3:19.882	+1:43.845	14:01:49.716
2	1:36.835	+0.798	14:03:26.551
3	1:36.642	+0.605	14:05:03.193
4	1:36.450	+0.413	14:06:39.643
5	1:37.669	+1.632	14:08:17.312
6	1:36.843	+0.806	14:09:54.155
7	1:36.037		14:11:30.192

Lap	Lap Tm	Diff	Time of Day
(40) Keith Smith			
1	3:19.388	+1:42.115	14:01:49.998
2	1:37.273		14:03:27.271
3	1:37.509	+0.236	14:05:04.780
4	1:37.645	+0.372	14:06:42.425
5	1:37.906	+0.633	14:08:20.331
6	1:37.676	+0.403	14:09:58.007
7	1:37.545	+0.272	14:11:35.552

Lap	Lap Tm	Diff	Time of Day
(95) Jamie Wilkins			
1	3:18.882	+1:42.814	14:01:48.844
2	1:36.068		14:03:24.912
3	1:36.400	+0.332	14:05:01.312
4	1:36.735	+0.667	14:06:38.047
5	1:38.255	+2.187	14:08:16.302
6	1:37.061	+0.993	14:09:53.363
7	1:36.353	+0.285	14:11:29.716

Lap	Lap Tm	Diff	Time of Day
(22) Mark Andrew			
1	3:20.733	+1:42.394	14:01:51.379
2	1:38.339		14:03:29.718
3	1:38.887	+0.548	14:05:08.605
4	1:39.642	+1.303	14:06:48.247
5	1:40.037	+1.698	14:08:28.284
6	1:40.313	+1.974	14:10:08.597
7	1:40.054	+1.715	14:11:48.651

Lap	Lap Tm	Diff	Time of Day
(30) Barry Utting			
1	3:23.191	+1:43.377	14:01:53.916
2	1:39.814		14:03:33.730
3	1:40.378	+0.564	14:05:14.108
4	1:42.020	+2.206	14:06:56.128
5	1:42.506	+2.692	14:08:38.634
6	1:41.642	+1.828	14:10:20.276
7	1:41.415	+1.601	14:12:01.691

Lap	Lap Tm	Diff	Time of Day
(4) Stuart Martin			
1	3:26.775	+1:45.720	14:01:57.823
2	1:41.240	+0.185	14:03:39.063
3	1:42.038	+0.983	14:05:21.101
4	1:41.356	+0.301	14:07:02.457
5	1:42.784	+1.729	14:08:45.241
6	1:41.055		14:10:26.296
7	1:41.963	+0.908	14:12:08.259

Lap	Lap Tm	Diff	Time of Day
(44) Michael Riddle			
1	3:25.774	+1:45.078	14:01:56.938
2	1:40.696		14:03:37.634
3	1:42.016	+1.320	14:05:19.650
4	1:41.858	+1.162	14:07:01.508
5	1:43.890	+3.194	14:08:45.398

Lap	Lap Tm	Diff	Time of Day
6	1:44.803	+4.107	14:10:30.201
7	1:44.608	+3.912	14:12:14.809

Lap	Lap Tm	Diff	Time of Day
(35) Tony Hughes			
1	3:27.836	+1:45.563	14:01:59.345
2	1:42.273		14:03:41.618
3	1:42.648	+0.375	14:05:24.266
4	1:42.824	+0.551	14:07:07.090
5	1:44.048	+1.775	14:08:51.138
6	1:43.185	+0.912	14:10:34.323
7	1:43.237	+0.964	14:12:17.560

Lap	Lap Tm	Diff	Time of Day
(21) Martin Stanier			
1	3:27.636	+1:45.306	14:01:59.009
2	1:42.330		14:03:41.339
3	1:43.623	+1.293	14:05:24.962
4	1:42.825	+0.495	14:07:07.787
5	1:43.037	+0.707	14:08:50.824
6	1:43.347	+1.017	14:10:34.171
7	1:43.522	+1.192	14:12:17.693

Lap	Lap Tm	Diff	Time of Day
(17) Robert Norman			
1	3:30.743	+1:47.210	14:02:02.339
2	1:43.533		14:03:45.872
3	1:44.991	+1.458	14:05:30.863
4	1:44.223	+0.690	14:07:15.086
5	1:44.613	+1.080	14:08:59.699
6	1:44.172	+0.639	14:10:43.871
7	1:43.754	+0.221	14:12:27.625

Lap	Lap Tm	Diff	Time of Day
(135) Chris Harrison			
1	3:32.032	+1:47.958	14:02:03.990
2	1:44.350	+0.276	14:03:48.340
3	1:44.074		14:05:32.414
4	1:45.177	+1.103	14:07:17.591
5	1:45.398	+1.324	14:09:02.989
6	1:45.080	+1.006	14:10:48.069
7	1:44.919	+0.845	14:12:32.988

Lap	Lap Tm	Diff	Time of Day
(52) Sean Goldsmith			
1	3:31.615	+1:47.217	14:02:03.866
2	1:44.398		14:03:48.264
3	1:44.721	+0.323	14:05:32.985
4	1:44.630	+0.232	14:07:17.615
5	1:45.376	+0.978	14:09:02.991
6	1:45.641	+1.243	14:10:48.632
7	1:44.401	+0.003	14:12:33.033

Lap	Lap Tm	Diff	Time of Day
(48) Richard Harrison			
1	3:34.072	+1:49.471	14:02:06.770
2	1:44.601		14:03:51.371
3	1:45.128	+0.527	14:05:36.499
4	1:45.201	+0.600	14:07:21.700
5	1:45.180	+0.579	14:09:06.880
6	1:45.505	+0.904	14:10:52.385
7	1:46.341	+1.740	14:12:38.726

Lap	Lap Tm	Diff	Time of Day
(77) Nigel Davis			
1	3:33.790	+1:48.569	14:02:06.130
2	1:46.748	+1.527	14:03:52.878
3	1:45.745	+0.524	14:05:38.623

Lap	Lap Tm	Diff	Time of Day
4	1:45.221		14:07:23.844
5	1:45.985	+0.764	14:09:09.829
6	1:46.922	+1.701	14:10:56.751
7	1:49.422	+4.201	14:12:46.173

Lap	Lap Tm	Diff	Time of Day
(5) Mick Everitt			
1	1:48.412	+4.038	14:03:58.176
2	1:44.373		14:05:42.549
3	1:45.578	+1.204	14:07:28.127
4	1:46.545	+2.171	14:09:14.672
5	1:46.097	+1.723	14:11:00.769
6	1:46.009	+1.635	14:12:46.778

Lap	Lap Tm	Diff	Time of Day
(6) Garry Coombes			
1	3:36.809	+1:51.662	14:02:09.490
2	1:46.436	+1.289	14:03:55.926
3	1:46.887	+1.740	14:05:42.813
4	1:45.998	+0.851	14:07:28.811
5	1:46.331	+1.184	14:09:15.142
6	1:46.781	+1.634	14:11:01.923
7	1:45.147		14:12:47.070

Lap	Lap Tm	Diff	Time of Day
(14) Brad Davey			
1	3:38.361	+1:51.997	14:02:10.859
2	1:46.364		14:03:57.223
3	1:47.391	+1.027	14:05:44.614
4	1:47.280	+0.916	14:07:31.894
5	1:46.936	+0.572	14:09:18.830
6	1:46.913	+0.549	14:11:05.743
7	1:46.422	+0.058	14:12:52.165

Lap	Lap Tm	Diff	Time of Day
(7) Duncan MacMillan			
1	3:41.014	+1:55.458	14:02:13.866
2	1:46.651	+1.095	14:04:00.517
3	1:47.006	+1.450	14:05:47.523
4	1:46.013	+0.457	14:07:33.536
5	1:45.556		14:09:19.092
6	1:47.531	+1.975	14:11:06.623
7	1:45.637	+0.081	14:12:52.260

Lap	Lap Tm	Diff	Time of Day
(115) Keith Warren			
1	3:38.542	+1:52.461	14:02:11.451
2	1:46.081		14:03:57.532
3	1:46.587	+0.506	14:05:44.119
4	1:46.837	+0.756	14:07:30.956
5	1:47.774	+1.693	14:09:18.730
6	1:47.439	+1.358	14:11:06.169
7	1:47.163	+1.082	14:12:53.332

Lap	Lap Tm	Diff	Time of Day
(43) Carl Spencer			
1	3:40.620	+1:52.351	14:02:13.968
2	1:48.571	+0.302	14:04:02.539
3	1:48.729	+0.460	14:05:51.268
4	1:48.439	+0.170	14:07:39.707
5	1:50.404	+2.135	14:09:30.111
6	1:48.269		14:11:18.380
7	1:49.086	+0.817	14:13:07.466

Lap	Lap Tm	Diff	Time of Day
(2) Colin Dunstan			
1	3:41.790	+1:54.073	14:02:15.762
2	1:48.593	+0.876	14:04:04.355

Chief Timekeeper:

Clerk of Course:

Weather & Track : Cloudy / Dry

Results: www.sportstimingservices.com

Printed: 07/08/2010 14:18:14





Thundersport GB - Rounds 10 and 11

LMB Streetfighters

Cadwell Park 2.173 Miles

Race 3

07/08/2010 13:58

Race started at 13:58:28

Lap	Lap Tm	Diff	Time of Day
3	1:49.423	+1.706	14:05:53.778
4	1:48.744	+1.027	14:07:42.522
5	1:47.717		14:09:30.239
6	1:48.460	+0.743	14:11:18.699
7	1:50.501	+2.784	14:13:09.200

(177) Gary Paul

1	3:45.622	+1:54.500	14:02:19.106
2	1:51.122		14:04:10.228
3	1:51.835	+0.713	14:06:02.063
4	1:51.289	+0.167	14:07:53.352
5	1:52.560	+1.438	14:09:45.912
6	1:54.593	+3.471	14:11:40.505

(11) Trevor Fyfe

1	3:49.107	+1:57.575	14:02:22.726
2	1:52.457	+0.925	14:04:15.183
3	1:53.551	+2.019	14:06:08.734
4	1:53.578	+2.046	14:08:02.312
5	1:51.734	+0.202	14:09:54.046
6	1:51.532		14:11:45.578

(111) Richard Seago

1	2:04.403	+15.643	14:00:38.098
2	1:48.760		14:02:26.858
3	1:48.895	+0.135	14:04:15.753
4	1:51.755	+2.995	14:06:07.508
5	1:53.490	+4.730	14:08:00.998
6	1:53.959	+5.199	14:09:54.957
7	1:51.232	+2.472	14:11:46.189

(106) Joe Barton

1	3:55.100	+2:01.130	14:02:29.485
2	1:59.684	+5.714	14:04:29.169
3	1:59.252	+5.282	14:06:28.421
4	1:56.493	+2.523	14:08:24.914
5	1:55.274	+1.304	14:10:20.188
6	1:53.970		14:12:14.158

(8) Mark Lumb

1	2:06.919	+3.546	14:00:40.742
2	2:04.624	+1.251	14:02:45.366
3	2:04.644	+1.271	14:04:50.010
4	2:06.343	+2.970	14:06:56.353
5	2:05.496	+2.123	14:09:01.849
6	2:05.364	+1.991	14:11:07.213
7	2:03.373		14:13:10.586

(80) Paul Daley

1	3:50.127	+1:56.662	14:02:24.448
2	1:53.465		14:04:17.913
3	1:54.948	+1.483	14:06:12.861
4	1:58.081	+4.616	14:08:10.942

(42) Kevin Spence

1	3:45.220	+1:53.993	14:02:18.655
2	1:51.227		14:04:09.882
3	1:54.198	+2.971	14:06:04.080

Lap	Lap Tm	Diff	Time of Day
-----	--------	------	-------------

Lap	Lap Tm	Diff	Time of Day
-----	--------	------	-------------

Chief Timekeeper:

Clerk of Course:

Weather & Track : Cloudy / Dry

Results: www.sportstimingservices.com





Thundersport GB - Rounds 10 and 11

Sorted on Laps

LMB Streetfighters

Cadwell Park 2.173 Miles

Race 11

07/08/2010 17:47

Race started at 17:47:50

Pos	No.	Name	Class	Make	Model	Laps	Total Tm	Diff	Best Tm	Best Spd	In Lap
1	95	Jamie Wilkins	Streetfighter A	Suzuki	750 A	5	8:08.000		1:35.722	81.724	3
2	34	Chris Matthews	Streetfighter A	Suzuki	750 A	5	8:15.303	7.303	1:37.285	80.411	3
3	40	Keith Smith	Streetfighter A	Aprilia	1000 A	5	8:16.642	8.642	1:37.637	80.121	3
4	30	Barry Utting	Streetfighter B	Honda	600 B	5	8:21.476	13.476	1:38.729	79.235	2
5	22	Mark Andrew	Streetfighter A	Suzuki	750 A	5	8:25.713	17.713	1:37.514	80.222	3
6	44	Michael Riddle	Streetfighter A	Kawasaki	636 A	5	8:32.225	24.225	1:40.696	77.687	2
7	21	Martin Stanier	Streetfighter B	Honda	600 B	5	8:42.102	34.102	1:42.769	76.120	2
8	4	Stuart Martin	Streetfighter B	Honda	600 B	5	8:42.291	34.291	1:40.745	77.650	2
9	35	Tony Hughes	Streetfighter C	KTM	660 C	5	8:45.622	37.622	1:43.137	75.849	3
10	48	Richard Harrison	Streetfighter B	Honda	600 B	5	8:52.770	44.770	1:44.432	74.908	3
11	135	Chris Harrison	Streetfighter C	Aprilia	450 C	5	8:53.085	45.085	1:44.386	74.941	4
12	52	Sean Goldsmith	Streetfighter C	KTM	690 C	5	8:53.286	45.286	1:44.511	74.851	5
13	77	Nigel Davis	Streetfighter B	Yamaha	600 B	5	8:54.366	46.366	1:44.152	75.109	5
14	5	Mick Everitt	Streetfighter C	KTM	660 C	5	8:57.928	49.928	1:45.758	73.969	2
15	14	Brad Davey	Streetfighter C	Aprilia	450 C	5	8:58.454	50.454	1:45.639	74.052	5
16	2	Colin Dunstan	Streetfighter B	Honda	600 B	5	9:00.203	52.203	1:45.343	74.260	5
17	6	Garry Coombes	Streetfighter C	Aprilia	550 C	5	9:02.542	54.542	1:45.363	74.246	5
18	7	Duncan MacMillan	Streetfighter C	KTM	690 C	5	9:07.600	59.600	1:46.899	73.179	5
19	115	Keith Warren	Streetfighter C	Kawasaki	476 C	5	9:08.056	1:00.056	1:47.497	72.772	2
20	43	Carl Spencer	Streetfighter B	Honda	600 B	5	9:19.002	1:11.002	1:48.404	72.163	2
21	11	Trevor Fyfe	Streetfighter B	Honda	600 B	5	9:19.209	1:11.209	1:49.041	71.742	2
22	111	Richard Seago	Streetfighter C	KTM	660 C	5	9:19.765	1:11.765	1:48.629	72.014	2
23	177	Gary Paul	Streetfighter C	Honda	500 C	5	9:24.763	1:16.763	1:50.161	71.012	2
24	106	Joe Barton	Streetfighter C	Kawasaki	500	4	7:54.743	1 Lap	1:56.649	67.063	3
25	8	Mark Lumb	Streetfighter B	Ducati	900 B	4	8:24.954	1 Lap	2:03.414	63.387	3

Not classified ()

17	Robert Norman	Streetfighter B	Honda	600 B	5	8:42.928	DNF	1:42.872	76.044	3
80	Paul Daley	Streetfighter C	Honda	500	2	3:51.985	DNF	1:50.481	70.807	2

Announcements

No.22 - 10 Second Penalty added - JUMP START

No.4 - 10 Second Penalty added - JUMP START

Margin of Victory	Avg. Speed	Best Lap Tm	Best Spd	Best Lap by
7.303	80.151	1:35.722	81.724	95 - Jamie Wilkins

Chief Timekeeper:

Clerk of Course:

Weather & Track :Cloudy / Dry

Results: www.sportstimingservices.com





Thundersport GB - Rounds 10 and 11

Lapchart

LMB Streetfighters

Cadwell Park 2.173 Miles

Race 11

07/08/2010 17:47

Race started at 17:47:50

Competitors	Laps					
	0	1	2	3	4	5
Chris Matthews (34)	1	34	95	95	95	95
Jamie Wilkins (95)	2	95	34	34	34	34
Mark Andrew (22)	3	22	22	22	22	22
Keith Smith (40)	4	40	40	40	40	40
Barry Utting (30)	5	30	30	30	30	30
Stuart Martin (4)	6	4	44	44	4	44
Michael Riddle (44)	7	44	4	4	44	4
Martin Stanier (21)	8	21	21	21	21	21
Robert Norman (17)	9	17	17	17	17	17
Tony Hughes (35)	10	35	35	35	35	35
Chris Harrison (135)	11	135	77	77	48	48
Nigel Davis (77)	12	77	52	52	48	135
Sean Goldsmith (52)	13	52	135	48	135	52
Brad Davey (14)	14	14	48	135	52	77
Richard Harrison (48)	15	48	5	5	5	5
Mick Everitt (5)	16	5	14	14	14	14
Duncan MacMillan (7)	17	7	2	2	2	2
Keith Warren (115)	18	115	115	115	6	6
Garry Coombes (6)	19	6	7	6	115	115
Trevor Fyfe (11)	20	11	6	7	7	115
Gary Paul (177)	21	177	43	43	43	43
Carl Spencer (43)	22	43	11	11	11	11
Mark Lumb (8)	23	8	177	111	111	111
Colin Dunstan (2)	24	2	111	177	177	177
Joe Barton (106)	25	106	80	80	106	106
Richard Seago (111)	26	111	106	106	8	8
Paul Daley (80)	27	80	8	8		

Chief Timekeeper:

Clerk of Course:

Weather & Track :Cloudy / Dry

Results: www.sportstimingservices.com

Printed: 07/08/2010 18:04:32





Thundersport GB - Rounds 10 and 11

LMB Streetfighters

Cadwell Park 2.173 Miles

Race 11

07/08/2010 17:47

Race started at 17:47:50

Lap	Lap Tm	Diff	Time of Day
(95) Jamie Wilkins			
1	1:39.327	+3.605	17:49:32.607
2	1:36.158	+0.436	17:51:08.765
3	1:35.722		17:52:44.487
4	1:37.769	+2.047	17:54:22.256
5	1:36.625	+0.903	17:55:58.881
(34) Chris Matthews			
1	1:41.261	+3.976	17:49:34.504
2	1:38.954	+1.669	17:51:13.458
3	1:37.285		17:52:50.743
4	1:37.903	+0.618	17:54:28.646
5	1:37.538	+0.253	17:56:06.184
(40) Keith Smith			
1	1:41.268	+3.631	17:49:35.254
2	1:38.618	+0.981	17:51:13.872
3	1:37.637		17:52:51.509
4	1:37.655	+0.018	17:54:29.164
5	1:38.359	+0.722	17:56:07.523
(30) Barry Utting			
1	1:42.072	+3.343	17:49:36.135
2	1:38.729		17:51:14.864
3	1:39.169	+0.440	17:52:54.033
4	1:38.863	+0.134	17:54:32.896
5	1:39.461	+0.732	17:56:12.357
(22) Mark Andrew			
1	1:41.066	+3.552	17:49:35.032
2	1:38.633	+1.119	17:51:13.665
3	1:37.514		17:52:51.179
4	1:37.822	+0.308	17:54:29.001
5	1:37.593	+0.079	17:56:06.594
(44) Michael Riddle			
1	1:43.964	+3.268	17:49:38.426
2	1:40.696		17:51:19.122
3	1:41.458	+0.762	17:53:00.580
4	1:41.781	+1.085	17:54:42.361
5	1:40.745	+0.049	17:56:23.106
(21) Martin Stanier			
1	1:45.641	+2.872	17:49:40.274
2	1:42.769		17:51:23.043
3	1:43.093	+0.324	17:53:06.136
4	1:43.228	+0.459	17:54:49.364
5	1:43.619	+0.850	17:56:32.983
(4) Stuart Martin			
1	1:44.867	+4.122	17:49:39.102
2	1:40.745		17:51:19.847
3	1:40.895	+0.150	17:53:00.742
4	1:41.514	+0.769	17:54:42.256
5	1:40.916	+0.171	17:56:23.172
(35) Tony Hughes			
1	1:46.516	+3.379	17:49:41.428
2	1:43.298	+0.161	17:51:24.726
3	1:43.137		17:53:07.863

Lap	Lap Tm	Diff	Time of Day
4	1:43.467	+0.330	17:54:51.330
5	1:45.173	+2.036	17:56:36.503
(48) Richard Harrison			
1	1:48.314	+3.882	17:49:44.154
2	1:45.267	+0.835	17:51:29.421
3	1:44.432		17:53:13.853
4	1:44.697	+0.265	17:54:58.550
5	1:45.101	+0.669	17:56:43.651
(135) Chris Harrison			
1	1:48.526	+4.140	17:49:43.833
2	1:45.601	+1.215	17:51:29.434
3	1:45.072	+0.686	17:53:14.506
4	1:44.386		17:54:58.892
5	1:45.074	+0.688	17:56:43.966
(52) Sean Goldsmith			
1	1:47.965	+3.454	17:49:43.581
2	1:45.537	+1.026	17:51:29.118
3	1:45.436	+0.925	17:53:14.554
4	1:45.102	+0.591	17:54:59.656
5	1:44.511		17:56:44.167
(77) Nigel Davis			
1	1:47.345	+3.193	17:49:42.823
2	1:45.809	+1.657	17:51:28.632
3	1:44.842	+0.690	17:53:13.474
4	1:47.621	+3.469	17:55:01.095
5	1:44.152		17:56:45.247
(5) Mick Everitt			
1	1:49.465	+3.707	17:49:45.508
2	1:45.758		17:51:31.266
3	1:45.918	+0.160	17:53:17.184
4	1:45.778	+0.020	17:55:02.962
5	1:45.847	+0.089	17:56:48.809
(14) Brad Davey			
1	1:50.143	+4.504	17:49:45.870
2	1:46.250	+0.611	17:51:32.120
3	1:45.694	+0.055	17:53:17.814
4	1:45.882	+0.243	17:55:03.696
5	1:45.639		17:56:49.335
(2) Colin Dunstan			
1	1:50.347	+5.004	17:49:47.247
2	1:46.642	+1.299	17:51:33.889
3	1:46.089	+0.746	17:53:19.978
4	1:45.763	+0.420	17:55:05.741
5	1:45.343		17:56:51.084
(6) Garry Coombes			
1	1:52.268	+6.905	17:49:48.556
2	1:46.928	+1.565	17:51:35.484
3	1:46.495	+1.132	17:53:21.979
4	1:46.081	+0.718	17:55:08.060
5	1:45.363		17:56:53.423
(7) Duncan MacMillan			
1	1:52.120	+5.221	17:49:48.165

Lap	Lap Tm	Diff	Time of Day
2	1:48.572	+1.673	17:51:36.737
3	1:47.124	+0.225	17:53:23.861
4	1:47.721	+0.822	17:55:11.582
5	1:46.899		17:56:58.481
(115) Keith Warren			
1	1:51.503	+4.006	17:49:47.737
2	1:47.497		17:51:35.234
3	1:47.593	+0.096	17:53:22.827
4	1:48.051	+0.554	17:55:10.878
5	1:48.059	+0.562	17:56:58.937
(43) Carl Spencer			
1	1:53.364	+4.960	17:49:50.038
2	1:48.404		17:51:38.442
3	1:50.254	+1.850	17:53:28.696
4	1:51.037	+2.633	17:55:19.733
5	1:50.150	+1.746	17:57:09.883
(11) Trevor Fyfe			
1	1:54.239	+5.198	17:49:50.566
2	1:49.401		17:51:39.607
3	1:49.869	+0.828	17:53:29.476
4	1:50.756	+1.715	17:55:20.232
5	1:49.858	+0.817	17:57:10.090
(11) Richard Seago			
1	1:53.929	+5.300	17:49:51.476
2	1:48.629		17:51:40.105
3	1:50.172	+1.543	17:53:30.277
4	1:50.005	+1.376	17:55:20.282
5	1:50.364	+1.735	17:57:10.646
(177) Gary Paul			
1	1:54.717	+4.556	17:49:51.266
2	1:50.161		17:51:41.427
3	1:51.059	+0.898	17:53:32.486
4	1:51.251	+1.090	17:55:23.737
5	1:51.907	+1.746	17:57:15.644
(106) Joe Barton			
1	1:58.392	+1.743	17:49:55.473
2	1:56.717	+0.068	17:51:52.190
3	1:56.649		17:53:48.839
4	1:56.785	+0.136	17:55:45.624
(8) Mark Lumb			
1	2:06.278	+2.864	17:50:03.087
2	2:04.334	+0.920	17:52:07.421
3	2:03.414		17:54:10.835
4	2:05.000	+1.586	17:56:15.835
(17) Robert Norman			
1	1:46.269	+3.397	17:49:41.127
2	1:42.956	+0.084	17:51:24.083
3	1:42.872		17:53:06.955
4	1:43.331	+0.459	17:54:50.286
5	1:43.523	+0.651	17:56:33.809
(80) Paul Daley			
1	1:54.600	+4.119	17:49:52.385

Chief Timekeeper:

Clerk of Course:

Weather & Track :Cloudy / Dry

Results: www.sportstimingservices.com

Printed: 07/08/2010 18:04:15





Thundersport GB - Rounds 10 and 11

LMB Streetfighters

Cadwell Park 2.173 Miles

Race 11

07/08/2010 17:47

Race started at 17:47:50

Lap	Lap Tm	Diff	Time of Day
2	1:50.481		17:51:42.866

Lap	Lap Tm	Diff	Time of Day
-----	--------	------	-------------

Lap	Lap Tm	Diff	Time of Day
-----	--------	------	-------------

Chief Timekeeper:

Clerk of Course:

Weather & Track :Cloudy / Dry

Results: www.sportstimingservices.com

Printed: 07/08/2010 18:04:15





Thundersport GB - Rounds 10 and 11

Sorted on Laps

LMB Streetfighters

Cadwell Park 2.173 Miles

Race 5

08/08/2010 12:07

Race started at 12:07:34

Pos	No.	Name	Class	Make	Model	Laps	Total Tm	Diff	Best Tm	Best Spd	In Lap
1	95	Jamie Wilkins	Streetfighter A	Suzuki	750 A	8	12:53.281		1:35.293	82.092	2
2	34	Chris Matthews	Streetfighter A	Suzuki	750 A	8	12:55.395	2.114	1:35.997	81.490	6
3	40	Keith Smith	Streetfighter A	Aprilia	1000 A	8	13:03.934	10.653	1:36.651	80.939	2
4	22	Mark Andrew	Streetfighter A	Suzuki	750 A	8	13:12.016	18.735	1:36.716	80.884	2
5	30	Barry Utting	Streetfighter B	Honda	600 B	8	13:24.804	31.523	1:39.297	78.782	7
6	44	Michael Riddle	Streetfighter A	Kawasaki	636 A	8	13:26.371	33.090	1:38.894	79.103	7
7	4	Stuart Martin	Streetfighter B	Honda	600 B	8	13:29.419	36.138	1:40.114	78.139	5
8	21	Martin Stanier	Streetfighter B	Honda	600 B	8	13:50.470	57.189	1:42.455	76.354	2
9	35	Tony Hughes	Streetfighter C	KTM	660 C	8	13:50.535	57.254	1:42.161	76.573	4
10	52	Sean Goldsmith	Streetfighter C	KTM	690 C	8	14:00.481	1:07.200	1:43.298	75.730	4
11	77	Nigel Davis	Streetfighter B	Yamaha	600 B	8	14:06.373	1:13.092	1:43.987	75.229	5
12	7	Duncan MacMillan	Streetfighter C	KTM	690 C	8	14:12.152	1:18.871	1:44.709	74.710	5
13	14	Brad Davey	Streetfighter C	Aprilia	450 C	8	14:12.745	1:19.464	1:44.762	74.672	5
14	6	Garry Coombes	Streetfighter C	Aprilia	550 C	8	14:12.760	1:19.479	1:44.744	74.685	4
15	48	Richard Harrison	Streetfighter B	Honda	600 B	8	14:14.661	1:21.380	1:44.464	74.885	3
16	5	Mick Everitt	Streetfighter C	KTM	660 C	8	14:26.831	1:33.550	1:45.320	74.276	6
17	2	Colin Dunstan	Streetfighter B	Honda	600 B	8	14:28.116	1:34.835	1:45.321	74.276	5
18	43	Carl Spencer	Streetfighter B	Honda	600 B	8	14:37.583	1:44.302	1:46.231	73.640	7
19	11	Trevor Fyfe	Streetfighter B	Honda	600 B	8	14:45.453	1:52.172	1:47.550	72.736	7
20	111	Richard Seago	Streetfighter C	KTM	660 C	7	12:54.151	1 Lap	1:47.587	72.711	7
21	115	Keith Warren	Streetfighter C	Kawasaki	476 C	7	12:55.309	1 Lap	1:48.404	72.163	7
22	177	Gary Paul	Streetfighter C	Honda	500 C	7	12:55.991	1 Lap	1:49.080	71.716	7
23	80	Ady Wilkinson	Streetfighter C	Honda	500	7	13:31.552	1 Lap	1:53.493	68.928	5
24	8	Mark Lumb	Streetfighter B	Ducati	900 B	7	14:15.255	1 Lap	1:58.491	66.020	2
25	144	Mark Chadwick	Streetfighter C	Honda	CB 500	7	14:44.381	1 Lap	2:04.599	62.784	7

Margin of Victory	Avg. Speed	Best Lap Tm	Best Spd	Best Lap by
2.114	80.931	1:35.293	82.092	95 - Jamie Wilkins

Chief Timekeeper:

Clerk of Course:

Weather & Track : Bright / Dry

Results: www.sportstimingservices.com





Thundersport GB - Rounds 10 and 11

Lapchart

LMB Streetfighters

Cadwell Park 2.173 Miles

Race 5

08/08/2010 12:07

Race started at 12:07:34

Competitors	Laps									
	0	1	2	3	4	5	6	7	8	
Chris Matthews (34)	1	34	95	95	95	95	95	95	95	95
Jamie Wilkins (95)	2	95	34	34	34	34	34	34	34	34
Keith Smith (40)	3	40	40	40	40	40	40	40	40	40
Mark Andrew (22)	4	22	22	22	22	22	22	22	22	22
Barry Utting (30)	5	30	30	30	30	30	30	30	30	30
Stuart Martin (4)	6	4	4	44	44	44	4	44	44	44
Michael Riddle (44)	7	44	44	4	4	4	44	4	4	4
Martin Stanier (21)	8	21	21	21	21	21	35	35	21	
Tony Hughes (35)	9	35	35	35	35	35	21	21	35	
Sean Goldsmith (52)	10	52	52	52	52	52	52	52	52	
Nigel Davis (77)	11	77	48	77	77	77	77	77	77	
Brad Davey (14)	12	14	77	6	48	48	48	48	7	
Garry Coombes (6)	13	6	6	48	6	6	6	7	7	14
Richard Harrison (48)	14	48	7	7	7	7	7	6	6	6
Duncan MacMillan (7)	15	7	14	14	14	14	14	14	14	48
Mick Everitt (5)	16	5	11	11	5	5	5	5	5	5
Trevor Fyfe (11)	17	11	43	2	11	2	2	2	2	2
Keith Warren (115)	18	115	115	43	2	11	111	43	43	43
Gary Paul (177)	19	177	177	115	111	111	11	11	11	11
Richard Seago (111)	20	111	2	5	43	43	43	111	111	
Carl Spencer (43)	21	43	111	111	115	115	115	115	115	
Mark Lumb (8)	22	8	5	177	177	177	177	177	177	
Colin Dunstan (2)	23	2	80	80	80	80	80	80	80	
Mark Chadwick (144)	24	144	8	8	8	8	8	8	8	
Ady Wilkinson (80)	25	80	144	144	144	144	144	144	144	

Chief Timekeeper:

Clerk of Course:

Weather & Track : Bright / Dry

Results: www.sportstimingservices.com

Printed: 08/08/2010 12:24:15





Thundersport GB - Rounds 10 and 11

LMB Streetfighters

Cadwell Park 2.173 Miles

Race 5

08/08/2010 12:07

Race started at 12:07:34

Lap	Lap Tm	Diff	Time of Day
(95) Jamie Wilkins			
1	1:39.462	+4.169	12:09:15.358
2	1:35.293		12:10:50.651
3	1:35.409	+0.116	12:12:26.060
4	1:35.397	+0.104	12:14:01.457
5	1:36.679	+1.386	12:15:38.136
6	1:35.748	+0.455	12:17:13.884
7	1:36.365	+1.072	12:18:50.249
8	1:37.658	+2.365	12:20:27.907
(34) Chris Matthews			
1	1:40.127	+4.130	12:09:16.021
2	1:36.112	+0.115	12:10:52.133
3	1:36.155	+0.158	12:12:28.288
4	1:36.348	+0.351	12:14:04.636
5	1:36.309	+0.312	12:15:40.945
6	1:35.997		12:17:16.942
7	1:36.428	+0.431	12:18:53.370
8	1:36.651	+0.654	12:20:30.021
(40) Keith Smith			
1	1:39.999	+3.348	12:09:16.428
2	1:36.651		12:10:53.079
3	1:37.234	+0.583	12:12:30.313
4	1:37.125	+0.474	12:14:07.438
5	1:37.760	+1.109	12:15:45.198
6	1:37.911	+1.260	12:17:23.109
7	1:37.666	+1.015	12:19:00.775
8	1:37.785	+1.134	12:20:38.560
(22) Mark Andrew			
1	1:40.611	+3.895	12:09:17.177
2	1:36.716		12:10:53.893
3	1:36.967	+0.251	12:12:30.860
4	1:37.080	+0.364	12:14:07.940
5	1:38.360	+1.644	12:15:46.300
6	1:38.391	+1.675	12:17:24.691
7	1:40.450	+3.734	12:19:05.141
8	1:41.501	+4.785	12:20:46.642
(30) Barry Utting			
1	1:41.942	+2.645	12:09:18.578
2	1:39.344	+0.047	12:10:57.922
3	1:40.111	+0.814	12:12:38.033
4	1:39.949	+0.652	12:14:17.982
5	1:41.258	+1.961	12:15:59.240
6	1:40.815	+1.518	12:17:40.055
7	1:39.297		12:19:19.352
8	1:40.078	+0.781	12:20:59.430
(44) Michael Riddle			
1	1:43.996	+5.102	12:09:21.005
2	1:40.243	+1.349	12:11:01.248
3	1:40.302	+1.408	12:12:41.550
4	1:40.301	+1.407	12:14:21.851
5	1:40.466	+1.572	12:16:02.317
6	1:40.035	+1.141	12:17:42.352
7	1:38.894		12:19:21.246
8	1:39.751	+0.857	12:21:00.997

Lap	Lap Tm	Diff	Time of Day
(4) Stuart Martin			
1	1:44.020	+3.906	12:09:20.996
2	1:40.279	+0.165	12:11:01.275
3	1:40.513	+0.399	12:12:41.788
4	1:40.171	+0.057	12:14:21.959
5	1:40.114		12:16:02.073
6	1:40.413	+0.299	12:17:42.486
7	1:40.404	+0.290	12:19:22.890
8	1:41.155	+1.041	12:21:04.045
(21) Martin Stanier			
1	1:45.540	+3.085	12:09:22.705
2	1:42.455		12:11:05.160
3	1:42.665	+0.210	12:12:47.825
4	1:43.220	+0.765	12:14:31.045
5	1:42.949	+0.494	12:16:13.994
6	1:44.431	+1.976	12:17:58.425
7	1:43.712	+1.257	12:19:42.137
8	1:42.959	+0.504	12:21:25.096
(35) Tony Hughes			
1	1:45.587	+3.426	12:09:23.015
2	1:43.167	+1.006	12:11:06.182
3	1:43.012	+0.851	12:12:49.194
4	1:42.161		12:14:31.355
5	1:42.781	+0.620	12:16:14.136
6	1:43.392	+1.231	12:17:57.528
7	1:43.769	+1.608	12:19:41.297
8	1:43.864	+1.703	12:21:25.161
(52) Sean Goldsmith			
1	1:45.976	+2.678	12:09:24.166
2	1:43.689	+0.391	12:11:07.855
3	1:44.085	+0.787	12:12:51.940
4	1:43.298		12:14:35.238
5	1:43.810	+0.512	12:16:19.048
6	1:45.202	+1.904	12:18:04.250
7	1:44.597	+1.299	12:19:48.847
8	1:46.260	+2.962	12:21:35.107
(77) Nigel Davis			
1	1:48.545	+4.558	12:09:26.880
2	1:44.422	+0.435	12:11:11.302
3	1:44.538	+0.551	12:12:55.840
4	1:44.353	+0.366	12:14:40.193
5	1:43.987		12:16:24.180
6	1:44.732	+0.745	12:18:08.912
7	1:45.832	+1.845	12:19:54.744
8	1:46.255	+2.268	12:21:40.999
(7) Duncan MacMillan			
1	1:49.336	+4.627	12:09:27.972
2	1:45.530	+0.821	12:11:13.502
3	1:45.039	+0.330	12:12:58.541
4	1:44.958	+0.249	12:14:43.499
5	1:44.709		12:16:28.208
6	1:46.820	+2.111	12:18:15.028
7	1:45.805	+1.096	12:20:00.833
8	1:45.945	+1.236	12:21:46.778
(14) Brad Davey			

Lap	Lap Tm	Diff	Time of Day
(6) Garry Coombes			
1	1:49.965	+5.203	12:09:28.344
2	1:45.819	+1.057	12:11:14.163
3	1:44.902	+0.140	12:12:59.065
4	1:44.961	+0.199	12:14:44.026
5	1:44.762		12:16:28.788
6	1:47.070	+2.308	12:18:15.858
7	1:45.788	+1.026	12:20:01.646
8	1:45.725	+0.963	12:21:47.371
(48) Richard Harrison			
1	1:47.282	+2.818	12:09:25.807
2	1:46.645	+2.181	12:11:12.452
3	1:44.464		12:12:56.916
4	1:44.822	+0.358	12:14:41.738
5	1:44.657	+0.193	12:16:26.395
6	1:48.333	+3.869	12:18:14.728
7	1:45.192	+0.728	12:19:59.920
8	1:49.367	+4.903	12:21:49.287
(5) Mick Everitt			
1	1:55.414	+10.094	12:09:34.107
2	1:48.686	+3.366	12:11:22.793
3	1:46.674	+1.354	12:13:09.467
4	1:46.308	+0.988	12:14:55.775
5	1:45.860	+0.540	12:16:41.635
6	1:45.320		12:18:26.955
7	1:47.021	+1.701	12:20:13.976
8	1:47.481	+2.161	12:22:01.457
(2) Colin Dunstan			
1	1:53.709	+8.388	12:09:33.323
2	1:48.647	+3.326	12:11:21.970
3	1:49.988	+4.667	12:13:11.958
4	1:45.498	+0.177	12:14:57.456
5	1:45.321		12:16:42.777
6	1:46.011	+0.690	12:18:28.788
7	1:46.638	+1.317	12:20:15.426
8	1:47.316	+1.995	12:22:02.742
(43) Carl Spencer			
1	1:53.138	+6.907	12:09:32.402
2	1:49.794	+3.563	12:11:22.196
3	1:50.412	+4.181	12:13:12.608
4	1:49.839	+3.608	12:15:02.447
5	1:48.954	+2.723	12:16:51.401
6	1:47.773	+1.542	12:18:39.174
7	1:46.231		12:20:25.405
8	1:46.804	+0.573	12:22:12.209
(11) Trevor Fyfe			
1	1:52.864	+5.314	12:09:31.718


Chief Timekeeper:

Clerk of Course:

Weather & Track : Bright / Dry

Results: www.sportstimingservices.com





Thundersport GB - Rounds 10 and 11

LMB Streetfighters

Cadwell Park 2.173 Miles

Race 5

08/08/2010 12:07

Race started at 12:07:34

Lap	Lap Tm	Diff	Time of Day
2	1:49.676	+2.126	12:11:21.394
3	1:50.205	+2.655	12:13:11.599
4	1:50.216	+2.666	12:15:01.815
5	1:49.305	+1.755	12:16:51.120
6	1:49.309	+1.759	12:18:40.429
7	1:47.550		12:20:27.979
8	1:52.100	+4.550	12:22:20.079

(111) Richard Seago

1	1:54.481	+6.894	12:09:33.699
2	1:49.590	+2.003	12:11:23.289
3	1:49.149	+1.562	12:13:12.438
4	1:49.950	+2.363	12:15:02.388
5	1:48.702	+1.115	12:16:51.090
6	1:50.100	+2.513	12:18:41.190
7	1:47.587		12:20:28.777

(115) Keith Warren

1	1:53.553	+5.149	12:09:32.414
2	1:50.344	+1.940	12:11:22.758
3	1:50.480	+2.076	12:13:13.238
4	1:49.935	+1.531	12:15:03.173
5	1:49.002	+0.598	12:16:52.175
6	1:49.356	+0.952	12:18:41.531
7	1:48.404		12:20:29.935

(177) Gary Paul

1	1:53.951	+4.871	12:09:33.131
2	1:50.403	+1.323	12:11:23.534
3	1:49.884	+0.804	12:13:13.418
4	1:49.845	+0.765	12:15:03.263
5	1:49.136	+0.056	12:16:52.399
6	1:49.138	+0.058	12:18:41.537
7	1:49.080		12:20:30.617

(80) Ady Wilkinson

1	1:58.782	+5.289	12:09:39.392
2	1:56.739	+3.246	12:11:36.131
3	1:54.706	+1.213	12:13:30.837
4	1:53.882	+0.389	12:15:24.719
5	1:53.493		12:17:18.212
6	1:53.683	+0.190	12:19:11.895
7	1:54.283	+0.790	12:21:06.178

(8) Mark Lumb

1	2:02.109	+3.618	12:09:41.660
2	1:58.491		12:11:40.151
3	2:00.885	+2.394	12:13:41.036
4	2:00.789	+2.298	12:15:41.825
5	2:00.973	+2.482	12:17:42.798
6	2:01.702	+3.211	12:19:44.500
7	2:05.381	+6.890	12:21:49.881

(144) Mark Chadwick

1	2:06.615	+2.016	12:09:47.190
2	2:05.677	+1.078	12:11:52.867
3	2:05.318	+0.719	12:13:58.185
4	2:05.349	+0.750	12:16:03.534
5	2:05.704	+1.105	12:18:09.238
6	2:05.170	+0.571	12:20:14.408
7	2:04.599		12:22:19.007

Lap Lap Tm Diff Time of Day

Lap Lap Tm Diff Time of Day


Chief Timekeeper:

Clerk of Course:

Weather & Track : Bright / Dry

Results: www.sportstimingservices.com





Thundersport GB - Rounds 10 and 11

Sorted on Laps

LMB Streetfighters

Cadwell Park 2.173 Miles

Race 13

08/08/2010 16:03

Race started at 16:03:51

Pos	No.	Name	Class	Make	Model	Laps	Total Tm	Diff	Best Tm	Best Spd	In Lap
1	95	Jamie Wilkins	Streetfighter A	Suzuki	750 A	8	12:56.362		1:35.576	81.849	2
2	34	Chris Matthews	Streetfighter A	Suzuki	750 A	8	13:03.337	6.975	1:36.579	80.999	8
3	40	Keith Smith	Streetfighter A	Aprilia	1000 A	8	13:04.346	7.984	1:36.374	81.171	7
4	22	Mark Andrew	Streetfighter A	Suzuki	750 A	8	13:22.371	26.009	1:38.129	79.720	3
5	30	Barry Utting	Streetfighter B	Honda	600 B	8	13:28.396	32.034	1:39.048	78.980	2
6	4	Stuart Martin	Streetfighter B	Honda	600 B	8	13:30.694	34.332	1:40.046	78.192	7
7	44	Michael Riddle	Streetfighter A	Kawasaki	636 A	8	13:34.515	38.153	1:40.243	78.038	7
8	35	Tony Hughes	Streetfighter C	KTM	660 C	8	13:53.874	57.512	1:42.875	76.042	8
9	21	Martin Stanier	Streetfighter B	Honda	600 B	8	13:54.501	58.139	1:42.692	76.177	8
10	77	Nigel Davis	Streetfighter B	Yamaha	600 B	8	14:07.096	1:10.734	1:44.134	75.122	2
11	48	Richard Harrison	Streetfighter B	Honda	600 B	8	14:13.195	1:16.833	1:45.381	74.233	3
12	7	Duncan MacMillan	Streetfighter C	KTM	690 C	8	14:13.288	1:16.926	1:45.313	74.281	7
13	6	Garry Coombes	Streetfighter C	Aprilia	550 C	8	14:13.778	1:17.416	1:44.949	74.539	6
14	5	Mick Everitt	Streetfighter C	KTM	660 C	8	14:14.305	1:17.943	1:45.114	74.422	3
15	14	Brad Davey	Streetfighter C	Aprilia	450 C	8	14:14.878	1:18.516	1:45.726	73.991	2
16	2	Colin Dunstan	Streetfighter B	Honda	600 B	8	14:26.863	1:30.501	1:46.372	73.542	5
17	115	Keith Warren	Streetfighter C	Kawasaki	476 C	8	14:37.412	1:41.050	1:47.159	73.002	6
18	111	Richard Seago	Streetfighter C	KTM	660 C	8	14:42.403	1:46.041	1:47.449	72.805	7
19	11	Trevor Fyfe	Streetfighter B	Honda	600 B	7	12:57.231	1 Lap	1:48.668	71.988	7
20	43	Carl Spencer	Streetfighter B	Honda	600 B	7	12:57.913	1 Lap	1:48.457	72.128	7
21	177	Gary Paul	Streetfighter C	Honda	500 C	7	12:59.019	1 Lap	1:49.051	71.735	7
22	80	Ady Wilkinson	Streetfighter C	Honda	500	7	13:24.315	1 Lap	1:52.992	69.233	5
23	8	Mark Lumb	Streetfighter B	Ducati	900 B	7	14:54.093	1 Lap	2:03.923	63.126	1
Not classified ()											
	52	Sean Goldsmith	Streetfighter C	KTM	690 C	1	1:50.840	DNF	1:46.946	73.147	1

Margin of Victory	Avg. Speed	Best Lap Tm	Best Spd	Best Lap by
6.975	80.610	1:35.576	81.849	95 - Jamie Wilkins

Chief Timekeeper:

Clerk of Course:

Weather & Track : Cloudy / Dry

Results: www.sportstiming.com



Printed: 08/08/2010 16:18:53



Thundersport GB - Rounds 10 and 11

Lapchart

LMB Streetfighters

Cadwell Park 2.173 Miles

Race 13

08/08/2010 16:03

Race started at 16:03:51

Competitors	Laps									
	0	1	2	3	4	5	6	7	8	
Chris Matthews (34)	1	34	95	95	95	95	95	95	95	95
Jamie Wilkins (95)	2	95	34	34	34	34	34	40	34	34
Mark Andrew (22)	3	22	22	22	22	40	40	34	40	40
Barry Utting (30)	4	30	40	40	40	22	22	22	22	22
Keith Smith (40)	5	40	30	30	30	4	30	30	30	30
Michael Riddle (44)	6	44	4	4	4	4	30	4	4	4
Stuart Martin (4)	7	4	44	44	44	44	44	44	44	44
Martin Stanier (21)	8	21	21	21	21	21	35	35	35	35
Tony Hughes (35)	9	35	35	35	35	35	21	21	21	21
Nigel Davis (77)	10	77	77	77	77	77	77	77	77	77
Richard Harrison (48)	11	48	52	48	48	48	48	7	48	48
Brad Davey (14)	12	14	48	14	7	7	7	7	48	7
Duncan MacMillan (7)	13	7	14	7	5	5	5	6	6	6
Sean Goldsmith (52)	14	52	7	5	14	6	6	5	5	5
Garry Coombes (6)	15	6	5	6	6	14	14	14	14	14
Mick Everitt (5)	16	5	6	2	2	2	2	2	2	2
Keith Warren (115)	17	115	11	11	11	115	115	115	115	115
Trevor Fyfe (11)	18	11	2	115	115	11	11	111	111	111
Carl Spencer (43)	19	43	115	111	111	111	111	11	11	11
Gary Paul (177)	20	177	111	43	43	43	43	43	43	43
Colin Dunstan (2)	21	2	43	177	177	177	177	177	177	177
Mark Lumb (8)	22	8	177	80	80	80	80	80	80	80
Ady Wilkinson (80)	23	80	80	8	8	8	8	8	8	8
Richard Seago (111)	24	111	8							

Chief Timekeeper:


Clerk of Course:

Weather & Track : Cloudy / Dry

Results: www.sportstimingservices.com

Printed: 08/08/2010 16:21:03





Thundersport GB - Rounds 10 and 11

LMB Streetfighters

Cadwell Park 2.173 Miles

Race 13

08/08/2010 16:03

Race started at 16:03:51

Lap	Lap Tm	Diff	Time of Day
(95) Jamie Wilkins			
1	1:39.232	+3.656	16:05:31.693
2	1:35.576		16:07:07.269
3	1:35.590	+0.014	16:08:42.859
4	1:35.879	+0.303	16:10:18.738
5	1:35.978	+0.402	16:11:54.716
6	1:37.442	+1.866	16:13:32.158
7	1:37.059	+1.483	16:15:09.217
8	1:38.561	+2.985	16:16:47.778

Lap	Lap Tm	Diff	Time of Day
(34) Chris Matthews			
1	1:41.300	+4.721	16:05:33.689
2	1:37.748	+1.169	16:07:11.437
3	1:37.250	+0.671	16:08:48.687
4	1:37.398	+0.819	16:10:26.085
5	1:37.600	+1.021	16:12:03.685
6	1:37.437	+0.858	16:13:41.122
7	1:37.052	+0.473	16:15:18.174
8	1:36.579		16:16:54.753

Lap	Lap Tm	Diff	Time of Day
(40) Keith Smith			
1	1:41.003	+4.629	16:05:34.178
2	1:38.207	+1.833	16:07:12.385
3	1:38.304	+1.930	16:08:50.689
4	1:36.990	+0.616	16:10:27.679
5	1:36.932	+0.558	16:12:04.611
6	1:36.667	+0.293	16:13:41.278
7	1:36.374		16:15:17.652
8	1:38.110	+1.736	16:16:55.762

Lap	Lap Tm	Diff	Time of Day
(22) Mark Andrew			
1	1:40.899	+2.770	16:05:33.978
2	1:38.310	+0.181	16:07:12.288
3	1:38.129		16:08:50.417
4	1:38.795	+0.666	16:10:29.212
5	1:40.764	+2.635	16:12:09.976
6	1:40.950	+2.821	16:13:50.926
7	1:41.195	+3.066	16:15:32.121
8	1:41.666	+3.537	16:17:13.787

Lap	Lap Tm	Diff	Time of Day
(30) Barry Utting			
1	1:42.677	+3.629	16:05:35.851
2	1:39.048		16:07:14.899
3	1:41.201	+2.153	16:08:56.100
4	1:43.002	+3.954	16:10:39.102
5	1:41.919	+2.871	16:12:21.021
6	1:40.325	+1.277	16:14:01.346
7	1:39.332	+0.284	16:15:40.678
8	1:39.134	+0.086	16:17:19.812

Lap	Lap Tm	Diff	Time of Day
(4) Stuart Martin			
1	1:43.438	+3.392	16:05:37.128
2	1:40.872	+0.826	16:07:18.000
3	1:41.479	+1.433	16:08:59.479
4	1:40.239	+0.193	16:10:39.718
5	1:40.917	+0.871	16:12:20.635
6	1:40.742	+0.696	16:14:01.377
7	1:40.046		16:15:41.423
8	1:40.687	+0.641	16:17:22.110

Lap	Lap Tm	Diff	Time of Day
(44) Michael Riddle			
1	1:44.785	+4.542	16:05:38.330
2	1:40.964	+0.721	16:07:19.294
3	1:42.393	+2.150	16:09:01.687
4	1:41.412	+1.169	16:10:43.099
5	1:40.799	+0.556	16:12:23.898
6	1:40.811	+0.568	16:14:04.709
7	1:40.243		16:15:44.952
8	1:40.979	+0.736	16:17:25.931

Lap	Lap Tm	Diff	Time of Day
(35) Tony Hughes			
1	1:45.488	+2.613	16:05:39.492
2	1:42.920	+0.045	16:07:22.412
3	1:43.690	+0.815	16:09:06.102
4	1:44.507	+1.632	16:10:50.609
5	1:44.862	+1.987	16:12:35.471
6	1:43.879	+1.004	16:14:19.350
7	1:43.065	+0.190	16:16:02.415
8	1:42.875		16:17:45.290

Lap	Lap Tm	Diff	Time of Day
(21) Martin Stanier			
1	1:45.316	+2.624	16:05:39.245
2	1:42.900	+0.208	16:07:22.145
3	1:43.642	+0.950	16:09:05.787
4	1:44.640	+1.948	16:10:50.427
5	1:44.482	+1.790	16:12:34.909
6	1:44.992	+2.300	16:14:19.901
7	1:43.324	+0.632	16:16:03.225
8	1:42.692		16:17:45.917

Lap	Lap Tm	Diff	Time of Day
(77) Nigel Davis			
1	1:47.036	+2.902	16:05:41.884
2	1:44.134		16:07:26.018
3	1:44.725	+0.591	16:09:10.743
4	1:45.183	+1.049	16:10:55.926
5	1:44.813	+0.679	16:12:40.739
6	1:47.414	+3.280	16:14:28.153
7	1:45.089	+0.955	16:16:13.242
8	1:45.270	+1.136	16:17:58.512

Lap	Lap Tm	Diff	Time of Day
(48) Richard Harrison			
1	1:47.728	+2.347	16:05:42.738
2	1:46.685	+1.304	16:07:29.423
3	1:45.381		16:09:14.804
4	1:46.202	+0.821	16:11:01.006
5	1:45.664	+0.283	16:12:46.670
6	1:45.833	+0.452	16:14:32.503
7	1:45.806	+0.425	16:16:18.309
8	1:46.302	+0.921	16:18:04.611

Lap	Lap Tm	Diff	Time of Day
(7) Duncan MacMillan			
1	1:49.197	+3.884	16:05:44.415
2	1:45.795	+0.482	16:07:30.210
3	1:45.853	+0.540	16:09:16.063
4	1:45.427	+0.114	16:11:01.490
5	1:45.680	+0.367	16:12:47.170
6	1:45.659	+0.346	16:14:32.829
7	1:45.313		16:16:18.142
8	1:46.562	+1.249	16:18:04.704

(6) Garry Coombes

Lap	Lap Tm	Diff	Time of Day
1	1:49.933	+4.984	16:05:45.259
2	1:46.428	+1.479	16:07:31.687
3	1:45.348	+0.399	16:09:17.035
4	1:45.109	+0.160	16:11:02.144
5	1:45.810	+0.861	16:12:47.954
6	1:44.949		16:14:32.903
7	1:45.893	+0.944	16:16:18.796
8	1:46.398	+1.449	16:18:05.194

Lap	Lap Tm	Diff	Time of Day
(5) Mick Everitt			
1	1:49.484	+4.370	16:05:44.909
2	1:46.249	+1.135	16:07:31.158
3	1:45.114		16:09:16.272
4	1:45.489	+0.375	16:11:01.761
5	1:45.725	+0.611	16:12:47.486
6	1:45.938	+0.824	16:14:33.424
7	1:45.876	+0.762	16:16:19.300
8	1:46.421	+1.307	16:18:05.721

Lap	Lap Tm	Diff	Time of Day
(14) Brad Davey			
1	1:49.190	+3.464	16:05:44.280
2	1:45.726		16:07:30.006
3	1:46.687	+0.961	16:09:16.693
4	1:45.922	+0.196	16:11:02.615
5	1:45.918	+0.192	16:12:48.533
6	1:45.767	+0.041	16:14:34.300
7	1:46.217	+0.491	16:16:20.517
8	1:45.777	+0.051	16:18:06.294

Lap	Lap Tm	Diff	Time of Day
(2) Colin Dunstan			
1	1:52.597	+6.225	16:05:48.826
2	1:47.467	+1.095	16:07:36.293
3	1:46.876	+0.504	16:09:23.169
4	1:46.725	+0.353	16:11:09.894
5	1:46.372		16:12:56.266
6	1:46.714	+0.342	16:14:42.980
7	1:47.355	+0.983	16:16:30.335
8	1:47.944	+1.572	16:18:18.279

Lap	Lap Tm	Diff	Time of Day
(115) Keith Warren			
1	1:53.665	+6.506	16:05:49.172
2	1:50.087	+2.928	16:07:39.259
3	1:49.717	+2.558	16:09:28.976
4	1:48.229	+1.070	16:11:17.205
5	1:47.192	+0.033	16:13:04.397
6	1:47.159		16:14:51.556
7	1:47.806	+0.647	16:16:39.362
8	1:49.466	+2.307	16:18:28.828

Lap	Lap Tm	Diff	Time of Day
(111) Richard Seago			
1	1:52.272	+4.823	16:05:49.450
2	1:50.156	+2.707	16:07:39.606
3	1:49.806	+2.357	16:09:29.412
4	1:50.381	+2.932	16:11:19.793
5	1:50.080	+2.631	16:13:09.873
6	1:48.020	+0.571	16:14:57.893
7	1:47.449		16:16:45.342
8	1:48.477	+1.028	16:18:33.819

Lap	Lap Tm	Diff	Time of Day
(11) Trevor Fyfe			
1	1:52.492	+3.824	16:05:48.337


Chief Timekeeper:

Clerk of Course:

Weather & Track : Cloudy / Dry

Results: www.sportstimingservices.com





Thundersport GB - Rounds 10 and 11

LMB Streetfighters

Cadwell Park 2.173 Miles

Race 13

08/08/2010 16:03

Race started at 16:03:51

Lap	Lap Tm	Diff	Time of Day
2	1:50.309	+1.641	16:07:38.646
3	1:49.807	+1.139	16:09:28.453
4	1:50.708	+2.040	16:11:19.161
5	1:50.614	+1.946	16:13:09.775
6	1:50.204	+1.536	16:14:59.979
7	1:48.668		16:16:48.647

(43) Carl Spencer

1	1:53.814	+5.357	16:05:49.757
2	1:50.056	+1.599	16:07:39.813
3	1:50.308	+1.851	16:09:30.121
4	1:50.134	+1.677	16:11:20.255
5	1:49.957	+1.500	16:13:10.212
6	1:50.660	+2.203	16:15:00.872
7	1:48.457		16:16:49.329

(177) Gary Paul

1	1:54.435	+5.384	16:05:50.552
2	1:50.021	+0.970	16:07:40.573
3	1:50.152	+1.101	16:09:30.725
4	1:50.200	+1.149	16:11:20.925
5	1:50.039	+0.988	16:13:10.964
6	1:50.420	+1.369	16:15:01.384
7	1:49.051		16:16:50.435

(80) Ady Wilkinson

1	1:56.271	+3.279	16:05:53.277
2	1:54.981	+1.989	16:07:48.258
3	1:53.344	+0.352	16:09:41.602
4	1:53.857	+0.865	16:11:35.459
5	1:52.992		16:13:28.451
6	1:53.633	+0.641	16:15:22.084
7	1:53.647	+0.655	16:17:15.731

(8) Mark Lumb

1	2:03.923		16:06:00.186
2	2:07.280	+3.357	16:08:07.466
3	2:07.004	+3.081	16:10:14.470
4	2:09.727	+5.804	16:12:24.197
5	2:07.310	+3.387	16:14:31.507
6	2:07.605	+3.682	16:16:39.112
7	2:06.397	+2.474	16:18:45.509

(52) Sean Goldsmith

1	1:46.946		16:05:42.256
---	----------	--	--------------

Lap	Lap Tm	Diff	Time of Day
-----	--------	------	-------------

Lap	Lap Tm	Diff	Time of Day
-----	--------	------	-------------

Chief Timekeeper:

Clerk of Course:

Weather & Track : Cloudy / Dry

Results: www.sportstimingservices.com

Printed: 08/08/2010 16:20:45





Thundersport GB - Rounds 10 and 11

Sorted on Best Lap time

Michelin Thundersport GP2 & Minitwin

Cadwell Park 2.173 Miles

Qualifying

07/08/2010 10:16

Practice started at 10:16:07

Pos	No.	Name	Class	Make	Model	Best Tm	In Lap	Diff	2nd Best	2nd Lap
1	111	Alex Heaton	GP2	Ducati	800	1:37.508	10		1:37.696	6
2	23	Danny Murphy	GP2	Aprilia	450	1:37.848	12	0.340	1:38.121	10
3	7	Alex Hutchinson	GP2	Kawasaki	400	1:38.037	9	0.529	1:38.269	12
4	100	Connor Tagg	GP2	Aprilia	450	1:38.565	6	1.057	1:38.955	5
5	43	James Folkard	GP2	Aprilia	450	1:39.012	7	1.504	1:39.030	11
6	25	Ben Gautrey	GP2	Aprilia	450	1:39.199	7	1.691	1:39.371	6
7	77	Alan Percival	GP2	Kawasaki	400	1:39.324	8	1.816	1:39.990	6
8	101	Andy Lawson	Minitwin	Suzuki	650 M	1:40.381	3	2.873	1:40.473	4
9	17	Ian Popplewell	Minitwin	Kawasaki	650 M	1:40.728	4	3.220	1:40.924	3
10	35	Clive White	Minitwin	Suzuki	650 M	1:41.494	4	3.986	1:41.834	3
11	30	Liam Shellcock	GP2	Aprilia	450	1:41.532	3	4.024	1:41.736	2
12	2	Alec Collinson	GP2	Kawasaki	400	1:43.527	3	6.019	1:43.685	8
13	80	Acea Webb	GP2	Aprilia	450	1:43.932	4	6.424	1:44.003	5
14	19	Blake Woulds	GP2	Aprilia	450	1:44.323	10	6.815	1:45.401	11
15	22	Sam Nicholson	Minitwin	Suzuki	650 M	1:45.282	11	7.774	1:45.610	9
16	72	Dave Palfreman	Minitwin	Suzuki	650 M	1:45.326	9	7.818	1:45.344	5
17	52	James Cowton	GP2	Honda	400	1:45.333	10	7.825	1:46.640	5
18	14	Will Hodgson	GP2	Aprilia	450	1:45.344	2	7.836	18:23.596	1
19	87	Duane Bliss	Minitwin	Kawasaki	650 M	1:46.270	11	8.762	1:46.415	9
20	84	Graeme Frear	GP2	Kawasaki	400	1:46.558	3	9.050	1:52.784	2
21	15	Leigh Hutchinson	Minitwin	Suzuki	650 M	1:47.642	11	10.134	1:48.434	3
22	152	Allwyn Dalton	GP2	Kawasaki	400	1:47.880	9	10.372	1:48.002	8
23	73	Charlie Mowbray	GP2	Suzuki	650	1:48.192	5	10.684	1:49.572	4
24	55	Phil Cox	GP2	Yamaha	400	1:48.733	3	11.225	1:48.758	5
25	64	Adam Palfreman	Minitwin	Suzuki	650 M	1:49.334	7	11.826	1:49.608	4
26	5	Paul Maxfield	GP2	Honda	400	1:50.355	3	12.847	1:51.475	4
27	65	Paul Varnham	GP2	Kawasaki	400	1:51.662	3	14.154	1:54.734	2
28	66	Robert Owen	GP2	Honda	400	1:55.841	4	18.333	1:56.506	3

Chief Timekeeper:

Clerk of Course:

Weather & Track: Bright / Dry

Results: www.sportstimingservices.com

Printed: 07/08/2010 10:38:18





Thundersport GB - Rounds 10 and 11

Michelin Thundersport GP2 & Minitwin

Cadwell Park 2.173 Miles

Starting Grid - Saturday and Sunday

Race



POLE POSITION

3 7	2 23	1 111	1
6 25	5 43	4 100	2
9 17	8 101	7 77	3
12 2	11 30	10 35	4
15 22	14 19	13 80	5
18 14	17 52	16 72	6
21 15	20 84	19 87	7
24 55	23 73	22 152	8
27 65	26 5	25 64	9
		28 66	10

Chief Timekeeper:

Clerk of Course:

Weather & Track: Bright / Dry

Results: www.sportstimingservices.com

Printed: 07/08/2010 10:39:43





Thundersport GB - Rounds 10 and 11

Sorted on Laps

Michelin Thundersport GP2 & Minitwin

Cadwell Park 2.173 Miles

Race 2

07/08/2010 13:37

Race started at 13:37:48

Pos	No.	Name	Class	Make	Model	Laps	Total Tm	Diff	Best Tm	Best Spd	In Lap
1	7	Alex Hutchinson	GP2	Kawasaki	400	7	11:32.441		1:37.588	80.161	2
2	111	Alex Heaton	GP2	Ducati	800	7	11:32.566	0.125	1:37.532	80.208	3
3	23	Danny Murphy	GP2	Aprilia	450	7	11:33.746	1.305	1:37.695	80.074	3
4	43	James Folkard	GP2	Aprilia	450	7	11:41.132	8.691	1:38.476	79.439	2
5	77	Alan Percival	GP2	Kawasaki	400	7	11:42.689	10.248	1:38.516	79.406	4
6	25	Ben Gautrey	GP2	Aprilia	450	7	11:45.795	13.354	1:39.683	78.477	5
7	101	Andy Lawson	Minitwin	Suzuki	650 M	7	11:48.718	16.277	1:39.719	78.448	3
8	17	Ian Popplewell	Minitwin	Kawasaki	650 M	7	11:49.178	16.737	1:39.870	78.330	5
9	84	Graeme Frear	GP2	Kawasaki	400	7	11:59.941	27.500	1:40.631	77.737	6
10	14	Will Hodgson	GP2	Aprilia	450	7	12:03.075	30.634	1:41.407	77.143	2
11	2	Alec Collinson	GP2	Kawasaki	400	7	12:03.503	31.062	1:41.508	77.066	6
12	35	Clive White	Minitwin	Suzuki	650 M	7	12:05.806	33.365	1:42.337	76.442	4
13	80	Acea Webb	GP2	Aprilia	450	7	12:13.737	41.296	1:42.669	76.194	3
14	19	Blake Woulds	GP2	Aprilia	450	7	12:14.177	41.736	1:43.236	75.776	3
15	72	Dave Palfreman	Minitwin	Suzuki	650 M	7	12:15.240	42.799	1:42.867	76.048	5
16	52	James Cowton	GP2	Honda	400	7	12:20.877	48.436	1:44.302	75.001	5
17	87	Duane Bliss	Minitwin	Kawasaki	650 M	7	12:22.669	50.228	1:43.854	75.325	7
18	22	Sam Nicholson	Minitwin	Suzuki	650 M	7	12:26.559	54.118	1:44.354	74.964	5
19	64	Adam Palfreman	Minitwin	Suzuki	650 M	7	12:50.638	1:18.197	1:47.387	72.847	7
20	55	Phil Cox	GP2	Yamaha	400	7	12:52.116	1:19.675	1:48.164	72.324	2
21	152	Allwyn Dalton	GP2	Kawasaki	400	7	12:52.304	1:19.863	1:48.271	72.252	7
22	15	Leigh Hutchinson	Minitwin	Suzuki	650 M	7	12:54.420	1:21.979	1:46.811	73.240	2
23	65	Paul Varnham	GP2	Kawasaki	400	7	12:59.914	1:27.473	1:47.997	72.435	7
24	73	Charlie Mowbray	GP2	Suzuki	650	7	13:01.735	1:29.294	1:48.797	71.903	2
25	66	Robert Owen	GP2	Honda	400	6	11:37.456	1 Lap	1:54.423	68.367	3

Not classified ()

100	Connor Tagg	GP2	Aprilia	450	5	8:20.938	DNF	1:37.627	80.129	3
30	Liam Shellcock	GP2	Aprilia	450	3	5:16.169	DNF	1:42.847	76.063	2
5	Paul Maxfield	GP2	Honda	400	1	2:00.250	DNF	1:54.375	68.396	1

Margin of Victory	Avg. Speed	Best Lap Tm	Best Spd	Best Lap by
0.125	79.082	1:37.532	80.208	111 - Alex Heaton

Chief Timekeeper:

Clerk of Course:

Weather & Track : Cloudy / Dry

Results: www.sportstimingservices.com





Thundersport GB - Rounds 10 and 11

Lapchart

Michelin Thundersport GP2 & Minitwin

Cadwell Park 2.173 Miles

Race 2

07/08/2010 13:37

Race started at 13:37:48

Competitors	Laps							
	0	1	2	3	4	5	6	7
Alex Heaton (111)	1	111	111	7	111	7	7	7
Danny Murphy (23)	2	23	23	111	7	111	111	111
Alex Hutchinson (7)	3	7	7	23	23	23	23	23
James Folkard (43)	4	43	43	100	100	100	100	43
Connor Tagg (100)	5	100	100	43	43	43	77	77
Ben Gautrey (25)	6	25	25	25	25	77	25	25
Andy Lawson (101)	7	101	101	101	101	77	25	101
Alan Percival (77)	8	77	17	17	77	101	101	17
Ian Popplewell (17)	9	17	77	77	17	17	17	84
Clive White (35)	10	35	2	14	14	14	84	14
Alec Collinson (2)	11	2	14	2	2	2	14	2
Liam Shellcock (30)	12	30	35	35	35	84	2	35
Blake Woulds (19)	13	19	30	30	30	35	35	72
Sam Nicholson (22)	14	22	19	84	84	19	19	19
James Cowton (52)	15	52	72	19	19	72	72	80
Will Hodgson (14)	16	14	84	72	72	80	80	52
Acea Webb (80)	17	80	52	52	80	52	52	87
Dave Palfreman (72)	18	72	80	80	52	87	87	22
Graeme Frear (84)	19	84	22	22	22	22	22	64
Leigh Hutchinson (15)	20	15	87	87	87	15	15	15
Duane Bliss (87)	21	87	15	15	15	64	64	55
Allwyn Dalton (152)	22	152	152	152	152	55	55	152
Adam Palfreman (64)	23	64	64	64	64	152	152	73
Charlie Mowbray (73)	24	73	55	55	55	73	73	65
Phil Cox (55)	25	55	73	73	73	65	65	66
Paul Maxfield (5)	26	5	5	65	65	66	66	
Paul Varnham (65)	27	65	65	66	66			
Robert Owen (66)	28	66	66					

Chief Timekeeper:

Clerk of Course:

Weather & Track : Cloudy / Dry

Results: www.sportstimingservices.com

Printed: 07/08/2010 13:52:32





Thundersport GB - Rounds 10 and 11

Michelin Thundersport GP2 & Minitwin

Cadwell Park 2.173 Miles

Race 2

07/08/2010 13:37

Race started at 13:37:48

Lap	Lap Tm	Diff	Time of Day
(7) Alex Hutchinson			
1	1:42.422	+4.834	13:39:33.235
2	1:37.588		13:41:10.823
3	1:37.881	+0.293	13:42:48.704
4	1:38.156	+0.568	13:44:26.860
5	1:38.146	+0.558	13:46:05.006
6	1:37.903	+0.315	13:47:42.909
7	1:38.086	+0.498	13:49:20.995

(111) Alex Heaton			
1	1:42.377	+4.845	13:39:32.707
2	1:38.383	+0.851	13:41:11.090
3	1:37.532		13:42:48.622
4	1:38.405	+0.873	13:44:27.027
5	1:38.132	+0.600	13:46:05.159
6	1:37.931	+0.399	13:47:43.090
7	1:38.030	+0.498	13:49:21.120

(23) Danny Murphy			
1	1:42.556	+4.861	13:39:33.193
2	1:38.474	+0.779	13:41:11.667
3	1:37.695		13:42:49.362
4	1:38.134	+0.439	13:44:27.496
5	1:38.133	+0.438	13:46:05.629
6	1:37.838	+0.143	13:47:43.467
7	1:38.833	+1.138	13:49:22.300

(43) James Folkard			
1	1:42.860	+4.384	13:39:33.990
2	1:38.476		13:41:12.466
3	1:39.377	+0.901	13:42:51.843
4	1:39.451	+0.975	13:44:31.294
5	1:39.665	+1.189	13:46:10.959
6	1:39.170	+0.694	13:47:50.129
7	1:39.557	+1.081	13:49:29.686

(77) Alan Percival			
1	1:44.664	+6.148	13:39:36.327
2	1:40.626	+2.110	13:41:16.953
3	1:39.218	+0.702	13:42:56.171
4	1:38.516		13:44:34.687
5	1:38.607	+0.091	13:46:13.294
6	1:38.585	+0.069	13:47:51.879
7	1:39.364	+0.848	13:49:31.243

(25) Ben Gautrey			
1	1:43.729	+4.046	13:39:34.938
2	1:39.898	+0.215	13:41:14.836
3	1:39.786	+0.103	13:42:54.622
4	1:39.980	+0.297	13:44:34.602
5	1:39.683		13:46:14.285
6	1:39.830	+0.147	13:47:54.115
7	1:40.234	+0.551	13:49:34.349

(101) Andy Lawson			
1	1:44.155	+4.436	13:39:35.776
2	1:40.661	+0.942	13:41:16.437
3	1:39.719		13:42:56.156
4	1:39.869	+0.150	13:44:36.025
5	1:40.784	+1.065	13:46:16.809

Lap	Lap Tm	Diff	Time of Day
6	1:40.262	+0.543	13:47:57.071
7	1:40.201	+0.482	13:49:37.272

(17) Ian Poppelwell			
1	1:44.197	+4.327	13:39:35.885
2	1:40.707	+0.837	13:41:16.592
3	1:40.605	+0.735	13:42:57.197
4	1:39.880	+0.010	13:44:37.077
5	1:39.870		13:46:16.947
6	1:40.465	+0.595	13:47:57.412
7	1:40.320	+0.450	13:49:37.732

(84) Graeme Frear			
1	1:48.165	+7.534	13:39:41.464
2	1:41.422	+0.791	13:41:22.886
3	1:41.843	+1.212	13:43:04.729
4	1:41.336	+0.705	13:44:46.065
5	1:41.134	+0.503	13:46:27.199
6	1:40.631		13:48:07.830
7	1:40.665	+0.034	13:49:48.495

(14) Will Hodgson			
1	1:45.204	+3.797	13:39:38.096
2	1:41.407		13:41:19.503
3	1:42.388	+0.981	13:43:01.891
4	1:43.034	+1.627	13:44:44.925
5	1:42.284	+0.877	13:46:27.209
6	1:41.740	+0.333	13:48:08.949
7	1:42.680	+1.273	13:49:51.629

(2) Alec Collinson			
1	1:45.609	+4.101	13:39:37.696
2	1:43.277	+1.769	13:41:20.973
3	1:42.811	+1.303	13:43:03.784
4	1:41.994	+0.486	13:44:45.778
5	1:42.852	+1.344	13:46:28.630
6	1:41.508		13:48:10.138
7	1:41.919	+0.411	13:49:52.057

(35) Clive White			
1	1:46.205	+3.868	13:39:38.215
2	1:43.091	+0.754	13:41:21.306
3	1:43.041	+0.704	13:43:04.347
4	1:42.337		13:44:46.684
5	1:42.424	+0.087	13:46:29.108
6	1:42.496	+0.159	13:48:11.604
7	1:42.756	+0.419	13:49:54.360

(80) Acea Webb			
1	1:49.464	+6.795	13:39:42.363
2	1:43.707	+1.038	13:41:26.070
3	1:42.669		13:43:08.739
4	1:43.643	+0.974	13:44:52.382
5	1:43.096	+0.427	13:46:35.478
6	1:43.641	+0.972	13:48:19.119
7	1:43.172	+0.503	13:50:02.291

(19) Blake Woulds			
1	1:48.087	+4.851	13:39:40.624
2	1:43.928	+0.692	13:41:24.552
3	1:43.236		13:43:07.788

Lap	Lap Tm	Diff	Time of Day
4	1:43.800	+0.564	13:44:51.588
5	1:43.253	+0.017	13:46:34.841
6	1:44.024	+0.788	13:48:18.865
7	1:43.866	+0.630	13:50:02.731

(72) Dave Palfreman			
1	1:47.842	+4.975	13:39:40.780
2	1:44.228	+1.361	13:41:25.008
3	1:43.362	+0.495	13:43:08.370
4	1:43.811	+0.944	13:44:52.181
5	1:42.867		13:46:35.048
6	1:43.582	+0.715	13:48:18.630
7	1:45.164	+2.297	13:50:03.794

(52) James Cowton			
1	1:48.708	+4.406	13:39:41.507
2	1:44.388	+0.086	13:41:25.895
3	1:44.612	+0.310	13:43:10.507
4	1:44.558	+0.256	13:44:55.065
5	1:44.302		13:46:39.367
6	1:44.942	+0.640	13:48:24.309
7	1:45.122	+0.820	13:50:09.431

(87) Duane Bliss			
1	1:50.384	+6.530	13:39:43.954
2	1:44.796	+0.942	13:41:28.750
3	1:44.269	+0.415	13:43:13.019
4	1:45.541	+1.687	13:44:58.560
5	1:44.585	+0.731	13:46:43.145
6	1:44.224	+0.370	13:48:27.369
7	1:43.854		13:50:11.223

(22) Sam Nicholson			
1	1:50.697	+6.343	13:39:43.342
2	1:44.522	+0.168	13:41:27.864
3	1:44.648	+0.294	13:43:12.512
4	1:49.229	+4.875	13:45:01.741
5	1:44.354		13:46:46.095
6	1:44.418	+0.064	13:48:30.513
7	1:44.600	+0.246	13:50:15.113

(64) Adam Palfreman			
1	1:52.432	+5.045	13:39:46.263
2	1:48.242	+0.855	13:41:34.505
3	1:48.376	+0.989	13:43:22.881
4	1:48.440	+1.053	13:45:11.321
5	1:50.268	+2.881	13:47:01.589
6	1:50.216	+2.829	13:48:51.805
7	1:47.387		13:50:39.192

(55) Phil Cox			
1	1:53.250	+5.086	13:39:47.436
2	1:48.164		13:41:35.600
3	1:48.603	+0.439	13:43:24.203
4	1:48.925	+0.761	13:45:13.128
5	1:49.026	+0.862	13:47:02.154
6	1:50.314	+2.150	13:48:52.468
7	1:48.202	+0.038	13:50:40.670

(152) Allwyn Dalton			
1	1:51.814	+3.543	13:39:45.480

Chief Timekeeper:

Clerk of Course:

Weather & Track : Cloudy / Dry

Results: www.sportstimingservices.com

Printed: 07/08/2010 13:52:02





Thundersport GB - Rounds 10 and 11

Michelin Thundersport GP2 & Minitwin

Cadwell Park 2.173 Miles

Race 2

07/08/2010 13:37

Race started at 13:37:48

Lap	Lap Tm	Diff	Time of Day
2	1:48.285	+0.014	13:41:33.765
3	1:48.830	+0.559	13:43:22.595
4	1:50.989	+2.718	13:45:13.584
5	1:49.024	+0.753	13:47:02.608
6	1:49.979	+1.708	13:48:52.587
7	1:48.271		13:50:40.858

(15) Leigh Hutchinson

1	1:50.996	+4.185	13:39:44.416
2	1:46.811		13:41:31.227
3	1:49.544	+2.733	13:43:20.771
4	1:50.366	+3.555	13:45:11.137
5	1:49.634	+2.823	13:47:00.771
6	1:51.041	+4.230	13:48:51.812
7	1:51.162	+4.351	13:50:42.974

(65) Paul Varnham

1	1:55.110	+7.113	13:39:49.744
2	1:50.103	+2.106	13:41:39.847
3	1:50.775	+2.778	13:43:30.622
4	1:50.886	+2.889	13:45:21.508
5	1:49.553	+1.556	13:47:11.061
6	1:49.410	+1.413	13:49:00.471
7	1:47.997		13:50:48.468

(73) Charlie Mowbray

1	1:54.414	+5.617	13:39:48.398
2	1:48.797		13:41:37.195
3	1:49.584	+0.787	13:43:26.779
4	1:50.315	+1.518	13:45:17.094
5	1:52.443	+3.646	13:47:09.537
6	1:50.712	+1.915	13:49:00.249
7	1:50.040	+1.243	13:50:50.289

(66) Robert Owen

1	1:57.842	+3.419	13:39:52.725
2	1:54.801	+0.378	13:41:47.526
3	1:54.423		13:43:41.949
4	1:54.574	+0.151	13:45:36.523
5	1:55.005	+0.582	13:47:31.528
6	1:54.482	+0.059	13:49:26.010

(100) Connor Tagg

1	1:42.922	+5.295	13:39:34.104
2	1:37.704	+0.077	13:41:11.808
3	1:37.627		13:42:49.435
4	1:38.119	+0.492	13:44:27.554
5	1:41.938	+4.311	13:46:09.492

(30) Liam Shellcock

1	1:46.490	+3.643	13:39:38.759
2	1:42.847		13:41:21.606
3	1:43.117	+0.270	13:43:04.723

(5) Paul Maxfield

1	1:54.375		13:39:48.804
---	----------	--	--------------

Lap	Lap Tm	Diff	Time of Day
-----	--------	------	-------------

Lap	Lap Tm	Diff	Time of Day
-----	--------	------	-------------

Chief Timekeeper:

Clerk of Course:

Weather & Track : Cloudy / Dry

Results: www.sportstimingservices.com

Printed: 07/08/2010 13:52:02





Thundersport GB - Rounds 10 and 11

Sorted on Laps

Michelin Thundersport GP2 & Minitwin

Cadwell Park 2.173 Miles

Race 10

07/08/2010 17:27

Race started at 17:27:17

Pos	No.	Name	Class	Make	Model	Laps	Total Tm	Diff	Best Tm	Best Spd	In Lap
1	111	Alex Heaton	GP2	Ducati	800	8	13:05.804		1:36.382	81.165	5
2	7	Alex Hutchinson	GP2	Kawasaki	400	8	13:05.912	0.108	1:36.402	81.148	6
3	23	Danny Murphy	GP2	Aprilia	450	8	13:16.636	10.832	1:37.657	80.105	6
4	100	Connor Tagg	GP2	Aprilia	450	8	13:20.796	14.992	1:38.507	79.414	3
5	101	Andy Lawson	Minitwin	Suzuki	650 M	8	13:28.919	23.115	1:39.858	78.339	4
6	17	Ian Popplewell	Minitwin	Kawasaki	650 M	8	13:28.983	23.179	1:38.800	79.178	2
7	43	James Folkard	GP2	Aprilia	450	8	13:29.736	23.932	1:38.600	79.339	5
8	77	Alan Percival	GP2	Kawasaki	400	8	13:31.984	26.180	1:38.397	79.502	6
9	35	Clive White	Minitwin	Suzuki	650 M	8	13:36.313	30.509	1:40.128	78.128	3
10	84	Graeme Frear	GP2	Kawasaki	400	8	13:39.259	33.455	1:39.519	78.606	8
11	14	Will Hodgson	GP2	Aprilia	450	8	13:41.649	35.845	1:40.009	78.221	2
12	2	Alec Collinson	GP2	Kawasaki	400	8	13:45.618	39.814	1:41.980	76.709	3
13	30	Liam Shellcock	GP2	Aprilia	450	8	13:46.430	40.626	1:41.922	76.753	5
14	80	Acea Webb	GP2	Aprilia	450	8	13:47.135	41.331	1:41.736	76.893	5
15	52	James Cowton	GP2	Honda	400	8	14:01.860	56.056	1:43.475	75.601	3
16	19	Blake Woulds	GP2	Aprilia	450	8	14:01.876	56.072	1:43.596	75.513	8
17	72	Dave Palfreman	Minitwin	Suzuki	650 M	8	14:02.444	56.640	1:43.543	75.551	8
18	22	Sam Nicholson	Minitwin	Suzuki	650 M	8	14:05.962	1:00.158	1:43.975	75.237	5
19	87	Duane Bliss	Minitwin	Kawasaki	650 M	8	14:19.180	1:13.376	1:44.651	74.751	5
20	64	Adam Palfreman	Minitwin	Suzuki	650 M	8	14:34.979	1:29.175	1:47.463	72.795	8
21	15	Leigh Hutchinson	Minitwin	Suzuki	650 M	8	14:35.311	1:29.507	1:47.276	72.922	7
22	152	Allwyn Dalton	GP2	Kawasaki	400	8	14:35.527	1:29.723	1:47.138	73.016	8
23	55	Phil Cox	GP2	Yamaha	400	8	14:40.178	1:34.374	1:47.773	72.586	6
24	73	Charlie Mowbray	GP2	Suzuki	650	8	14:44.935	1:39.131	1:48.886	71.844	6
25	65	Paul Varnham	GP2	Kawasaki	400	8	14:51.748	1:45.944	1:48.379	72.180	5
26	66	Robert Owen	GP2	Honda	400	7	13:37.665	1 Lap	1:54.192	68.506	6

Not classified ()

25	Ben Gautrey	GP2	Aprilia	450	6	9:59.231	DNF	1:38.501	79.418	5
5	Paul Maxfield	GP2	Honda	400	4	7:35.876	DNF	1:51.178	70.363	2

Margin of Victory	Avg. Speed	Best Lap Tm	Best Spd	Best Lap by
0.108	79.641	1:36.382	81.165	111 - Alex Heaton

Chief Timekeeper:

Clerk of Course:

Weather & Track :Cloudy / Dry

Results: www.sportstiming.com





Thundersport GB - Rounds 10 and 11

Lapchart

Michelin Thundersport GP2 & Minitwin

Cadwell Park 2.173 Miles

Race 10

07/08/2010 17:27

Race started at 17:27:17

Competitors	Laps									
	0	1	2	3	4	5	6	7	8	
Alex Heaton (111)	1	111	7	7	111	111	111	111	111	111
Alex Hutchinson (7)	2	7	111	111	7	7	7	7	7	7
Danny Murphy (23)	3	23	100	100	100	100	100	25	23	23
Connor Tagg (100)	4	100	25	25	25	25	25	100	100	100
Ben Gautrey (25)	5	25	77	77	77	77	77	77	77	101
James Folkard (43)	6	43	101	23	23	23	23	23	101	17
Andy Lawson (101)	7	101	23	101	101	101	101	101	17	43
Alan Percival (77)	8	77	2	17	17	17	17	17	43	77
Ian Popplewell (17)	9	17	14	14	14	43	43	43	35	35
Clive White (35)	10	35	35	43	35	14	35	35	14	84
Alec Collinson (2)	11	2	17	35	43	35	14	14	84	14
Liam Shellcock (30)	12	30	43	2	2	2	2	84	2	2
Blake Woulds (19)	13	19	30	30	30	84	84	2	30	30
Sam Nicholson (22)	14	22	80	80	80	30	30	30	80	80
Acea Webb (80)	15	80	19	84	84	80	80	80	52	52
Will Hodgson (14)	16	14	72	19	19	19	19	52	19	19
James Cowton (52)	17	52	52	72	52	52	52	19	72	72
Dave Palfreman (72)	18	72	22	52	72	72	72	72	22	22
Leigh Hutchinson (15)	19	15	84	22	22	22	22	22	87	87
Allwyn Dalton (152)	20	152	15	64	64	87	87	87	64	64
Adam Palfreman (64)	21	64	64	15	87	64	64	64	15	15
Charlie Mowbray (73)	22	73	152	152	15	15	15	15	152	152
Paul Maxfield (5)	23	5	73	87	152	152	152	152	55	55
Phil Cox (55)	24	55	55	73	73	73	55	55	73	73
Graeme Frear (84)	25	84	5	55	55	55	73	73	65	65
Paul Varnham (65)	26	65	87	5	5	5	65	65	66	
Robert Owen (66)	27	66	65	65	65	65	66	66		
Duane Bliss (87)	28	87	66	66	66	66				

Chief Timekeeper:

Clerk of Course:

Weather & Track :Cloudy / Dry

Results: www.sportstimingservices.com

Printed: 07/08/2010 17:43:40





Thundersport GB - Rounds 10 and 11

Michelin Thundersport GP2 & Minitwin

Cadwell Park 2.173 Miles

Race 10

07/08/2010 17:27

Race started at 17:27:17

Lap	Lap Tm	Diff	Time of Day
(111) Alex Heaton			
1	1:42.420	+6.038	17:29:01.974
2	1:38.720	+2.338	17:30:40.694
3	1:37.221	+0.839	17:32:17.915
4	1:38.272	+1.890	17:33:56.187
5	1:36.382		17:35:32.569
6	1:36.766	+0.384	17:37:09.335
7	1:36.734	+0.352	17:38:46.069
8	1:36.886	+0.504	17:40:22.955

Lap	Lap Tm	Diff	Time of Day
(7) Alex Hutchinson			
1	1:41.856	+5.454	17:29:01.668
2	1:38.706	+2.304	17:30:40.374
3	1:37.955	+1.553	17:32:18.329
4	1:37.913	+1.511	17:33:56.242
5	1:36.970	+0.568	17:35:33.212
6	1:36.402		17:37:09.614
7	1:36.864	+0.462	17:38:46.478
8	1:36.585	+0.183	17:40:23.063

Lap	Lap Tm	Diff	Time of Day
(23) Danny Murphy			
1	1:45.963	+8.306	17:29:06.034
2	1:38.940	+1.283	17:30:44.974
3	1:39.239	+1.582	17:32:24.213
4	1:38.210	+0.553	17:34:02.423
5	1:37.695	+0.038	17:35:40.118
6	1:37.657		17:37:17.775
7	1:38.208	+0.551	17:38:55.983
8	1:37.804	+0.147	17:40:33.787

Lap	Lap Tm	Diff	Time of Day
(100) Connor Tagg			
1	1:42.261	+3.754	17:29:02.373
2	1:38.675	+0.168	17:30:41.048
3	1:38.507		17:32:19.555
4	1:38.788	+0.281	17:33:58.343
5	1:38.797	+0.290	17:35:37.140
6	1:39.305	+0.798	17:37:16.445
7	1:41.432	+2.925	17:38:57.877
8	1:40.070	+1.563	17:40:37.947

Lap	Lap Tm	Diff	Time of Day
(101) Andy Lawson			
1	1:44.047	+4.189	17:29:04.691
2	1:40.317	+0.459	17:30:45.008
3	1:39.914	+0.056	17:32:24.922
4	1:39.858		17:34:04.780
5	1:40.009	+0.151	17:35:44.789
6	1:40.825	+0.967	17:37:25.614
7	1:40.120	+0.262	17:39:05.734
8	1:40.336	+0.478	17:40:46.070

Lap	Lap Tm	Diff	Time of Day
(17) Ian Popplewell			
1	1:46.069	+7.269	17:29:06.987
2	1:38.800		17:30:45.787
3	1:39.974	+1.174	17:32:25.761
4	1:39.609	+0.809	17:34:05.370
5	1:39.721	+0.921	17:35:45.091
6	1:40.597	+1.797	17:37:25.688
7	1:40.192	+1.392	17:39:05.880
8	1:40.254	+1.454	17:40:46.134

Lap	Lap Tm	Diff	Time of Day
(43) James Folkard			
1	1:47.071	+8.471	17:29:07.382
2	1:39.780	+1.180	17:30:47.162
3	1:40.523	+1.923	17:32:27.685
4	1:40.330	+1.730	17:34:08.015
5	1:38.600		17:35:46.615
6	1:39.229	+0.629	17:37:25.844
7	1:40.334	+1.734	17:39:06.178
8	1:40.709	+2.109	17:40:46.887

Lap	Lap Tm	Diff	Time of Day
(77) Alan Percival			
1	1:42.626	+4.229	17:29:03.314
2	1:38.810	+0.413	17:30:42.124
3	1:38.904	+0.507	17:32:21.028
4	1:38.943	+0.546	17:33:59.971
5	1:39.315	+0.918	17:35:39.286
6	1:38.397		17:37:17.683
7	1:44.865	+6.468	17:39:02.548
8	1:46.587	+8.190	17:40:49.135

Lap	Lap Tm	Diff	Time of Day
(35) Clive White			
1	1:45.573	+5.445	17:29:06.590
2	1:40.812	+0.684	17:30:47.402
3	1:40.128		17:32:27.530
4	1:41.042	+0.914	17:34:08.572
5	1:40.251	+0.123	17:35:48.823
6	1:40.624	+0.496	17:37:29.447
7	1:41.291	+1.163	17:39:10.738
8	1:42.726	+2.598	17:40:53.464

Lap	Lap Tm	Diff	Time of Day
(84) Graeme Frear			
1	1:48.060	+8.541	17:29:11.375
2	1:41.708	+2.189	17:30:53.083
3	1:40.280	+0.761	17:32:33.363
4	1:40.750	+1.231	17:34:14.113
5	1:42.231	+2.712	17:35:56.344
6	1:40.136	+0.617	17:37:36.480
7	1:40.411	+0.892	17:39:16.891
8	1:39.519		17:40:56.410

Lap	Lap Tm	Diff	Time of Day
(14) Will Hodgson			
1	1:44.662	+4.653	17:29:06.510
2	1:40.009		17:30:46.519
3	1:40.228	+0.219	17:32:26.747
4	1:41.736	+1.727	17:34:08.483
5	1:41.738	+1.729	17:35:50.221
6	1:43.585	+3.576	17:37:33.806
7	1:43.018	+3.009	17:39:16.824
8	1:41.976	+1.967	17:40:58.800

Lap	Lap Tm	Diff	Time of Day
(2) Alec Collinson			
1	1:45.173	+3.193	17:29:06.243
2	1:43.288	+1.308	17:30:49.531
3	1:41.980		17:32:31.511
4	1:42.080	+0.100	17:34:13.591
5	1:42.532	+0.552	17:35:56.123
6	1:42.336	+0.356	17:37:38.459
7	1:42.051	+0.071	17:39:20.510
8	1:42.259	+0.279	17:41:02.769

Lap	Lap Tm	Diff	Time of Day
(30) Liam Shellcock			

Lap	Lap Tm	Diff	Time of Day
1	1:46.525	+4.603	17:29:07.762
2	1:42.298	+0.376	17:30:50.060
3	1:42.194	+0.272	17:32:32.254
4	1:42.523	+0.601	17:34:14.777
5	1:41.922		17:35:56.699
6	1:42.586	+0.664	17:37:39.285
7	1:42.123	+0.201	17:39:21.408
8	1:42.173	+0.251	17:41:03.581

Lap	Lap Tm	Diff	Time of Day
(80) Acea Webb			
1	1:46.423	+4.687	17:29:08.225
2	1:42.115	+0.379	17:30:50.340
3	1:42.216	+0.480	17:32:32.556
4	1:42.739	+1.003	17:34:15.295
5	1:41.736		17:35:57.031
6	1:42.627	+0.891	17:37:39.658
7	1:42.803	+1.067	17:39:22.461
8	1:41.825	+0.089	17:41:04.286

Lap	Lap Tm	Diff	Time of Day
(52) James Cowton			
1	1:48.703	+5.228	17:29:10.655
2	1:44.593	+1.118	17:30:55.248
3	1:43.475		17:32:38.723
4	1:44.329	+0.854	17:34:23.052
5	1:43.948	+0.473	17:36:07.000
6	1:43.900	+0.425	17:37:50.900
7	1:43.811	+0.336	17:39:34.711
8	1:44.300	+0.825	17:41:19.011

Lap	Lap Tm	Diff	Time of Day
(19) Blake Woulds			
1	1:47.794	+4.198	17:29:09.420
2	1:44.295	+0.699	17:30:53.715
3	1:44.425	+0.829	17:32:38.140
4	1:44.468	+0.872	17:34:22.608
5	1:43.979	+0.383	17:36:06.587
6	1:44.671	+1.075	17:37:51.258
7	1:44.173	+0.577	17:39:35.431
8	1:43.596		17:41:19.027

Lap	Lap Tm	Diff	Time of Day
(72) Dave Palfreman			
1	1:48.250	+4.707	17:29:10.340
2	1:44.569	+1.026	17:30:54.909
3	1:44.505	+0.962	17:32:39.414
4	1:44.873	+1.330	17:34:24.287
5	1:43.708	+0.165	17:36:07.995
6	1:43.776	+0.233	17:37:51.771
7	1:44.281	+0.738	17:39:36.052
8	1:43.543		17:41:19.595

Lap	Lap Tm	Diff	Time of Day
(22) Sam Nicholson			
1	1:49.592	+5.617	17:29:11.286
2	1:45.087	+1.112	17:30:56.373
3	1:44.407	+0.432	17:32:40.780
4	1:44.494	+0.519	17:34:25.274
5	1:43.975		17:36:09.249
6	1:44.271	+0.296	17:37:53.520
7	1:44.554	+0.579	17:39:38.074
8	1:45.039	+1.064	17:41:23.113

Lap	Lap Tm	Diff	Time of Day
(87) Duane Bliss			
1	1:53.879	+9.228	17:29:17.896

Chief Timekeeper:

Clerk of Course:

Weather & Track :Cloudy / Dry

Results: www.sportstimingservices.com

Printed: 07/08/2010 17:43:23





Thundersport GB - Rounds 10 and 11

Michelin Thundersport GP2 & Minitwin

Cadwell Park 2.173 Miles

Race 10

07/08/2010 17:27

Race started at 17:27:17

Lap	Lap Tm	Diff	Time of Day
2	1:47.096	+2.445	17:31:04.992
3	1:46.305	+1.654	17:32:51.297
4	1:44.691	+0.040	17:34:35.988
5	1:44.651		17:36:20.639
6	1:45.118	+0.467	17:38:05.757
7	1:45.199	+0.548	17:39:50.956
8	1:45.375	+0.724	17:41:36.331

(64) Adam Palfreman

1	1:51.601	+4.138	17:29:14.390
2	1:48.052	+0.589	17:31:02.442
3	1:48.508	+1.045	17:32:50.950
4	1:49.319	+1.856	17:34:40.269
5	1:49.362	+1.899	17:36:29.631
6	1:47.540	+0.077	17:38:17.171
7	1:47.496	+0.033	17:40:04.667
8	1:47.463		17:41:52.130

(15) Leigh Hutchinson

1	1:51.973	+4.697	17:29:14.362
2	1:50.032	+2.756	17:31:04.394
3	1:49.060	+1.784	17:32:53.454
4	1:48.610	+1.334	17:34:42.064
5	1:48.084	+0.808	17:36:30.148
6	1:47.740	+0.464	17:38:17.888
7	1:47.276		17:40:05.164
8	1:47.298	+0.022	17:41:52.462

(152) Allwyn Dalton

1	1:52.419	+5.281	17:29:15.011
2	1:49.564	+2.426	17:31:04.575
3	1:49.183	+2.045	17:32:53.758
4	1:48.715	+1.577	17:34:42.473
5	1:47.896	+0.758	17:36:30.369
6	1:47.927	+0.789	17:38:18.296
7	1:47.244	+0.106	17:40:05.540
8	1:47.138		17:41:52.678

(55) Phil Cox

1	1:53.867	+6.094	17:29:17.105
2	1:49.839	+2.066	17:31:06.944
3	1:49.046	+1.273	17:32:55.990
4	1:48.833	+1.060	17:34:44.823
5	1:48.916	+1.143	17:36:33.739
6	1:47.773		17:38:21.512
7	1:47.782	+0.009	17:40:09.294
8	1:48.035	+0.262	17:41:57.329

(73) Charlie Mowbray

1	1:52.866	+3.980	17:29:15.758
2	1:49.819	+0.933	17:31:05.577
3	1:49.179	+0.293	17:32:54.756
4	1:49.781	+0.895	17:34:44.537
5	1:50.181	+1.295	17:36:34.718
6	1:48.886		17:38:23.604
7	1:49.459	+0.573	17:40:13.063
8	1:49.023	+0.137	17:42:02.086

(65) Paul Varnham

1	1:56.438	+8.059	17:29:19.960
2	1:49.838	+1.459	17:31:09.798

Lap	Lap Tm	Diff	Time of Day
3	1:53.098	+4.719	17:33:02.896
4	1:50.223	+1.844	17:34:53.119
5	1:48.379		17:36:41.498
6	1:49.072	+0.693	17:38:30.570
7	1:49.272	+0.893	17:40:19.842
8	1:49.057	+0.678	17:42:08.899

(66) Robert Owen

1	1:59.987	+5.795	17:29:23.850
2	1:57.097	+2.905	17:31:20.947
3	1:55.376	+1.184	17:33:16.323
4	1:54.839	+0.647	17:35:11.162
5	1:54.777	+0.585	17:37:05.939
6	1:54.192		17:39:00.131
7	1:54.685	+0.493	17:40:54.816

(25) Ben Gautrey

1	1:42.561	+4.060	17:29:02.776
2	1:38.732	+0.231	17:30:41.508
3	1:38.854	+0.353	17:32:20.362
4	1:38.554	+0.053	17:33:58.916
5	1:38.501		17:35:37.417
6	1:38.965	+0.464	17:37:16.382

(5) Paul Maxfield

1	1:54.521	+3.343	17:29:17.742
2	1:51.178		17:31:08.920
3	1:52.310	+1.132	17:33:01.230
4	1:51.797	+0.619	17:34:53.027

Chief Timekeeper:

Clerk of Course:

Weather & Track :Cloudy / Dry

Results: www.sportstimingservices.com

Printed: 07/08/2010 17:43:23





Thundersport GB - Rounds 10 and 11

Sorted on Laps

Michelin Thundersport GP2 & Minitwin

Cadwell Park 2.173 Miles

Race 3

08/08/2010 11:25

Race started at 11:25:01

Pos	No.	Name	Class	Make	Model	Laps	Total Tm	Diff	Best Tm	Best Spd	In Lap
1	7	Alex Hutchinson	GP2	Kawasaki	400	8	13:10.048		1:37.593	80.157	6
2	23	Danny Murphy	GP2	Aprilia	450	8	13:13.049	3.001	1:37.520	80.217	2
3	43	James Folkard	GP2	Aprilia	450	8	13:15.135	5.087	1:37.371	80.340	8
4	100	Connor Tagg	GP2	Aprilia	450	8	13:15.562	5.514	1:38.055	79.780	8
5	101	Andy Lawson	Minitwin	Suzuki	650 M	8	13:21.172	11.124	1:38.473	79.441	5
6	25	Ben Gautrey	GP2	Aprilia	450	8	13:21.211	11.163	1:38.209	79.655	5
7	84	Graeme Frear	GP2	Kawasaki	400	8	13:31.271	21.223	1:38.389	79.509	7
8	35	Clive White	Minitwin	Suzuki	650 M	8	13:39.786	29.738	1:40.925	77.511	8
9	2	Alec Collinson	GP2	Kawasaki	400	8	13:41.247	31.199	1:40.758	77.639	4
10	30	Liam Shellcock	GP2	Aprilia	450	8	13:44.417	34.369	1:40.893	77.536	2
11	52	James Cowton	GP2	Honda	400	8	13:52.834	42.786	1:42.732	76.148	6
12	19	Blake Woulds	GP2	Aprilia	450	8	13:53.248	43.200	1:42.697	76.174	6
13	72	Dave Palfreman	Minitwin	Suzuki	650 M	8	13:58.028	47.980	1:42.986	75.960	2
14	22	Sam Nicholson	Minitwin	Suzuki	650 M	8	14:01.952	51.904	1:43.601	75.509	5
15	80	Acea Webb	GP2	Aprilia	450	8	14:02.067	52.019	1:42.294	76.474	5
16	87	Duane Bliss	Minitwin	Kawasaki	650 M	8	14:20.573	1:10.525	1:45.191	74.368	7
17	64	Adam Palfreman	Minitwin	Suzuki	650 M	8	14:25.829	1:15.781	1:45.360	74.248	8
18	15	Leigh Hutchinson	Minitwin	Suzuki	650 M	8	14:27.505	1:17.457	1:46.646	73.353	2
19	55	Phil Cox	GP2	Yamaha	400	8	14:33.534	1:23.486	1:46.889	73.186	8
20	65	Paul Varnham	GP2	Kawasaki	400	8	14:35.261	1:25.213	1:47.115	73.032	6
21	152	Allwyn Dalton	GP2	Kawasaki	400	8	14:35.390	1:25.342	1:47.155	73.005	6
22	73	Charlie Mowbray	GP2	Suzuki	650	8	14:36.753	1:26.705	1:47.300	72.906	7
23	5	Paul Maxfield	GP2	Honda	400	8	14:49.922	1:39.874	1:48.953	71.800	2
24	66	Robert Owen	GP2	Honda	400	7	13:31.535	1 Lap	1:52.145	69.756	7

Not classified ()

111	Alex Heaton	GP2	Ducati	800	2	3:22.833	DNF	1:38.488	79.429	2
14	Will Hodgson	GP2	Aprilia	450	2	3:41.520	DNF	1:43.213	75.793	1
17	Ian Popplewell	Minitwin	Kawasaki	650 M	8	13:24.072	DQ	1:38.930	79.074	4

Announcements

No.17 - Excluded - Ignoring Black/Orange Flag

Margin of Victory	Avg. Speed	Best Lap Tm	Best Spd	Best Lap by
3.001	79.213	1:37.371	80.340	43 - James Folkard

Chief Timekeeper:

Clerk of Course:

Weather & Track : Bright / Dry

Results: www.sportstiming.com





Thundersport GB - Rounds 10 and 11

Lapchart

Michelin Thundersport GP2 & Minitwin

Cadwell Park 2.173 Miles

Race 3

08/08/2010 11:25

Race started at 11:25:01

Competitors	Laps								
	0	1	2	3	4	5	6	7	8
Alex Heaton (111)	1	111	111	7	7	7	7	7	7
Alex Hutchinson (7)	2	7	7	111	23	23	23	23	23
Danny Murphy (23)	3	23	25	23	100	100	100	100	43
Connor Tagg (100)	4	100	23	25	25	43	43	43	100
Ben Gautrey (25)	5	25	101	100	43	25	25	25	101
James Folkard (43)	6	43	100	43	101	101	101	25	25
Andy Lawson (101)	7	101	43	101	17	17	17	17	17
Ian Popplewell (17)	8	17	17	17	30	30	2	84	84
Alec Collinson (2)	9	2	14	30	2	2	84	2	35
Clive White (35)	10	35	30	2	84	84	30	35	2
Liam Shellcock (30)	11	30	2	35	35	35	35	30	30
Blake Woulds (19)	12	19	35	84	19	52	52	52	52
Sam Nicholson (22)	13	22	19	19	52	19	19	19	19
Acea Webb (80)	14	80	84	52	72	72	72	72	72
James Cowton (52)	15	52	52	72	22	22	22	22	22
Will Hodgson (14)	16	14	72	22	80	80	80	80	80
Dave Palfreman (72)	17	72	22	15	15	87	87	87	87
Graeme Frear (84)	18	84	15	14	87	15	15	15	64
Duane Bliss (87)	19	87	87	80	55	64	64	64	15
Leigh Hutchinson (15)	20	15	73	87	64	55	55	55	55
Charlie Mowbray (73)	21	73	55	55	73	73	73	73	65
Allwyn Dalton (152)	22	152	64	73	65	65	65	65	152
Adam Palfreman (64)	23	64	80	64	152	152	152	152	73
Phil Cox (55)	24	55	152	65	5	5	5	5	5
Paul Maxfield (5)	25	5	65	152	66	66	66	66	66
Paul Varnham (65)	26	65	5	5					
Robert Owen (66)	27	66	66	66					

Chief Timekeeper:

Clerk of Course:

Weather & Track : Bright / Dry

Results: www.sportstimingservices.com

Printed: 08/08/2010 11:42:35





Thundersport GB - Rounds 10 and 11

Michelin Thundersport GP2 & Minitwin

Cadwell Park 2.173 Miles

Race 3

08/08/2010 11:25

Race started at 11:25:01

Lap	Lap Tm	Diff	Time of Day
(7) Alex Hutchinson			
1	1:42.089	+4.496	11:26:46.840
2	1:37.667	+0.074	11:28:24.507
3	1:37.938	+0.345	11:30:02.445
4	1:38.257	+0.664	11:31:40.702
5	1:37.873	+0.280	11:33:18.575
6	1:37.593	+0.188	11:34:56.168
7	1:37.781	+0.188	11:36:33.949
8	1:38.029	+0.436	11:38:11.978

(23) Danny Murphy			
1	1:43.146	+5.626	11:26:47.947
2	1:37.520		11:28:25.467
3	1:37.765	+0.245	11:30:03.232
4	1:38.001	+0.481	11:31:41.233
5	1:37.940	+0.420	11:33:19.173
6	1:37.553	+0.033	11:34:56.726
7	1:38.672	+1.152	11:36:35.398
8	1:39.581	+2.061	11:38:14.979

(43) James Folkard			
1	1:43.628	+6.257	11:26:48.889
2	1:38.445	+1.074	11:28:27.334
3	1:38.938	+1.567	11:30:06.272
4	1:38.280	+0.909	11:31:44.552
5	1:37.798	+0.427	11:33:22.350
6	1:38.672	+1.301	11:35:01.022
7	1:38.672	+1.301	11:36:39.694
8	1:37.371		11:38:17.065

(100) Connor Tagg			
1	1:43.637	+5.582	11:26:48.675
2	1:38.526	+0.471	11:28:27.201
3	1:38.215	+0.160	11:30:05.416
4	1:38.308	+0.253	11:31:43.724
5	1:38.546	+0.491	11:33:22.270
6	1:38.476	+0.421	11:35:00.746
7	1:38.691	+0.636	11:36:39.437
8	1:38.055		11:38:17.492

(101) Andy Lawson			
1	1:43.117	+4.644	11:26:48.580
2	1:39.610	+1.137	11:28:28.190
3	1:38.906	+0.433	11:30:07.096
4	1:38.636	+0.163	11:31:45.732
5	1:38.473		11:33:24.205
6	1:39.441	+0.968	11:35:03.646
7	1:39.203	+0.730	11:36:42.849
8	1:40.253	+1.780	11:38:23.102

(25) Ben Gautrey			
1	1:42.740	+4.531	11:26:47.837
2	1:39.358	+1.149	11:28:27.195
3	1:38.970	+0.761	11:30:06.165
4	1:38.757	+0.548	11:31:44.922
5	1:38.209		11:33:23.131
6	1:40.466	+2.257	11:35:03.597
7	1:39.558	+1.349	11:36:43.155
8	1:39.986	+1.777	11:38:23.141

Lap	Lap Tm	Diff	Time of Day
(84) Graeme Frear			
1	1:46.724	+8.335	11:26:53.848
2	1:39.820	+1.431	11:28:33.668
3	1:41.461	+3.072	11:30:15.129
4	1:40.913	+2.524	11:31:56.042
5	1:41.035	+2.646	11:33:37.077
6	1:39.079	+0.690	11:35:16.156
7	1:38.389		11:36:54.545
8	1:38.656	+0.267	11:38:33.201

(35) Clive White			
1	1:45.905	+4.980	11:26:51.875
2	1:41.776	+0.851	11:28:33.651
3	1:41.929	+1.004	11:30:15.580
4	1:41.380	+0.455	11:31:56.960
5	1:40.970	+0.045	11:33:37.930
6	1:41.353	+0.428	11:35:19.283
7	1:41.508	+0.583	11:37:00.791
8	1:40.925		11:38:41.716

(2) Alec Collinson			
1	1:45.550	+4.792	11:26:51.518
2	1:41.848	+1.090	11:28:33.366
3	1:41.595	+0.837	11:30:14.961
4	1:40.758		11:31:55.719
5	1:41.241	+0.483	11:33:36.960
6	1:41.929	+1.171	11:35:18.889
7	1:43.405	+2.647	11:37:02.294
8	1:40.883	+0.125	11:38:43.177

(30) Liam Shellcock			
1	1:44.411	+3.518	11:26:50.616
2	1:40.893		11:28:31.509
3	1:41.722	+0.829	11:30:13.231
4	1:41.138	+0.245	11:31:54.369
5	1:43.300	+2.407	11:33:37.669
6	1:42.198	+1.305	11:35:19.867
7	1:43.223	+2.330	11:37:03.090
8	1:43.257	+2.364	11:38:46.347

(52) James Cowton			
1	1:47.218	+4.486	11:26:53.916
2	1:42.841	+0.109	11:28:36.757
3	1:43.338	+0.606	11:30:20.095
4	1:42.907	+0.175	11:32:03.002
5	1:43.072	+0.340	11:33:46.074
6	1:42.732		11:35:28.806
7	1:43.006	+0.274	11:37:11.812
8	1:42.952	+0.220	11:38:54.764

(19) Blake Woulds			
1	1:46.743	+4.046	11:26:53.135
2	1:42.956	+0.259	11:28:36.091
3	1:43.579	+0.882	11:30:19.670
4	1:43.993	+1.296	11:32:03.663
5	1:43.112	+0.415	11:33:46.775
6	1:42.697		11:35:29.472
7	1:42.890	+0.193	11:37:12.362
8	1:42.816	+0.119	11:38:55.178

(72) Dave Palfreman			
----------------------------	--	--	--

Lap	Lap Tm	Diff	Time of Day
1	1:47.945	+4.959	11:26:54.729
2	1:42.986		11:28:37.715
3	1:43.709	+0.723	11:30:21.424
4	1:43.620	+0.634	11:32:05.044
5	1:43.713	+0.727	11:33:48.757
6	1:43.516	+0.530	11:35:32.273
7	1:43.569	+0.583	11:37:15.842
8	1:44.116	+1.130	11:38:59.958

(22) Sam Nicholson			
1	1:48.928	+5.327	11:26:55.417
2	1:44.296	+0.695	11:28:39.713
3	1:44.004	+0.403	11:30:23.717
4	1:43.722	+0.121	11:32:07.439
5	1:43.601		11:33:51.040
6	1:43.768	+0.167	11:35:34.808
7	1:44.608	+1.007	11:37:19.416
8	1:44.466	+0.865	11:39:03.882

(80) Acea Webb			
1	1:54.329	+12.035	11:27:00.909
2	1:44.105	+1.811	11:28:45.014
3	1:44.545	+2.251	11:30:29.559
4	1:42.565	+0.271	11:32:12.124
5	1:42.294		11:33:54.418
6	1:43.049	+0.755	11:35:37.467
7	1:42.801	+0.507	11:37:20.268
8	1:43.729	+1.435	11:39:03.997

(87) Duane Bliss			
1	1:50.234	+5.043	11:26:57.732
2	1:47.343	+2.152	11:28:45.075
3	1:46.924	+1.733	11:30:31.999
4	1:45.716	+0.525	11:32:17.715
5	1:45.553	+0.362	11:34:03.268
6	1:45.801	+0.610	11:35:49.069
7	1:45.191		11:37:34.260
8	1:48.243	+3.052	11:39:22.503

(64) Adam Palfreman			
1	1:52.514	+7.154	11:27:00.658
2	1:48.972	+3.612	11:28:49.630
3	1:48.521	+3.161	11:30:38.151
4	1:47.263	+1.903	11:32:25.414
5	1:45.960	+0.600	11:34:11.374
6	1:45.376	+0.016	11:35:56.750
7	1:45.649	+0.289	11:37:42.399
8	1:45.360		11:39:27.759

(15) Leigh Hutchinson			
1	1:49.148	+2.502	11:26:56.792
2	1:46.646		11:28:43.438
3	1:48.193	+1.547	11:30:31.631
4	1:47.526	+0.880	11:32:19.157
5	1:47.177	+0.531	11:34:06.334
6	1:47.810	+1.164	11:35:54.144
7	1:48.239	+1.593	11:37:42.383
8	1:47.052	+0.406	11:39:29.435

(55) Phil Cox			
1	1:52.280	+5.391	11:27:00.490

Chief Timekeeper:

Clerk of Course:

Weather & Track : Bright / Dry

Results: www.sportstimingservices.com





Thundersport GB - Rounds 10 and 11

Michelin Thundersport GP2 & Minitwin

Cadwell Park 2.173 Miles

Race 3

08/08/2010 11:25

Race started at 11:25:01

Lap	Lap Tm	Diff	Time of Day
2	1:48.922	+2.033	11:28:49.412
3	1:48.627	+1.738	11:30:38.039
4	1:48.443	+1.554	11:32:26.482
5	1:47.463	+0.574	11:34:13.945
6	1:47.515	+0.626	11:36:01.460
7	1:47.115	+0.226	11:37:48.575
8	1:46.889		11:39:35.464

(65) Paul Varnham

1	1:53.635	+6.520	11:27:02.325
2	1:47.626	+0.511	11:28:49.951
3	1:49.418	+2.303	11:30:39.369
4	1:48.014	+0.899	11:32:27.383
5	1:47.610	+0.495	11:34:14.993
6	1:47.115		11:36:02.108
7	1:47.378	+0.263	11:37:49.486
8	1:47.705	+0.590	11:39:37.191

(152) Allwyn Dalton

1	1:54.181	+7.026	11:27:02.106
2	1:48.957	+1.802	11:28:51.063
3	1:48.949	+1.794	11:30:40.012
4	1:48.001	+0.846	11:32:28.013
5	1:47.459	+0.304	11:34:15.472
6	1:47.155		11:36:02.627
7	1:47.227	+0.072	11:37:49.854
8	1:47.466	+0.311	11:39:37.320

(73) Charlie Mowbray

1	1:52.011	+4.711	11:26:59.717
2	1:49.876	+2.576	11:28:49.593
3	1:49.609	+2.309	11:30:39.202
4	1:47.603	+0.303	11:32:26.805
5	1:47.473	+0.173	11:34:14.278
6	1:47.685	+0.385	11:36:01.963
7	1:47.300		11:37:49.263
8	1:49.420	+2.120	11:39:38.683

(5) Paul Maxfield

1	1:56.977	+8.024	11:27:05.372
2	1:48.953		11:28:54.325
3	1:49.425	+0.472	11:30:43.750
4	1:49.873	+0.920	11:32:33.623
5	1:49.245	+0.292	11:34:22.868
6	1:49.633	+0.680	11:36:12.501
7	1:49.054	+0.101	11:38:01.555
8	1:50.297	+1.344	11:39:51.852

(66) Robert Owen

1	2:00.167	+8.022	11:27:09.220
2	1:54.071	+1.926	11:29:03.291
3	1:55.355	+3.210	11:30:58.646
4	1:54.805	+2.660	11:32:53.451
5	1:53.497	+1.352	11:34:46.948
6	1:54.372	+2.227	11:36:41.320
7	1:52.145		11:38:33.465

(111) Alex Heaton

1	1:41.759	+3.271	11:26:46.275
2	1:38.488		11:28:24.763

Lap	Lap Tm	Diff	Time of Day
(14) Will Hodgson			
1	1:43.213		11:26:49.958
2	1:53.492	+10.279	11:28:43.450

(17) Ian Popplewell			
1	1:43.729	+4.799	11:26:49.473
2	1:39.254	+0.324	11:28:28.727
3	1:39.071	+0.141	11:30:07.798
4	1:38.930		11:31:46.728
5	1:39.080	+0.150	11:33:25.808
6	1:39.198	+0.268	11:35:05.006
7	1:39.123	+0.193	11:36:44.129
8	1:41.873	+2.943	11:38:26.002

Lap	Lap Tm	Diff	Time of Day
-----	--------	------	-------------

Chief Timekeeper:

Clerk of Course:

Weather & Track : Bright / Dry

Results: www.sportstimingservices.com

Printed: 08/08/2010 11:42:16





Thundersport GB - Rounds 10 and 11

Sorted on Laps

Michelin Thundersport GP2 & Minitwin

Cadwell Park 2.173 Miles

Race 11

08/08/2010 15:19

Race started at 15:19:10

Pos	No.	Name	Class	Make	Model	Laps	Total Tm	Diff	Best Tm	Best Spd	In Lap
1	111	Alex Heaton	GP2	Ducati	800	8	13:12.032		1:36.954	80.686	8
2	7	Alex Hutchinson	GP2	Kawasaki	400	8	13:12.776	0.744	1:37.107	80.559	8
3	23	Danny Murphy	GP2	Aprilia	450	8	13:14.898	2.866	1:37.358	80.351	6
4	101	Andy Lawson	Minitwin	Suzuki	650 M	8	13:18.370	6.338	1:38.507	79.414	6
5	84	Graeme Frear	GP2	Kawasaki	400	8	13:19.775	7.743	1:37.849	79.948	6
6	17	Ian Popplewell	Minitwin	Kawasaki	650 M	8	13:20.685	8.653	1:38.872	79.120	7
7	25	Ben Gautrey	GP2	Aprilia	450	8	13:20.771	8.739	1:38.813	79.168	7
8	43	James Folkard	GP2	Aprilia	450	8	13:21.333	9.301	1:38.939	79.067	7
9	2	Alec Collinson	GP2	Kawasaki	400	8	13:39.923	27.891	1:40.629	77.739	2
10	14	Will Hodgson	GP2	Aprilia	450	8	13:42.006	29.974	1:40.959	77.485	4
11	30	Liam Shellcock	GP2	Aprilia	450	8	13:42.447	30.415	1:40.926	77.510	4
12	35	Clive White	Minitwin	Suzuki	650 M	8	13:45.905	33.873	1:39.701	78.463	2
13	52	James Cowton	GP2	Honda	400	8	13:49.283	37.251	1:42.000	76.694	2
14	19	Blake Woulds	GP2	Aprilia	450	8	13:49.316	37.284	1:42.204	76.541	8
15	22	Sam Nicholson	Minitwin	Suzuki	650 M	8	14:04.892	52.860	1:44.448	74.897	5
16	72	Dave Palfreman	Minitwin	Suzuki	650 M	8	14:12.733	1:00.701	1:43.507	75.577	5
17	64	Adam Palfreman	Minitwin	Suzuki	650 M	8	14:13.814	1:01.782	1:43.869	75.314	7
18	87	Duane Bliss	Minitwin	Kawasaki	650 M	8	14:13.928	1:01.896	1:44.684	74.728	7
19	152	Allwyn Dalton	GP2	Kawasaki	400	8	14:26.549	1:14.517	1:46.504	73.451	5
20	15	Leigh Hutchinson	Minitwin	Suzuki	650 M	8	14:34.038	1:22.006	1:47.261	72.932	3
21	65	Paul Varnham	GP2	Kawasaki	400	8	14:43.900	1:31.868	1:48.154	72.330	5
22	73	Charlie Mowbray	GP2	Suzuki	650	8	14:45.193	1:33.161	1:48.418	72.154	8
23	5	Paul Maxfield	GP2	Honda	400	8	14:50.701	1:38.669	1:49.204	71.635	2
24	66	Robert Owen	GP2	Honda	400	7	13:20.043	1 Lap	1:51.837	69.948	6
Not classified ()											
	80	Acea Webb	GP2	Aprilia	450	5	8:36.025	DNF	1:41.411	77.140	4
	55	Phil Cox	GP2	Yamaha	400	5	9:09.579	DNF	1:47.031	73.089	3

Margin of Victory	Avg. Speed	Best Lap Tm	Best Spd	Best Lap by
0.744	79.015	1:36.954	80.686	111 - Alex Heaton

Chief Timekeeper:

Clerk of Course:

Weather & Track : Cloudy / Dry

Results: www.sportstimingservices.com





Thundersport GB - Rounds 10 and 11

Lapchart

Michelin Thundersport GP2 & Minitwin

Cadwell Park 2.173 Miles

Race 11

08/08/2010 15:19

Race started at 15:19:10

Competitors	Laps									
	0	1	2	3	4	5	6	7	8	
Alex Heaton (111)	1	111	7	7	7	7	111	111	111	111
Alex Hutchinson (7)	2	7	111	111	111	111	7	7	7	7
Danny Murphy (23)	3	23	25	101	101	101	101	23	23	23
Ben Gautrey (25)	4	25	101	25	43	23	23	101	101	101
James Folkard (43)	5	43	43	23	23	43	43	17	17	84
Andy Lawson (101)	6	101	23	43	25	17	17	25	25	17
Ian Popplewell (17)	7	17	17	17	17	25	25	43	84	25
Clive White (35)	8	35	35	35	35	35	84	84	43	43
Alec Collinson (2)	9	2	14	2	84	84	35	35	35	2
Liam Shellcock (30)	10	30	30	84	2	2	2	2	2	14
Acea Webb (80)	11	80	2	14	14	14	14	14	14	30
Blake Woulds (19)	12	19	80	30	30	30	30	30	30	35
Sam Nicholson (22)	13	22	84	80	80	80	80	52	52	52
James Cowton (52)	14	52	19	52	52	52	52	19	19	19
Will Hodgson (14)	15	14	52	19	19	19	19	22	22	22
Graeme Frear (84)	16	84	22	22	22	22	22	72	72	72
Dave Palfreman (72)	17	72	15	15	15	87	87	87	87	64
Leigh Hutchinson (15)	18	15	72	72	87	72	72	64	64	87
Duane Bliss (87)	19	87	152	87	72	64	64	152	152	152
Allwyn Dalton (152)	20	152	87	152	64	15	152	15	15	15
Adam Palfreman (64)	21	64	64	64	152	152	15	65	65	65
Charlie Mowbray (73)	22	73	73	55	55	55	55	73	73	73
Phil Cox (55)	23	55	55	73	73	73	73	5	5	5
Paul Maxfield (5)	24	5	5	5	5	5	65	66	66	
Paul Varnham (65)	25	65	65	65	65	65	5			
Robert Owen (66)	26	66	66	66	66	66	66			

Chief Timekeeper:

Clerk of Course:

Weather & Track : Cloudy / Dry

Results: www.sportstimingservices.com

Printed: 08/08/2010 15:35:36





Thundersport GB - Rounds 10 and 11

Michelin Thundersport GP2 & Minitwin

Cadwell Park 2.173 Miles

Race 11

08/08/2010 15:19

Race started at 15:19:10

Lap	Lap Tm	Diff	Time of Day
(111) Alex Heaton			
1	1:42.595	+5.641	15:20:54.581
2	1:39.472	+2.518	15:22:34.053
3	1:40.113	+3.159	15:24:14.166
4	1:39.212	+2.258	15:25:53.378
5	1:37.304	+0.350	15:27:30.682
6	1:37.897	+0.943	15:29:08.579
7	1:37.402	+0.448	15:30:45.981
8	1:36.954		15:32:22.935

(7) Alex Hutchinson			
1	1:42.331	+5.224	15:20:54.575
2	1:39.200	+2.093	15:22:33.775
3	1:39.764	+2.657	15:24:13.539
4	1:39.417	+2.310	15:25:52.956
5	1:38.603	+1.496	15:27:31.559
6	1:37.705	+0.598	15:29:09.264
7	1:37.308	+0.201	15:30:46.572
8	1:37.107		15:32:23.679

(23) Danny Murphy			
1	1:43.576	+6.218	15:20:56.030
2	1:38.846	+1.488	15:22:34.876
3	1:40.035	+2.677	15:24:14.911
4	1:38.916	+1.558	15:25:53.827
5	1:38.684	+1.326	15:27:32.511
6	1:37.358		15:29:09.869
7	1:37.444	+0.086	15:30:47.313
8	1:38.488	+1.130	15:32:25.801

(101) Andy Lawson			
1	1:42.582	+4.075	15:20:55.677
2	1:38.886	+0.379	15:22:34.563
3	1:39.620	+1.113	15:24:14.183
4	1:39.590	+1.083	15:25:53.773
5	1:38.582	+0.075	15:27:32.355
6	1:38.507		15:29:10.862
7	1:38.813	+0.306	15:30:49.675
8	1:39.598	+1.091	15:32:29.273

(84) Graeme Frear			
1	1:45.581	+7.732	15:21:00.242
2	1:40.534	+2.685	15:22:40.776
3	1:39.076	+1.227	15:24:19.852
4	1:38.110	+0.261	15:25:57.962
5	1:38.530	+0.681	15:27:36.492
6	1:37.849		15:29:14.341
7	1:38.177	+0.328	15:30:52.518
8	1:38.160	+0.311	15:32:30.678

(17) Ian Popplewell			
1	1:43.308	+4.436	15:20:56.581
2	1:39.065	+0.193	15:22:35.646
3	1:39.808	+0.936	15:24:15.454
4	1:39.207	+0.335	15:25:54.661
5	1:39.614	+0.742	15:27:34.275
6	1:39.091	+0.219	15:29:13.366
7	1:38.872		15:30:52.238
8	1:39.350	+0.478	15:32:31.588

Lap	Lap Tm	Diff	Time of Day
(25) Ben Gautrey			
1	1:42.637	+3.824	15:20:55.318
2	1:39.499	+0.686	15:22:34.817
3	1:40.441	+1.628	15:24:15.258
4	1:39.607	+0.794	15:25:54.865
5	1:39.658	+0.845	15:27:34.523
6	1:39.088	+0.275	15:29:13.611
7	1:38.813		15:30:52.424
8	1:39.250	+0.437	15:32:31.674

(43) James Folkard			
1	1:43.106	+4.167	15:20:55.822
2	1:39.313	+0.374	15:22:35.135
3	1:39.734	+0.795	15:24:14.869
4	1:39.327	+0.388	15:25:54.196
5	1:39.682	+0.743	15:27:33.878
6	1:40.018	+1.079	15:29:13.896
7	1:38.939		15:30:52.835
8	1:39.401	+0.462	15:32:32.236

(2) Alec Collinson			
1	1:45.866	+5.237	15:20:59.493
2	1:40.629		15:22:40.122
3	1:41.418	+0.789	15:24:21.540
4	1:41.519	+0.890	15:26:03.059
5	1:43.251	+2.622	15:27:46.310
6	1:41.441	+0.812	15:29:27.751
7	1:41.223	+0.594	15:31:08.974
8	1:41.852	+1.223	15:32:50.826

(14) Will Hodgson			
1	1:44.655	+3.696	15:20:58.945
2	1:42.362	+1.403	15:22:41.307
3	1:41.799	+0.840	15:24:23.106
4	1:40.959		15:26:04.065
5	1:42.268	+1.309	15:27:46.333
6	1:42.131	+1.172	15:29:28.464
7	1:42.299	+1.340	15:31:10.763
8	1:42.146	+1.187	15:32:52.909

(30) Liam Shellcock			
1	1:45.551	+4.625	15:20:59.278
2	1:42.256	+1.330	15:22:41.534
3	1:41.917	+0.991	15:24:23.451
4	1:40.926		15:26:04.377
5	1:42.151	+1.225	15:27:46.528
6	1:42.216	+1.290	15:29:28.744
7	1:42.124	+1.198	15:31:10.868
8	1:42.482	+1.556	15:32:53.350

(35) Clive White			
1	1:43.535	+3.834	15:20:57.059
2	1:39.701		15:22:36.760
3	1:39.951	+0.250	15:24:16.711
4	1:40.266	+0.565	15:25:56.977
5	1:40.797	+1.096	15:27:37.774
6	1:40.855	+1.154	15:29:18.629
7	1:41.367	+1.666	15:30:59.996
8	1:56.812	+17.111	15:32:56.808

(52) James Cowton			
--------------------------	--	--	--

Lap	Lap Tm	Diff	Time of Day
1	1:47.085	+5.085	15:21:01.315
2	1:42.000		15:22:43.315
3	1:42.686	+0.686	15:24:26.001
4	1:42.600	+0.600	15:26:08.601
5	1:43.018	+1.018	15:27:51.619
6	1:43.074	+1.074	15:29:34.693
7	1:42.726	+0.726	15:31:17.419
8	1:42.767	+0.767	15:33:00.186

(19) Blake Woulds			
1	1:46.956	+4.752	15:21:00.974
2	1:42.778	+0.574	15:22:43.752
3	1:42.750	+0.546	15:24:26.502
4	1:42.742	+0.538	15:26:09.244
5	1:43.064	+0.860	15:27:52.308
6	1:43.111	+0.907	15:29:35.419
7	1:42.596	+0.392	15:31:18.015
8	1:42.204		15:33:00.219

(22) Sam Nicholson			
1	1:48.970	+4.522	15:21:03.091
2	1:45.102	+0.654	15:22:48.193
3	1:44.526	+0.078	15:24:32.719
4	1:44.681	+0.233	15:26:17.400
5	1:44.448		15:28:01.848
6	1:44.711	+0.263	15:29:46.559
7	1:44.698	+0.250	15:31:31.257
8	1:44.538	+0.090	15:33:15.795

(72) Dave Palfreman			
1	1:50.036	+6.529	15:21:04.780
2	1:47.458	+3.951	15:22:52.238
3	1:47.647	+4.140	15:24:39.885
4	1:46.403	+2.896	15:26:26.288
5	1:43.507		15:28:09.795
6	1:44.297	+0.790	15:29:54.092
7	1:44.154	+0.647	15:31:38.246
8	1:45.390	+1.883	15:33:23.636

(64) Adam Palfreman			
1	1:50.544	+6.675	15:21:05.864
2	1:47.608	+3.739	15:22:53.472
3	1:46.503	+2.634	15:24:39.975
4	1:47.308	+3.439	15:26:27.283
5	1:45.075	+1.206	15:28:12.358
6	1:44.496	+0.627	15:29:56.854
7	1:43.869		15:31:40.723
8	1:43.994	+0.125	15:33:24.717

(87) Duane Bliss			
1	1:50.626	+5.942	15:21:05.638
2	1:47.081	+2.397	15:22:52.719
3	1:47.016	+2.332	15:24:39.735
4	1:45.191	+0.507	15:26:24.926
5	1:44.716	+0.032	15:28:09.642
6	1:45.449	+0.765	15:29:55.091
7	1:44.684		15:31:39.775
8	1:45.056	+0.372	15:33:24.831

(152) Allwyn Dalton			
1	1:50.045	+3.541	15:21:05.209

Chief Timekeeper:

Clerk of Course:

Weather & Track : Cloudy / Dry

Results: www.sportstimingservices.com





Thundersport GB - Rounds 10 and 11

Michelin Thundersport GP2 & Minitwin

Cadwell Park 2.173 Miles

Race 11

08/08/2010 15:19

Race started at 15:19:10

Lap	Lap Tm	Diff	Time of Day
2	1:48.054	+1.550	15:22:53.263
3	1:47.432	+0.928	15:24:40.695
4	1:47.083	+0.579	15:26:27.778
5	1:46.504		15:28:14.282
6	1:47.037	+0.533	15:30:01.319
7	1:47.466	+0.962	15:31:48.785
8	1:48.667	+2.163	15:33:37.452

(15) Leigh Hutchinson

1	1:49.716	+2.455	15:21:04.623
2	1:47.387	+0.126	15:22:52.010
3	1:47.261		15:24:39.271
4	1:48.103	+0.842	15:26:27.374
5	1:48.377	+1.116	15:28:15.751
6	1:49.234	+1.973	15:30:04.985
7	1:48.645	+1.384	15:31:53.630
8	1:51.311	+4.050	15:33:44.941

(65) Paul Varnham

1	1:54.601	+6.447	15:21:10.817
2	1:49.801	+1.647	15:23:00.618
3	1:49.942	+1.788	15:24:50.560
4	1:49.944	+1.790	15:26:40.504
5	1:48.154		15:28:28.658
6	1:49.487	+1.333	15:30:18.145
7	1:48.184	+0.030	15:32:06.329
8	1:48.474	+0.320	15:33:54.803

(73) Charlie Mowbray

1	1:52.724	+4.306	15:21:08.087
2	1:50.088	+1.670	15:22:58.175
3	1:50.347	+1.929	15:24:48.522
4	1:49.629	+1.211	15:26:38.151
5	1:49.966	+1.548	15:28:28.117
6	1:50.070	+1.652	15:30:18.187
7	1:49.491	+1.073	15:32:07.678
8	1:48.418		15:33:56.096

(5) Paul Maxfield

1	1:53.590	+4.386	15:21:09.447
2	1:49.204		15:22:58.651
3	1:50.823	+1.619	15:24:49.474
4	1:50.998	+1.794	15:26:40.472
5	1:49.831	+0.627	15:28:30.303
6	1:50.531	+1.327	15:30:20.834
7	1:49.574	+0.370	15:32:10.408
8	1:51.196	+1.992	15:34:01.604

(66) Robert Owen

1	1:56.577	+4.740	15:21:13.255
2	1:52.356	+0.519	15:23:05.611
3	1:54.186	+2.349	15:24:59.797
4	1:55.134	+3.297	15:26:54.931
5	1:52.187	+0.350	15:28:47.118
6	1:51.837		15:30:38.955
7	1:51.991	+0.154	15:32:30.946

(80) Acea Webb

1	1:46.204	+4.793	15:21:00.127
2	1:41.646	+0.235	15:22:41.773
3	1:41.812	+0.401	15:24:23.585

Lap	Lap Tm	Diff	Time of Day
4	1:41.411		15:26:04.996
5	1:41.932	+0.521	15:27:46.928

(55) Phil Cox

1	1:53.024	+5.993	15:21:08.764
2	1:47.431	+0.400	15:22:56.195
3	1:47.031		15:24:43.226
4	1:48.057	+1.026	15:26:31.283
5	1:49.199	+2.168	15:28:20.482

Lap	Lap Tm	Diff	Time of Day
-----	--------	------	-------------

Chief Timekeeper:

Clerk of Course:

Weather & Track : Cloudy / Dry

Results: www.sportstimingservices.com

Printed: 08/08/2010 15:35:16





Thundersport GB - Rounds 10 and 11

Sorted on Best Lap time

Termignoni Superstock 600

Cadwell Park 2.173 Miles

Qualifying

07/08/2010 09:25

Practice started at 9:25:57

Pos	No.	Name	Class	Make	Model	Best Tm	In Lap	Diff	2nd Best	2nd Lap
1	143	Seb Bulpin	Superstock 600	Yamaha	600	1:34.415	2		1:34.459	4
2	8	Marc Hughes	Superstock 600	Yamaha	600	1:35.305	9	0.890	1:35.738	3
3	14	Mark Newland	Superstock 600	Yamaha	600	1:35.695	12	1.280	1:35.775	7
4	17	Adam Robinson	Superstock 600	Triumph	675	1:35.725	11	1.310	1:36.006	7
5	48	Scott Wilson	Superstock 600	Kawasaki	600	1:35.727	3	1.312	1:36.321	2
6	24	Josh Leaning	Superstock 600	Yamaha	600	1:35.832	6	1.417	1:36.143	5
7	10	Curtis Rothwell	Superstock 600	Triumph	675	1:36.432	8	2.017	1:37.517	7
8	22	Luke Tansley	Superstock 600	Kawasaki	600	1:36.569	6	2.154	1:36.769	5
9	31	Greg James	Superstock 600	Kawasaki	600	1:36.833	8	2.418	1:37.574	3
10	94	Chaz Beale	Superstock 600	Yamaha	600	1:36.906	7	2.491	1:37.103	6
11	47	Nick Anderson	Superstock 600	Yamaha	600	1:37.239	6	2.824	1:37.539	8
12	49	Mike McLean	Superstock 600	Yamaha	600	1:37.243	12	2.828	1:37.430	11
13	35	Matthew Shellcock	Superstock 600	Honda	600	1:37.283	3	2.868	1:37.856	2
14	98	Rob Brown	Superstock 600	Yamaha	600	1:37.318	9	2.903	1:37.475	10
15	64	Shaun Brown	Superstock 600	Kawasaki	600	1:37.354	10	2.939	1:37.593	3
16	23	Erol Ahmet	Superstock 600	Yamaha	600	1:37.829	5	3.414	1:38.028	2
17	58	Byron Beckett	Superstock 600	Yamaha	600	1:38.125	9	3.710	1:38.618	6
18	11	Reece Rothwell	Superstock 600	Triumph	675	1:38.293	7	3.878	1:38.569	8
19	5	Sam Middlemas	Superstock 600	Triumph	675	1:38.301	2	3.886	1:41.687	1
20	131	Greg Scanlan	Superstock 600	Yamaha	600	1:39.216	6	4.801	1:39.253	5
21	65	Jason Brown	Superstock 600	Kawasaki	600	1:41.350	8	6.935	1:42.377	6
22	7	Jodie Chalk	Superstock 600	Triumph	675	1:44.224	4	9.809	1:44.818	5
23	84	John Coleman	Superstock 600	Yamaha	600	1:44.722	3	10.307	1:45.007	5
24	86	Matt O'Hare	Superstock 600	Triumph	675	1:49.478	3	15.063	1:50.097	4

Announcements

No.47 - PLEASE PUT TRANSPONDER ON FOR RACES

Chief Timekeeper:

Clerk of Course:

Weather & Track: Bright / Dry

Results: www.sportstimingservices.com





Thundersport GB - Rounds 10 and 11

Termignoni Superstock 600

Cadwell Park 2.173 Miles

Race 5 - (Superpole)

07/08/2010

Race



POLE POSITION

3	2	1	1
14	8	143	
6	5	4	2
24	48	17	
9	8	7	3
31	22	10	
12	11	10	4
49	47	94	
15	14	13	5
64	98	35	
18	17	16	6
11	58	23	
21	20	19	7
65	131	5	
24	23	22	8
86	84	7	

Chief Timekeeper:
 Clerk of Course:
 Weather & Track: Bright / Dry
 Results: www.sportstimingservices.com
 Printed: 07/08/2010 09:49:57





Thundersport GB - Rounds 10 and 11

Sorted on Laps

Termignoni Superstock 600

Cadwell Park 2.173 Miles

Race 5 - (Superpole)

07/08/2010 14:42

Race started at 14:42:15

Pos	No.	Name	Class	Make	Model	Laps	Total Tm	Diff	Best Tm	Best Spd	In Lap
1	8	Marc Hughes	Superstock 600	Yamaha	600	8	12:50.705		1:35.217	82.158	4
2	143	Seb Bulpin	Superstock 600	Yamaha	600	8	12:56.499	5.794	1:35.502	81.912	4
3	14	Mark Newland	Superstock 600	Yamaha	600	8	13:07.378	16.673	1:36.153	81.358	3
4	48	Scott Wilson	Superstock 600	Kawasaki	600	8	13:11.653	20.948	1:37.012	80.637	2
5	24	Josh Leaning	Superstock 600	Yamaha	600	8	13:15.627	24.922	1:36.964	80.677	2
6	98	Rob Brown	Superstock 600	Yamaha	600	8	13:15.993	25.288	1:37.498	80.235	7
7	10	Curtis Rothwell	Superstock 600	Triumph	675	8	13:21.737	31.032	1:37.552	80.191	7
8	47	Nick Anderson	Superstock 600	Yamaha	600	8	13:22.441	31.736	1:37.053	80.603	2
9	31	Greg James	Superstock 600	Kawasaki	600	8	13:22.523	31.818	1:37.728	80.047	2
10	5	Sam Middlemas	Superstock 600	Triumph	675	8	13:22.765	32.060	1:36.663	80.929	7
11	49	Mike McLean	Superstock 600	Yamaha	600	8	13:23.218	32.513	1:37.866	79.934	2
12	17	Adam Robinson	Superstock 600	Triumph	675	8	13:23.645	32.940	1:36.913	80.720	2
13	94	Chaz Beale	Superstock 600	Yamaha	600	8	13:24.037	33.332	1:37.950	79.865	8
14	35	Matthew Shellcock	Superstock 600	Honda	600	8	13:25.484	34.779	1:37.993	79.830	8
15	11	Reece Rothwell	Superstock 600	Triumph	675	8	13:26.496	35.791	1:38.653	79.296	2
16	23	Erol Ahmet	Superstock 600	Yamaha	600	8	13:27.176	36.471	1:38.899	79.099	8
17	58	Byron Beckett	Superstock 600	Yamaha	600	8	13:29.588	38.883	1:39.034	78.991	2
18	131	Greg Scanlan	Superstock 600	Yamaha	600	8	13:51.406	1:00.701	1:40.018	78.214	2
19	65	Jason Brown	Superstock 600	Kawasaki	600	8	13:56.285	1:05.580	1:41.543	77.039	8
20	84	John Coleman	Superstock 600	Yamaha	600	8	14:23.258	1:32.553	1:43.592	75.515	2
21	7	Jodie Chalk	Superstock 600	Triumph	675	8	14:23.646	1:32.941	1:44.893	74.579	2
Not classified ()											
	22	Luke Tansley	Superstock 600	Kawasaki	600	8	13:18.803	DNF	1:36.736	80.868	2
	86	Matt O'Hare	Superstock 600	Triumph	675	4	7:36.318	DNF	1:49.930	71.162	1
	64	Shaun Brown	Superstock 600	Kawasaki	600	2	3:25.890	DNF	1:38.074	79.764	2

Margin of Victory	Avg. Speed	Best Lap Tm	Best Spd	Best Lap by
5.794	81.201	1:35.217	82.158	8 - Marc Hughes

Chief Timekeeper:

Clerk of Course:

Weather & Track : Raining / Damp

Results: www.sportstiming.com





Thundersport GB - Rounds 10 and 11

Lapchart

Termignoni Superstock 600

Cadwell Park 2.173 Miles

Race 5 - (Superpole)

07/08/2010 14:42

Race started at 14:42:15

Competitors	Laps									
	0	1	2	3	4	5	6	7	8	
Seb Bulpin (143)	1	143	8	8	8	8	8	8	8	8
Marc Hughes (8)	2	8	143	143	143	143	143	143	143	143
Mark Newland (14)	3	14	14	14	14	14	14	14	14	14
Adam Robinson (17)	4	17	47	47	48	48	48	48	48	48
Scott Wilson (48)	5	48	48	48	47	22	24	24	24	24
Josh Leaning (24)	6	24	22	22	22	47	22	98	98	98
Curtis Rothwell (10)	7	10	17	17	17	24	98	22	22	22
Greg James (31)	8	31	24	24	24	17	47	31	31	10
Luke Tansley (22)	9	22	31	31	31	98	17	47	47	47
Nick Anderson (47)	10	47	49	49	49	31	31	17	10	31
Chaz Beale (94)	11	94	11	98	98	49	49	49	17	5
Mike McLean (49)	12	49	98	11	11	11	10	10	49	49
Matthew Shellcock (35)	13	35	64	64	94	94	94	5	5	17
Shaun Brown (64)	14	64	94	94	58	58	11	94	94	94
Rob Brown (98)	15	98	35	35	35	10	5	11	11	35
Erol Ahmet (23)	16	23	58	58	10	5	58	58	35	11
Reece Rothwell (11)	17	11	10	10	5	35	35	35	23	23
Byron Beckett (58)	18	58	23	5	23	23	23	23	58	58
Greg Scanlan (131)	19	131	131	23	131	131	131	131	131	131
Sam Middlemas (5)	20	5	5	131	84	65	65	65	65	65
Jason Brown (65)	21	65	84	84	65	84	84	84	84	84
John Coleman (84)	22	84	65	65	7	7	7	7	7	7
Jodie Chalk (7)	23	7	7	7	86	86				
Matt O'Hare (86)	24	86	86	86						

Chief Timekeeper:


Clerk of Course:

Weather & Track : Raining / Damp

Results: www.sportstimingservices.com

Printed: 07/08/2010 15:00:04





Thundersport GB - Rounds 10 and 11

Termignoni Superstock 600

Cadwell Park 2.173 Miles

Race 5 - (Superpole)

07/08/2010 14:42

Race started at 14:42:15

Lap	Lap Tm	Diff	Time of Day
(8) Marc Hughes			
1	1:39.444	+4.227	14:43:57.126
2	1:35.425	+0.208	14:45:32.551
3	1:35.500	+0.283	14:47:08.051
4	1:35.217		14:48:43.268
5	1:35.592	+0.375	14:50:18.860
6	1:35.254	+0.037	14:51:54.114
7	1:35.378	+0.161	14:53:29.492
8	1:36.507	+1.290	14:55:05.999

Lap	Lap Tm	Diff	Time of Day
(143) Seb Bulpin			
1	1:39.924	+4.422	14:43:57.432
2	1:35.589	+0.087	14:45:33.021
3	1:35.507	+0.005	14:47:08.528
4	1:35.502		14:48:44.030
5	1:37.466	+1.964	14:50:21.496
6	1:35.864	+0.362	14:51:57.360
7	1:36.131	+0.629	14:53:33.491
8	1:38.302	+2.800	14:55:11.793

Lap	Lap Tm	Diff	Time of Day
(14) Mark Newland			
1	1:40.205	+4.052	14:43:58.016
2	1:36.414	+0.261	14:45:34.430
3	1:36.153		14:47:10.583
4	1:37.338	+1.185	14:48:47.921
5	1:39.012	+2.859	14:50:26.933
6	1:38.718	+2.565	14:52:05.651
7	1:39.172	+3.019	14:53:44.823
8	1:37.849	+1.696	14:55:22.672

Lap	Lap Tm	Diff	Time of Day
(48) Scott Wilson			
1	1:41.317	+4.305	14:43:59.617
2	1:37.012		14:45:36.629
3	1:38.270	+1.258	14:47:14.899
4	1:38.415	+1.403	14:48:53.314
5	1:40.154	+3.142	14:50:33.468
6	1:38.230	+1.218	14:52:11.698
7	1:37.961	+0.949	14:53:49.659
8	1:37.288	+0.276	14:55:26.947

Lap	Lap Tm	Diff	Time of Day
(24) Josh Leaning			
1	1:42.887	+5.923	14:44:01.248
2	1:36.964		14:45:38.212
3	1:38.943	+1.979	14:47:17.155
4	1:40.411	+3.447	14:48:57.566
5	1:38.271	+1.307	14:50:35.837
6	1:38.461	+1.497	14:52:14.298
7	1:38.357	+1.393	14:53:52.655
8	1:38.266	+1.302	14:55:30.921

Lap	Lap Tm	Diff	Time of Day
(98) Rob Brown			
1	1:43.252	+5.754	14:44:02.976
2	1:37.710	+0.212	14:45:40.686
3	1:39.112	+1.614	14:47:19.798
4	1:38.125	+0.627	14:48:57.923
5	1:40.619	+3.121	14:50:38.542
6	1:37.737	+0.239	14:52:16.279
7	1:37.498		14:53:53.777
8	1:37.510	+0.012	14:55:31.287

Lap	Lap Tm	Diff	Time of Day
(10) Curtis Rothwell			
1	1:46.430	+8.878	14:44:05.318
2	1:39.096	+1.544	14:45:44.414
3	1:40.358	+2.806	14:47:24.772
4	1:38.441	+0.889	14:49:03.213
5	1:39.239	+1.687	14:50:42.452
6	1:37.908	+0.356	14:52:20.360
7	1:37.552		14:53:57.912
8	1:39.119	+1.567	14:55:37.031

Lap	Lap Tm	Diff	Time of Day
(47) Nick Anderson			
1	1:40.278	+3.225	14:43:59.376
2	1:37.053		14:45:36.429
3	1:39.653	+2.600	14:47:16.082
4	1:41.457	+4.404	14:48:57.539
5	1:41.548	+4.495	14:50:39.087
6	1:40.222	+3.169	14:52:19.309
7	1:38.426	+1.373	14:53:57.735
8	1:40.000	+2.947	14:55:37.735

Lap	Lap Tm	Diff	Time of Day
(31) Greg James			
1	1:42.768	+5.040	14:44:01.674
2	1:37.728		14:45:39.402
3	1:39.798	+2.070	14:47:19.200
4	1:39.323	+1.595	14:48:58.523
5	1:40.782	+3.054	14:50:39.305
6	1:38.915	+1.187	14:52:18.220
7	1:38.950	+1.222	14:53:57.170
8	1:40.647	+2.919	14:55:37.817

Lap	Lap Tm	Diff	Time of Day
(5) Sam Middlemas			
1	1:46.331	+9.668	14:44:06.703
2	1:37.890	+1.227	14:45:44.593
3	1:40.477	+3.814	14:47:25.070
4	1:38.372	+1.709	14:49:03.442
5	1:40.310	+3.647	14:50:43.752
6	1:38.780	+2.117	14:52:22.532
7	1:36.663		14:53:59.195
8	1:38.864	+2.201	14:55:38.059

Lap	Lap Tm	Diff	Time of Day
(49) Mike McLean			
1	1:42.628	+4.762	14:44:01.857
2	1:37.866		14:45:39.723
3	1:39.798	+1.932	14:47:19.521
4	1:39.211	+1.345	14:48:58.732
5	1:40.802	+2.936	14:50:39.534
6	1:40.028	+2.162	14:52:19.562
7	1:39.020	+1.154	14:53:58.582
8	1:39.930	+2.064	14:55:38.512

Lap	Lap Tm	Diff	Time of Day
(17) Adam Robinson			
1	1:42.605	+5.692	14:44:00.857
2	1:36.913		14:45:37.770
3	1:38.949	+2.036	14:47:16.719
4	1:41.091	+4.178	14:48:57.810
5	1:41.368	+4.455	14:50:39.178
6	1:40.185	+3.272	14:52:19.363
7	1:39.032	+2.119	14:53:58.395
8	1:40.544	+3.631	14:55:38.939

(94) Chaz Beale

Lap	Lap Tm	Diff	Time of Day
1	1:44.680	+6.730	14:44:03.867
2	1:38.273	+0.323	14:45:42.140
3	1:40.193	+2.243	14:47:22.333
4	1:39.873	+1.923	14:49:02.206
5	1:41.018	+3.068	14:50:43.224
6	1:39.528	+1.578	14:52:22.752
7	1:38.629	+0.679	14:54:01.381
8	1:37.950		14:55:39.331

Lap	Lap Tm	Diff	Time of Day
(35) Matthew Shellcock			
1	1:45.198	+7.205	14:44:04.783
2	1:39.046	+1.053	14:45:43.829
3	1:40.719	+2.726	14:47:24.548
4	1:39.844	+1.851	14:49:04.392
5	1:40.249	+2.256	14:50:44.641
6	1:39.555	+1.562	14:52:24.196
7	1:38.589	+0.596	14:54:02.785
8	1:37.993		14:55:40.778

Lap	Lap Tm	Diff	Time of Day
(11) Reece Rothwell			
1	1:42.392	+3.739	14:44:02.305
2	1:38.653		14:45:40.958
3	1:40.993	+2.340	14:47:21.951
4	1:39.932	+1.279	14:49:01.883
5	1:41.812	+3.159	14:50:43.695
6	1:39.917	+1.264	14:52:23.612
7	1:39.035	+0.382	14:54:02.647
8	1:39.143	+0.490	14:55:41.790

Lap	Lap Tm	Diff	Time of Day
(23) Erol Ahmet			
1	1:45.818	+6.919	14:44:05.677
2	1:39.478	+0.579	14:45:45.155
3	1:40.368	+1.469	14:47:25.523
4	1:39.671	+0.772	14:49:05.194
5	1:39.768	+0.869	14:50:44.962
6	1:39.535	+0.636	14:52:24.497
7	1:39.074	+0.175	14:54:03.571
8	1:38.899		14:55:42.470

Lap	Lap Tm	Diff	Time of Day
(58) Byron Beckett			
1	1:44.841	+5.807	14:44:04.963
2	1:39.034		14:45:43.997
3	1:39.522	+0.488	14:47:23.519
4	1:39.319	+0.285	14:49:02.838
5	1:41.474	+2.440	14:50:44.312
6	1:39.340	+0.306	14:52:23.652
7	1:41.615	+2.581	14:54:05.267
8	1:39.615	+0.581	14:55:44.882

Lap	Lap Tm	Diff	Time of Day
(131) Greg Scanlan			
1	1:45.908	+5.890	14:44:06.252
2	1:40.018		14:45:46.270
3	1:42.196	+2.178	14:47:28.466
4	1:42.528	+2.510	14:49:10.994
5	1:44.143	+4.125	14:50:55.137
6	1:43.708	+3.690	14:52:38.845
7	1:43.557	+3.539	14:54:22.402
8	1:44.298	+4.280	14:56:06.700

Lap	Lap Tm	Diff	Time of Day
(65) Jason Brown			
1	1:48.146	+6.603	14:44:08.565

Chief Timekeeper:

Clerk of Course:

Weather & Track : Raining / Damp

Results: www.sportstimingservices.com





Thundersport GB - Rounds 10 and 11

Termignoni Superstock 600

Cadwell Park 2.173 Miles

Race 5 - (Superpole)

07/08/2010 14:42

Race started at 14:42:15

Lap	Lap Tm	Diff	Time of Day
2	1:44.723	+3.180	14:45:53.288
3	1:46.030	+4.487	14:47:39.318
4	1:43.631	+2.088	14:49:22.949
5	1:42.833	+1.290	14:51:05.782
6	1:42.235	+0.692	14:52:48.017
7	1:42.019	+0.476	14:54:30.036
8	1:41.543		14:56:11.579

(84) John Coleman

1	1:47.537	+3.945	14:44:08.058
2	1:43.592		14:45:51.650
3	1:47.569	+3.977	14:47:39.219
4	1:46.620	+3.028	14:49:25.839
5	1:48.569	+4.977	14:51:14.408
6	1:46.778	+3.186	14:53:01.186
7	1:47.256	+3.664	14:54:48.442
8	1:50.110	+6.518	14:56:38.552

(7) Jodie Chalk

1	1:48.543	+3.650	14:44:09.422
2	1:44.893		14:45:54.315
3	1:45.591	+0.698	14:47:39.906
4	1:46.389	+1.496	14:49:26.295
5	1:48.415	+3.522	14:51:14.710
6	1:47.344	+2.451	14:53:02.054
7	1:46.699	+1.806	14:54:48.753
8	1:50.187	+5.294	14:56:38.940

(22) Luke Tansley

1	1:41.441	+4.705	14:44:00.360
2	1:36.736		14:45:37.096
3	1:39.206	+2.470	14:47:16.302
4	1:40.249	+3.513	14:48:56.551
5	1:41.851	+5.115	14:50:38.402
6	1:38.815	+2.079	14:52:17.217
7	1:38.418	+1.682	14:53:55.635
8	1:38.462	+1.726	14:55:34.097

(86) Matt O'Hare

1	1:49.930		14:44:11.084
2	1:50.116	+0.186	14:46:01.200
3	1:55.150	+5.220	14:47:56.350
4	1:55.262	+5.332	14:49:51.612

(64) Shaun Brown

1	1:43.430	+5.356	14:44:03.110
2	1:38.074		14:45:41.184

Lap	Lap Tm	Diff	Time of Day
-----	--------	------	-------------

Lap	Lap Tm	Diff	Time of Day
-----	--------	------	-------------

Chief Timekeeper:

Clerk of Course:

Weather & Track : Raining / Damp

Results: www.sportstimingservices.com

Printed: 07/08/2010 14:59:39





Thundersport GB - Rounds 10 and 11

Termignoni Superstock 600

Cadwell Park 2.173 Miles

Starting Grid - Sunday

Race



POLE POSITION

3	2	1	1
14	143	8	
6	5	4	2
24	17	48	
9	8	7	3
31	22	10	
12	11	10	4
49	47	94	
15	14	13	5
64	98	35	
18	17	16	6
11	58	23	
21	20	19	7
65	131	5	
24	23	22	8
86	84	7	

Chief Timekeeper:
 Clerk of Course:
 Weather & Track :
 Results: www.sportstimingservices.com
 Printed: 07/08/2010 15:01:57





Thundersport GB - Rounds 10 and 11

Sorted on Laps

Termignoni Superstock 600

Cadwell Park 2.173 Miles

Race 2

08/08/2010 11:02

Race started at 11:02:49

Pos	No.	Name	Class	Make	Model	Laps	Total Tm	Diff	Best Tm	Best Spd	In Lap
1	143	Seb Bulpin	Superstock 600	Yamaha	600	9	14:20.181		1:34.096	83.136	2
2	8	Marc Hughes	Superstock 600	Yamaha	600	9	14:24.127	3.946	1:34.602	82.692	3
3	48	Scott Wilson	Superstock 600	Kawasaki	600	9	14:30.765	10.584	1:35.205	82.168	9
4	14	Mark Newland	Superstock 600	Yamaha	600	9	14:31.244	11.063	1:35.302	82.084	9
5	47	Nick Anderson	Superstock 600	Yamaha	600	9	14:35.827	15.646	1:35.898	81.574	7
6	49	Mike McLean	Superstock 600	Yamaha	600	9	14:40.964	20.783	1:36.152	81.359	4
7	98	Rob Brown	Superstock 600	Yamaha	600	9	14:46.670	26.489	1:36.801	80.813	7
8	10	Curtis Rothwell	Superstock 600	Triumph	675	9	14:46.849	26.668	1:36.915	80.718	7
9	5	Sam Middlemas	Superstock 600	Triumph	675	9	14:47.062	26.881	1:36.863	80.761	9
10	31	Greg James	Superstock 600	Kawasaki	600	9	14:47.512	27.331	1:37.012	80.637	7
11	23	Erol Ahmet	Superstock 600	Yamaha	600	9	14:47.676	27.495	1:36.979	80.665	7
12	94	Chaz Beale	Superstock 600	Yamaha	600	9	14:48.022	27.841	1:36.920	80.714	9
13	17	Adam Robinson	Superstock 600	Triumph	675	9	14:48.634	28.453	1:36.972	80.671	7
14	35	Matthew Shellcock	Superstock 600	Honda	600	9	14:49.627	29.446	1:36.857	80.766	7
15	11	Reece Rothwell	Superstock 600	Triumph	675	9	14:55.657	35.476	1:37.130	80.539	5
16	131	Greg Scanlan	Superstock 600	Yamaha	600	9	15:04.656	44.475	1:38.987	79.029	7
17	58	Byron Beckett	Superstock 600	Yamaha	600	9	15:17.028	56.847	1:38.258	79.615	9
18	84	John Coleman	Superstock 600	Yamaha	600	9	15:38.714	1:18.533	1:41.831	76.821	2
19	7	Jodie Chalk	Superstock 600	Triumph	675	9	15:39.024	1:18.843	1:42.198	76.546	7

Not classified ()

65	Jason Brown	Superstock 600	Kawasaki	600	8	14:02.901	DNF	1:42.175	76.563	2
24	Josh Leaning	Superstock 600	Yamaha	600	7	11:18.021	DNF	1:34.650	82.650	3
22	Luke Tansley	Superstock 600	Kawasaki	600			DNF		-	0
64	Shaun Brown	Superstock 600	Kawasaki	600			DNF		-	0
86	Matt O'Hare	Superstock 600	Triumph	675			DNF		-	0

Margin of Victory	Avg. Speed	Best Lap Tm	Best Spd	Best Lap by
3.946	81.849	1:34.096	83.136	143 - Seb Bulpin

Chief Timekeeper:

Clerk of Course:

Weather & Track : Bright / Dry

Results: www.sportstimingservices.com





Thundersport GB - Rounds 10 and 11

Lapchart

Termignoni Superstock 600

Cadwell Park 2.173 Miles

Race 2

08/08/2010 11:02

Race started at 11:02:49

Competitors	Laps										
	0	1	2	3	4	5	6	7	8	9	
Seb Bulpin (143)	1	143	143	143	143	143	143	143	143	143	143
Marc Hughes (8)	2	8	8	8	8	8	8	8	8	8	8
Mark Newland (14)	3	14	14	14	24	24	24	24	24	48	48
Scott Wilson (48)	4	48	48	24	14	14	14	48	48	14	14
Adam Robinson (17)	5	17	24	48	48	48	48	14	14	47	47
Josh Leaning (24)	6	24	47	47	47	47	47	47	47	49	49
Greg James (31)	7	31	49	49	49	49	49	49	98	98	
Curtis Rothwell (10)	8	10	31	31	31	31	98	98	98	31	10
Mike McLean (49)	9	49	98	98	98	98	31	31	31	10	5
Nick Anderson (47)	10	47	17	23	23	23	23	10	10	5	31
Chaz Beale (94)	11	94	23	17	17	17	10	5	5	23	23
Rob Brown (98)	12	98	10	10	10	10	5	23	23	17	94
Matthew Shellcock (35)	13	35	94	94	94	5	17	17	17	94	17
Erol Ahmet (23)	14	23	58	35	5	94	94	94	94	35	35
Reece Rothwell (11)	15	11	35	5	35	35	35	35	35	11	11
Byron Beckett (58)	16	58	5	131	131	11	11	11	11	131	131
Greg Scanlan (131)	17	131	131	11	11	131	131	131	131	58	58
Jason Brown (65)	18	65	11	84	84	84	84	58	58	84	84
Sam Middlemas (5)	19	5	84	65	65	65	58	84	84	7	7
John Coleman (84)	20	84	65	7	7	7	65	65	7	65	
Jodie Chalk (7)	21	7	7	58	58	58	7	7	65		
-	22										
-	23										
-	24										

Chief Timekeeper:

Clerk of Course:

Weather & Track : Bright / Dry

Results: www.sportstimingservices.com

Printed: 08/08/2010 11:20:53





Thundersport GB - Rounds 10 and 11

Termignoni Superstock 600

Cadwell Park 2.173 Miles

Race 2

08/08/2010 11:02

Race started at 11:02:49

Lap	Lap Tm	Diff	Time of Day
(143) Seb Bulpin			
1	1:38.022	+3.926	11:04:31.455
2	1:34.096		11:06:05.551
3	1:34.475	+0.379	11:07:40.026
4	1:34.859	+0.763	11:09:14.885
5	1:34.758	+0.662	11:10:49.643
6	1:35.004	+0.908	11:12:24.647
7	1:34.783	+0.687	11:13:59.430
8	1:34.745	+0.649	11:15:34.175
9	1:35.951	+1.855	11:17:10.126
(8) Marc Hughes			
1	1:38.692	+4.090	11:04:32.147
2	1:34.892	+0.290	11:06:07.039
3	1:34.602		11:07:41.641
4	1:34.877	+0.275	11:09:16.518
5	1:34.928	+0.326	11:10:51.446
6	1:35.118	+0.516	11:12:26.564
7	1:35.685	+1.083	11:14:02.249
8	1:35.796	+1.194	11:15:38.045
9	1:36.027	+1.425	11:17:14.072
(48) Scott Wilson			
1	1:39.601	+4.396	11:04:33.658
2	1:36.601	+1.396	11:06:10.259
3	1:35.831	+0.626	11:07:46.090
4	1:35.501	+0.296	11:09:21.591
5	1:35.408	+0.203	11:10:56.999
6	1:35.435	+0.230	11:12:32.434
7	1:35.750	+0.545	11:14:08.184
8	1:37.321	+2.116	11:15:45.505
9	1:35.205		11:17:20.710
(14) Mark Newland			
1	1:39.608	+4.306	11:04:33.263
2	1:36.290	+0.988	11:06:09.553
3	1:35.853	+0.551	11:07:45.406
4	1:35.676	+0.374	11:09:21.082
5	1:35.527	+0.225	11:10:56.609
6	1:36.209	+0.907	11:12:32.818
7	1:35.535	+0.233	11:14:08.353
8	1:37.534	+2.232	11:15:45.887
9	1:35.302		11:17:21.189
(47) Nick Anderson			
1	1:40.360	+4.462	11:04:35.321
2	1:36.764	+0.866	11:06:12.085
3	1:36.073	+0.175	11:07:48.158
4	1:36.039	+0.141	11:09:24.197
5	1:36.259	+0.361	11:11:00.456
6	1:36.338	+0.440	11:12:36.794
7	1:35.898		11:14:12.692
8	1:36.591	+0.693	11:15:49.283
9	1:36.489	+0.591	11:17:25.772
(49) Mike McLean			
1	1:40.611	+4.459	11:04:35.556
2	1:36.803	+0.651	11:06:12.359
3	1:36.153	+0.001	11:07:48.512
4	1:36.152		11:09:24.664

Lap	Lap Tm	Diff	Time of Day
5	1:36.663	+0.511	11:11:01.327
6	1:36.780	+0.628	11:12:38.107
7	1:37.167	+1.015	11:14:15.274
8	1:37.627	+1.475	11:15:52.901
9	1:38.008	+1.856	11:17:30.909
(98) Rob Brown			
1	1:41.530	+4.729	11:04:36.956
2	1:37.731	+0.930	11:06:14.687
3	1:37.957	+1.156	11:07:52.644
4	1:37.507	+0.706	11:09:30.151
5	1:37.364	+0.563	11:11:07.515
6	1:37.252	+0.451	11:12:44.767
7	1:36.801		11:14:21.568
8	1:37.864	+1.063	11:15:59.432
9	1:37.183	+0.382	11:17:36.615
(10) Curtis Rothwell			
1	1:42.697	+5.782	11:04:37.526
2	1:38.276	+1.361	11:06:15.802
3	1:37.729	+0.814	11:07:53.531
4	1:37.446	+0.531	11:09:30.977
5	1:37.456	+0.541	11:11:08.433
6	1:37.022	+0.107	11:12:45.455
7	1:36.915		11:14:22.370
8	1:37.491	+0.576	11:15:59.861
9	1:36.933	+0.018	11:17:36.794
(5) Sam Middlemas			
1	1:42.773	+5.910	11:04:39.002
2	1:37.731	+0.868	11:06:16.733
3	1:37.395	+0.532	11:07:54.128
4	1:37.073	+0.210	11:09:31.201
5	1:37.420	+0.557	11:11:08.621
6	1:37.070	+0.207	11:12:45.691
7	1:36.864	+0.001	11:14:22.555
8	1:37.589	+0.726	11:16:00.144
9	1:36.863		11:17:37.007
(31) Greg James			
1	1:41.780	+4.768	11:04:36.568
2	1:37.776	+0.764	11:06:14.344
3	1:37.624	+0.612	11:07:51.968
4	1:37.843	+0.831	11:09:29.811
5	1:38.019	+1.007	11:11:07.830
6	1:37.099	+0.087	11:12:44.929
7	1:37.012		11:14:21.941
8	1:37.628	+0.616	11:15:59.569
9	1:37.888	+0.876	11:17:37.457
(23) Erol Ahmet			
1	1:41.568	+4.589	11:04:37.192
2	1:37.631	+0.652	11:06:14.823
3	1:37.878	+0.899	11:07:52.701
4	1:37.507	+0.528	11:09:30.208
5	1:37.699	+0.720	11:11:07.907
6	1:38.024	+1.045	11:12:45.931
7	1:36.979		11:14:22.910
8	1:37.429	+0.450	11:16:00.339
9	1:37.282	+0.303	11:17:37.621

Lap	Lap Tm	Diff	Time of Day
(94) Chaz Beale			
1	1:42.447	+5.527	11:04:37.677
2	1:38.200	+1.280	11:06:15.877
3	1:37.758	+0.838	11:07:53.635
4	1:37.921	+1.001	11:09:31.556
5	1:37.628	+0.708	11:11:09.184
6	1:37.665	+0.745	11:12:46.849
7	1:36.931	+0.011	11:14:23.780
8	1:37.267	+0.347	11:16:01.047
9	1:36.920		11:17:37.967
(17) Adam Robinson			
1	1:42.819	+5.847	11:04:37.003
2	1:38.381	+1.409	11:06:15.384
3	1:37.744	+0.772	11:07:53.128
4	1:37.398	+0.426	11:09:30.526
5	1:38.497	+1.525	11:11:09.023
6	1:37.413	+0.441	11:12:46.436
7	1:36.972		11:14:23.408
8	1:37.350	+0.378	11:16:00.758
9	1:37.821	+0.849	11:17:38.579
(35) Matthew Shellcock			
1	1:43.327	+6.470	11:04:38.789
2	1:37.424	+0.567	11:06:16.213
3	1:38.267	+1.410	11:07:54.480
4	1:37.599	+0.742	11:09:32.079
5	1:38.426	+1.569	11:11:10.505
6	1:36.934	+0.077	11:12:47.439
7	1:36.857		11:14:24.296
8	1:37.844	+0.987	11:16:02.140
9	1:37.432	+0.575	11:17:39.572
(11) Reece Rothwell			
1	1:44.788	+7.658	11:04:40.644
2	1:38.848	+1.718	11:06:19.492
3	1:39.082	+1.952	11:07:58.574
4	1:37.252	+0.122	11:09:35.826
5	1:37.130		11:11:12.956
6	1:38.205	+1.075	11:12:51.161
7	1:37.936	+0.806	11:14:29.097
8	1:38.056	+0.926	11:16:07.153
9	1:38.449	+1.319	11:17:45.602
(131) Greg Scanlan			
1	1:44.139	+5.152	11:04:40.283
2	1:38.988	+0.001	11:06:19.271
3	1:39.012	+0.025	11:07:58.283
4	1:39.663	+0.676	11:09:37.946
5	1:39.695	+0.708	11:11:17.641
6	1:39.506	+0.519	11:12:57.147
7	1:38.987		11:14:36.134
8	1:39.371	+0.384	11:16:15.505
9	1:39.096	+0.109	11:17:54.601
(58) Byron Beckett			
1	1:42.724	+4.466	11:04:38.634
2	1:55.422	+17.164	11:06:34.056
3	1:39.061	+0.803	11:08:13.117
4	1:40.382	+2.124	11:09:53.499
5	1:39.259	+1.001	11:11:32.758

Chief Timekeeper:

Clerk of Course:

Weather & Track : Bright / Dry

Results: www.sportstimingservices.com

Printed: 08/08/2010 11:20:32





Thundersport GB - Rounds 10 and 11

Termignoni Superstock 600

Cadwell Park 2.173 Miles

Race 2

08/08/2010 11:02

Race started at 11:02:49

Lap	Lap Tm	Diff	Time of Day
6	1:38.493	+0.235	11:13:11.251
7	1:38.855	+0.597	11:14:50.106
8	1:38.609	+0.351	11:16:28.715
9	1:38.258		11:18:06.973

(84) John Coleman

1	1:44.951	+3.120	11:04:41.280
2	1:41.831		11:06:23.111
3	1:42.796	+0.965	11:08:05.907
4	1:42.879	+1.048	11:09:48.786
5	1:43.386	+1.555	11:11:32.172
6	1:43.765	+1.934	11:13:15.937
7	1:43.964	+2.133	11:14:59.901
8	1:44.615	+2.784	11:16:44.516
9	1:44.143	+2.312	11:18:28.659

(7) Jodie Chalk

1	1:46.715	+4.517	11:04:43.231
2	1:43.098	+0.900	11:06:26.329
3	1:43.939	+1.741	11:08:10.268
4	1:43.013	+0.815	11:09:53.281
5	1:43.448	+1.250	11:11:36.729
6	1:42.744	+0.546	11:13:19.473
7	1:42.198		11:15:01.671
8	1:42.897	+0.699	11:16:44.568
9	1:44.401	+2.203	11:18:28.969

(65) Jason Brown

1	1:45.764	+3.589	11:04:41.977
2	1:42.175		11:06:24.152
3	1:42.326	+0.151	11:08:06.478
4	1:42.604	+0.429	11:09:49.082
5	1:43.679	+1.504	11:11:32.761
6	1:43.664	+1.489	11:13:16.425
7	1:48.292	+6.117	11:15:04.717
8	1:48.129	+5.954	11:16:52.846

(24) Josh Leaning

1	1:39.666	+5.016	11:04:33.929
2	1:36.098	+1.448	11:06:10.027
3	1:34.650		11:07:44.677
4	1:35.436	+0.786	11:09:20.113
5	1:35.734	+1.084	11:10:55.847
6	1:36.061	+1.411	11:12:31.908
7	1:36.058	+1.408	11:14:07.966

Lap	Lap Tm	Diff	Time of Day
-----	--------	------	-------------

Lap	Lap Tm	Diff	Time of Day
-----	--------	------	-------------

Chief Timekeeper:

Clerk of Course:

Weather & Track : Bright / Dry

Results: www.sportstimingservices.com

Printed: 08/08/2010 11:20:32





Thundersport GB - Rounds 10 and 11

Sorted on Laps

Termignoni Superstock 600

Cadwell Park 2.173 Miles

Race 10

08/08/2010 14:57

Race started at 14:57:10

Pos	No.	Name	Class	Make	Model	Laps	Total Tm	Diff	Best Tm	Best Spd	In Lap
1	8	Marc Hughes	Superstock 600	Yamaha	600	9	14:18.940		1:34.135	83.102	5
2	14	Mark Newland	Superstock 600	Yamaha	600	9	14:19.833	0.893	1:34.179	83.063	6
3	143	Seb Bulpin	Superstock 600	Yamaha	600	9	14:20.095	1.155	1:33.983	83.236	5
4	48	Scott Wilson	Superstock 600	Kawasaki	600	9	14:25.353	6.413	1:34.941	82.396	3
5	47	Nick Anderson	Superstock 600	Yamaha	600	9	14:31.289	12.349	1:35.652	81.784	8
6	24	Josh Leaning	Superstock 600	Yamaha	600	9	14:31.406	12.466	1:35.630	81.803	8
7	17	Adam Robinson	Superstock 600	Triumph	675	9	14:32.102	13.162	1:35.688	81.753	6
8	10	Curtis Rothwell	Superstock 600	Triumph	675	9	14:44.104	25.164	1:36.756	80.851	8
9	94	Chaz Beale	Superstock 600	Yamaha	600	9	14:45.711	26.771	1:37.229	80.457	8
10	98	Rob Brown	Superstock 600	Yamaha	600	9	14:46.118	27.178	1:37.027	80.625	8
11	49	Mike McLean	Superstock 600	Yamaha	600	9	14:46.441	27.501	1:37.141	80.530	8
12	31	Greg James	Superstock 600	Kawasaki	600	9	14:47.782	28.842	1:37.268	80.425	8
13	11	Reece Rothwell	Superstock 600	Triumph	675	9	14:49.207	30.267	1:37.568	80.178	7
14	23	Erol Ahmet	Superstock 600	Yamaha	600	9	14:54.552	35.612	1:37.218	80.467	3
15	65	Jason Brown	Superstock 600	Kawasaki	600	9	15:27.520	1:08.580	1:41.187	77.310	7
16	7	Jodie Chalk	Superstock 600	Triumph	675	9	15:35.087	1:16.147	1:41.572	77.017	6
17	84	John Coleman	Superstock 600	Yamaha	600	9	15:42.259	1:23.319	1:42.268	76.493	5
Not classified ()											
	58	Byron Beckett	Superstock 600	Yamaha	600	8	13:20.619	DNF	1:37.756	80.024	4
	35	Matthew Shellcock	Superstock 600	Honda	600	7	11:32.245	DNF	1:37.303	80.396	3
	131	Greg Scanlan	Superstock 600	Yamaha	600	6	9:59.838	DNF	1:38.100	79.743	4

Margin of Victory	Avg. Speed	Best Lap Tm	Best Spd	Best Lap by
0.893	81.967	1:33.983	83.236	143 - Seb Bulpin

Chief Timekeeper:

Clerk of Course:

Weather & Track : Cloudy / Dry

Results: www.sportstimingservices.com





Thundersport GB - Rounds 10 and 11

Lapchart

Termignoni Superstock 600

Cadwell Park 2.173 Miles

Race 10

08/08/2010 14:57

Race started at 14:57:10

Competitors	Laps										
	0	1	2	3	4	5	6	7	8	9	
Seb Bulpin (143)	1	143	8	8	8	143	143	143	143	8	8
Marc Hughes (8)	2	8	143	143	143	8	8	8	8	143	14
Mark Newland (14)	3	14	14	14	14	14	14	14	14	14	143
Scott Wilson (48)	4	48	48	48	48	48	48	48	48	48	48
Adam Robinson (17)	5	17	24	24	24	24	24	24	24	24	47
Josh Leaning (24)	6	24	17	47	47	47	47	47	47	47	24
Greg James (31)	7	31	47	17	17	17	17	17	17	17	17
Curtis Rothwell (10)	8	10	31	94	94	94	94	10	10	10	10
Mike McLean (49)	9	49	94	31	31	10	10	94	94	94	94
Nick Anderson (47)	10	47	49	49	10	31	49	49	98	98	98
Chaz Beale (94)	11	94	10	10	49	49	98	98	49	49	49
Matthew Shellcock (35)	12	35	98	98	98	98	35	35	35	31	31
Rob Brown (98)	13	98	23	35	35	35	23	23	23	11	11
Erol Ahmet (23)	14	23	35	23	23	23	31	31	31	23	23
Reece Rothwell (11)	15	11	11	11	11	11	11	11	11	58	65
Byron Beckett (58)	16	58	58	58	131	131	131	131	58	65	7
Jason Brown (65)	17	65	131	131	58	58	58	58	65	7	84
Greg Scanlan (131)	18	131	84	65	65	65	65	65	7	84	
Jodie Chalk (7)	19	7	65	7	7	7	7	7	7	84	
John Coleman (84)	20	84	7	84	84	84	84	84			

Chief Timekeeper:

Clerk of Course:

Weather & Track : Cloudy / Dry

Results: www.sportstimingservices.com

Printed: 08/08/2010 15:14:23





Thundersport GB - Rounds 10 and 11

Termignoni Superstock 600

Cadwell Park 2.173 Miles

Race 10

08/08/2010 14:57

Race started at 14:57:10

Lap	Lap Tm	Diff	Time of Day
(8) Marc Hughes			
1	1:39.012	+4.877	14:58:50.450
2	1:35.470	+1.335	15:00:25.920
3	1:35.311	+1.176	15:02:01.231
4	1:35.495	+1.360	15:03:36.726
5	1:34.135		15:05:10.861
6	1:34.423	+0.288	15:06:45.284
7	1:34.603	+0.468	15:08:19.887
8	1:34.589	+0.454	15:09:54.476
9	1:34.747	+0.612	15:11:29.223
(14) Mark Newland			
1	1:39.860	+5.681	14:58:51.564
2	1:35.166	+0.987	15:00:26.730
3	1:35.202	+1.023	15:02:01.932
4	1:35.339	+1.160	15:03:37.271
5	1:34.482	+0.303	15:05:11.753
6	1:34.179		15:06:45.932
7	1:34.236	+0.057	15:08:20.168
8	1:35.101	+0.922	15:09:55.269
9	1:34.847	+0.668	15:11:30.116
(143) Seb Bulpin			
1	1:39.358	+5.375	14:58:50.702
2	1:35.337	+1.354	15:00:26.039
3	1:35.243	+1.260	15:02:01.282
4	1:35.096	+1.113	15:03:36.378
5	1:33.983		15:05:10.361
6	1:34.371	+0.388	15:06:44.732
7	1:34.711	+0.728	15:08:19.443
8	1:35.588	+1.605	15:09:55.031
9	1:35.347	+1.364	15:11:30.378
(48) Scott Wilson			
1	1:39.971	+5.030	14:58:52.044
2	1:35.501	+0.560	15:00:27.545
3	1:34.941		15:02:02.486
4	1:35.286	+0.345	15:03:37.772
5	1:35.111	+0.170	15:05:12.883
6	1:35.376	+0.435	15:06:48.259
7	1:35.014	+0.073	15:08:23.273
8	1:35.713	+0.772	15:09:58.986
9	1:36.650	+1.709	15:11:35.636
(47) Nick Anderson			
1	1:40.183	+4.531	14:58:53.223
2	1:36.266	+0.614	15:00:29.489
3	1:36.047	+0.395	15:02:05.536
4	1:36.116	+0.464	15:03:41.652
5	1:36.198	+0.546	15:05:17.850
6	1:36.012	+0.360	15:06:53.862
7	1:35.763	+0.111	15:08:29.625
8	1:35.652		15:10:05.277
9	1:36.295	+0.643	15:11:41.572
(24) Josh Leaning			
1	1:40.222	+4.592	14:58:52.421
2	1:36.070	+0.440	15:00:28.491
3	1:36.068	+0.438	15:02:04.559
4	1:36.131	+0.501	15:03:40.690

Lap	Lap Tm	Diff	Time of Day
5	1:35.818	+0.188	15:05:16.508
6	1:36.387	+0.757	15:06:52.895
7	1:36.403	+0.773	15:08:29.298
8	1:35.630		15:10:04.928
9	1:36.761	+1.131	15:11:41.689
(17) Adam Robinson			
1	1:40.744	+5.056	14:58:52.855
2	1:36.919	+1.231	15:00:29.774
3	1:36.072	+0.384	15:02:05.846
4	1:36.112	+0.424	15:03:41.958
5	1:36.385	+0.697	15:05:18.343
6	1:35.688		15:06:54.031
7	1:36.113	+0.425	15:08:30.144
8	1:35.787	+0.099	15:10:05.931
9	1:36.454	+0.766	15:11:42.385
(10) Curtis Rothwell			
1	1:42.735	+5.979	14:58:55.564
2	1:38.006	+1.250	15:00:33.570
3	1:37.423	+0.667	15:02:10.993
4	1:37.197	+0.441	15:03:48.190
5	1:37.473	+0.717	15:05:25.663
6	1:37.168	+0.412	15:07:02.831
7	1:37.163	+0.407	15:08:39.994
8	1:36.756		15:10:16.750
9	1:37.637	+0.881	15:11:54.387
(94) Chaz Beale			
1	1:41.318	+4.089	14:58:54.461
2	1:37.980	+0.751	15:00:32.441
3	1:37.731	+0.502	15:02:10.172
4	1:37.511	+0.282	15:03:47.683
5	1:37.565	+0.336	15:05:25.248
6	1:38.087	+0.858	15:07:03.335
7	1:37.666	+0.437	15:08:41.001
8	1:37.229		15:10:18.230
9	1:37.764	+0.535	15:11:55.994
(98) Rob Brown			
1	1:42.132	+5.105	14:58:55.728
2	1:38.308	+1.281	15:00:34.036
3	1:37.551	+0.524	15:02:11.587
4	1:37.678	+0.651	15:03:49.265
5	1:37.554	+0.527	15:05:26.819
6	1:37.187	+0.160	15:07:04.006
7	1:37.636	+0.609	15:08:41.642
8	1:37.027		15:10:18.669
9	1:37.732	+0.705	15:11:56.401
(49) Mike McLean			
1	1:41.849	+4.708	14:58:54.861
2	1:38.372	+1.231	15:00:33.233
3	1:37.934	+0.793	15:02:11.167
4	1:37.557	+0.416	15:03:48.724
5	1:37.789	+0.648	15:05:26.513
6	1:37.228	+0.087	15:07:03.741
7	1:38.055	+0.914	15:08:41.796
8	1:37.141		15:10:18.937
9	1:37.787	+0.646	15:11:56.724

Lap	Lap Tm	Diff	Time of Day
(31) Greg James			
1	1:41.685	+4.417	14:58:54.382
2	1:38.441	+1.173	15:00:32.823
3	1:37.838	+0.570	15:02:10.661
4	1:37.854	+0.586	15:03:48.515
5	1:39.379	+2.111	15:05:27.894
6	1:37.479	+0.211	15:07:05.373
7	1:37.750	+0.482	15:08:43.123
8	1:37.268		15:10:20.391
9	1:37.674	+0.406	15:11:58.065
(11) Reece Rothwell			
1	1:42.947	+5.379	14:58:56.809
2	1:38.305	+0.737	15:00:35.114
3	1:37.774	+0.206	15:02:12.888
4	1:38.032	+0.464	15:03:50.920
5	1:37.834	+0.266	15:05:28.754
6	1:37.569	+0.001	15:07:06.323
7	1:37.568		15:08:43.891
8	1:37.732	+0.164	15:10:21.623
9	1:37.867	+0.299	15:11:59.490
(23) Erol Ahmet			
1	1:42.378	+5.160	14:58:56.110
2	1:38.611	+1.393	15:00:34.721
3	1:37.218		15:02:11.939
4	1:37.693	+0.475	15:03:49.632
5	1:37.660	+0.442	15:05:27.292
6	1:37.509	+0.291	15:07:04.801
7	1:38.006	+0.788	15:08:42.807
8	1:43.211	+5.993	15:10:26.018
9	1:38.817	+1.599	15:12:04.835
(65) Jason Brown			
1	1:47.882	+6.695	14:59:01.969
2	1:43.179	+1.992	15:00:45.148
3	1:42.156	+0.969	15:02:27.304
4	1:42.629	+1.442	15:04:09.933
5	1:41.866	+0.679	15:05:51.799
6	1:41.728	+0.541	15:07:33.527
7	1:41.187		15:09:14.714
8	1:41.359	+0.172	15:10:56.073
9	1:41.730	+0.543	15:12:37.803
(7) Jodie Chalk			
1	1:47.868	+6.296	14:59:02.290
2	1:43.695	+2.123	15:00:45.985
3	1:42.693	+1.121	15:02:28.678
4	1:42.418	+0.846	15:04:11.096
5	1:41.800	+0.228	15:05:52.896
6	1:41.572		15:07:34.468
7	1:42.725	+1.153	15:09:17.193
8	1:43.986	+2.414	15:11:01.179
9	1:44.191	+2.619	15:12:45.370
(84) John Coleman			
1	1:47.153	+4.885	14:59:01.644
2	1:45.307	+3.039	15:00:46.951
3	1:42.973	+0.705	15:02:29.924
4	1:42.520	+0.252	15:04:12.444
5	1:42.268		15:05:54.712

Chief Timekeeper:

Clerk of Course:

Weather & Track : Cloudy / Dry

Results: www.sportstimingservices.com

Printed: 08/08/2010 15:14:03





Thundersport GB - Rounds 10 and 11

Termignoni Superstock 600

Cadwell Park 2.173 Miles

Race 10

08/08/2010 14:57

Race started at 14:57:10

Lap	Lap Tm	Diff	Time of Day
6	1:42.431	+0.163	15:07:37.143
7	1:43.891	+1.623	15:09:21.034
8	1:44.666	+2.398	15:11:05.700
9	1:46.842	+4.574	15:12:52.542

(58) Byron Beckett

1	1:43.498	+5.742	14:58:57.448
2	1:38.474	+0.718	15:00:35.922
3	1:42.671	+4.915	15:02:18.593
4	1:37.756		15:03:56.349
5	1:37.872	+0.116	15:05:34.221
6	1:37.871	+0.115	15:07:12.092
7	1:40.027	+2.271	15:08:52.119
8	1:38.783	+1.027	15:10:30.902

(35) Matthew Shellcock

1	1:43.134	+5.831	14:58:56.465
2	1:38.029	+0.726	15:00:34.494
3	1:37.303		15:02:11.797
4	1:37.627	+0.324	15:03:49.424
5	1:37.539	+0.236	15:05:26.963
6	1:37.767	+0.464	15:07:04.730
7	1:37.798	+0.495	15:08:42.528

(131) Greg Scanlan

1	1:43.643	+5.543	14:58:57.873
2	1:38.372	+0.272	15:00:36.245
3	1:38.347	+0.247	15:02:14.592
4	1:38.100		15:03:52.692
5	1:38.568	+0.468	15:05:31.260
6	1:38.861	+0.761	15:07:10.121

Lap	Lap Tm	Diff	Time of Day
-----	--------	------	-------------

Lap	Lap Tm	Diff	Time of Day
-----	--------	------	-------------

Chief Timekeeper:

Clerk of Course:

Weather & Track : Cloudy / Dry

Results: www.sportstimingservices.com

Printed: 08/08/2010 15:14:03

