



www.thundersportgb.com

Rounds 14 & 15

18th – 19th September 2010

Anglesey Circuit





Thundersport GB - Rounds 14 and 15

Sorted on Best Lap time

Aprilia Superteens

Anglesey Circuit 1.550 Miles

Qualifying

18/09/2010 09:00

Practice started at 9:00:32

Pos	No.	Name	Class	Make	Model	Best Tm	In Lap	Diff	2nd Best	2nd Lap
1	88	Josh Daley	Superteen	Aprilia	125	1:18.329	13		1:18.419	11
2	55	Chrissy Rouse	Superteen	Aprilia	125	1:18.445	6	0.116	1:18.565	14
3	80	Callum Bey	Superteen	Aprilia	125©	1:18.623	15	0.294	1:18.752	11
4	7	Callan Cooper	Superteen	Aprilia	125©	1:18.646	11	0.317	1:19.216	5
5	14	Luke Buckingham	Superteen	Aprilia	125	1:18.926	12	0.597	1:19.676	14
6	35	Jake Dixon	Superteen	Aprilia	125©	1:19.075	9	0.746	1:19.378	6
7	15	Ross Twyman	Superteen	Aprilia	125	1:19.115	14	0.786	1:19.391	10
8	95	Luke Thackeray	Superteen	Aprilia	125	1:19.421	12	1.092	1:19.789	13
9	111	Joe Collier	Superteen	Aprilia	125©	1:19.456	9	1.127	1:19.679	11
10	23	Matthew Hartley	Superteen	Aprilia	125	1:19.563	8	1.234	1:19.726	10
11	4	Sam Thompson	Superteen	Aprilia	125©	1:19.683	15	1.354	1:20.143	14
12	20	Tom Oliver	Superteen	Aprilia	125	1:19.754	14	1.425	1:20.086	11
13	72	Brad Shaw	Superteen	Aprilia	125©	1:19.784	11	1.455	1:19.892	12
14	114	Jack Keen	Superteen	Aprilia	125	1:19.873	13	1.544	1:20.421	11
15	94	Jamie Thackeray	Superteen	Aprilia	125	1:19.969	15	1.640	1:19.981	13
16	155	Tommy Philp	Superteen	Aprilia	125	1:20.096	11	1.767	1:20.947	7
17	17	Alastair Dayus	Superteen	Aprilia	125©	1:20.265	14	1.936	1:21.135	13
18	51	Luke Helm	Superteen	Aprilia	125	1:20.406	14	2.077	1:20.624	8
19	18	Marcus Tatchell	Superteen	Aprilia	125	1:20.479	3	2.150	1:20.576	5
20	99	Jordan Hole	Superteen	Aprilia	125©	1:20.755	10	2.426	1:21.386	15
21	9	Ben Luxton	Superteen	Aprilia	125	1:20.869	15	2.540	1:20.998	14
22	75	Bradley Jones	Superteen	Aprilia	125©	1:21.115	11	2.786	1:21.346	7
23	37	Clinton Carver	Superteen	Aprilia	125©	1:21.869	12	3.540	1:22.233	8
24	48	Aaron Maxfield	Superteen	Aprilia	125©	1:23.252	10	4.923	1:23.316	9
25	34	Louis Dawson	Superteen	Aprilia	125©	1:23.381	11	5.052	1:23.470	14
26	27	James Pickford	Superteen	Aprilia	125©	1:24.040	9	5.711	1:24.069	13
27	194	Robyn Lindsay	Superteen	Aprilia	125	1:24.938	13	6.609	1:25.352	7
28	26	Matthew Shillings	Superteen	Aprilia	125©	1:25.549	14	7.220	1:25.653	9
29	19	Charley Oakland	Superteen	Aprilia	125	1:25.761	7	7.432	1:27.074	6
30	24	James Hobson	Superteen	Aprilia	125©	1:26.556	7	8.227	1:27.353	5

Announcements

No.23 & 37 - PLEASE PUT TRANSPONDER ON FOR RACES

No.72 - LOW TRANSPONDER BATTERY


Chief Timekeeper:

Clerk of Course:

Weather & Track: Bright / Dry

Results: www.sportstimingservices.com





Thundersport GB - Rounds 14 and 15

Aprilia Superteens

Anglesey Circuit 1.550 Miles

Starting Grid - Saturday and Sunday

Race



POLE POSITION

4	3	2	1	
7	80	55	88	1
8	7	6	5	2
95	15	35	14	3
12	11	10	9	4
20	4	23	111	5
16	15	14	13	6
155	94	114	72	7
20	19	18	17	8
99	18	51	17	
24	23	22	21	
48	37	75	9	
28	27	26	25	
26	194	27	34	
		30	29	
		24	19	

Chief Timekeeper:

Clerk of Course:

Weather & Track:

Results: www.sportstimingservices.com

Printed: 18/09/2010 09:24:29





Thundersport GB - Rounds 14 and 15

Sorted on Laps

Aprilia Superteens

Anglesey Circuit 1.550 Miles

Race 1

18/09/2010 12:51

Race started at 12:51:34

Pos	No.	Name	Class	Make	Model	Laps	Total Tm	Diff	Best Tm	Best Spd	In Lap
1	7	Callan Cooper	Superteen	Aprilia	125©	10	14:05.422		1:23.714	66.656	8
2	55	Chrissy Rouse	Superteen	Aprilia	125	10	14:09.969	4.547	1:23.536	66.798	7
3	80	Callum Bey	Superteen	Aprilia	125©	10	14:11.144	5.722	1:23.632	66.721	7
4	111	Joe Collier	Superteen	Aprilia	125©	10	14:19.197	13.775	1:24.166	66.298	9
5	88	Josh Daley	Superteen	Aprilia	125	10	14:21.680	16.258	1:25.011	65.639	8
6	72	Brad Shaw	Superteen	Aprilia	125©	10	14:24.156	18.734	1:24.962	65.676	9
7	51	Luke Helm	Superteen	Aprilia	125	10	14:28.722	23.300	1:25.237	65.465	7
8	17	Alastair Dayus	Superteen	Aprilia	125©	10	14:28.866	23.444	1:23.979	66.445	10
9	114	Jack Keen	Superteen	Aprilia	125	10	14:35.255	29.833	1:25.545	65.229	10
10	23	Matthew Hartley	Superteen	Aprilia	125	10	14:36.053	30.631	1:25.664	65.138	2
11	99	Jordan Hole	Superteen	Aprilia	125©	10	14:36.454	31.032	1:25.660	65.141	2
12	94	Jamie Thackeray	Superteen	Aprilia	125	10	14:36.583	31.161	1:26.054	64.843	10
13	18	Marcus Tatchell	Superteen	Aprilia	125	10	14:36.104	30.682	1:25.866	64.985	3
14	75	Bradley Jones	Superteen	Aprilia	125©	10	14:42.147	36.725	1:25.889	64.968	6
15	34	Louis Dawson	Superteen	Aprilia	125©	10	14:51.538	46.116	1:27.357	63.876	1
16	155	Tommy Philp	Superteen	Aprilia	125	10	14:52.251	46.829	1:26.604	64.431	5
17	26	Matthew Shillings	Superteen	Aprilia	125©	10	15:00.881	55.459	1:27.301	63.917	10
18	9	Ben Luxton	Superteen	Aprilia	125	10	15:05.991	1:00.569	1:27.896	63.484	10
19	95	Luke Thackeray	Superteen	Aprilia	125	10	15:11.816	1:06.394	1:29.199	62.557	9
20	14	Luke Buckingham	Superteen	Aprilia	125	10	15:24.720	1:19.298	1:30.004	61.997	8
21	19	Charley Oakland	Superteen	Aprilia	125	10	15:29.729	1:24.307	1:30.078	61.946	3
22	48	Aaron Maxfield	Superteen	Aprilia	125©	10	15:30.477	1:25.055	1:30.957	61.348	4
23	27	James Pickford	Superteen	Aprilia	125©	10	15:30.713	1:25.291	1:29.445	62.385	8

Not classified ()

37	Clinton Carver	Superteen	Aprilia	125©	9	13:05.257	DNF	1:24.344	66.157	5
4	Sam Thompson	Superteen	Aprilia	125©	6	8:52.389	DNF	1:25.294	65.421	6
15	Ross Twyman	Superteen	Aprilia	125	5	7:17.914	DNF	1:25.903	64.957	5
20	Tom Oliver	Superteen	Aprilia	125	4	5:52.551	DNF	1:26.211	64.725	2
194	Robyn Lindsay	Superteen	Aprilia	125	4	6:05.041	DNF	1:26.919	64.198	4
35	Jake Dixon	Superteen	Aprilia	125©	2	2:54.691	DNF	1:25.422	65.322	2

Announcements

No.34,35 & 37 - PLEASE PUT TRANSPONDER ON FOR RACES !!!!

No.18 - Deducted 2 places - YELLOW FLAG INFRINGEMNT

Margin of Victory	Avg. Speed	Best Lap Tm	Best Spd	Best Lap by
4.547	66.003	1:23.536	66.798	55 - Chrissy Rouse

Chief Timekeeper:

Clerk of Course:

Weather & Track: Raining / Wet

Results: www.sportstiming.com





Thundersport GB - Rounds 14 and 15

Lapchart

Aprilia Superteens

Anglesey Circuit 1.550 Miles

Race 1

18/09/2010 12:51

Race started at 12:51:34

Competitors	Laps										
	0	1	2	3	4	5	6	7	8	9	10
Chrissy Rouse (55)	1	55	7	7	7	7	7	7	7	7	7
Callum Bey (80)	2	80	35	35	55	55	55	55	55	55	55
Josh Daley (88)	3	88	55	55	80	80	80	80	80	80	80
Jake Dixon (35)	4	35	88	80	23	88	88	88	88	111	111
Luke Buckingham (14)	5	14	80	23	88	23	72	111	111	111	88
Callan Cooper (7)	6	7	72	88	51	72	111	72	72	72	72
Luke Thackeray (95)	7	95	23	51	72	111	23	51	51	51	51
Joe Collier (111)	8	111	111	72	111	51	51	23	99	17	17
Matthew Hartley (23)	9	23	51	111	99	15	15	99	23	99	114
Ross Twyman (15)	10	15	20	99	20	99	99	114	114	23	114
Tom Oliver (20)	11	20	99	20	15	20	114	17	17	114	18
Jack Keen (114)	12	114	15	15	114	114	17	94	18	94	23
Brad Shaw (72)	13	72	114	114	18	18	18	94	18	94	94
Sam Thompson (4)	14	4	94	94	94	17	94	4	75	75	75
Jamie Thackeray (94)	15	94	17	18	17	94	4	75	155	155	155
Luke Helm (51)	16	51	18	17	75	75	75	155	26	26	26
Tommy Philip (155)	17	155	14	75	4	4	155	26	9	9	9
Alastair Dayus (17)	18	17	75	4	194	194	26	9	95	95	95
Marcus Tatchell (18)	19	18	4	155	155	155	9	95	14	14	14
Ben Luxton (9)	20	9	155	194	26	26	95	14	48	48	19
Bradley Jones (75)	21	75	95	14	95	9	48	48	19	19	48
Jordan Hole (99)	22	99	194	9	9	95	14	19	27	27	27
Aaron Maxfield (48)	23	48	9	26	14	48	19	27			
James Pickford (27)	24	27	26	95	19	14	27	34			
Matthew Shillings (26)	25	26	48	48	48	19	37				
Robyn Lindsay (194)	26	194	19	19	27	27	34				
Charley Oakland (19)	27	19	27	27	37	37					
Clinton Carver (37)	28	37	37	37	34	34					
Louis Dawson (34)	29	34	34	34							

Chief Timekeeper:

Clerk of Course:

Weather & Track: Raining / Wet

Results: www.sportstimingservices.com

Printed: 18/09/2010 13:10:44





Thundersport GB - Rounds 14 and 15

Aprilia Superteens

Anglesey Circuit 1.550 Miles

Race 1

18/09/2010 12:51

Race started at 12:51:34

Lap	Lap Tm	Diff	Time of Day
(7) Callan Cooper			
1	1:27.029	+3.315	12:53:02.551
2	1:24.162	+0.448	12:54:26.713
3	1:23.903	+0.189	12:55:50.616
4	1:24.525	+0.811	12:57:15.141
5	1:24.081	+0.367	12:58:39.222
6	1:23.827	+0.113	13:00:03.049
7	1:24.068	+0.354	13:01:27.117
8	1:23.714		13:02:50.831
9	1:24.003	+0.289	13:04:14.834
10	1:25.035	+1.321	13:05:39.869

(55) Chrissy Rouse			
1	1:29.656	+6.120	12:53:04.103
2	1:25.089	+1.553	12:54:29.192
3	1:24.752	+1.216	12:55:53.944
4	1:24.777	+1.241	12:57:18.721
5	1:24.604	+1.068	12:58:43.325
6	1:24.387	+0.851	13:00:07.712
7	1:23.536		13:01:31.248
8	1:23.980	+0.444	13:02:55.228
9	1:24.579	+1.043	13:04:19.807
10	1:24.609	+1.073	13:05:44.416

(80) Callum Bey			
1	1:30.659	+7.027	12:53:05.252
2	1:26.032	+2.400	12:54:31.284
3	1:25.613	+1.981	12:55:56.897
4	1:24.648	+1.016	12:57:21.545
5	1:24.317	+0.685	12:58:45.862
6	1:23.734	+0.102	13:00:09.596
7	1:23.632		13:01:33.228
8	1:24.686	+1.054	13:02:57.914
9	1:23.789	+0.157	13:04:21.703
10	1:23.888	+0.256	13:05:45.591

(111) Joe Collier			
1	1:29.903	+5.737	12:53:06.375
2	1:26.487	+2.321	12:54:32.862
3	1:26.532	+2.366	12:55:59.394
4	1:25.625	+1.459	12:57:25.019
5	1:26.386	+2.220	12:58:51.405
6	1:24.573	+0.407	13:00:15.978
7	1:24.473	+0.307	13:01:40.451
8	1:24.261	+0.095	13:03:04.712
9	1:24.166		13:04:28.878
10	1:24.766	+0.600	13:05:53.644

(88) Josh Daley			
1	1:30.331	+5.320	12:53:05.027
2	1:26.838	+1.827	12:54:31.865
3	1:26.674	+1.663	12:55:58.539
4	1:25.077	+0.066	12:57:23.616
5	1:25.052	+0.041	12:58:48.668
6	1:25.092	+0.081	13:00:13.760
7	1:25.391	+0.380	13:01:39.151
8	1:25.011		13:03:04.162
9	1:25.868	+0.857	13:04:30.030
10	1:26.097	+1.086	13:05:56.127

(72) Brad Shaw			
1	1:28.685	+3.723	12:53:05.790
2	1:26.838	+1.876	12:54:32.628
3	1:26.662	+1.700	12:55:59.290
4	1:25.580	+0.618	12:57:24.870
5	1:26.284	+1.322	12:58:51.154
6	1:26.327	+1.365	13:00:17.481
7	1:25.337	+0.375	13:01:42.818
8	1:25.716	+0.754	13:03:08.534
9	1:24.962		13:04:33.496
10	1:25.107	+0.145	13:05:58.603

(51) Luke Helm			
1	1:29.295	+4.058	12:53:06.664
2	1:25.751	+0.514	12:54:32.415
3	1:26.748	+1.511	12:55:59.163
4	1:27.165	+1.928	12:57:26.328
5	1:25.818	+0.581	12:58:52.146
6	1:25.854	+0.617	13:00:18.000
7	1:25.237		13:01:43.237
8	1:26.380	+1.143	13:03:09.617
9	1:25.712	+0.475	13:04:35.329
10	1:27.840	+2.603	13:06:03.169

(17) Alastair Dayus			
1	1:33.016	+9.037	12:53:10.569
2	1:27.879	+3.900	12:54:38.448
3	1:25.869	+1.890	12:56:04.317
4	1:25.743	+1.764	12:57:30.060
5	1:26.529	+2.550	12:58:56.589
6	1:27.951	+3.972	13:00:24.540
7	1:25.935	+1.956	13:01:50.475
8	1:24.716	+0.737	13:03:15.191
9	1:24.143	+0.164	13:04:39.334
10	1:23.979		13:06:03.313

(114) Jack Keen			
1	1:31.584	+6.039	12:53:08.437
2	1:26.519	+0.974	12:54:34.956
3	1:27.331	+1.786	12:56:02.287
4	1:27.221	+1.676	12:57:29.508
5	1:26.926	+1.381	12:58:56.434
6	1:27.153	+1.608	13:00:23.587
7	1:26.677	+1.132	13:01:50.264
8	1:27.544	+1.999	13:03:17.808
9	1:26.349	+0.804	13:04:44.157
10	1:25.545		13:06:09.702

(23) Matthew Hartley			
1	1:29.579	+3.915	12:53:06.112
2	1:25.664		12:54:31.776
3	1:26.259	+0.595	12:55:58.035
4	1:26.607	+0.943	12:57:24.642
5	1:27.340	+1.676	12:58:51.982
6	1:27.722	+2.058	13:00:19.704
7	1:30.436	+4.772	13:01:50.140
8	1:27.475	+1.811	13:03:17.615
9	1:27.209	+1.545	13:04:44.824
10	1:25.676	+0.012	13:06:10.500

(18) Marcus Tatchell

1	1:33.117	+7.251	12:53:10.712
2	1:25.997	+0.131	12:54:36.709
3	1:25.866		12:56:02.575
4	1:27.226	+1.360	12:57:29.801
5	1:27.158	+1.292	12:58:56.959
6	1:27.715	+1.849	13:00:24.674
7	1:26.276	+0.410	13:01:50.950
8	1:27.360	+1.494	13:03:18.310
9	1:26.154	+0.288	13:04:44.464
10	1:26.087	+0.221	13:06:10.551

(99) Jordan Hole			
1	1:29.428	+3.768	12:53:07.394
2	1:25.660		12:54:33.054
3	1:26.448	+0.788	12:55:59.502
4	1:27.165	+1.505	12:57:26.667
5	1:25.976	+0.316	12:58:52.643
6	1:28.490	+2.830	13:00:21.133
7	1:28.543	+2.883	13:01:49.676
8	1:27.018	+1.358	13:03:16.694
9	1:26.881	+1.221	13:04:43.575
10	1:27.326	+1.666	13:06:10.901

(94) Jamie Thackeray			
1	1:31.680	+5.626	12:53:08.825
2	1:27.659	+1.605	12:54:36.484
3	1:27.737	+1.683	12:56:04.221
4	1:26.508	+0.454	12:57:30.729
5	1:26.845	+0.791	12:58:57.574
6	1:27.082	+1.028	13:00:24.656
7	1:26.619	+0.565	13:01:51.275
8	1:26.807	+0.753	13:03:18.082
9	1:26.894	+0.840	13:04:44.976
10	1:26.054		13:06:11.030

(75) Bradley Jones			
1	1:33.812	+7.923	12:53:11.624
2	1:27.728	+1.839	12:54:39.352
3	1:27.552	+1.663	12:56:06.904
4	1:27.618	+1.729	12:57:34.522
5	1:27.574	+1.685	12:59:02.096
6	1:25.889		13:00:27.985
7	1:27.611	+1.722	13:01:55.596
8	1:26.909	+1.020	13:03:22.505
9	1:26.857	+0.968	13:04:49.362
10	1:27.232	+1.343	13:06:16.594

(34) Louis Dawson			
1	1:27.357		12:59:05.093
2	1:29.012	+1.655	13:00:34.105
3	1:28.470	+1.113	13:02:02.575
4	1:28.172	+0.815	13:03:30.747
5	1:27.666	+0.309	13:04:58.413
6	1:27.572	+0.215	13:06:25.985

(155) Tommy Philp			
1	1:35.161	+8.557	12:53:12.576
2	1:30.363	+3.759	12:54:42.939
3	1:30.080	+3.476	12:56:13.019
4	1:27.754	+1.150	12:57:40.773
5	1:26.604		12:59:07.377

Chief Timekeeper:

Clerk of Course:

Weather & Track: Raining / Wet

Results: www.sportstimingservices.com

Printed: 18/09/2010 13:09:20





Thundersport GB - Rounds 14 and 15

Aprilia Superteens

Anglesey Circuit 1.550 Miles

Race 1

18/09/2010 12:51

Race started at 12:51:34

Lap	Lap Tm	Diff	Time of Day
6	1:28.079	+1.475	13:00:35.456
7	1:27.778	+1.174	13:02:03.234
8	1:28.312	+1.708	13:03:31.546
9	1:27.957	+1.353	13:04:59.503
10	1:27.195	+0.591	13:06:26.698

(26) Matthew Shillings

1	1:35.975	+8.674	12:53:14.638
2	1:31.007	+3.706	12:54:45.645
3	1:29.771	+2.470	12:56:15.416
4	1:27.981	+0.680	12:57:43.397
5	1:28.695	+1.394	12:59:12.092
6	1:30.574	+3.273	13:00:42.666
7	1:28.435	+1.134	13:02:11.101
8	1:28.342	+1.041	13:03:39.443
9	1:28.584	+1.283	13:05:08.027
10	1:27.301		13:06:35.328

(9) Ben Luxton

1	1:36.278	+8.382	12:53:13.978
2	1:31.418	+3.522	12:54:45.396
3	1:32.235	+4.339	12:56:17.631
4	1:29.186	+1.290	12:57:46.817
5	1:30.210	+2.314	12:59:17.027
6	1:29.254	+1.358	13:00:46.281
7	1:29.670	+1.774	13:02:15.951
8	1:28.519	+0.623	13:03:44.470
9	1:28.072	+0.176	13:05:12.542
10	1:27.896		13:06:40.438

(95) Luke Thackeray

1	1:37.006	+7.807	12:53:13.386
2	1:32.866	+3.667	12:54:46.252
3	1:31.013	+1.814	12:56:17.265
4	1:30.096	+0.897	12:57:47.361
5	1:30.318	+1.119	12:59:17.679
6	1:29.640	+0.441	13:00:47.319
7	1:30.304	+1.105	13:02:17.623
8	1:29.644	+0.445	13:03:47.267
9	1:29.199		13:05:16.466
10	1:29.797	+0.598	13:06:46.263

(14) Luke Buckingham

1	1:36.054	+6.050	12:53:11.511
2	1:33.228	+3.224	12:54:44.739
3	1:33.467	+3.463	12:56:18.206
4	1:33.233	+3.229	12:57:51.439
5	1:31.714	+1.710	12:59:23.153
6	1:31.219	+1.215	13:00:54.372
7	1:32.151	+2.147	13:02:26.523
8	1:30.004		13:03:56.527
9	1:31.158	+1.154	13:05:27.685
10	1:31.482	+1.478	13:06:59.167

(19) Charley Oakland

1	1:37.019	+6.941	12:53:16.176
2	1:32.914	+2.836	12:54:49.090
3	1:30.078		12:56:19.168
4	1:33.403	+3.325	12:57:52.571
5	1:32.947	+2.869	12:59:25.518
6	1:32.153	+2.075	13:00:57.671

Lap	Lap Tm	Diff	Time of Day
7	1:32.524	+2.446	13:02:30.195
8	1:31.395	+1.317	13:04:01.590
9	1:32.220	+2.142	13:05:33.810
10	1:30.366	+0.288	13:07:04.176

(48) Aaron Maxfield

1	1:37.377	+6.420	12:53:15.521
2	1:33.135	+2.178	12:54:48.656
3	1:31.120	+0.163	12:56:19.776
4	1:30.957		12:57:50.733
5	1:31.920	+0.963	12:59:22.653
6	1:32.890	+1.933	13:00:55.543
7	1:32.950	+1.993	13:02:28.493
8	1:32.581	+1.624	13:04:01.074
9	1:32.236	+1.279	13:05:33.310
10	1:31.614	+0.657	13:07:04.924

(27) James Pickford

1	1:38.227	+8.782	12:53:16.741
2	1:35.313	+5.868	12:54:52.054
3	1:32.927	+3.482	12:56:24.981
4	1:32.040	+2.595	12:57:57.021
5	1:32.936	+3.491	12:59:29.957
6	1:31.597	+2.152	13:01:01.554
7	1:30.853	+1.408	13:02:32.407
8	1:29.445		13:04:01.852
9	1:32.054	+2.609	13:05:33.906
10	1:31.254	+1.809	13:07:05.160

(37) Clinton Carver

1	1:26.121	+1.776	12:56:02.973
2	2:54.180	+1:29.835	12:58:57.153
3	1:26.743	+2.398	13:00:23.896
4	2:51.464	+1:27.119	13:03:15.360
5	1:24.344		13:04:39.705

(4) Sam Thompson

1	1:35.455	+10.161	12:53:12.563
2	1:28.315	+3.021	12:54:40.878
3	1:27.345	+2.051	12:56:08.223
4	1:26.758	+1.464	12:57:34.981
5	1:26.561	+1.267	12:59:01.542
6	1:25.294		13:00:26.836

(15) Ross Twyman

1	1:30.880	+4.977	12:53:07.516
2	1:26.667	+0.764	12:54:34.183
3	1:26.259	+0.356	12:56:00.442
4	1:26.016	+0.113	12:57:26.458
5	1:25.903		12:58:52.361

(20) Tom Oliver

1	1:30.540	+4.329	12:53:07.227
2	1:26.211		12:54:33.438
3	1:26.377	+0.166	12:55:59.815
4	1:27.183	+0.972	12:57:26.998

(194) Robyn Lindsay

1	1:34.597	+7.678	12:53:13.499
2	1:31.174	+4.255	12:54:44.673
3	1:27.896	+0.977	12:56:12.569

Lap	Lap Tm	Diff	Time of Day
4	1:26.919		12:57:39.488
(35) Jake Dixon			
1	1:28.777	+3.354	12:53:03.716
2	1:25.422		12:54:29.139

Chief Timekeeper:

Clerk of Course:

Weather & Track: Raining / Wet

Results: www.sportstimingservices.com

Printed: 18/09/2010 13:09:20





Thundersport GB - Rounds 14 and 15

Sorted on Laps

Aprilia Superteens

Anglesey Circuit 1.550 Miles

Race 9

18/09/2010 16:20

Race started at 16:20:08

Pos	No.	Name	Class	Make	Model	Laps	Total Tm	Diff	Best Tm	In Lap	Best Spd
1	35	Jake Dixon	Superteen	Aprilia	125©	10	14:01.336		1:22.590	9	67.563
2	55	Chrissy Rouse	Superteen	Aprilia	125	10	14:09.065	7.729	1:22.973	9	67.251
3	51	Luke Helm	Superteen	Aprilia	125	10	14:10.844	9.508	1:23.365	9	66.935
4	14	Luke Buckingham	Superteen	Aprilia	125	10	14:13.307	11.971	1:23.509	7	66.819
5	72	Brad Shaw	Superteen	Aprilia	125©	10	14:22.669	21.333	1:24.547	7	65.999
6	20	Tom Oliver	Superteen	Aprilia	125	10	14:22.784	21.448	1:24.053	10	66.387
7	111	Joe Collier	Superteen	Aprilia	125©	10	14:33.294	31.958	1:25.046	8	65.612
8	15	Ross Twyman	Superteen	Aprilia	125	10	14:40.412	39.076	1:25.614	9	65.176
9	18	Marcus Tatchell	Superteen	Aprilia	125	10	14:50.447	49.111	1:25.540	8	65.233
10	114	Jack Keen	Superteen	Aprilia	125	10	14:56.783	55.447	1:25.397	10	65.342
11	17	Alastair Dayus	Superteen	Aprilia	125©	10	14:57.297	55.961	1:24.981	10	65.662
12	37	Clinton Carver	Superteen	Aprilia	125©	10	14:57.398	56.062	1:25.381	10	65.354
13	27	James Pickford	Superteen	Aprilia	125©	10	14:58.079	56.743	1:25.445	10	65.305
14	75	Bradley Jones	Superteen	Aprilia	125©	10	14:58.484	57.148	1:25.398	10	65.341
15	155	Tommy Philp	Superteen	Aprilia	125	10	14:59.330	57.994	1:25.615	10	65.175
16	34	Louis Dawson	Superteen	Aprilia	125©	10	15:03.252	1:01.916	1:26.703	10	64.358
17	9	Ben Luxton	Superteen	Aprilia	125	10	15:14.834	1:13.498	1:27.841	10	63.524
18	94	Jamie Thackeray	Superteen	Aprilia	125	10	15:25.706	1:24.370	1:27.688	9	63.635
19	99	Jordan Hole	Superteen	Aprilia	125©	10	15:25.922	1:24.586	1:30.002	10	61.999
20	95	Luke Thackeray	Superteen	Aprilia	125	10	15:26.833	1:25.497	1:28.220	10	63.251
21	194	Robyn Lindsay	Superteen	Aprilia	125	9	14:03.464	1 Lap	1:29.450	9	62.381
22	48	Aaron Maxfield	Superteen	Aprilia	125©	9	14:26.669	1 Lap	1:33.523	7	59.664

Not classified ()

80	Callum Bey	Superteen	Aprilia	125©	9	12:47.275	DNF	1:23.575	7	66.766
4	Sam Thompson	Superteen	Aprilia	125©	6	9:00.335	DNF	1:27.876	6	63.499
7	Callan Cooper	Superteen	Aprilia	125©		1.098	DNF		0	-
19	Charley Oakland	Superteen	Aprilia	125		4.873	DNF		0	-
26	Matthew Shillings	Superteen	Aprilia	125©		5.007	DNF		0	-
23	Matthew Hartley	Superteen	Aprilia	125		1:07.955	DNF		0	-
88	Josh Daley	Superteen	Aprilia	125			DNF		0	-

Margin of Victory	Avg. Speed	Best Lap Tm	Best Spd	Best Lap by
7.729	66.323	1:22.590	67.563	35 - Jake Dixon

Chief Timekeeper:

Clerk of Course:

Weather & Track: Raining / Wet

Results: www.sportstiming.com





Thundersport GB - Rounds 14 and 15

Lapchart

Aprilia Superteens

Anglesey Circuit 1.550 Miles

Race 9

18/09/2010 16:20

Race started at 16:20:08

Competitors	Laps										
	0	1	2	3	4	5	6	7	8	9	10
Callum Bey (80)	1	80	35	35	35	35	35	35	35	35	35
Chrissy Rouse (55)	2	55	80	80	51	51	51	51	51	51	55
Callan Cooper (7)	3	7	55	51	55	55	55	55	55	55	51
Jake Dixon (35)	4	35	14	55	80	80	80	80	80	80	14
Luke Buckingham (14)	5	14	51	14	14	14	14	14	14	14	72
Ross Twyman (15)	6	15	72	72	72	72	72	72	72	72	20
Joe Collier (111)	7	111	20	20	20	20	20	20	20	20	111
Luke Thackeray (95)	8	95	111	111	111	111	111	111	111	111	15
Sam Thompson (4)	9	4	15	15	15	15	15	15	15	15	18
Tom Oliver (20)	10	20	4	4	4	4	4	18	18	18	114
Brad Shaw (72)	11	72	114	75	75	75	18	18	37	37	114
Jack Keen (114)	12	114	75	114	37	37	37	37	27	27	37
Tommy Philp (155)	13	155	155	37	18	18	75	27	114	114	17
Luke Helm (51)	14	51	37	18	114	114	27	75	17	17	27
Alastair Dayus (17)	15	17	17	155	155	155	155	114	75	75	155
Marcus Tatchell (18)	16	18	18	17	17	17	17	155	155	155	34
Ben Luxton (9)	17	9	9	9	27	27	114	155	34	34	9
Jordan Hole (99)	18	99	99	27	34	34	34	34	9	9	9
Clinton Carver (37)	19	37	27	34	9	9	9	9	99	99	99
James Pickford (27)	20	27	34	99	99	99	99	99	95	95	94
Bradley Jones (75)	21	75	95	95	95	95	95	95	94	94	95
Louis Dawson (34)	22	34	194	194	194	194	94	94	194	194	194
Aaron Maxfield (48)	23	48	48	48	48	94	194	194	48	48	48
Charley Oakland (19)	24	19	94	94	94	48	48	48			
Robyn Lindsay (194)	25	194									
Matthew Shillings (26)	26	26									
Jamie Thackeray (94)	27	94									
Matthew Hartley (23)	28	23									
-	29										

Chief Timekeeper:

Clerk of Course:

Weather & Track: Raining / Wet

Results: www.sportstimingservices.com

Printed: 18/09/2010 16:38:30





Thundersport GB - Rounds 14 and 15

Aprilia Superteens

Anglesey Circuit 1.550 Miles

Race 9

18/09/2010 16:20

Race started at 16:20:08

Lap	Lap Tm	Diff	Time of Day
(35) Jake Dixon			
1	1:28.158	+5.568	16:21:38.410
2	1:24.786	+2.196	16:23:03.196
3	1:24.209	+1.619	16:24:27.405
4	1:24.209	+1.619	16:25:51.614
5	1:23.818	+1.228	16:27:15.432
6	1:23.115	+0.525	16:28:38.547
7	1:22.763	+0.173	16:30:01.310
8	1:23.087	+0.497	16:31:24.397
9	1:22.590		16:32:46.987
10	1:23.186	+0.596	16:34:10.173

(55) Chrissy Rouse			
1	1:31.056	+8.083	16:21:39.952
2	1:26.420	+3.447	16:23:06.372
3	1:25.095	+2.122	16:24:31.467
4	1:24.163	+1.190	16:25:55.630
5	1:24.537	+1.564	16:27:20.167
6	1:23.887	+0.914	16:28:44.054
7	1:23.780	+0.807	16:30:07.834
8	1:24.007	+1.034	16:31:31.841
9	1:22.973		16:32:54.814
10	1:23.088	+0.115	16:34:17.902

(51) Luke Helm			
1	1:29.110	+5.745	16:21:40.999
2	1:25.229	+1.864	16:23:06.228
3	1:24.747	+1.382	16:24:30.975
4	1:24.116	+0.751	16:25:55.091
5	1:24.543	+1.178	16:27:19.634
6	1:23.795	+0.430	16:28:43.429
7	1:24.156	+0.791	16:30:07.585
8	1:23.771	+0.406	16:31:31.356
9	1:23.365		16:32:54.721
10	1:24.960	+1.595	16:34:19.681

(14) Luke Buckingham			
1	1:30.042	+6.533	16:21:40.643
2	1:26.154	+2.645	16:23:06.797
3	1:25.672	+2.163	16:24:32.469
4	1:24.353	+0.844	16:25:56.822
5	1:24.025	+0.516	16:27:20.847
6	1:24.309	+0.800	16:28:45.156
7	1:23.509		16:30:08.665
8	1:23.912	+0.403	16:31:32.577
9	1:23.813	+0.304	16:32:56.390
10	1:25.754	+2.245	16:34:22.144

(72) Brad Shaw			
1	1:30.765	+6.218	16:21:42.184
2	1:26.842	+2.295	16:23:09.026
3	1:26.813	+2.266	16:24:35.839
4	1:25.690	+1.143	16:26:01.529
5	1:25.287	+0.740	16:27:26.816
6	1:24.933	+0.386	16:28:51.749
7	1:24.547		16:30:16.296
8	1:25.421	+0.874	16:31:41.717
9	1:24.680	+0.133	16:33:06.397
10	1:25.109	+0.562	16:34:31.506

(20) Tom Oliver			
1	1:31.344	+7.291	16:21:42.576
2	1:27.005	+2.952	16:23:09.581
3	1:26.590	+2.537	16:24:36.171
4	1:26.267	+2.214	16:26:02.438
5	1:25.872	+1.819	16:27:28.310
6	1:25.062	+1.009	16:28:53.372
7	1:24.292	+0.239	16:30:18.664
8	1:25.575	+1.522	16:31:43.239
9	1:24.329	+0.276	16:33:07.568
10	1:24.053		16:34:31.621

(111) Joe Collier			
1	1:34.234	+9.188	16:21:45.103
2	1:29.787	+4.741	16:23:14.890
3	1:26.738	+1.692	16:24:41.628
4	1:25.744	+0.698	16:26:07.372
5	1:25.883	+0.837	16:27:33.255
6	1:26.077	+1.031	16:28:59.332
7	1:25.576	+0.530	16:30:24.908
8	1:25.046		16:31:49.954
9	1:25.630	+0.584	16:33:15.584
10	1:26.547	+1.501	16:34:42.131

(15) Ross Twyman			
1	1:34.607	+8.993	16:21:45.395
2	1:29.764	+4.150	16:23:15.159
3	1:28.015	+2.401	16:24:43.174
4	1:27.897	+2.283	16:26:11.071
5	1:27.366	+1.752	16:27:38.437
6	1:27.246	+1.632	16:29:05.683
7	1:26.352	+0.738	16:30:32.035
8	1:25.981	+0.367	16:31:58.016
9	1:25.614		16:33:23.630
10	1:25.619	+0.005	16:34:49.249

(18) Marcus Tatchell			
1	1:37.864	+12.324	16:21:49.973
2	1:30.546	+5.006	16:23:20.519
3	1:29.554	+4.014	16:24:50.073
4	1:30.252	+4.712	16:26:20.325
5	1:29.195	+3.655	16:27:49.520
6	1:26.481	+0.941	16:29:16.001
7	1:25.678	+0.138	16:30:41.679
8	1:25.540		16:32:07.219
9	1:25.825	+0.285	16:33:33.044
10	1:26.240	+0.700	16:34:59.284

(114) Jack Keen			
1	1:36.036	+10.639	16:21:47.580
2	1:32.257	+6.860	16:23:19.837
3	1:31.041	+5.644	16:24:50.878
4	1:29.460	+4.063	16:26:20.338
5	1:31.757	+6.360	16:27:52.095
6	1:27.577	+2.180	16:29:19.672
7	1:27.240	+1.843	16:30:46.912
8	1:27.463	+2.066	16:32:14.375
9	1:25.848	+0.451	16:33:40.223
10	1:25.397		16:35:05.620

(17) Alastair Dayus			
----------------------------	--	--	--

1	1:37.687	+12.706	16:21:49.702
2	1:33.165	+8.184	16:23:22.867
3	1:29.687	+4.706	16:24:52.554
4	1:29.052	+4.071	16:26:21.606
5	1:29.812	+4.831	16:27:51.418
6	1:28.987	+4.006	16:29:20.405
7	1:26.894	+1.913	16:30:47.299
8	1:27.191	+2.210	16:32:14.490
9	1:26.663	+1.682	16:33:41.153
10	1:24.981		16:35:06.134

(37) Clinton Carver			
1	1:37.288	+11.907	16:21:49.673
2	1:30.470	+5.089	16:23:20.143
3	1:29.548	+4.167	16:24:49.691
4	1:30.033	+4.652	16:26:19.724
5	1:29.924	+4.543	16:27:49.648
6	1:27.529	+2.148	16:29:17.177
7	1:27.894	+2.513	16:30:45.071
8	1:28.487	+3.106	16:32:13.558
9	1:27.296	+1.915	16:33:40.854
10	1:25.381		16:35:06.235

(27) James Pickford			
1	1:38.215	+12.770	16:21:50.616
2	1:33.072	+7.627	16:23:23.688
3	1:29.304	+3.859	16:24:52.992
4	1:28.855	+3.410	16:26:21.847
5	1:28.952	+3.507	16:27:50.799
6	1:27.522	+2.077	16:29:18.321
7	1:27.104	+1.659	16:30:45.425
8	1:28.575	+3.130	16:32:14.000
9	1:27.471	+2.026	16:33:41.471
10	1:25.445		16:35:06.916

(75) Bradley Jones			
1	1:35.600	+10.202	16:21:48.209
2	1:30.669	+5.271	16:23:18.878
3	1:30.376	+4.978	16:24:49.254
4	1:30.201	+4.803	16:26:19.455
5	1:31.002	+5.604	16:27:50.457
6	1:28.905	+3.507	16:29:19.362
7	1:28.377	+2.979	16:30:47.739
8	1:27.022	+1.624	16:32:14.761
9	1:27.162	+1.764	16:33:41.923
10	1:25.398		16:35:07.321

(155) Tommy Philp			
1	1:37.394	+11.779	16:21:49.009
2	1:32.859	+7.244	16:23:21.868
3	1:29.671	+4.056	16:24:51.539
4	1:29.256	+3.641	16:26:20.795
5	1:30.513	+4.898	16:27:51.308
6	1:29.788	+4.173	16:29:21.096
7	1:27.379	+1.764	16:30:48.475
8	1:27.096	+1.481	16:32:15.571
9	1:26.981	+1.366	16:33:42.552
10	1:25.615		16:35:08.167

(34) Louis Dawson			
1	1:38.550	+11.847	16:21:51.215

Chief Timekeeper:


Clerk of Course:

Weather & Track: Raining / Wet

Results: www.sportstimingservices.com

Printed: 18/09/2010 16:38:14





Thundersport GB - Rounds 14 and 15

Aprilia Superteens

Anglesey Circuit 1.550 Miles

Race 9

18/09/2010 16:20

Race started at 16:20:08

Lap	Lap Tm	Diff	Time of Day
2	1:32.818	+6.115	16:23:24.033
3	1:30.937	+4.234	16:24:54.970
4	1:30.357	+3.654	16:26:25.327
5	1:29.251	+2.548	16:27:54.578
6	1:28.655	+1.952	16:29:23.233
7	1:27.371	+0.668	16:30:50.604
8	1:27.692	+0.989	16:32:18.296
9	1:27.090	+0.387	16:33:45.386
10	1:26.703		16:35:12.089

(9) Ben Luxton

1	1:37.766	+9.925	16:21:49.998
2	1:33.458	+5.617	16:23:23.456
3	1:32.606	+4.765	16:24:56.062
4	1:30.668	+2.827	16:26:26.730
5	1:30.906	+3.065	16:27:57.636
6	1:30.393	+2.552	16:29:28.029
7	1:29.300	+1.459	16:30:57.329
8	1:29.492	+1.651	16:32:26.821
9	1:29.009	+1.168	16:33:55.830
10	1:27.841		16:35:23.671

(94) Jamie Thackeray

1	1:46.355	+18.667	16:22:05.916
2	1:34.485	+6.797	16:23:40.401
3	1:30.669	+2.981	16:25:11.070
4	1:31.193	+3.505	16:26:42.263
5	1:29.905	+2.217	16:28:12.168
6	1:29.731	+2.043	16:29:41.899
7	1:28.634	+0.946	16:31:10.533
8	1:28.481	+0.793	16:32:39.014
9	1:27.688		16:34:06.702
10	1:27.841	+0.153	16:35:34.543

(99) Jordan Hole

1	1:37.981	+7.979	16:21:50.266
2	1:34.125	+4.123	16:23:24.391
3	1:32.007	+2.005	16:24:56.398
4	1:32.025	+2.023	16:26:28.423
5	1:31.248	+1.246	16:27:59.671
6	1:31.355	+1.353	16:29:31.026
7	1:31.972	+1.970	16:31:02.998
8	1:31.160	+1.158	16:32:34.158
9	1:30.599	+0.597	16:34:04.757
10	1:30.002		16:35:34.759

(95) Luke Thackeray

1	1:41.116	+12.896	16:21:52.001
2	1:35.326	+7.106	16:23:27.327
3	1:33.081	+4.861	16:25:00.408
4	1:31.535	+3.315	16:26:31.943
5	1:31.550	+3.330	16:28:03.493
6	1:31.371	+3.151	16:29:34.864
7	1:31.523	+3.303	16:31:06.387
8	1:30.697	+2.477	16:32:37.084
9	1:30.366	+2.146	16:34:07.450
10	1:28.220		16:35:35.670

(194) Robyn Lindsay

1	1:40.763	+11.313	16:21:54.531
2	1:36.432	+6.982	16:23:30.963

Lap	Lap Tm	Diff	Time of Day
3	1:34.622	+5.172	16:25:05.585
4	1:34.936	+5.486	16:26:40.521
5	1:32.087	+2.637	16:28:12.608
6	1:30.544	+1.094	16:29:43.152
7	1:30.014	+0.564	16:31:13.166
8	1:29.685	+0.235	16:32:42.851
9	1:29.450		16:34:12.301

(48) Aaron Maxfield

1	1:42.877	+9.354	16:21:55.642
2	1:37.681	+4.158	16:23:33.323
3	1:36.252	+2.729	16:25:09.575
4	1:35.082	+1.559	16:26:44.657
5	1:34.345	+0.822	16:28:19.002
6	1:33.874	+0.351	16:29:52.876
7	1:33.523		16:31:26.399
8	1:34.526	+1.003	16:33:00.925
9	1:34.581	+1.058	16:34:35.506

(80) Callum Bey

1	1:30.553	+6.978	16:21:39.390
2	1:26.060	+2.485	16:23:05.450
3	1:26.337	+2.762	16:24:31.787
4	1:24.699	+1.124	16:25:56.486
5	1:24.057	+0.482	16:27:20.543
6	1:24.305	+0.730	16:28:44.848
7	1:23.575		16:30:08.423
8	1:23.904	+0.329	16:31:32.327
9	1:23.785	+0.210	16:32:56.112

(4) Sam Thompson

1	1:34.513	+6.637	16:21:45.569
2	1:29.988	+2.112	16:23:15.557
3	1:29.007	+1.131	16:24:44.564
4	1:28.700	+0.824	16:26:13.264
5	1:28.032	+0.156	16:27:41.296
6	1:27.876		16:29:09.172

Chief Timekeeper:

Clerk of Course:

Weather & Track: Raining / Wet

Results: www.sportstimingservices.com





Thundersport GB - Rounds 14 and 15

Sorted on Laps

Aprilia Superteens

Anglesey Circuit 1.550 Miles

Race 1

19/09/2010 10:26

Race started at 10:26:22

Pos	No.	Name	Class	Make	Model	Laps	Total Tm	Diff	Best Tm	In Lap	Best Spd
1	7	Callan Cooper	Superteen	Aprilia	125©	10	14:00.916		1:21.938	10	68.100
2	88	Josh Daley	Superteen	Aprilia	125	10	14:12.810	11.894	1:23.659	8	66.699
3	55	Chrissy Rouse	Superteen	Aprilia	125	10	14:13.982	13.066	1:23.452	8	66.865
4	15	Ross Twyman	Superteen	Aprilia	125	10	14:15.915	14.999	1:24.034	8	66.402
5	111	Joe Collier	Superteen	Aprilia	125©	10	14:17.802	16.886	1:23.638	10	66.716
6	80	Callum Bey	Superteen	Aprilia	125©	10	14:18.389	17.473	1:24.081	7	66.365
7	155	Tommy Philp	Superteen	Aprilia	125	10	14:31.301	30.385	1:24.154	7	66.307
8	20	Tom Oliver	Superteen	Aprilia	125	10	14:33.945	33.029	1:24.791	9	65.809
9	27	James Pickford	Superteen	Aprilia	125©	10	14:36.179	35.263	1:24.554	9	65.993
10	114	Jack Keen	Superteen	Aprilia	125	10	14:38.444	37.528	1:24.872	9	65.746
11	75	Bradley Jones	Superteen	Aprilia	125©	10	14:43.645	42.729	1:26.282	9	64.672
12	37	Clinton Carver	Superteen	Aprilia	125©	10	14:45.466	44.550	1:25.034	10	65.621
13	34	Louis Dawson	Superteen	Aprilia	125©	10	14:46.359	45.443	1:26.498	9	64.510
14	4	Sam Thompson	Superteen	Aprilia	125©	10	14:47.506	46.590	1:26.915	10	64.201
15	9	Ben Luxton	Superteen	Aprilia	125	10	14:57.500	56.584	1:27.055	7	64.097
16	94	Jamie Thackeray	Superteen	Aprilia	125	10	15:11.975	1:11.059	1:28.892	6	62.773
17	99	Jordan Hole	Superteen	Aprilia	125©	10	15:24.409	1:23.493	1:27.659	6	63.656
18	48	Aaron Maxfield	Superteen	Aprilia	125©	10	15:27.006	1:26.090	1:29.140	9	62.598
19	95	Luke Thackeray	Superteen	Aprilia	125	10	15:32.428	1:31.512	1:29.791	8	62.144
20	194	Robyn Lindsay	Superteen	Aprilia	125	9	14:02.285	1 Lap	1:30.909	8	61.380
21	19	Charley Oakland	Superteen	Aprilia	125	9	14:37.311	1 Lap	1:34.905	2	58.796

Not classified ()

35	Jake Dixon	Superteen	Aprilia	125©	9	12:38.113	DNF	1:22.613	9	67.544
23	Matthew Hartley	Superteen	Aprilia	125	9	12:48.881	DNF	1:23.149	8	67.108
14	Luke Buckingham	Superteen	Aprilia	125	7	10:02.485	DNF	1:23.304	6	66.984
72	Brad Shaw	Superteen	Aprilia	125©	7	10:03.513	DNF	1:23.418	7	66.892
17	Alastair Dayus	Superteen	Aprilia	125©	7	10:14.907	DNF	1:25.018	7	65.633
21	Max Symonds	Superteen	Aprilia	125	4	6:25.603	DNF	1:30.398	3	61.727
51	Luke Helm	Superteen	Aprilia	125	1	1:34.583	DNF	1:30.457	1	61.687
18	Marcus Tatchell	Superteen	Aprilia	125	1	1:40.810	DNF	1:36.484	1	57.833
26	Matthew Shillings	Superteen	Aprilia	125©			DNF		0	-

Announcements

No.111 - PLEASE PUT TRANSPONDER ON !!!!

No.37 - 10 Second penalty added - YELLOW FLAG INFRINGEMENT

Margin of Victory	Avg. Speed	Best Lap Tm	Best Spd	Best Lap by
11.894	66.356	1:21.938	68.100	7 - Callan Cooper

Chief Timekeeper:

Clerk of Course:

Weather & Track: Raining / Wet

Results: www.sportstiming.com





Thundersport GB - Rounds 14 and 15

Lapchart

Aprilia Superteens

Anglesey Circuit 1.550 Miles

Race 1

19/09/2010 10:26

Race started at 10:26:22

Competitors	Laps										
	0	1	2	3	4	5	6	7	8	9	10
Josh Daley (88)	1	88	7	35	35	35	35	35	35	35	7
Callum Bey (80)	2	80	88	7	7	7	7	7	7	7	88
Chrissy Rouse (55)	3	55	35	88	88	23	23	23	88	23	88
Callan Cooper (7)	4	7	55	55	23	88	88	88	23	88	23
Jake Dixon (35)	5	35	23	23	55	55	55	55	55	55	111
Ross Twyman (15)	6	15	15	15	15	15	15	14	14	15	80
Luke Buckingham (14)	7	14	72	80	80	14	14	15	15	80	155
Joe Collier (111)	8	111	14	72	72	80	80	80	72	111	20
Matthew Hartley (23)	9	23	80	14	14	72	72	72	80	155	37
Luke Thackeray (95)	10	95	111	111	111	111	111	111	20	20	27
Tom Oliver (20)	11	20	51	4	20	20	17	17	155	37	114
Sam Thompson (4)	12	4	4	20	17	17	37	155	17	27	75
Jack Keen (114)	13	114	20	75	37	37	20	37	37	114	34
Brad Shaw (72)	14	72	17	17	75	155	155	20	20	75	4
Jamie Thackeray (94)	15	94	75	37	4	75	27	27	27	34	9
Tommy Philp (155)	16	155	155	27	155	27	75	75	114	4	94
Alastair Dayus (17)	17	17	37	155	27	4	114	114	75	9	99
Luke Helm (51)	18	51	27	34	114	114	4	4	4	94	48
Ben Luxton (9)	19	9	114	114	34	34	34	34	34	99	95
Marcus Tatchell (18)	20	18	34	9	9	9	9	9	9	48	48
Bradley Jones (75)	21	75	94	94	94	94	94	94	94	95	95
Jordan Hole (99)	22	99	9	21	21	48	48	48	48	194	194
Louis Dawson (34)	23	34	99	95	95	95	95	95	99	19	19
Aaron Maxfield (48)	24	48	18	194	48	194	194	194	194	95	
James Pickford (27)	25	27	21	48	194	21	99	99	99	194	
Clinton Carver (37)	26	37	95	19	19	19	19	19	19		
Robyn Lindsay (194)	27	194	194	99	99	99					
Max Symonds (21)	28	21	48								
Charley Oakland (19)	29	19	19								
-	30										

Chief Timekeeper:

Clerk of Course:

Weather & Track: Raining / Wet

Results: www.sportstimingservices.com

Printed: 19/09/2010 10:45:36





Thundersport GB - Rounds 14 and 15

Aprilia Superteens

Anglesey Circuit 1.550 Miles

Race 1

19/09/2010 10:26

Race started at 10:26:22

Lap	Lap Tm	Diff	Time of Day
(7) Callan Cooper			
1	1:29.528	+7.590	10:27:53.754
2	1:25.565	+3.627	10:29:19.319
3	1:23.723	+1.785	10:30:43.042
4	1:23.415	+1.477	10:32:06.457
5	1:23.296	+1.358	10:33:29.753
6	1:23.251	+1.313	10:34:53.004
7	1:23.218	+1.280	10:36:16.222
8	1:22.375	+0.437	10:37:38.597
9	1:22.484	+0.546	10:39:01.081
10	1:21.938		10:40:23.019
(88) Josh Daley			
1	1:31.775	+8.116	10:27:53.878
2	1:25.598	+1.939	10:29:19.476
3	1:25.127	+1.468	10:30:44.603
4	1:24.996	+1.337	10:32:09.599
5	1:25.190	+1.531	10:33:34.789
6	1:24.207	+0.548	10:34:58.996
7	1:23.974	+0.315	10:36:22.970
8	1:23.659		10:37:46.629
9	1:24.105	+0.446	10:39:10.734
10	1:24.179	+0.520	10:40:34.913
(55) Chrissy Rouse			
1	1:32.183	+8.731	10:27:54.347
2	1:25.933	+2.481	10:29:20.280
3	1:25.542	+2.090	10:30:45.822
4	1:24.874	+1.422	10:32:10.696
5	1:24.708	+1.256	10:33:35.404
6	1:24.511	+1.059	10:34:59.915
7	1:24.332	+0.880	10:36:24.247
8	1:23.452		10:37:47.699
9	1:24.039	+0.587	10:39:11.738
10	1:24.347	+0.895	10:40:36.085
(15) Ross Twyman			
1	1:30.194	+6.160	10:27:54.964
2	1:26.512	+2.478	10:29:21.476
3	1:25.737	+1.703	10:30:47.213
4	1:24.834	+0.800	10:32:12.047
5	1:24.668	+0.634	10:33:36.715
6	1:24.376	+0.342	10:35:01.091
7	1:24.262	+0.228	10:36:25.353
8	1:24.034		10:37:49.387
9	1:24.377	+0.343	10:39:13.764
10	1:24.254	+0.220	10:40:38.018
(111) Joe Collier			
1	1:31.707	+8.069	10:27:56.490
2	1:27.319	+3.681	10:29:23.809
3	1:25.090	+1.452	10:30:48.899
4	1:24.562	+0.924	10:32:13.461
5	1:25.462	+1.824	10:33:38.923
6	1:24.529	+0.891	10:35:03.452
7	1:24.011	+0.373	10:36:27.463
8	1:24.457	+0.819	10:37:51.920
9	1:24.347	+0.709	10:39:16.267
10	1:23.638		10:40:39.905

Lap	Lap Tm	Diff	Time of Day
(80) Callum Bey			
1	1:33.821	+9.740	10:27:55.938
2	1:26.230	+2.149	10:29:22.168
3	1:25.492	+1.411	10:30:47.660
4	1:25.186	+1.105	10:32:12.846
5	1:24.684	+0.603	10:33:37.530
6	1:24.434	+0.353	10:35:01.964
7	1:24.081		10:36:26.045
8	1:24.459	+0.378	10:37:50.504
9	1:25.256	+1.175	10:39:15.760
10	1:24.732	+0.651	10:40:40.492
(155) Tommy Philp			
1	1:34.199	+10.045	10:28:00.131
2	1:29.787	+5.633	10:29:29.918
3	1:27.033	+2.879	10:30:56.951
4	1:25.454	+1.300	10:32:22.405
5	1:25.291	+1.137	10:33:47.696
6	1:24.751	+0.597	10:35:12.447
7	1:24.154		10:36:36.601
8	1:25.003	+0.849	10:38:01.604
9	1:25.091	+0.937	10:39:26.695
10	1:26.709	+2.555	10:40:53.404
(20) Tom Oliver			
1	1:33.446	+8.655	10:27:58.885
2	1:28.326	+3.535	10:29:27.211
3	1:27.328	+2.537	10:30:54.539
4	1:26.120	+1.329	10:32:20.659
5	1:26.452	+1.661	10:33:47.111
6	1:26.758	+1.967	10:35:13.869
7	1:26.883	+2.092	10:36:40.752
8	1:25.033	+0.242	10:38:05.785
9	1:24.791		10:39:30.576
10	1:25.472	+0.681	10:40:56.048
(27) James Pickford			
1	1:33.550	+8.996	10:28:00.557
2	1:28.773	+4.219	10:29:29.330
3	1:27.935	+3.381	10:30:57.265
4	1:27.263	+2.709	10:32:24.528
5	1:26.515	+1.961	10:33:51.043
6	1:26.030	+1.476	10:35:17.073
7	1:25.316	+0.762	10:36:42.389
8	1:25.234	+0.680	10:38:07.623
9	1:24.554		10:39:32.177
10	1:26.105	+1.551	10:40:58.282
(114) Jack Keen			
1	1:35.667	+10.795	10:28:01.295
2	1:30.022	+5.150	10:29:31.317
3	1:27.672	+2.800	10:30:58.989
4	1:26.767	+1.895	10:32:25.756
5	1:26.680	+1.808	10:33:52.436
6	1:26.173	+1.301	10:35:18.609
7	1:25.601	+0.729	10:36:44.210
8	1:25.254	+0.382	10:38:09.464
9	1:24.872		10:39:34.336
10	1:26.211	+1.339	10:41:00.547
(75) Bradley Jones			

Lap	Lap Tm	Diff	Time of Day
(37) Clinton Carver			
1	1:32.995	+7.961	10:28:00.211
2	1:28.563	+3.529	10:29:28.774
3	1:26.583	+1.549	10:30:55.357
4	1:25.923	+0.889	10:32:21.280
5	1:25.572	+0.538	10:33:46.852
6	1:26.535	+1.501	10:35:13.387
7	1:27.019	+1.985	10:36:40.406
8	1:26.868	+1.834	10:38:07.274
9	1:25.261	+0.227	10:39:32.535
10	1:25.034		10:40:57.569
(34) Louis Dawson			
1	1:34.744	+8.246	10:28:01.548
2	1:29.236	+2.738	10:29:30.784
3	1:28.446	+1.948	10:30:59.230
4	1:27.979	+1.481	10:32:27.209
5	1:27.518	+1.020	10:33:54.727
6	1:27.330	+0.832	10:35:22.057
7	1:26.657	+0.159	10:36:48.714
8	1:26.610	+0.112	10:38:15.324
9	1:26.498		10:39:41.822
10	1:26.640	+0.142	10:41:08.462
(4) Sam Thompson			
1	1:31.812	+4.897	10:27:57.278
2	1:29.815	+2.900	10:29:27.093
3	1:29.666	+2.751	10:30:56.759
4	1:28.201	+1.286	10:32:24.960
5	1:27.956	+1.041	10:33:52.916
6	1:27.233	+0.318	10:35:20.149
7	1:27.785	+0.870	10:36:47.934
8	1:27.654	+0.739	10:38:15.588
9	1:27.106	+0.191	10:39:42.694
10	1:26.915		10:41:09.609
(9) Ben Luxton			
1	1:35.902	+8.847	10:28:02.278
2	1:31.336	+4.281	10:29:33.614
3	1:30.149	+3.094	10:31:03.763
4	1:29.103	+2.048	10:32:32.866
5	1:28.868	+1.813	10:34:01.734
6	1:28.545	+1.490	10:35:30.279
7	1:27.055		10:36:57.334
8	1:27.316	+0.261	10:38:24.650
9	1:27.103	+0.048	10:39:51.753
10	1:27.850	+0.795	10:41:19.603
(94) Jamie Thackeray			
1	1:36.349	+7.457	10:28:02.202


Chief Timekeeper:

Clerk of Course:

Weather & Track: Raining / Wet

Results: www.sportstimingservices.com





Thundersport GB - Rounds 14 and 15

Aprilia Superteens

Anglesey Circuit 1.550 Miles

Race 1

19/09/2010 10:26

Race started at 10:26:22

Lap	Lap Tm	Diff	Time of Day
2	1:32.845	+3.953	10:29:35.047
3	1:30.737	+1.845	10:31:05.784
4	1:30.560	+1.668	10:32:36.344
5	1:30.367	+1.475	10:34:06.711
6	1:28.892		10:35:35.603
7	1:29.687	+0.795	10:37:05.290
8	1:29.121	+0.229	10:38:34.411
9	1:30.366	+1.474	10:40:04.777
10	1:29.301	+0.409	10:41:34.078

(99) Jordan Hole

1	1:35.900	+8.241	10:28:02.603
2	1:52.933	+25.274	10:29:55.536
3	1:30.220	+2.561	10:31:25.756
4	1:28.956	+1.297	10:32:54.712
5	1:30.090	+2.431	10:34:24.802
6	1:27.659		10:35:52.461
7	1:28.474	+0.815	10:37:20.935
8	1:28.537	+0.878	10:38:49.472
9	1:28.235	+0.576	10:40:17.707
10	1:28.805	+1.146	10:41:46.512

(48) Aaron Maxfield

1	1:39.362	+10.222	10:28:06.257
2	1:33.833	+4.693	10:29:40.090
3	1:32.423	+3.283	10:31:12.513
4	1:32.414	+3.274	10:32:44.927
5	1:31.990	+2.850	10:34:16.917
6	1:32.343	+3.203	10:35:49.260
7	1:31.650	+2.510	10:37:20.910
8	1:29.397	+0.257	10:38:50.307
9	1:29.140		10:40:19.447
10	1:29.662	+0.522	10:41:49.109

(95) Luke Thackeray

1	1:39.452	+9.661	10:28:04.761
2	1:33.537	+3.746	10:29:38.298
3	1:32.571	+2.780	10:31:10.869
4	1:34.691	+4.900	10:32:45.560
5	1:32.555	+2.764	10:34:18.115
6	1:31.262	+1.471	10:35:49.377
7	1:32.085	+2.294	10:37:21.462
8	1:29.791		10:38:51.253
9	1:30.278	+0.487	10:40:21.531
10	1:33.000	+3.209	10:41:54.531

(194) Robyn Lindsay

1	1:37.707	+6.798	10:28:05.268
2	1:34.407	+3.498	10:29:39.675
3	1:33.704	+2.795	10:31:13.379
4	1:33.149	+2.240	10:32:46.528
5	1:32.473	+1.564	10:34:19.001
6	1:31.274	+0.365	10:35:50.275
7	1:31.817	+0.908	10:37:22.092
8	1:30.909		10:38:53.001
9	1:31.387	+0.478	10:40:24.388

(19) Charley Oakland

1	1:39.268	+4.363	10:28:06.879
2	1:34.905		10:29:41.784
3	1:35.662	+0.757	10:31:17.446

Lap	Lap Tm	Diff	Time of Day
4	1:36.948	+2.043	10:32:54.394
5	1:38.268	+3.363	10:34:32.662
6	1:37.563	+2.658	10:36:10.225
7	1:35.717	+0.812	10:37:45.942
8	1:36.940	+2.035	10:39:22.882
9	1:36.532	+1.627	10:40:59.414

(35) Jake Dixon

1	1:29.469	+6.856	10:27:54.055
2	1:24.612	+1.999	10:29:18.667
3	1:23.588	+0.975	10:30:42.255
4	1:23.149	+0.536	10:32:05.404
5	1:23.104	+0.491	10:33:28.508
6	1:22.980	+0.367	10:34:51.488
7	1:22.898	+0.285	10:36:14.386
8	1:23.217	+0.604	10:37:37.603
9	1:22.613		10:39:00.216

(23) Matthew Hartley

1	1:29.716	+6.567	10:27:54.756
2	1:25.947	+2.798	10:29:20.703
3	1:24.238	+1.089	10:30:44.941
4	1:24.045	+0.896	10:32:08.986
5	1:25.102	+1.953	10:33:34.088
6	1:24.668	+1.519	10:34:58.756
7	1:24.575	+1.426	10:36:23.331
8	1:23.149		10:37:46.480
9	1:24.504	+1.355	10:39:10.984

(14) Luke Buckingham

1	1:30.856	+7.552	10:27:55.636
2	1:27.438	+4.134	10:29:23.074
3	1:25.149	+1.845	10:30:48.223
4	1:24.140	+0.836	10:32:12.363
5	1:24.690	+1.386	10:33:37.053
6	1:23.304		10:35:00.357
7	1:24.231	+0.927	10:36:24.588

(72) Brad Shaw

1	1:29.652	+6.234	10:27:55.291
2	1:27.215	+3.797	10:29:22.506
3	1:25.517	+2.099	10:30:48.023
4	1:25.273	+1.855	10:32:13.296
5	1:24.432	+1.014	10:33:37.728
6	1:24.470	+1.052	10:35:02.198
7	1:23.418		10:36:25.616

(17) Alastair Dayus

1	1:32.894	+7.876	10:27:58.898
2	1:29.826	+4.808	10:29:28.724
3	1:26.253	+1.235	10:30:54.977
4	1:26.067	+1.049	10:32:21.044
5	1:25.350	+0.332	10:33:46.394
6	1:25.598	+0.580	10:35:11.992
7	1:25.018		10:36:37.010

(21) Max Symonds

1	1:35.753	+5.355	10:28:03.362
2	1:32.229	+1.831	10:29:35.591
3	1:30.398		10:31:05.989
4	1:41.717	+11.319	10:32:47.706

Lap	Lap Tm	Diff	Time of Day
<hr/>			
(51) Luke Helm			
1	1:30.457		10:27:56.686
<hr/>			
(18) Marcus Tatchell			
1	1:36.484		10:28:02.913

Chief Timekeeper:

Clerk of Course:

Weather & Track: Raining / Wet

Results: www.sportstimingservices.com





Thundersport GB - Rounds 14 and 15

Sorted on Laps

Aprilia Superteens

Anglesey Circuit 1.550 Miles

Race 9

19/09/2010 14:10

Race started at 14:10:27

Pos	No.	Name	Class	Make	Model	Laps	Total Tm	Diff	Best Tm	In Lap	Best Spd
1	7	Callan Cooper	Superteen	Aprilia	125©	9	12:36.586		1:23.306	7	66.982
2	55	Chrissy Rouse	Superteen	Aprilia	125	9	12:44.202	7.616	1:23.310	7	66.979
3	88	Josh Daley	Superteen	Aprilia	125	9	12:44.371	7.785	1:22.981	6	67.244
4	72	Brad Shaw	Superteen	Aprilia	125©	9	12:55.620	19.034	1:23.722	9	66.649
5	23	Matthew Hartley	Superteen	Aprilia	125	9	12:55.973	19.387	1:24.229	7	66.248
6	17	Alastair Dayus	Superteen	Aprilia	125©	9	12:56.094	19.508	1:24.478	7	66.053
7	80	Callum Bey	Superteen	Aprilia	125©	9	12:56.637	20.051	1:24.410	8	66.106
8	155	Tommy Philp	Superteen	Aprilia	125	9	12:57.119	20.533	1:24.342	9	66.159
9	14	Luke Buckingham	Superteen	Aprilia	125	9	12:57.375	20.789	1:24.368	9	66.139
10	114	Jack Keen	Superteen	Aprilia	125	9	12:59.915	23.329	1:24.828	8	65.780
11	27	James Pickford	Superteen	Aprilia	125©	9	13:06.415	29.829	1:24.796	8	65.805
12	4	Sam Thompson	Superteen	Aprilia	125©	9	13:09.082	32.496	1:25.203	9	65.491
13	21	Max Symonds	Superteen	Aprilia	125	9	13:09.787	33.201	1:25.186	9	65.504
14	75	Bradley Jones	Superteen	Aprilia	125©	9	13:10.831	34.245	1:25.441	9	65.308
15	99	Jordan Hole	Superteen	Aprilia	125©	9	13:16.655	40.069	1:26.929	9	64.190
16	9	Ben Luxton	Superteen	Aprilia	125	9	13:23.055	46.469	1:27.381	9	63.858
17	194	Robyn Lindsay	Superteen	Aprilia	125	9	13:37.600	1:01.014	1:28.788	7	62.846
18	48	Aaron Maxfield	Superteen	Aprilia	125©	9	13:39.006	1:02.420	1:28.884	9	62.778
19	19	Charley Oakland	Superteen	Aprilia	125	8	12:42.819	1 Lap	1:31.640	3	60.890

Not classified ()

15	Ross Twyman	Superteen	Aprilia	125	9	12:45.058	DNF	1:23.758	6	66.621
34	Louis Dawson	Superteen	Aprilia	125©	9	13:08.856	DNF	1:25.518	6	65.249
26	Matthew Shillings	Superteen	Aprilia	125©	6	8:56.011	DNF	1:25.832	6	65.011
35	Jake Dixon	Superteen	Aprilia	125©		2.508	DNF		0	-
111	Joe Collier	Superteen	Aprilia	125©		3.099	DNF		0	-
20	Tom Oliver	Superteen	Aprilia	125		3.303	DNF		0	-
51	Luke Helm	Superteen	Aprilia	125		4.418	DNF		0	-
37	Clinton Carver	Superteen	Aprilia	125©		4.967	DNF		0	-

Margin of Victory	Avg. Speed	Best Lap Tm	Best Spd	Best Lap by
7.616	66.377	1:22.981	67.244	88 - Josh Daley

Chief Timekeeper:

Clerk of Course:

Weather & Track: Cloudy / Wet

Results: www.sportstimingservices.com





Thundersport GB - Rounds 14 and 15

Lapchart

Aprilia Superteens

Anglesey Circuit 1.550 Miles

Race 9

19/09/2010 14:10

Race started at 14:10:27

Competitors	Laps									
	0	1	2	3	4	5	6	7	8	9
Callum Bey (80)	1	80	7	7	7	7	7	7	7	7
Josh Daley (88)	2	88	55	88	88	88	55	88	55	88
Chrissy Rouse (55)	3	55	88	55	55	55	15	15	88	55
Callan Cooper (7)	4	7	15	15	15	15	88	55	15	15
Jake Dixon (35)	5	35	14	23	23	23	72	72	23	17
Luke Buckingham (14)	6	14	72	14	72	72	23	23	72	23
Ross Twyman (15)	7	15	23	72	14	14	17	17	17	72
Joe Collier (111)	8	111	155	80	80	17	14	14	14	80
Matthew Hartley (23)	9	23	17	17	17	80	80	80	80	155
Tom Oliver (20)	10	20	80	155	155	114	155	155	155	14
Sam Thompson (4)	11	4	114	114	114	155	114	114	114	114
Brad Shaw (72)	12	72	4	4	75	4	34	34	27	27
Tommy Philp (155)	13	155	75	75	4	75	27	27	34	34
Jack Keen (114)	14	114	34	34	27	27	4	4	4	4
Alastair Dayus (17)	15	17	9	27	34	34	75	21	21	21
Luke Helm (51)	16	51	99	99	99	99	21	75	75	75
Ben Luxton (9)	17	9	27	9	21	21	99	99	99	99
Bradley Jones (75)	18	75	21	21	9	26	26	26	9	9
Jordan Hole (99)	19	99	26	26	26	9	9	9	194	194
Louis Dawson (34)	20	34	48	48	194	194	194	194	48	48
Aaron Maxfield (48)	21	48	194	194	48	48	48	48	19	19
Clinton Carver (37)	22	37	19	19	19	19	19	19		
James Pickford (27)	23	27								
Matthew Shillings (26)	24	26								
Robyn Lindsay (194)	25	194								
Charley Oakland (19)	26	19								
Max Symonds (21)	27	21								

Chief Timekeeper:

Clerk of Course:

Weather & Track: Cloudy / Wet

Results: www.sportstimingservices.com

Printed: 19/09/2010 14:38:30





Thundersport GB - Rounds 14 and 15

Aprilia Superteens

Anglesey Circuit 1.550 Miles

Race 9

19/09/2010 14:10

Race started at 14:10:27

Lap	Lap Tm	Diff	Time of Day
(7) Callan Cooper			
1	1:26.477	+3.171	14:11:56.640
2	1:23.379	+0.073	14:13:20.019
3	1:23.619	+0.313	14:14:43.638
4	1:23.465	+0.159	14:16:07.103
5	1:23.451	+0.145	14:17:30.554
6	1:23.448	+0.142	14:18:54.002
7	1:23.306		14:20:17.308
8	1:23.532	+0.226	14:21:40.840
9	1:23.638	+0.332	14:23:04.478
(55) Chrissy Rouse			
1	1:30.070	+6.760	14:11:58.078
2	1:25.072	+1.762	14:13:23.150
3	1:24.741	+1.431	14:14:47.891
4	1:24.654	+1.344	14:16:12.545
5	1:23.792	+0.482	14:17:36.337
6	1:24.505	+1.195	14:19:00.842
7	1:23.310		14:20:24.152
8	1:24.291	+0.981	14:21:48.443
9	1:23.651	+0.341	14:23:12.094
(88) Josh Daley			
1	1:30.296	+7.315	14:11:58.287
2	1:24.444	+1.463	14:13:22.731
3	1:24.763	+1.782	14:14:47.494
4	1:24.811	+1.830	14:16:12.305
5	1:24.814	+1.833	14:17:37.119
6	1:22.981		14:19:00.100
7	1:24.257	+1.276	14:20:24.357
8	1:23.917	+0.936	14:21:48.274
9	1:23.989	+1.008	14:23:12.263
(72) Brad Shaw			
1	1:30.660	+6.938	14:12:02.214
2	1:26.699	+2.977	14:13:28.913
3	1:25.756	+2.034	14:14:54.669
4	1:24.984	+1.262	14:16:19.653
5	1:24.749	+1.027	14:17:44.402
6	1:24.861	+1.139	14:19:09.263
7	1:24.888	+1.166	14:20:34.151
8	1:25.639	+1.917	14:21:59.790
9	1:23.722		14:23:23.512
(23) Matthew Hartley			
1	1:31.369	+7.140	14:12:02.395
2	1:25.467	+1.238	14:13:27.862
3	1:26.611	+2.382	14:14:54.473
4	1:24.955	+0.726	14:16:19.428
5	1:25.529	+1.300	14:17:44.957
6	1:24.750	+0.521	14:19:09.707
7	1:24.229		14:20:33.936
8	1:25.639	+1.410	14:21:59.575
9	1:24.290	+0.061	14:23:23.865
(17) Alastair Dayus			
1	1:30.550	+6.072	14:12:02.790
2	1:27.204	+2.726	14:13:29.994
3	1:25.868	+1.390	14:14:55.862
4	1:25.002	+0.524	14:16:20.864

Lap	Lap Tm	Diff	Time of Day
5	1:24.605	+0.127	14:17:45.469
6	1:24.946	+0.468	14:19:10.415
7	1:24.478		14:20:34.893
8	1:24.613	+0.135	14:21:59.506
9	1:24.480	+0.002	14:23:23.986
(80) Callum Bey			
1	1:35.138	+10.728	14:12:03.030
2	1:26.361	+1.951	14:13:29.391
3	1:26.218	+1.808	14:14:55.609
4	1:26.046	+1.636	14:16:21.655
5	1:24.746	+0.336	14:17:46.401
6	1:24.791	+0.381	14:19:11.192
7	1:24.493	+0.083	14:20:35.685
8	1:24.410		14:22:00.095
9	1:24.434	+0.024	14:23:24.529
(14) Luke Buckingham			
1	1:31.324	+6.956	14:12:01.838
2	1:26.926	+2.558	14:13:28.764
3	1:26.437	+2.069	14:14:55.201
4	1:25.021	+0.653	14:16:20.222
5	1:25.824	+1.456	14:17:46.046
6	1:24.806	+0.438	14:19:10.852
7	1:24.554	+0.186	14:20:35.406
8	1:25.493	+1.125	14:22:00.899
9	1:24.368		14:23:25.267
(114) Jack Keen			
1	1:31.765	+6.937	14:12:03.511
2	1:27.304	+2.476	14:13:30.815
3	1:26.156	+1.328	14:14:56.971
4	1:25.214	+0.386	14:16:22.185
5	1:25.600	+0.772	14:17:47.785
6	1:24.995	+0.167	14:19:12.780
7	1:25.104	+0.276	14:20:37.884
8	1:24.828		14:22:02.712
9	1:25.095	+0.267	14:23:27.807
(4) Sam Thompson			
1	1:32.452	+7.249	14:12:03.881
2	1:27.769	+2.566	14:13:31.650
3	1:27.852	+2.649	14:14:59.502
4	1:27.135	+1.932	14:16:26.637
5	1:27.435	+2.232	14:17:54.072
6	1:26.193	+0.990	14:19:20.265
7	1:25.801	+0.598	14:20:46.066
8	1:25.705	+0.502	14:22:11.771
9	1:25.203		14:23:36.974
(21) Max Symonds			
1	1:33.671	+8.485	14:12:07.083
2	1:28.402	+3.216	14:13:35.485
3	1:27.225	+2.039	14:15:02.710
4	1:26.341	+1.155	14:16:29.051
5	1:25.882	+0.696	14:17:54.933
6	1:25.932	+0.746	14:19:20.865
7	1:25.596	+0.410	14:20:46.461
8	1:26.032	+0.846	14:22:12.493
9	1:25.186		14:23:37.679

Lap	Lap Tm	Diff	Time of Day
(75) Bradley Jones			
1	1:31.746	+6.305	14:12:04.194
2	1:27.926	+2.485	14:13:32.120
3	1:26.952	+1.511	14:14:59.072
4	1:27.716	+2.275	14:16:26.788
5	1:27.786	+2.345	14:17:54.574
6	1:26.553	+1.112	14:19:21.127
7	1:25.975	+0.534	14:20:47.102
8	1:26.180	+0.739	14:22:13.282
9	1:25.441		14:23:38.723
(99) Jordan Hole			
1	1:33.141	+6.212	14:12:05.770
2	1:27.827	+0.898	14:13:33.597
3	1:27.603	+0.674	14:15:01.200
4	1:27.110	+0.181	14:16:28.310
5	1:27.564	+0.635	14:17:55.874
6	1:26.969	+0.040	14:19:22.843
7	1:27.312	+0.383	14:20:50.155
8	1:27.463	+0.534	14:22:17.618
9	1:26.929		14:23:44.547
(9) Ben Luxton			
1	1:33.127	+5.746	14:12:05.548
2	1:29.703	+2.322	14:13:35.251
3	1:29.319	+1.938	14:15:04.570
4	1:28.299	+0.918	14:16:32.869
5	1:27.981	+0.600	14:18:00.850
6	1:27.544	+0.163	14:19:28.394
7	1:27.494	+0.113	14:20:55.888
8	1:27.678	+0.297	14:22:23.566
9	1:27.381		14:23:50.947
(194) Robyn Lindsay			
1	1:37.177	+8.389	14:12:10.551
2	1:31.160	+2.372	14:13:41.711
3	1:30.008	+1.220	14:15:11.719
4	1:29.089	+0.301	14:16:40.808
5	1:28.971	+0.183	14:18:09.779
6	1:28.800	+0.012	14:19:38.579
7	1:28.788		14:21:07.367
8	1:29.169	+0.381	14:22:36.536
9	1:28.956	+0.168	14:24:05.492
(48) Aaron Maxfield			
1	1:37.175	+8.291	14:12:10.002
2	1:31.471	+2.587	14:13:41.473
3	1:30.712	+1.828	14:15:12.185
4	1:29.123	+0.239	14:16:41.308
5	1:29.343	+0.459	14:18:10.651
6	1:28.915	+0.031	14:19:39.566
7	1:29.296	+0.412	14:21:08.862
8	1:29.152	+0.268	14:22:38.014
9	1:28.884		14:24:06.898
(19) Charley Oakland			
1	1:37.631	+5.991	14:12:11.041
2	1:32.497	+0.857	14:13:43.538
3	1:31.640		14:15:15.178
4	1:31.817	+0.177	14:16:46.995
5	1:35.595	+3.955	14:18:22.590

Chief Timekeeper:

Clerk of Course:

Weather & Track: Cloudy / Wet

Results: www.sportstimingservices.com

Printed: 19/09/2010 14:37:48





Thundersport GB - Rounds 14 and 15

Aprilia Superteens

Anglesey Circuit 1.550 Miles

Race 9

19/09/2010 14:10

Race started at 14:10:27

Lap	Lap Tm	Diff	Time of Day
6	1:33.254	+1.614	14:19:55.844
7	1:33.825	+2.185	14:21:29.669
8	1:41.042	+9.402	14:23:10.711

(15) Ross Twyman

1	1:29.271	+5.513	14:11:59.857
2	1:24.297	+0.539	14:13:24.154
3	1:24.564	+0.806	14:14:48.718
4	1:24.353	+0.595	14:16:13.071
5	1:23.820	+0.062	14:17:36.891
6	1:23.758		14:19:00.649
7	1:24.377	+0.619	14:20:25.026
8	1:24.106	+0.348	14:21:49.132
9	1:23.818	+0.060	14:23:12.950

(155) Tommy Philp

1	1:30.950	+6.608	14:12:02.677
2	1:27.717	+3.375	14:13:30.394
3	1:25.940	+1.598	14:14:56.334
4	1:26.260	+1.918	14:16:22.594
5	1:24.382	+0.040	14:17:46.976
6	1:24.704	+0.362	14:19:11.680
7	1:24.442	+0.100	14:20:36.122
8	1:24.547	+0.205	14:22:00.669
9	1:24.342		14:23:25.011

(27) James Pickford

1	1:33.013	+8.217	14:12:06.274
2	1:27.008	+2.212	14:13:33.282
3	1:26.454	+1.658	14:14:59.736
4	1:27.548	+2.752	14:16:27.284
5	1:26.227	+1.431	14:17:53.511
6	1:25.581	+0.785	14:19:19.092
7	1:25.276	+0.480	14:20:44.368
8	1:24.796		14:22:09.164
9	1:25.143	+0.347	14:23:34.307

(34) Louis Dawson

1	1:31.872	+6.354	14:12:04.540
2	1:28.551	+3.033	14:13:33.091
3	1:27.557	+2.039	14:15:00.648
4	1:26.863	+1.345	14:16:27.511
5	1:25.800	+0.282	14:17:53.311
6	1:25.518		14:19:18.829
7	1:26.575	+1.057	14:20:45.404
8	1:25.666	+0.148	14:22:11.070
9	1:25.678	+0.160	14:23:36.748

(26) Matthew Shillings

1	1:34.686	+8.854	14:12:07.982
2	1:28.450	+2.618	14:13:36.432
3	1:28.617	+2.785	14:15:05.049
4	1:26.840	+1.008	14:16:31.889
5	1:26.182	+0.350	14:17:58.071
6	1:25.832		14:19:23.903

Lap	Lap Tm	Diff	Time of Day
-----	--------	------	-------------

Lap	Lap Tm	Diff	Time of Day
-----	--------	------	-------------

Chief Timekeeper:

Clerk of Course:

Weather & Track: Cloudy / Wet

Results: www.sportstimingservices.com

Printed: 19/09/2010 14:37:48





Thundersport GB - Rounds 14 and 15

Sorted on Best Lap time

BMC Filters Formula 600

Anglesey Circuit 1.550 Miles

Qualifying

18/09/2010 11:08

Practice started at 11:08:23

Pos	No.	Name	Class	Make	Model	Best Tm	In Lap	Diff	2nd Best	2nd Lap
1	115	Kirk Jamison	F600	Yamaha	600	1:09.987	2		1:10.305	3
2	19	Gary Jeffers	F600	Yamaha	600	1:10.234	13	0.247	1:10.478	10
3	175	Michael Price	F600	Triumph	675	1:10.527	11	0.540	1:10.711	13
4	89	David Jones	F600	Triumph	675	1:10.548	11	0.561	1:10.677	10
5	143	Seb Bulpin	F600	Yamaha	600	1:10.670	3	0.683	1:10.702	4
6	15	Alan Tanton	F600	Yamaha	600	1:10.922	15	0.935	1:10.951	10
7	33	Tom Meehan	F600	Yamaha	600	1:11.086	2	1.099	1:11.108	3
8	22	Richard McNeil	F600	Suzuki	600	1:11.233	11	1.246	1:11.848	13
9	71	Jody Lees	F600	Yamaha	600	1:11.241	2	1.254	1:11.463	8
10	34	Chris Mort	F600	Triumph	675	1:11.443	2	1.456	1:11.665	3
11	8	Mark Cronshaw	F600	Yamaha	600	1:11.670	10	1.683	1:12.191	6
12	14	Ben Field	F600	Honda	600	1:11.886	13	1.899	1:11.924	14
13	64	Tom McHale	F600	Honda	600	1:11.968	8	1.981	1:12.318	7
14	9	Paul Charman	F600	Suzuki	600	1:12.855	6	2.868	1:13.025	7
15	43	Chris Wilkinson	F600	Yamaha	600	1:13.340	5	3.353	1:14.210	6
16	11	Tim Kermode	F600	Triumph	675	1:13.384	1	3.397		0
17	170	John Blundell	F600	Honda	600	1:13.530	7	3.543	1:14.287	5
18	76	Dan Shailer	F600	Honda	600	1:14.979	5	4.992	1:15.769	4
19	126	Dean Young	F600	Yamaha	600	1:16.095	13	6.108	1:16.095	14
20	177	Ryan Myler	F600	Honda	600	1:17.028	5	7.041	1:17.487	1

Chief Timekeeper:

Clerk of Course:

Weather & Track: Bright / Dry

Results: www.sportstimingservices.com

Printed: 18/09/2010 11:29:52





Thundersport GB - Rounds 14 and 15

BMC Filters Formula 600

Anglesey Circuit 1.550 Miles

Race 8 - (Superpole)

18/09/2010

Race



POLE POSITION

4	3	2	1	1
89	175	19	115	2
8	7	6	5	3
22	33	15	143	4
12	11	10	9	5
14	8	34	71	
16	15	14	13	
11	43	9	64	
20	19	18	17	
177	126	76	170	

Chief Timekeeper:

Clerk of Course:

Weather & Track:

Results: www.sportstimingservices.com

Printed: 18/09/2010 11:30:53





Thundersport GB - Rounds 14 and 15

Sorted on Laps

BMC Filters Formula 600

Anglesey Circuit 1.550 Miles

Race 8 - (Superpole)

18/09/2010 15:52

Race started at 15:52:13

Pos	No.	Name	Class	Make	Model	Laps	Total Tm	Diff	Best Tm	In Lap	Best Spd
1	115	Kirk Jamison	F600	Yamaha	600	16	20:57.609		1:16.853	2	72.606
2	19	Gary Jeffers	F600	Yamaha	600	16	21:07.637	10.028	1:17.618	12	71.891
3	22	Richard McNeil	F600	Suzuki	600	16	21:13.809	16.200	1:17.708	15	71.807
4	8	Mark Cronshaw	F600	Yamaha	600	16	21:14.917	17.308	1:17.725	11	71.792
5	15	Alan Tanton	F600	Yamaha	600	16	21:38.091	40.482	1:19.637	5	70.068
6	71	Jody Lees	F600	Yamaha	600	16	21:39.001	41.392	1:19.020	16	70.615
7	143	Seb Bulpin	F600	Yamaha	600	16	21:40.148	42.539	1:18.474	14	71.106
8	11	Tim Kermod	F600	Triumph	675	16	21:44.630	47.021	1:18.172	15	71.381
9	89	David Jones	F600	Triumph	675	16	21:48.626	51.017	1:18.868	12	70.751
10	14	Ben Field	F600	Honda	600	16	22:02.465	1:04.856	1:20.533	9	69.288
11	33	Tom Meehan	F600	Yamaha	600	15	21:14.875	1 Lap	1:21.308	8	68.628
12	177	Ryan Myler	F600	Honda	600	15	21:44.146	1 Lap	1:24.703	14	65.877
13	76	Dan Shailer	F600	Honda	600	15	22:03.370	1 Lap	1:24.787	12	65.812
14	126	Dean Young	F600	Yamaha	600	15	22:03.912	1 Lap	1:24.703	15	65.877
15	43	Chris Wilkinson	F600	Yamaha	600	14	21:20.551	2 Laps	1:28.465	8	63.076

Not classified ()

9	Paul Charman	F600	Suzuki	600	8	11:23.256	DNF	1:21.682	8	68.314
170	John Blundell	F600	Honda	600	4	6:01.086	DNF	1:27.319	4	63.904
175	Michael Price	F600	Triumph	675	2	2:47.056	DNF	1:20.895	2	68.978
34	Chris Mort	F600	Triumph	675		2.852	DNF		0	-

Margin of Victory	Avg. Speed	Best Lap Tm	Best Spd	Best Lap by
10.028	70.992	1:16.853	72.606	115 - Kirk Jamison

Chief Timekeeper:

Clerk of Course:

Weather & Track: Raining / Wet

Results: www.sportstimingservices.com





Thundersport GB - Rounds 14 and 15

Lapchart

BMC Filters Formula 600

Anglesey Circuit 1.550 Miles

Race 8 - (Superpole)

18/09/2010 15:52

Race started at 15:52:13

Competitors	Laps																
	0	1	2	3	4	5	6	7	8	9	10	11	12	13	14	15	16
Michael Price (175)	1	175	115	115	115	115	115	115	115	115	115	115	115	115	115	115	115
Kirk Jamison (115)	2	115	19	19	19	19	19	19	19	19	19	19	19	19	19	19	19
Gary Jeffers (19)	3	19	175	175	22	22	22	8	8	8	8	8	8	8	8	8	22
Seb Bulpin (143)	4	143	22	22	8	8	8	22	22	22	22	22	22	22	22	22	8
David Jones (89)	5	89	8	8	15	15	15	15	15	15	15	15	15	15	15	15	15
Richard McNeil (22)	6	22	15	15	71	71	71	71	71	71	71	71	71	71	71	71	71
Alan Tanton (15)	7	15	143	71	143	143	143	143	143	143	143	143	143	143	143	143	143
Mark Cronshaw (8)	8	8	71	143	11	11	11	11	11	11	11	11	11	11	11	11	11
Jody Lees (71)	9	71	89	11	89	89	89	89	89	89	89	89	89	89	89	89	89
Chris Mort (34)	10	34	11	89	14	14	14	14	14	14	14	14	14	14	14	14	14
Tom Meehan (33)	11	33	14	14	33	33	33	33	33	33	33	33	33	33	33	33	33
Ben Field (14)	12	14	9	33	9	9	9	9	9	9	177	177	177	177	177	177	177
Paul Charman (9)	13	9	33	9	177	177	177	177	177	177	76	76	126	76	76	76	76
John Blundell (170)	14	170	170	170	170	170	126	126	126	76	126	126	76	126	126	126	126
Tim Kermode (11)	15	11	177	177	76	76	76	76	76	126	43	43	43	43	43	43	43
Dan Shailer (76)	16	76	76	76	126	126	43	43	43	43							
Chris Wilkinson (43)	17	43	43	126	43	43											
Ryan Myler (177)	18	177	126	43													
Dean Young (126)	19	126															

Chief Timekeeper:

Clerk of Course:

Weather & Track: Raining / Wet

Results: www.sportstimingservices.com

Printed: 18/09/2010 16:19:09





Thundersport GB - Rounds 14 and 15

BMC Filters Formula 600

Anglesey Circuit 1.550 Miles

Race 8 - (Superpole)

18/09/2010 15:52

Race started at 15:52:13

Lap	Lap Tm	Diff	Time of Day
(115) Kirk Jamison			
1	1:21.135	+4.282	15:53:34.588
2	1:16.853		15:54:51.441
3	1:17.136	+0.283	15:56:08.577
4	1:18.044	+1.191	15:57:26.621
5	1:18.101	+1.248	15:58:44.722
6	1:18.314	+1.461	16:00:03.036
7	1:18.873	+2.020	16:01:21.909
8	1:17.761	+0.908	16:02:39.670
9	1:18.047	+1.194	16:03:57.717
10	1:19.455	+2.602	16:05:17.172
11	1:18.191	+1.338	16:06:35.363
12	1:18.003	+1.150	16:07:53.366
13	1:19.174	+2.321	16:09:12.540
14	1:19.884	+3.031	16:10:32.424
15	1:17.959	+1.106	16:11:50.383
16	1:20.644	+3.791	16:13:11.027

(19) Gary Jeffers			
1	1:25.769	+8.151	15:53:39.295
2	1:20.284	+2.666	15:54:59.579
3	1:19.676	+2.058	15:56:19.255
4	1:18.883	+1.265	15:57:38.138
5	1:19.173	+1.555	15:58:57.311
6	1:18.226	+0.608	16:00:15.537
7	1:17.866	+0.238	16:01:33.393
8	1:18.927	+1.309	16:02:52.320
9	1:18.653	+1.035	16:04:10.973
10	1:18.130	+0.512	16:05:29.103
11	1:18.057	+0.439	16:06:47.160
12	1:17.618		16:08:04.778
13	1:18.565	+0.947	16:09:23.343
14	1:18.118	+0.500	16:10:41.461
15	1:19.492	+1.874	16:12:00.953
16	1:20.102	+2.484	16:13:21.055

(22) Richard McNeil			
1	1:25.479	+7.771	15:53:41.112
2	1:21.673	+3.965	15:55:02.785
3	1:20.512	+2.804	15:56:23.297
4	1:19.733	+2.025	15:57:43.030
5	1:19.822	+2.114	15:59:02.852
6	1:20.417	+2.709	16:00:23.269
7	1:19.135	+1.427	16:01:42.404
8	1:18.939	+1.231	16:03:01.343
9	1:18.975	+1.267	16:04:20.318
10	1:18.402	+0.694	16:05:38.720
11	1:17.882	+0.174	16:06:56.602
12	1:18.819	+1.111	16:08:15.421
13	1:18.141	+0.433	16:09:33.562
14	1:17.988	+0.280	16:10:51.550
15	1:17.708		16:12:09.258
16	1:17.969	+0.261	16:13:27.227

(8) Mark Cronshaw			
1	1:25.431	+7.706	15:53:41.473
2	1:21.992	+4.267	15:55:03.465
3	1:20.965	+3.240	15:56:24.430
4	1:19.505	+1.780	15:57:43.935
5	1:19.666	+1.941	15:59:03.601

6	1:18.915	+1.190	16:00:22.516
7	1:18.034	+0.309	16:01:40.550
8	1:17.960	+0.235	16:02:58.510
9	1:19.117	+1.392	16:04:17.627
10	1:18.867	+1.142	16:05:36.494
11	1:17.725		16:06:54.219
12	1:18.481	+0.756	16:08:12.700
13	1:18.648	+0.923	16:09:31.348
14	1:18.827	+1.102	16:10:50.175
15	1:18.377	+0.652	16:12:08.552
16	1:19.783	+2.058	16:13:28.335

(15) Alan Tanton			
1	1:26.032	+6.395	15:53:42.000
2	1:21.995	+2.358	15:55:03.995
3	1:20.786	+1.149	15:56:24.781
4	1:19.822	+0.185	15:57:44.603
5	1:19.637		15:59:04.240
6	1:19.941	+0.304	16:00:24.181
7	1:20.122	+0.485	16:01:44.303
8	1:19.853	+0.216	16:03:04.156
9	1:20.089	+0.452	16:04:24.245
10	1:20.442	+0.805	16:05:44.687
11	1:21.203	+1.566	16:07:05.890
12	1:20.893	+1.256	16:08:26.783
13	1:21.314	+1.677	16:09:48.097
14	1:21.296	+1.659	16:11:09.393
15	1:21.958	+2.321	16:12:31.351
16	1:20.158	+0.521	16:13:51.509

(71) Jody Lees			
1	1:27.944	+8.924	15:53:44.067
2	1:23.650	+4.630	15:55:07.717
3	1:22.026	+3.006	15:56:29.743
4	1:21.054	+2.034	15:57:50.797
5	1:20.738	+1.718	15:59:11.535
6	1:21.255	+2.235	16:00:32.790
7	1:20.515	+1.495	16:01:53.305
8	1:20.328	+1.308	16:03:13.633
9	1:19.864	+0.844	16:04:33.497
10	1:20.570	+1.550	16:05:54.067
11	1:19.883	+0.863	16:07:13.950
12	1:20.113	+1.093	16:08:34.063
13	1:20.086	+1.066	16:09:54.149
14	1:19.921	+0.901	16:11:14.070
15	1:19.329	+0.309	16:12:33.399
16	1:19.020		16:13:52.419

(143) Seb Bulpin			
1	1:28.338	+9.864	15:53:43.755
2	1:25.121	+6.647	15:55:08.876
3	1:22.817	+4.343	15:56:31.693
4	1:22.282	+3.808	15:57:53.975
5	1:22.459	+3.985	15:59:16.434
6	1:21.349	+2.875	16:00:37.783
7	1:20.396	+1.922	16:01:58.179
8	1:20.546	+2.072	16:03:18.725
9	1:19.867	+1.393	16:04:38.592
10	1:20.319	+1.845	16:05:58.911
11	1:18.937	+0.463	16:07:17.848
12	1:19.083	+0.609	16:08:36.931

13	1:19.992	+1.518	16:09:56.923
14	1:18.474		16:11:15.397
15	1:18.725	+0.251	16:12:34.122
16	1:19.444	+0.970	16:13:53.566

(11) Tim Kermode			
1	1:28.302	+10.130	15:53:45.148
2	1:24.109	+5.937	15:55:09.257
3	1:23.042	+4.870	15:56:32.299
4	1:22.018	+3.846	15:57:54.317
5	1:22.510	+4.338	15:59:16.827
6	1:21.643	+3.471	16:00:38.470
7	1:20.407	+2.235	16:01:58.877
8	1:20.217	+2.045	16:03:19.094
9	1:20.034	+1.862	16:04:39.128
10	1:20.894	+2.722	16:06:00.022
11	1:21.596	+3.424	16:07:21.618
12	1:19.160	+0.988	16:08:40.778
13	1:19.932	+1.760	16:10:00.710
14	1:19.543	+1.371	16:11:20.253
15	1:18.172		16:12:38.425
16	1:19.623	+1.451	16:13:58.048

(89) David Jones			
1	1:29.415	+10.547	15:53:44.857
2	1:25.752	+6.884	15:55:10.609
3	1:24.173	+5.305	15:56:34.782
4	1:23.161	+4.293	15:57:57.943
5	1:21.737	+2.869	15:59:19.680
6	1:21.336	+2.468	16:00:41.016
7	1:20.402	+1.534	16:02:01.418
8	1:20.841	+1.973	16:03:22.259
9	1:20.006	+1.138	16:04:42.265
10	1:20.217	+1.349	16:06:02.482
11	1:19.971	+1.103	16:07:22.453
12	1:18.868		16:08:41.321
13	1:20.572	+1.704	16:10:01.893
14	1:20.407	+1.539	16:11:22.300
15	1:18.870	+0.002	16:12:41.170
16	1:20.874	+2.006	16:14:02.044

(14) Ben Field			
1	1:31.019	+10.486	15:53:47.361
2	1:25.805	+5.272	15:55:13.166
3	1:23.667	+3.134	15:56:36.833
4	1:22.418	+1.885	15:57:59.251
5	1:22.110	+1.577	15:59:21.361
6	1:22.009	+1.476	16:00:43.370
7	1:21.075	+0.542	16:02:04.445
8	1:20.962	+0.429	16:03:25.407
9	1:20.533		16:04:45.940
10	1:21.185	+0.652	16:06:07.125
11	1:20.811	+0.278	16:07:27.936
12	1:21.177	+0.644	16:08:49.113
13	1:21.069	+0.536	16:10:10.182
14	1:20.949	+0.416	16:11:31.131
15	1:21.479	+0.946	16:12:52.610
16	1:23.273	+2.740	16:14:15.883

(33) Tom Meehan			
1	1:32.496	+11.188	15:53:48.824

Chief Timekeeper:


Clerk of Course:

Weather & Track: Raining / Wet

Results: www.sportstimingservices.com

Printed: 18/09/2010 16:18:40





Thundersport GB - Rounds 14 and 15

BMC Filters Formula 600

Anglesey Circuit 1.550 Miles

Race 8 - (Superpole)

18/09/2010 15:52

Race started at 15:52:13

Lap	Lap Tm	Diff	Time of Day
2	1:25.684	+4.376	15:55:14.508
3	1:25.145	+3.837	15:56:39.653
4	1:24.751	+3.443	15:58:04.404
5	1:24.246	+2.938	15:59:28.650
6	1:23.050	+1.742	16:00:51.700
7	1:22.192	+0.884	16:02:13.892
8	1:21.308		16:03:35.200
9	1:23.080	+1.772	16:04:58.280
10	1:26.265	+4.957	16:06:24.545
11	1:23.410	+2.102	16:07:47.955
12	1:24.238	+2.930	16:09:12.193
13	1:24.084	+2.776	16:10:36.277
14	1:25.394	+4.086	16:12:01.671
15	1:26.622	+5.314	16:13:28.293

(177) Ryan Myler

1	1:32.931	+8.228	15:53:50.328
2	1:28.418	+3.715	15:55:18.746
3	1:26.786	+2.083	15:56:45.532
4	1:26.376	+1.673	15:58:11.908
5	1:26.658	+1.955	15:59:38.566
6	1:26.171	+1.468	16:01:04.737
7	1:26.589	+1.886	16:02:31.326
8	1:25.617	+0.914	16:03:56.943
9	1:26.968	+2.265	16:05:23.911
10	1:26.708	+2.005	16:06:50.619
11	1:26.579	+1.876	16:08:17.198
12	1:25.623	+0.920	16:09:42.821
13	1:25.123	+0.420	16:11:07.944
14	1:24.703		16:12:32.647
15	1:24.917	+0.214	16:13:57.564

(76) Dan Shailer

1	1:34.345	+9.558	15:53:51.583
2	1:30.741	+5.954	15:55:22.324
3	1:30.439	+5.652	15:56:52.763
4	1:30.126	+5.339	15:58:22.889
5	1:29.821	+5.034	15:59:52.710
6	1:29.803	+5.016	16:01:22.513
7	1:27.378	+2.591	16:02:49.891
8	1:26.786	+1.999	16:04:16.677
9	1:26.481	+1.694	16:05:43.158
10	1:26.082	+1.295	16:07:09.240
11	1:26.298	+1.511	16:08:35.538
12	1:24.787		16:10:00.325
13	1:25.089	+0.302	16:11:25.414
14	1:25.375	+0.588	16:12:50.789
15	1:25.999	+1.212	16:14:16.788

(126) Dean Young

1	1:35.335	+10.632	15:53:52.789
2	1:30.650	+5.947	15:55:23.439
3	1:30.083	+5.380	15:56:53.522
4	1:29.723	+5.020	15:58:23.245
5	1:29.043	+4.340	15:59:52.288
6	1:29.603	+4.900	16:01:21.891
7	1:27.627	+2.924	16:02:49.518
8	1:28.110	+3.407	16:04:17.628
9	1:26.653	+1.950	16:05:44.281
10	1:25.614	+0.911	16:07:09.895
11	1:25.372	+0.669	16:08:35.267

Lap	Lap Tm	Diff	Time of Day
12	1:26.274	+1.571	16:10:01.541
13	1:25.009	+0.306	16:11:26.550
14	1:26.077	+1.374	16:12:52.627
15	1:24.703		16:14:17.330

(43) Chris Wilkinson

1	1:35.294	+6.829	15:53:52.539
2	1:32.555	+4.090	15:55:25.094
3	1:32.121	+3.656	15:56:57.215
4	1:32.286	+3.821	15:58:29.501
5	1:30.726	+2.261	16:00:00.227
6	1:30.031	+1.566	16:01:30.258
7	1:29.638	+1.173	16:02:59.896
8	1:28.465		16:04:28.361
9	1:31.456	+2.991	16:05:59.817
10	1:30.764	+2.299	16:07:30.581
11	1:32.092	+3.627	16:09:02.673
12	1:30.871	+2.406	16:10:33.544
13	1:30.752	+2.287	16:12:04.296
14	1:29.673	+1.208	16:13:33.969

(9) Paul Charman

1	1:31.908	+10.226	15:53:48.604
2	1:27.289	+5.607	15:55:15.893
3	1:25.197	+3.515	15:56:41.090
4	1:24.809	+3.127	15:58:05.899
5	1:24.080	+2.398	15:59:29.979
6	1:22.693	+1.011	16:00:52.672
7	1:22.320	+0.638	16:02:14.992
8	1:21.682		16:03:36.674

(170) John Blundell

1	1:32.755	+5.436	15:53:49.524
2	1:27.918	+0.599	15:55:17.442
3	1:29.743	+2.424	15:56:47.185
4	1:27.319		15:58:14.504

(175) Michael Price

1	1:26.161	+5.266	15:53:39.579
2	1:20.895		15:55:00.474

Chief Timekeeper:

Clerk of Course:

Weather & Track: Raining / Wet

Results: www.sportstimingservices.com

Printed: 18/09/2010 16:18:40





Thundersport GB - Rounds 14 and 15

BMC Filters Formula 600

Anglesey Circuit 1.550 Miles

Starting Grid - Sunday

19/09/2010

Race



POLE POSITION

4	3	2	1		
8	22	19	115		1
8	7	6	5		2
15	143	89	175		3
12	11	10	9		4
14	34	71	33		5
16	15	14	13		
11	43	9	64		
20	19	18	17		
177	126	76	170		

Chief Timekeeper:

Clerk of Course:

Weather & Track:

Results: www.sportstimingservices.com

Printed: 18/09/2010 16:16:17





Thundersport GB - Rounds 14 and 15

Sorted on Laps

BMC Filters Formula 600

Anglesey Circuit 1.550 Miles

Race 7

19/09/2010 13:26

Race started at 13:26:28

Pos	No.	Name	Class	Make	Model	Laps	Total Tm	Diff	Best Tm	In Lap	Best Spd
1	115	Kirk Jamison	F600	Yamaha	600	12	15:34.967		1:15.754	7	73.659
2	22	Richard McNeil	F600	Suzuki	600	12	15:39.653	4.686	1:16.778	12	72.677
3	15	Alan Tanton	F600	Yamaha	600	12	16:07.302	32.335	1:18.473	11	71.107
4	71	Jody Lees	F600	Yamaha	600	12	16:10.447	35.480	1:18.675	12	70.925
5	175	Michael Price	F600	Triumph	675	12	16:10.764	35.797	1:18.982	9	70.649
6	34	Chris Mort	F600	Triumph	675	12	16:14.800	39.833	1:19.549	11	70.145
7	89	David Jones	F600	Triumph	675	12	16:15.065	40.098	1:19.139	11	70.509
8	143	Seb Bulpin	F600	Yamaha	600	12	16:17.631	42.664	1:19.934	11	69.808
9	8	Mark Cronshaw	F600	Yamaha	600	12	16:17.695	42.728	1:18.622	11	70.973
10	11	Tim Kermod	F600	Triumph	675	12	16:23.232	48.265	1:19.011	12	70.623
11	14	Ben Field	F600	Honda	600	12	16:27.187	52.220	1:19.575	10	70.123
12	64	Tom McHale	F600	Honda	600	12	16:27.664	52.697	1:19.401	10	70.276
13	33	Tom Meehan	F600	Yamaha	600	12	16:46.828	1:11.861	1:22.026	3	68.027
14	76	Dan Shailer	F600	Honda	600	12	16:52.047	1:17.080	1:21.950	11	68.090
15	177	Ryan Myler	F600	Honda	600	11	15:50.915	1 Lap	1:23.571	9	66.770
16	170	John Blundell	F600	Honda	600	11	15:54.599	1 Lap	1:23.338	11	66.956
17	43	Chris Wilkinson	F600	Yamaha	600	11	16:17.235	1 Lap	1:26.668	2	64.384
18	126	Dean Young	F600	Yamaha	600	11	16:44.045	1 Lap	1:28.659	3	62.938

Not classified ()

19	Gary Jeffers	F600	Yamaha	600	4	5:18.562	DNF	1:17.732	4	71.785
----	--------------	------	--------	-----	---	----------	-----	----------	---	--------

Margin of Victory	Avg. Speed	Best Lap Tm	Best Spd	Best Lap by
4.686	71.618	1:15.754	73.659	115 - Kirk Jamison

Chief Timekeeper:

Clerk of Course:

Weather & Track: Raining / Wet

Results: www.sportstiming.com





Thundersport GB - Rounds 14 and 15

Lapchart

BMC Filters Formula 600

Anglesey Circuit 1.550 Miles

Race 7

19/09/2010 13:26

Race started at 13:26:28

Competitors	Laps												
	0	1	2	3	4	5	6	7	8	9	10	11	12
Gary Jeffers (19)	1	19	115	115	115	115	115	115	115	115	115	115	115
Kirk Jamison (115)	2	115	19	22	22	22	22	22	22	22	22	22	22
Mark Cronshaw (8)	3	8	22	19	19	19	175	15	15	15	15	15	15
Richard McNeil (22)	4	22	143	175	175	175	15	71	175	175	175	175	71
Michael Price (175)	5	175	175	143	15	15	71	175	71	71	71	71	175
Seb Bulpin (143)	6	143	34	15	143	34	34	34	34	34	34	34	34
David Jones (89)	7	89	15	34	34	71	143	143	143	143	89	89	89
Alan Tanton (15)	8	15	71	71	71	143	89	89	89	89	143	143	143
Ben Field (14)	9	14	89	89	89	89	14	14	14	8	8	8	8
Jody Lees (71)	10	71	8	14	14	14	8	8	8	14	14	14	11
Chris Mort (34)	11	34	14	8	8	8	11	11	11	11	11	14	14
Tom Meehan (33)	12	33	11	11	11	11	33	33	33	64	64	64	64
Tom McHale (64)	13	64	64	33	33	33	64	64	64	33	33	33	33
John Blundell (170)	14	170	33	64	64	64	76	76	76	76	76	76	76
Tim Kermode (11)	15	11	76	76	76	76	170	177	177	177	177	177	177
Dan Shailer (76)	16	76	43	43	43	170	177	170	170	170	170	170	170
Chris Wilkinson (43)	17	43	170	170	170	177	43	43	43	43	43	43	43
Dean Young (126)	18	126	177	177	177	43	126	126	126	126	126	126	126
Ryan Myler (177)	19	177	126	126	126	126							

Chief Timekeeper:

Clerk of Course:

Weather & Track: Raining / Wet

Results: www.sportstimingservices.com

Printed: 19/09/2010 13:45:00





Thundersport GB - Rounds 14 and 15

BMC Filters Formula 600

Anglesey Circuit 1.550 Miles

Race 7

19/09/2010 13:26

Race started at 13:26:28

Lap	Lap Tm	Diff	Time of Day
(115) Kirk Jamison			
1	1:22.199	+6.445	13:27:51.118
2	1:19.152	+3.398	13:29:10.270
3	1:17.844	+2.090	13:30:28.114
4	1:18.249	+2.495	13:31:46.363
5	1:17.423	+1.669	13:33:03.786
6	1:16.669	+0.915	13:34:20.455
7	1:15.754		13:35:36.209
8	1:16.765	+1.011	13:36:52.974
9	1:17.286	+1.532	13:38:10.260
10	1:17.134	+1.380	13:39:27.394
11	1:17.405	+1.651	13:40:44.799
12	1:19.071	+3.317	13:42:03.870
(22) Richard McNeil			
1	1:22.918	+6.140	13:27:52.310
2	1:18.493	+1.715	13:29:10.803
3	1:17.887	+1.109	13:30:28.690
4	1:18.072	+1.294	13:31:46.762
5	1:17.609	+0.831	13:33:04.371
6	1:17.460	+0.682	13:34:21.831
7	1:18.002	+1.224	13:35:39.833
8	1:17.885	+1.107	13:36:57.718
9	1:18.378	+1.600	13:38:16.096
10	1:17.994	+1.216	13:39:34.090
11	1:17.688	+0.910	13:40:51.778
12	1:16.778		13:42:08.556
(15) Alan Tanton			
1	1:25.066	+6.593	13:27:55.300
2	1:22.113	+3.640	13:29:17.413
3	1:21.101	+2.628	13:30:38.514
4	1:21.590	+3.117	13:32:00.104
5	1:21.462	+2.989	13:33:21.566
6	1:20.029	+1.556	13:34:41.595
7	1:20.081	+1.608	13:36:01.676
8	1:19.497	+1.024	13:37:21.173
9	1:19.243	+0.770	13:38:40.416
10	1:18.758	+0.285	13:39:59.174
11	1:18.473		13:41:17.647
12	1:18.558	+0.085	13:42:36.205
(71) Jody Lees			
1	1:25.997	+7.322	13:27:56.356
2	1:21.703	+3.028	13:29:18.059
3	1:21.839	+3.164	13:30:39.898
4	1:21.101	+2.426	13:32:00.999
5	1:21.041	+2.366	13:33:22.040
6	1:20.738	+2.063	13:34:42.778
7	1:20.330	+1.655	13:36:03.108
8	1:19.454	+0.779	13:37:22.562
9	1:19.511	+0.836	13:38:42.073
10	1:19.590	+0.915	13:40:01.663
11	1:19.012	+0.337	13:41:20.675
12	1:18.675		13:42:39.350
(175) Michael Price			
1	1:24.936	+5.954	13:27:54.663
2	1:22.029	+3.047	13:29:16.692
3	1:21.383	+2.401	13:30:38.075

Lap	Lap Tm	Diff	Time of Day
4	1:21.681	+2.699	13:31:59.756
5	1:21.496	+2.514	13:33:21.252
6	1:21.827	+2.845	13:34:43.079
7	1:19.763	+0.781	13:36:02.842
8	1:19.464	+0.482	13:37:22.306
9	1:18.982		13:38:41.288
10	1:19.524	+0.542	13:40:00.812
11	1:19.574	+0.592	13:41:20.386
12	1:19.281	+0.299	13:42:39.667
(34) Chris Mort			
1	1:24.675	+5.126	13:27:55.045
2	1:22.586	+3.037	13:29:17.631
3	1:21.834	+2.285	13:30:39.465
4	1:20.870	+1.321	13:32:00.335
5	1:21.941	+2.392	13:33:22.276
6	1:21.360	+1.811	13:34:43.636
7	1:19.995	+0.446	13:36:03.631
8	1:20.187	+0.638	13:37:23.818
9	1:20.223	+0.674	13:38:44.041
10	1:19.822	+0.273	13:40:03.863
11	1:19.549		13:41:23.412
12	1:20.291	+0.742	13:42:43.703
(89) David Jones			
1	1:28.409	+9.270	13:27:58.178
2	1:21.481	+2.342	13:29:19.659
3	1:20.995	+1.856	13:30:40.654
4	1:21.433	+2.294	13:32:02.087
5	1:21.186	+2.047	13:33:23.273
6	1:21.001	+1.862	13:34:44.274
7	1:20.737	+1.598	13:36:05.011
8	1:19.850	+0.711	13:37:24.861
9	1:19.979	+0.840	13:38:44.840
10	1:19.608	+0.469	13:40:04.448
11	1:19.139		13:41:23.587
12	1:20.381	+1.242	13:42:43.968
(143) Seb Bulpin			
1	1:24.622	+4.688	13:27:54.388
2	1:22.894	+2.960	13:29:17.282
3	1:21.973	+2.039	13:30:39.255
4	1:22.653	+2.719	13:32:01.908
5	1:21.262	+1.328	13:33:23.170
6	1:20.997	+1.063	13:34:44.167
7	1:20.354	+0.420	13:36:04.521
8	1:20.092	+0.158	13:37:24.613
9	1:20.291	+0.357	13:38:44.904
10	1:21.056	+1.122	13:40:05.960
11	1:19.934		13:41:25.894
12	1:20.640	+0.706	13:42:46.534
(8) Mark Cronshaw			
1	1:29.877	+11.255	13:27:59.177
2	1:24.829	+6.207	13:29:24.006
3	1:21.885	+3.263	13:30:45.891
4	1:21.881	+3.259	13:32:07.772
5	1:21.649	+3.027	13:33:29.421
6	1:20.302	+1.680	13:34:49.723
7	1:19.884	+1.262	13:36:09.607
8	1:20.303	+1.681	13:37:29.910

Lap	Lap Tm	Diff	Time of Day
9	1:19.175	+0.553	13:38:49.085
10	1:19.132	+0.510	13:40:08.217
11	1:18.622		13:41:26.839
12	1:19.759	+1.137	13:42:46.598
(11) Tim Kermode			
1	1:28.805	+9.794	13:27:59.743
2	1:24.518	+5.507	13:29:24.261
3	1:21.875	+2.864	13:30:46.136
4	1:22.006	+2.995	13:32:08.142
5	1:21.612	+2.601	13:33:29.754
6	1:20.486	+1.475	13:34:50.240
7	1:19.894	+0.883	13:36:10.134
8	1:21.735	+2.724	13:37:31.869
9	1:20.956	+1.945	13:38:52.825
10	1:19.745	+0.734	13:40:12.570
11	1:20.554	+1.543	13:41:33.124
12	1:19.011		13:42:52.135
(14) Ben Field			
1	1:29.038	+9.463	13:27:59.339
2	1:21.668	+2.093	13:29:21.007
3	1:22.929	+3.354	13:30:43.936
4	1:22.432	+2.857	13:32:06.368
5	1:21.514	+1.939	13:33:27.882
6	1:21.022	+1.447	13:34:48.904
7	1:20.559	+0.984	13:36:09.463
8	1:22.080	+2.505	13:37:31.543
9	1:20.876	+1.301	13:38:52.419
10	1:19.575		13:40:11.994
11	1:22.901	+3.326	13:41:34.895
12	1:21.195	+1.620	13:42:56.090
(64) Tom McHale			
1	1:29.647	+10.246	13:28:00.171
2	1:25.635	+6.234	13:29:25.806
3	1:22.997	+3.596	13:30:48.803
4	1:23.677	+4.276	13:32:12.480
5	1:23.338	+3.937	13:33:35.818
6	1:21.111	+1.710	13:34:56.929
7	1:21.024	+1.623	13:36:17.953
8	1:20.272	+0.871	13:37:38.225
9	1:19.407	+0.006	13:38:57.632
10	1:19.401		13:40:17.033
11	1:20.041	+0.640	13:41:37.074
12	1:19.493	+0.092	13:42:56.567
(33) Tom Meehan			
1	1:30.167	+8.141	13:28:00.556
2	1:24.295	+2.269	13:29:24.851
3	1:22.026		13:30:46.877
4	1:22.591	+0.565	13:32:09.468
5	1:22.978	+0.952	13:33:32.446
6	1:22.204	+0.178	13:34:54.650
7	1:22.690	+0.664	13:36:17.340
8	1:23.448	+1.422	13:37:40.788
9	1:22.086	+0.060	13:39:02.874
10	1:25.089	+3.063	13:40:27.963
11	1:23.613	+1.587	13:41:51.576
12	1:24.155	+2.129	13:43:15.731

Chief Timekeeper:

Clerk of Course:

Weather & Track: Raining / Wet

Results: www.sportstimingservices.com

Printed: 19/09/2010 13:44:29





Thundersport GB - Rounds 14 and 15

BMC Filters Formula 600

Anglesey Circuit 1.550 Miles

Race 7

19/09/2010 13:26

Race started at 13:26:28

Lap	Lap Tm	Diff	Time of Day
(76) Dan Shailer			
1	1:30.767	+8.817	13:28:01.957
2	1:25.979	+4.029	13:29:27.936
3	1:24.844	+2.894	13:30:52.780
4	1:24.746	+2.796	13:32:17.526
5	1:24.932	+2.982	13:33:42.458
6	1:23.047	+1.097	13:35:05.505
7	1:23.413	+1.463	13:36:28.918
8	1:22.760	+0.810	13:37:51.678
9	1:22.377	+0.427	13:39:14.055
10	1:22.528	+0.578	13:40:36.583
11	1:21.950		13:41:58.533
12	1:22.417	+0.467	13:43:20.950

(177) Ryan Myler			
1	1:32.977	+9.406	13:28:04.567
2	1:28.035	+4.464	13:29:32.602
3	1:26.594	+3.023	13:30:59.196
4	1:27.492	+3.921	13:32:26.688
5	1:26.852	+3.281	13:33:53.540
6	1:25.109	+1.538	13:35:18.649
7	1:24.856	+1.285	13:36:43.505
8	1:23.876	+0.305	13:38:07.381
9	1:23.571		13:39:30.952
10	1:24.467	+0.896	13:40:55.419
11	1:24.399	+0.828	13:42:19.818

(170) John Blundell			
1	1:33.360	+10.022	13:28:04.284
2	1:27.602	+4.264	13:29:31.886
3	1:26.723	+3.385	13:30:58.609
4	1:27.756	+4.418	13:32:26.365
5	1:26.800	+3.462	13:33:53.165
6	1:26.064	+2.726	13:35:19.229
7	1:25.951	+2.613	13:36:45.180
8	1:25.031	+1.693	13:38:10.211
9	1:24.855	+1.517	13:39:35.066
10	1:25.098	+1.760	13:41:00.164
11	1:23.338		13:42:23.502

(43) Chris Wilkinson			
1	1:31.803	+5.135	13:28:03.035
2	1:26.668		13:29:29.703
3	1:28.135	+1.467	13:30:57.838
4	1:29.898	+3.230	13:32:27.736
5	1:28.234	+1.566	13:33:55.970
6	1:28.068	+1.400	13:35:24.038
7	1:27.426	+0.758	13:36:51.464
8	1:28.971	+2.303	13:38:20.435
9	1:27.323	+0.655	13:39:47.758
10	1:29.060	+2.392	13:41:16.818
11	1:29.320	+2.652	13:42:46.138

(126) Dean Young			
1	1:34.301	+5.642	13:28:05.759
2	1:29.097	+0.438	13:29:34.856
3	1:28.659		13:31:03.515
4	1:29.349	+0.690	13:32:32.864
5	1:29.756	+1.097	13:34:02.620
6	1:30.547	+1.888	13:35:33.167
7	1:31.507	+2.848	13:37:04.674

Lap	Lap Tm	Diff	Time of Day
8	1:31.120	+2.461	13:38:35.794
9	1:32.639	+3.980	13:40:08.433
10	1:32.521	+3.862	13:41:40.954
11	1:31.994	+3.335	13:43:12.948
(19) Gary Jeffers			
1	1:22.835	+5.103	13:27:51.738
2	1:19.433	+1.701	13:29:11.171
3	1:18.562	+0.830	13:30:29.733
4	1:17.732		13:31:47.465

Lap	Lap Tm	Diff	Time of Day
-----	--------	------	-------------

Chief Timekeeper:

Clerk of Course:

Weather & Track: Raining / Wet

Results: www.sportstimingservices.com

Printed: 19/09/2010 13:44:29





Thundersport GB - Rounds 14 and 15

Sorted on Laps

BMC Filters Formula 600

Anglesey Circuit 1.550 Miles

Race 15

19/09/2010 16:38

Race started at 16:38:08

Pos	No.	Name	Class	Make	Model	Laps	Total Tm	Diff	Best Tm	In Lap	Best Spd
1	22	Richard McNeil	F600	Suzuki	600	12	15:42.922		1:17.378	3	72.114
2	34	Chris Mort	F600	Triumph	675	12	15:43.715	0.793	1:16.372	12	73.063
3	8	Mark Cronshaw	F600	Yamaha	600	12	15:46.580	3.658	1:16.481	2	72.959
4	14	Ben Field	F600	Honda	600	12	15:52.830	9.908	1:16.990	12	72.477
5	175	Michael Price	F600	Triumph	675	12	15:54.100	11.178	1:18.571	12	71.019
6	33	Tom Meehan	F600	Yamaha	600	12	15:54.966	12.044	1:17.567	10	71.938
7	89	David Jones	F600	Triumph	675	12	15:57.543	14.621	1:17.917	6	71.615
8	71	Jody Lees	F600	Yamaha	600	12	16:02.643	19.721	1:18.662	2	70.936
9	19	Gary Jeffers	F600	Yamaha	600	12	16:04.521	21.599	1:18.140	8	71.410
10	11	Tim Kermod	F600	Triumph	675	12	16:08.745	25.823	1:18.950	11	70.678
11	170	John Blundell	F600	Honda	600	12	16:15.462	32.540	1:18.636	11	70.960
12	15	Alan Tanton	F600	Yamaha	600	12	16:17.685	34.763	1:18.566	2	71.023
13	43	Chris Wilkinson	F600	Yamaha	600	12	16:20.847	37.925	1:19.498	4	70.190
14	64	Tom McHale	F600	Honda	600	12	16:31.001	48.079	1:19.048	2	70.590
15	126	Dean Young	F600	Yamaha	600	12	16:34.623	51.701	1:21.348	9	68.594
16	76	Dan Shailer	F600	Honda	600	12	16:37.005	54.083	1:21.306	9	68.630
Not classified ()											
	177	Ryan Myler	F600	Honda	600	9	12:29.569	DNF	1:21.442	9	68.515
	115	Kirk Jamison	F600	Yamaha	600	5	6:34.023	DNF	1:16.627	5	72.820

Announcements

No.8 & 19 - 10 Second penalty added - JUMP START

Margin of Victory	Avg. Speed	Best Lap Tm	Best Spd	Best Lap by
0.793	71.013	1:16.372	73.063	34 - Chris Mort

Chief Timekeeper:

Clerk of Course:

Weather & Track: Cloudy / Wet

Results: www.sportstimingservices.com





Thundersport GB - Rounds 14 and 15

Lapchart

BMC Filters Formula 600

Anglesey Circuit 1.550 Miles

Race 15

19/09/2010 16:38

Race started at 16:38:08

Competitors

	Laps													
	0	1	2	3	4	5	6	7	8	9	10	11	12	
Gary Jeffers (19)	1	19	8	8	8	8	8	8	8	8	8	8	8	8
Kirk Jamison (115)	2	115	22	22	22	22	22	22	22	22	22	22	22	22
Richard McNeil (22)	3	22	14	115	115	115	115	89	89	19	34	34	34	34
Mark Cronshaw (8)	4	8	115	14	175	175	19	19	19	34	19	19	19	14
Michael Price (175)	5	175	175	175	71	19	89	175	34	89	89	175	175	175
Ben Field (14)	6	14	71	71	19	89	175	34	175	175	175	89	14	19
David Jones (89)	7	89	89	89	89	71	71	71	71	14	14	14	33	33
Chris Mort (34)	8	34	19	19	14	15	15	14	14	71	33	33	89	89
Jody Lees (71)	9	71	15	15	15	34	34	15	33	33	71	71	71	71
Tom Meehan (33)	10	33	34	34	34	14	14	33	15	15	15	11	11	11
Alan Tanton (15)	11	15	64	64	64	64	33	64	64	11	11	15	15	170
Tom McHale (64)	12	64	43	33	33	33	64	11	11	64	64	170	170	15
Tim Kermode (11)	13	11	33	43	43	43	11	43	43	43	170	43	43	43
Chris Wilkinson (43)	14	43	11	11	11	11	43	170	170	170	43	64	64	64
Dan Shailer (76)	15	76	76	126	170	170	170	126	126	126	126	126	126	126
Ryan Myler (177)	16	177	126	170	126	76	126	76	76	76	76	76	76	76
John Blundell (170)	17	170	170	76	76	126	76	177	177	177	177			
Dean Young (126)	18	126	177	177	177	177	177							

Chief Timekeeper:

Clerk of Course:

Weather & Track: Cloudy / Wet

Results: www.sportstimingservices.com

Printed: 19/09/2010 16:56:19





Thundersport GB - Rounds 14 and 15

BMC Filters Formula 600

Anglesey Circuit 1.550 Miles

Race 15

19/09/2010 16:38

Race started at 16:38:08

Lap	Lap Tm	Diff	Time of Day
(22) Richard McNeil			
1	1:23.745	+6.367	16:39:31.859
2	1:17.567	+0.189	16:40:49.426
3	1:17.378		16:42:06.804
4	1:17.670	+0.292	16:43:24.474
5	1:17.435	+0.057	16:44:41.909
6	1:17.806	+0.428	16:45:59.715
7	1:17.869	+0.491	16:47:17.584
8	1:18.787	+1.409	16:48:36.371
9	1:18.575	+1.197	16:49:54.946
10	1:19.178	+1.800	16:51:14.124
11	1:18.664	+1.286	16:52:32.788
12	1:18.239	+0.861	16:53:51.027

(34) Chris Mорт			
1	1:23.331	+6.959	16:39:35.872
2	1:18.575	+2.203	16:40:54.447
3	1:19.479	+3.107	16:42:13.926
4	1:18.528	+2.156	16:43:32.454
5	1:19.684	+3.312	16:44:52.138
6	1:18.034	+1.662	16:46:10.172
7	1:17.392	+1.020	16:47:27.564
8	1:18.206	+1.834	16:48:45.770
9	1:16.884	+0.512	16:50:02.654
10	1:16.386	+0.014	16:51:19.040
11	1:16.408	+0.036	16:52:35.448
12	1:16.372		16:53:51.820

(8) Mark Cronshaw			
1	1:19.956	+3.475	16:39:31.342
2	1:16.481		16:40:47.823
3	1:16.696	+0.215	16:42:04.519
4	1:17.191	+0.710	16:43:21.710
5	1:17.414	+0.933	16:44:39.124
6	1:18.184	+1.703	16:45:57.308
7	1:17.747	+1.266	16:47:15.055
8	1:17.100	+0.619	16:48:32.155
9	1:17.676	+1.195	16:49:49.831
10	1:17.763	+1.282	16:51:07.594
11	1:18.045	+1.564	16:52:25.639
12	1:19.046	+2.565	16:53:44.685

(14) Ben Field			
1	1:20.720	+3.730	16:39:32.900
2	1:19.427	+2.437	16:40:52.327
3	1:21.093	+4.103	16:42:13.420
4	1:19.657	+2.667	16:43:33.077
5	1:19.402	+2.412	16:44:52.479
6	1:18.849	+1.859	16:46:11.328
7	1:19.716	+2.726	16:47:31.044
8	1:18.178	+1.188	16:48:49.222
9	1:17.442	+0.452	16:50:06.664
10	1:18.806	+1.816	16:51:25.470
11	1:18.475	+1.485	16:52:43.945
12	1:16.990		16:54:00.935

(175) Michael Price			
1	1:21.858	+3.287	16:39:33.875
2	1:18.781	+0.210	16:40:52.656
3	1:19.001	+0.430	16:42:11.657

4	1:19.357	+0.786	16:43:31.014
5	1:19.880	+1.309	16:44:50.894
6	1:18.634	+0.063	16:46:09.528
7	1:18.619	+0.048	16:47:28.147
8	1:18.659	+0.088	16:48:46.806
9	1:19.254	+0.683	16:50:06.060
10	1:18.761	+0.190	16:51:24.821
11	1:18.813	+0.242	16:52:43.634
12	1:18.571		16:54:02.205

(33) Tom Meehan			
1	1:24.823	+7.256	16:39:37.438
2	1:18.878	+1.311	16:40:56.316
3	1:19.508	+1.941	16:42:15.824
4	1:20.112	+2.545	16:43:35.936
5	1:18.857	+1.290	16:44:54.793
6	1:18.700	+1.133	16:46:13.493
7	1:18.375	+0.808	16:47:31.868
8	1:18.927	+1.360	16:48:50.795
9	1:17.860	+0.293	16:50:08.655
10	1:17.567		16:51:26.222
11	1:18.086	+0.519	16:52:44.308
12	1:18.763	+1.196	16:54:03.071

(89) David Jones			
1	1:22.693	+4.776	16:39:34.911
2	1:18.559	+0.642	16:40:53.470
3	1:19.430	+1.513	16:42:12.900
4	1:18.671	+0.754	16:43:31.571
5	1:18.662	+0.745	16:44:50.233
6	1:17.917		16:46:08.150
7	1:18.890	+0.973	16:47:27.040
8	1:19.348	+1.431	16:48:46.388
9	1:18.966	+1.049	16:50:05.354
10	1:19.871	+1.954	16:51:25.225
11	1:19.708	+1.791	16:52:44.933
12	1:20.715	+2.798	16:54:05.648

(71) Jody Lees			
1	1:21.998	+3.336	16:39:34.594
2	1:18.662		16:40:53.256
3	1:19.279	+0.617	16:42:12.535
4	1:19.420	+0.758	16:43:31.955
5	1:19.256	+0.594	16:44:51.211
6	1:19.908	+1.246	16:46:11.119
7	1:19.828	+1.166	16:47:30.947
8	1:19.308	+0.646	16:48:50.255
9	1:19.482	+0.820	16:50:09.737
10	1:19.902	+1.240	16:51:29.639
11	1:20.193	+1.531	16:52:49.832
12	1:20.916	+2.254	16:54:10.748

(19) Gary Jeffers			
1	1:27.079	+8.939	16:39:35.184
2	1:18.577	+0.437	16:40:53.761
3	1:18.905	+0.765	16:42:12.666
4	1:18.616	+0.476	16:43:31.282
5	1:18.703	+0.563	16:44:49.985
6	1:18.613	+0.473	16:46:08.598
7	1:18.815	+0.675	16:47:27.413
8	1:18.140		16:48:45.553

9	1:19.212	+1.072	16:50:04.765
10	1:19.364	+1.224	16:51:24.129
11	1:19.097	+0.957	16:52:43.226
12	1:19.400	+1.260	16:54:02.626

(11) Tim Kermode			
1	1:24.762	+5.812	16:39:37.887
2	1:20.106	+1.156	16:40:57.993
3	1:19.977	+1.027	16:42:17.970
4	1:19.649	+0.699	16:43:37.619
5	1:20.732	+1.782	16:44:58.351
6	1:20.541	+1.591	16:46:18.892
7	1:22.172	+3.222	16:47:41.064
8	1:19.312	+0.362	16:49:00.376
9	1:19.030	+0.080	16:50:19.406
10	1:19.491	+0.541	16:51:38.897
11	1:18.950		16:52:57.847
12	1:19.003	+0.053	16:54:16.850

(170) John Blundell			
1	1:26.412	+7.776	16:39:39.950
2	1:21.961	+3.325	16:41:01.911
3	1:21.842	+3.206	16:42:23.753
4	1:21.470	+2.834	16:43:45.223
5	1:20.837	+2.201	16:45:06.060
6	1:21.076	+2.440	16:46:27.136
7	1:20.242	+1.606	16:47:47.378
8	1:19.370	+0.734	16:49:06.748
9	1:19.758	+1.122	16:50:26.506
10	1:19.269	+0.633	16:51:45.775
11	1:18.636		16:53:04.411
12	1:19.156	+0.520	16:54:23.567

(15) Alan Tanton			
1	1:22.889	+4.323	16:39:35.522
2	1:18.566		16:40:54.088
3	1:19.545	+0.979	16:42:13.633
4	1:18.631	+0.065	16:43:32.264
5	1:19.752	+1.186	16:44:52.016
6	1:20.539	+1.973	16:46:12.555
7	1:21.596	+3.030	16:47:34.151
8	1:21.711	+3.145	16:48:55.862
9	1:22.372	+3.806	16:50:18.234
10	1:21.866	+3.300	16:51:40.100
11	1:22.988	+4.422	16:53:03.088
12	1:22.702	+4.136	16:54:25.790

(43) Chris Wilkinson			
1	1:23.538	+4.040	16:39:36.703
2	1:20.963	+1.465	16:40:57.666
3	1:19.981	+0.483	16:42:17.647
4	1:19.498		16:43:37.145
5	1:22.987	+3.489	16:45:00.132
6	1:20.736	+1.238	16:46:20.868
7	1:21.255	+1.757	16:47:42.123
8	1:22.067	+2.569	16:49:04.190
9	1:22.654	+3.156	16:50:26.844
10	1:20.946	+1.448	16:51:47.790
11	1:20.317	+0.819	16:53:08.107
12	1:20.845	+1.347	16:54:28.952

Chief Timekeeper:

Clerk of Course:

Weather & Track: Cloudy / Wet

Results: www.sportstimingservices.com

Printed: 19/09/2010 16:55:43





Thundersport GB - Rounds 14 and 15

BMC Filters Formula 600

Anglesey Circuit 1.550 Miles

Race 15

19/09/2010 16:38

Race started at 16:38:08

Lap	Lap Tm	Diff	Time of Day
(64) Tom McHale			
1	1:23.485	+4.437	16:39:36.385
2	1:19.048		16:40:55.433
3	1:20.033	+0.985	16:42:15.466
4	1:20.185	+1.137	16:43:35.651
5	1:22.331	+3.283	16:44:57.982
6	1:20.415	+1.367	16:46:18.397
7	1:22.365	+3.317	16:47:40.762
8	1:23.072	+4.024	16:49:03.834
9	1:22.179	+3.131	16:50:26.013
10	1:23.189	+4.141	16:51:49.202
11	1:24.993	+5.945	16:53:14.195
12	1:24.911	+5.863	16:54:39.106

(126) Dean Young			
1	1:26.052	+4.704	16:39:39.626
2	1:21.721	+0.373	16:41:01.347
3	1:23.186	+1.838	16:42:24.533
4	1:22.408	+1.060	16:43:46.941
5	1:21.604	+0.256	16:45:08.545
6	1:21.937	+0.589	16:46:30.482
7	1:22.270	+0.922	16:47:52.752
8	1:22.361	+1.013	16:49:15.113
9	1:21.348		16:50:36.461
10	1:21.453	+0.105	16:51:57.914
11	1:22.261	+0.913	16:53:20.175
12	1:22.553	+1.205	16:54:42.728

(76) Dan Shailer			
1	1:25.929	+4.623	16:39:39.411
2	1:22.944	+1.638	16:41:02.355
3	1:22.607	+1.301	16:42:24.962
4	1:21.932	+0.626	16:43:46.894
5	1:21.893	+0.587	16:45:08.787
6	1:22.533	+1.227	16:46:31.320
7	1:22.156	+0.850	16:47:53.476
8	1:22.317	+1.011	16:49:15.793
9	1:21.306		16:50:37.099
10	1:21.469	+0.163	16:51:58.568
11	1:22.879	+1.573	16:53:21.447
12	1:23.663	+2.357	16:54:45.110

(177) Ryan Myler			
1	1:26.832	+5.390	16:39:40.369
2	1:22.352	+0.910	16:41:02.721
3	1:22.633	+1.191	16:42:25.354
4	1:22.346	+0.904	16:43:47.700
5	1:21.701	+0.259	16:45:09.401
6	1:22.772	+1.330	16:46:32.173
7	1:22.393	+0.951	16:47:54.566
8	1:21.666	+0.224	16:49:16.232
9	1:21.442		16:50:37.674

(115) Kirk Jamison			
1	1:25.036	+8.409	16:39:33.146
2	1:18.025	+1.398	16:40:51.171
3	1:17.123	+0.496	16:42:08.294
4	1:17.207	+0.580	16:43:25.501
5	1:16.627		16:44:42.128

Lap Lap Tm Diff Time of Day

Lap Lap Tm Diff Time of Day

Chief Timekeeper:

Clerk of Course:

Weather & Track: Cloudy / Wet

Results: www.sportstimingservices.com

Printed: 19/09/2010 16:55:43





Thundersport GB - Rounds 14 and 15

Sorted on Best Lap time

Bridgestone Thundersport 500

Anglesey Circuit 1.550 Miles

Qualifying

18/09/2010 11:33

Practice started at 11:33:12

Pos	No.	Name	Class	Make	Model	Best Tm	In Lap	Diff	2nd Best	2nd Lap
1	54	Sam Cox	Tsport 500	Honda	500	1:18.225	9		1:18.329	11
2	5	Darryl Harrison	Tsport 500	Honda	500	1:18.645	8	0.420	1:19.217	7
3	321	Chris Kingham	Tsport 500	Honda	500	1:19.007	10	0.782	1:19.156	15
4	95	Jordan Watling	Tsport 500	Honda	500	1:19.108	8	0.883	1:19.541	11
5	83	Colin McCabe	Tsport 500	Honda	500	1:19.208	14	0.983	1:19.688	13
6	53	Sam Banda	Tsport 500	Honda	500	1:20.014	13	1.789	1:20.465	14
7	161	Mark Evans	Tsport 500	Honda	500	1:20.125	13	1.900	1:20.238	12
8	72	Mike Bailey	Tsport 500	Honda	500	1:20.333	12	2.108	1:20.967	10
9	62	Geoff Aukett	Tsport 500	Honda	500	1:20.511	12	2.286	1:21.077	10
10	4	David Eltherington	Tsport 500	Honda	500	1:20.550	3	2.325	1:20.685	4
11	2	Ady Wilkinson	Tsport 500	Honda	500	1:20.935	14	2.710	1:21.414	12
12	80	Paul Daley	Tsport 500	Honda	500	1:21.085	13	2.860	1:21.512	11
13	16	Craig Jeff	Tsport 500	Honda	500	1:21.343	14	3.118	1:21.540	13
14	20	Gareth Robinson	Tsport 500	Honda	500	1:21.911	14	3.686	1:21.994	12
15	84	Jason Taylor	Tsport 500	Honda	500	1:22.379	11	4.154	1:22.746	12
16	89	Ian Robinson	Tsport 500	Honda	500	1:22.769	4	4.544	1:23.233	5
17	199	Claire Domoney	Tsport 500	Honda	500	1:22.824	8	4.599	1:23.269	7
18	18	David Jeff	Tsport 500	Honda	500	1:23.143	8	4.918	1:23.392	14
19	78	Graeme Marshall	Tsport 500	Honda	500	1:23.437	13	5.212	1:23.499	10
20	29	Martyn Smith	Tsport 500	Honda	500	1:23.629	14	5.404	1:23.926	10
21	99	Andrew Scanlon	Tsport 500	Honda	500	1:23.899	4	5.674	1:24.060	6
22	87	Chris Bazeley	Tsport 500	Honda	500	1:23.910	12	5.685	1:24.330	11
23	48	Allan Brookbanks	Tsport 500	Honda	500	1:24.483	7	6.258	1:25.082	3
24	194	Neil Gayford	Tsport 500	Honda	500	1:24.525	11	6.300	1:24.573	7
25	34	Adam Everson	Tsport 500	Honda	500	1:24.740	7	6.515	1:25.298	14
26	59	Seth Curry	Tsport 500	Honda	500	1:25.109	3	6.884	1:26.431	2
27	76	Rob Chisholm	Tsport 500	Honda	500	1:25.483	10	7.258	1:25.704	11
28	47	Steve Kain	Tsport 500	Honda	500	1:25.590	5	7.365	1:25.669	6
29	102	Stewart Campbell	Tsport 500	Honda	500	1:25.631	9	7.406	1:26.081	8
30	69	Verity Cave	Tsport 500	Honda	500	1:25.717	9	7.492	1:25.984	7
31	12	David Schofield	Tsport 500	Honda	500	1:32.352	8	14.127	1:32.696	11

Announcements

No.54 - Laptimes ignored from Lap 13 - REMOUNTING

Chief Timekeeper:

Clerk of Course:

Weather & Track: Cloudy / Dry

Results: www.sportstimingservices.com






Thundersport GB - Rounds 14 and 15

Bridgestone Thundersport 500

Anglesey Circuit 1.550 Miles

Starting Grid - Saturday and Sunday

Race



POLE POSITION

4	3	2	1	1
95	321	5	54	2
8	7	6	5	3
72	161	53	83	4
12	11	10	9	5
80	2	4	62	6
16	15	14	13	7
89	84	20	16	8
20	19	18	17	
29	78	18	199	
24	23	22	21	
194	48	87	99	
28	27	26	25	
47	76	59	34	
	31	30	29	
	12	69	102	

Chief Timekeeper:

Clerk of Course:

Weather & Track:

Results: www.sportstimingservices.com





Thundersport GB - Rounds 14 and 15

Sorted on Laps

Bridgestone Thundersport 500

Anglesey Circuit 1.550 Miles

Race 3

18/09/2010 13:46

Race started at 13:46:44

Pos	No.	Name	Class	Make	Model	Laps	Total Tm	Diff	Best Tm	In Lap	Best Spd
1	20	Gareth Robinson	Tsport 500	Honda	500	6	8:38.857		1:24.180	6	66.287
2	83	Colin McCabe	Tsport 500	Honda	500	6	8:40.175	1.318	1:24.294	6	66.197
3	161	Mark Evans	Tsport 500	Honda	500	6	8:47.511	8.654	1:26.128	5	64.787
4	54	Sam Cox	Tsport 500	Honda	500	6	8:47.742	8.885	1:26.010	5	64.876
5	53	Sam Banda	Tsport 500	Honda	500	6	8:56.609	17.752	1:26.784	5	64.298
6	95	Jordan Watling	Tsport 500	Honda	500	6	8:57.859	19.002	1:26.470	6	64.531
7	80	Paul Daley	Tsport 500	Honda	500	6	8:58.815	19.958	1:27.606	5	63.694
8	76	Rob Chisholm	Tsport 500	Honda	500	6	8:59.156	20.299	1:26.287	5	64.668
9	16	Craig Jeff	Tsport 500	Honda	500	6	9:00.135	21.278	1:27.913	6	63.472
10	321	Chris Kingham	Tsport 500	Honda	500	6	9:00.675	21.818	1:27.845	6	63.521
11	99	Andrew Scanlon	Tsport 500	Honda	500	6	9:06.531	27.674	1:27.037	6	64.111
12	2	Ady Wilkinson	Tsport 500	Honda	500	6	9:08.363	29.506	1:28.849	4	62.803
13	18	David Jeff	Tsport 500	Honda	500	6	9:18.423	39.566	1:29.830	5	62.117
14	72	Mike Bailey	Tsport 500	Honda	500	6	9:19.038	40.181	1:31.334	5	61.094
15	89	Ian Robinson	Tsport 500	Honda	500	6	9:19.593	40.736	1:30.889	4	61.394
16	84	Jason Taylor	Tsport 500	Honda	500	6	9:29.017	50.160	1:32.362	3	60.414
17	199	Claire Domoney	Tsport 500	Honda	500	6	9:29.253	50.396	1:32.137	5	60.562
18	47	Steve Kain	Tsport 500	Honda	500	6	9:36.256	57.399	1:33.080	5	59.948
19	194	Neil Gayford	Tsport 500	Honda	500	6	9:38.663	59.806	1:33.663	4	59.575
20	48	Allan Brookbanks	Tsport 500	Honda	500	6	9:41.409	1:02.552	1:31.873	5	60.736
21	102	Stewart Campbell	Tsport 500	Honda	500	6	9:42.228	1:03.371	1:31.551	6	60.950
22	12	David Schofield	Tsport 500	Honda	500	5	9:06.738	1 Lap	1:47.613	3	51.852

Not classified ()

34	Adam Everson	Tsport 500	Honda	500		4.802	DNF		0	-
----	--------------	------------	-------	-----	--	-------	-----	--	---	---

Margin of Victory	Avg. Speed	Best Lap Tm	Best Spd	Best Lap by
1.318	64.526	1:24.180	66.287	20 - Gareth Robinson

Chief Timekeeper:

Clerk of Course:

Weather & Track: Raining / Wet

Results: www.sportstiming.com





Thundersport GB - Rounds 14 and 15

Lapchart

Bridgestone Thundersport 500

Anglesey Circuit 1.550 Miles

Race 3

18/09/2010 13:46

Race started at 13:46:44

Competitors	Laps							
	0	1	2	3	4	5	6	
Sam Cox (54)	1	54	83	83	83	83	20	20
Chris Kingham (321)	2	321	20	20	20	20	83	83
Jordan Watling (95)	3	95	161	161	161	161	161	161
Colin McCabe (83)	4	83	54	54	54	54	54	54
Mark Evans (161)	5	161	321	321	53	53	53	53
Sam Banda (53)	6	53	53	53	321	321	80	95
Mike Bailey (72)	7	72	16	16	80	80	95	80
Gareth Robinson (20)	8	20	95	80	16	95	16	76
Ady Wilkinson (2)	9	2	80	95	95	16	76	16
Paul Daley (80)	10	80	72	76	76	76	321	321
Craig Jeff (16)	11	16	2	2	2	2	2	99
Ian Robinson (89)	12	89	76	72	99	99	99	2
Jason Taylor (84)	13	84	89	89	72	89	72	18
David Jeff (18)	14	18	84	99	89	72	89	72
Claire Domoney (199)	15	199	99	84	84	18	18	89
Andrew Scanlon (99)	16	99	18	18	18	84	84	84
Rob Chisholm (76)	17	76	199	199	199	199	199	199
Steve Kain (47)	18	47	47	47	47	47	47	47
Adam Everson (34)	19	34	194	194	194	194	194	194
Neil Gayford (194)	20	194	102	102	102	102	102	102
David Schofield (12)	21	12	12	12	12	12	12	
Stewart Campbell (102)	22	102	48	48	48	48	48	
Allan Brookbanks (48)	23	48						

Chief Timekeeper:

Clerk of Course:

Weather & Track: Raining / Wet

Results: www.sportstimingservices.com

Printed: 18/09/2010 13:58:15





Thundersport GB - Rounds 14 and 15

Bridgestone Thundersport 500

Anglesey Circuit 1.550 Miles

Race 3

18/09/2010 13:46

Race started at 13:46:44

Lap	Lap Tm	Diff	Time of Day
(20) Gareth Robinson			
1	1:29.356	+5.176	13:48:16.382
2	1:26.533	+2.353	13:49:42.915
3	1:25.326	+1.146	13:51:08.241
4	1:25.124	+0.944	13:52:33.365
5	1:25.374	+1.194	13:53:58.739
6	1:24.180		13:55:22.919
(83) Colin McCabe			
1	1:29.547	+5.253	13:48:15.745
2	1:26.229	+1.935	13:49:41.974
3	1:25.686	+1.392	13:51:07.660
4	1:25.387	+1.093	13:52:33.047
5	1:26.896	+2.602	13:53:59.943
6	1:24.294		13:55:24.237
(161) Mark Evans			
1	1:31.339	+5.211	13:48:17.633
2	1:27.756	+1.628	13:49:45.389
3	1:26.826	+0.698	13:51:12.215
4	1:26.137	+0.009	13:52:38.352
5	1:26.128		13:54:04.480
6	1:27.093	+0.965	13:55:31.573
(54) Sam Cox			
1	1:34.036	+8.026	13:48:18.098
2	1:27.554	+1.544	13:49:45.652
3	1:27.245	+1.235	13:51:12.897
4	1:26.602	+0.592	13:52:39.499
5	1:26.010		13:54:05.509
6	1:26.295	+0.285	13:55:31.804
(53) Sam Banda			
1	1:33.623	+6.839	13:48:19.969
2	1:28.908	+2.124	13:49:48.877
3	1:28.498	+1.714	13:51:17.375
4	1:28.730	+1.946	13:52:46.105
5	1:26.784		13:54:12.889
6	1:27.782	+0.998	13:55:40.671
(95) Jordan Watling			
1	1:34.936	+8.466	13:48:20.904
2	1:30.334	+3.864	13:49:51.238
3	1:27.927	+1.457	13:51:19.165
4	1:28.698	+2.228	13:52:47.863
5	1:27.588	+1.118	13:54:15.451
6	1:26.470		13:55:41.921
(80) Paul Daley			
1	1:34.288	+6.682	13:48:21.462
2	1:29.187	+1.581	13:49:50.649
3	1:27.874	+0.268	13:51:18.523
4	1:28.855	+1.249	13:52:47.378
5	1:27.606		13:54:14.984
6	1:27.893	+0.287	13:55:42.877
(76) Rob Chisholm			
1	1:34.646	+8.359	13:48:23.189
2	1:30.654	+4.367	13:49:53.843
3	1:28.847	+2.560	13:51:22.690

Lap	Lap Tm	Diff	Time of Day
4	1:27.558	+1.271	13:52:50.248
5	1:26.287		13:54:16.535
6	1:26.683	+0.396	13:55:43.218
(16) Craig Jeff			
1	1:32.931	+5.018	13:48:20.182
2	1:29.630	+1.717	13:49:49.812
3	1:28.982	+1.069	13:51:18.794
4	1:29.348	+1.435	13:52:48.142
5	1:28.142	+0.229	13:54:16.284
6	1:27.913		13:55:44.197
(321) Chris Kingham			
1	1:35.178	+7.333	13:48:19.259
2	1:29.108	+1.263	13:49:48.367
3	1:29.748	+1.903	13:51:18.115
4	1:28.682	+0.837	13:52:46.797
5	1:30.095	+2.250	13:54:16.892
6	1:27.845		13:55:44.737
(99) Andrew Scanlon			
1	1:37.814	+10.777	13:48:25.943
2	1:31.110	+4.073	13:49:57.053
3	1:29.947	+2.910	13:51:27.000
4	1:28.898	+1.861	13:52:55.898
5	1:27.658	+0.621	13:54:23.556
6	1:27.037		13:55:50.593
(2) Ady Wilkinson			
1	1:36.002	+7.153	13:48:23.066
2	1:31.999	+3.150	13:49:55.065
3	1:29.468	+0.619	13:51:24.533
4	1:28.849		13:52:53.382
5	1:29.348	+0.499	13:54:22.730
6	1:29.695	+0.846	13:55:52.425
(18) David Jeff			
1	1:38.367	+8.537	13:48:26.164
2	1:33.253	+3.423	13:49:59.417
3	1:32.465	+2.635	13:51:31.882
4	1:30.676	+0.846	13:53:02.558
5	1:29.830		13:54:32.388
6	1:30.097	+0.267	13:56:02.485
(72) Mike Bailey			
1	1:36.116	+4.782	13:48:22.724
2	1:33.096	+1.762	13:49:55.820
3	1:32.355	+1.021	13:51:28.175
4	1:32.062	+0.728	13:53:00.237
5	1:31.334		13:54:31.571
6	1:31.529	+0.195	13:56:03.100
(89) Ian Robinson			
1	1:36.433	+5.544	13:48:23.893
2	1:32.001	+1.112	13:49:55.894
3	1:32.895	+2.006	13:51:28.789
4	1:30.889		13:52:59.678
5	1:32.076	+1.187	13:54:31.754
6	1:31.901	+1.012	13:56:03.655
(84) Jason Taylor			

Lap	Lap Tm	Diff	Time of Day
1	1:37.780	+5.418	13:48:25.251
2	1:33.982	+1.620	13:49:59.233
3	1:32.362		13:51:31.595
4	1:33.148	+0.786	13:53:04.743
5	1:34.118	+1.756	13:54:38.861
6	1:34.218	+1.856	13:56:13.079
(199) Claire Domoney			
1	1:38.740	+6.603	13:48:26.713
2	1:33.955	+1.818	13:50:00.668
3	1:33.611	+1.474	13:51:34.279
4	1:33.667	+1.530	13:53:07.946
5	1:32.137		13:54:40.083
6	1:33.232	+1.095	13:56:13.315
(47) Steve Kain			
1	1:40.760	+7.680	13:48:29.424
2	1:35.881	+2.801	13:50:05.305
3	1:34.556	+1.476	13:51:39.861
4	1:33.513	+0.433	13:53:13.374
5	1:33.080		13:54:46.454
6	1:33.864	+0.784	13:56:20.318
(194) Neil Gayford			
1	1:41.257	+7.594	13:48:30.201
2	1:35.735	+2.072	13:50:05.936
3	1:34.777	+1.114	13:51:40.713
4	1:33.663		13:53:14.376
5	1:34.442	+0.779	13:54:48.818
6	1:33.907	+0.244	13:56:22.725
(48) Allan Brookbanks			
1	1:35.942	+4.069	13:50:14.310
2	1:34.038	+2.165	13:51:48.348
3	1:32.338	+0.465	13:53:20.686
4	1:32.912	+1.039	13:54:53.598
5	1:31.873		13:56:25.471
(102) Stewart Campbell			
1	1:42.628	+11.077	13:48:32.331
2	1:37.554	+6.003	13:50:09.885
3	1:36.329	+4.778	13:51:46.214
4	1:35.173	+3.622	13:53:21.387
5	1:33.352	+1.801	13:54:54.739
6	1:31.551		13:56:26.290
(12) David Schofield			
1	1:47.986	+0.373	13:48:37.302
2	1:49.712	+2.099	13:50:27.014
3	1:47.613		13:52:14.627
4	1:47.953	+0.340	13:54:02.580
5	1:48.220	+0.607	13:55:50.800

Chief Timekeeper:

Clerk of Course:

Weather & Track: Raining / Wet

Results: www.sportstimingservices.com

Printed: 18/09/2010 13:57:18





Thundersport GB - Rounds 14 and 15

Sorted on Laps

Bridgestone Thundersport 500

Anglesey Circuit 1.550 Miles

Race 11

18/09/2010 17:02

Race started at 17:02:28

Pos	No.	Name	Class	Make	Model	Laps	Total Tm	Diff	Best Tm	In Lap	Best Spd
1	54	Sam Cox	Tsport 500	Honda	500	10	14:46.745		1:26.243	10	64.701
2	83	Colin McCabe	Tsport 500	Honda	500	10	14:46.980	0.235	1:25.917	9	64.946
3	80	Paul Daley	Tsport 500	Honda	500	10	15:03.928	17.183	1:26.410	10	64.576
4	2	Ady Wilkinson	Tsport 500	Honda	500	10	15:04.985	18.240	1:27.163	10	64.018
5	161	Mark Evans	Tsport 500	Honda	500	10	15:07.451	20.706	1:27.525	8	63.753
6	53	Sam Banda	Tsport 500	Honda	500	10	15:07.802	21.057	1:27.208	10	63.985
7	5	Darryl Harrison	Tsport 500	Honda	500	10	15:09.050	22.305	1:27.722	8	63.610
8	95	Jordan Watling	Tsport 500	Honda	500	10	15:10.616	23.871	1:28.100	10	63.337
9	16	Craig Jeff	Tsport 500	Honda	500	10	15:10.833	24.088	1:27.642	10	63.668
10	321	Chris Kingham	Tsport 500	Honda	500	10	15:19.209	32.464	1:30.257	4	61.823
11	99	Andrew Scanlon	Tsport 500	Honda	500	10	15:20.957	34.212	1:28.428	9	63.102
12	18	David Jeff	Tsport 500	Honda	500	10	15:27.377	40.632	1:29.063	9	62.652
13	76	Rob Chisholm	Tsport 500	Honda	500	10	15:27.577	40.832	1:28.528	9	63.031
14	89	Ian Robinson	Tsport 500	Honda	500	10	15:44.488	57.743	1:32.860	4	60.090
15	72	Mike Bailey	Tsport 500	Honda	500	10	15:51.488	1:04.743	1:32.925	8	60.048
16	199	Claire Domoney	Tsport 500	Honda	500	10	16:07.072	1:20.327	1:32.972	9	60.018
17	34	Adam Everson	Tsport 500	Honda	500	10	16:16.564	1:29.819	1:33.024	10	59.985
18	84	Jason Taylor	Tsport 500	Honda	500	10	16:17.617	1:30.872	1:34.280	10	59.185
19	194	Neil Gayford	Tsport 500	Honda	500	9	14:49.047	1 Lap	1:33.978	8	59.376
20	4	David Eltherington	Tsport 500	Honda	500	9	14:50.241	1 Lap	1:34.457	8	59.074
21	78	Graeme Marshall	Tsport 500	Honda	500	9	14:54.511	1 Lap	1:36.440	8	57.860
22	48	Allan Brookbanks	Tsport 500	Honda	500	9	15:01.037	1 Lap	1:35.297	8	58.554
23	47	Steve Kain	Tsport 500	Honda	500	9	15:31.444	1 Lap	1:39.896	6	55.858
24	12	David Schofield	Tsport 500	Honda	500	8	14:57.999	2 Laps	1:48.854	7	51.261

Not classified ()

20	Gareth Robinson	Tsport 500	Honda	500	8	11:53.230	DNF	1:26.805	8	64.282
102	Stewart Campbell	Tsport 500	Honda	500	4	7:03.140	DNF	1:40.886	4	55.310
87	Chris Bazeley	Tsport 500	Honda	500	2	3:34.609	DNF	1:42.850	2	54.254

Announcements

No.161 - PLEASE CHARGE TRANSPONDER - LOW BATTERY

Margin of Victory	Avg. Speed	Best Lap Tm	Best Spd	Best Lap by
0.235	62.927	1:25.917	64.946	83 - Colin McCabe

Chief Timekeeper:

Clerk of Course:

Weather & Track: Raining / Wet

Results: www.sportstimingservices.com





Thundersport GB - Rounds 14 and 15

Lapchart

Bridgestone Thundersport 500

Anglesey Circuit 1.550 Miles

Race 11

18/09/2010 17:02

Race started at 17:02:28

Competitors	Laps											
	0	1	2	3	4	5	6	7	8	9	10	
Sam Cox (54)	1	54	83	83	83	83	20	20	20	20	83	54
Chris Kingham (321)	2	321	54	54	54	20	54	54	54	54	54	83
Darryl Harrison (5)	3	5	5	20	20	54	83	83	83	83	80	80
Jordan Watling (95)	4	95	53	53	53	161	80	80	80	80	2	2
Colin McCabe (83)	5	83	20	161	161	80	161	161	2	2	161	161
Mark Evans (161)	6	161	321	5	80	53	53	53	161	161	5	53
Sam Banda (53)	7	53	161	80	5	5	2	2	5	5	53	5
Mike Bailey (72)	8	72	80	321	321	321	5	5	95	53	95	95
David Eltherington (4)	9	4	89	89	2	2	95	95	53	95	16	16
Ady Wilkinson (2)	10	2	16	95	95	95	321	321	16	16	321	321
Paul Daley (80)	11	80	95	2	16	16	16	16	321	321	99	99
Gareth Robinson (20)	12	20	2	16	89	89	89	99	99	99	76	18
Craig Jeff (16)	13	16	72	18	18	18	99	76	76	18	18	76
Ian Robinson (89)	14	89	18	72	99	99	18	18	18	76	89	89
Jason Taylor (84)	15	84	99	99	72	76	76	89	89	89	72	72
David Jeff (18)	16	18	76	76	76	72	72	72	72	72	199	199
Graeme Marshall (78)	17	78	4	4	4	199	199	199	199	199	84	34
Chris Bazeley (87)	18	87	84	199	199	84	84	84	84	84	34	84
Claire Domoney (199)	19	199	199	84	84	4	78	34	34	34	194	4
Andrew Scanlon (99)	20	99	78	78	78	78	4	78	194	194	4	4
Allan Brookbanks (48)	21	48	87	87	194	194	194	4	4	4	78	78
Neil Gayford (194)	22	194	48	194	34	34	34	194	78	78	48	48
Rob Chisholm (76)	23	76	194	48	48	48	48	48	48	48	47	47
Steve Kain (47)	24	47	34	34	47	47	47	47	47	47	47	47
Adam Everson (34)	25	34	47	47	102	102	12	12	12	12	12	12
David Schofield (12)	26	12	102	102	12	12						
Stewart Campbell (102)	27	102	12	12								

Chief Timekeeper:

Clerk of Course:

Weather & Track: Raining / Wet

Results: www.sportstimingservices.com

Printed: 18/09/2010 17:20:47





Thundersport GB - Rounds 14 and 15

Bridgestone Thundersport 500

Anglesey Circuit 1.550 Miles

Race 11

18/09/2010 17:02

Race started at 17:02:28

Lap	Lap Tm	Diff	Time of Day
(54) Sam Cox			
1	1:36.196	+9.953	17:04:04.845
2	1:30.153	+3.910	17:05:34.998
3	1:28.341	+2.098	17:07:03.339
4	1:28.487	+2.244	17:08:31.826
5	1:28.101	+1.858	17:09:59.927
6	1:28.345	+2.102	17:11:28.272
7	1:27.157	+0.914	17:12:55.429
8	1:26.937	+0.694	17:14:22.366
9	1:26.785	+0.542	17:15:49.151
10	1:26.243		17:17:15.394

(83) Colin McCabe			
1	1:33.586	+7.669	17:04:04.217
2	1:30.240	+4.323	17:05:34.457
3	1:28.572	+2.655	17:07:03.029
4	1:27.982	+2.065	17:08:31.011
5	1:29.667	+3.750	17:10:00.678
6	1:27.815	+1.898	17:11:28.493
7	1:27.164	+1.247	17:12:55.657
8	1:27.063	+1.146	17:14:22.720
9	1:25.917		17:15:48.637
10	1:26.992	+1.075	17:17:15.629

(80) Paul Daley			
1	1:36.539	+10.129	17:04:08.046
2	1:32.519	+6.109	17:05:40.565
3	1:31.083	+4.673	17:07:11.648
4	1:30.074	+3.664	17:08:41.722
5	1:29.524	+3.114	17:10:11.246
6	1:29.779	+3.369	17:11:41.025
7	1:28.272	+1.862	17:13:09.297
8	1:28.502	+2.092	17:14:37.799
9	1:28.368	+1.958	17:16:06.167
10	1:26.410		17:17:32.577

(2) Ady Wilkinson			
1	1:38.297	+11.134	17:04:09.769
2	1:32.474	+5.311	17:05:42.243
3	1:30.948	+3.785	17:07:13.191
4	1:30.134	+2.971	17:08:43.325
5	1:28.975	+1.812	17:10:12.300
6	1:29.585	+2.422	17:11:41.885
7	1:28.303	+1.140	17:13:10.188
8	1:27.666	+0.503	17:14:37.854
9	1:28.617	+1.454	17:16:06.471
10	1:27.163		17:17:33.634

(161) Mark Evans			
1	1:36.789	+9.264	17:04:07.656
2	1:32.172	+4.647	17:05:39.828
3	1:31.572	+4.047	17:07:11.400
4	1:29.917	+2.392	17:08:41.317
5	1:30.328	+2.803	17:10:11.645
6	1:29.746	+2.221	17:11:41.391
7	1:31.048	+3.523	17:13:12.439
8	1:27.525		17:14:39.964
9	1:28.269	+0.744	17:16:08.233
10	1:27.867	+0.342	17:17:36.100

Lap	Lap Tm	Diff	Time of Day
(53) Sam Banda			
1	1:35.785	+8.577	17:04:06.664
2	1:32.287	+5.079	17:05:38.951
3	1:31.899	+4.691	17:07:10.850
4	1:31.406	+4.198	17:08:42.256
5	1:29.729	+2.521	17:10:11.985
6	1:29.594	+2.386	17:11:41.579
7	1:31.876	+4.668	17:13:13.455
8	1:27.542	+0.334	17:14:40.997
9	1:28.246	+1.038	17:16:09.243
10	1:27.208		17:17:36.451

(5) Darryl Harrison			
1	1:37.678	+9.956	17:04:06.385
2	1:33.870	+6.148	17:05:40.255
3	1:31.948	+4.226	17:07:12.203
4	1:30.707	+2.985	17:08:42.910
5	1:30.131	+2.409	17:10:13.041
6	1:29.860	+2.138	17:11:42.901
7	1:29.965	+2.243	17:13:12.866
8	1:27.722		17:14:40.588
9	1:28.307	+0.585	17:16:08.895
10	1:28.804	+1.082	17:17:37.699

(95) Jordan Watling			
1	1:39.036	+10.936	17:04:09.458
2	1:32.364	+4.264	17:05:41.822
3	1:31.591	+3.491	17:07:13.413
4	1:30.368	+2.268	17:08:43.781
5	1:29.783	+1.683	17:10:13.564
6	1:30.013	+1.913	17:11:43.577
7	1:29.595	+1.495	17:13:13.172
8	1:28.465	+0.365	17:14:41.637
9	1:29.528	+1.428	17:16:11.165
10	1:28.100		17:17:39.265

(16) Craig Jeff			
1	1:36.579	+8.937	17:04:08.439
2	1:34.031	+6.389	17:05:42.470
3	1:31.916	+4.274	17:07:14.386
4	1:29.964	+2.322	17:08:44.350
5	1:30.211	+2.569	17:10:14.561
6	1:30.198	+2.556	17:11:44.759
7	1:29.664	+2.022	17:13:14.423
8	1:28.248	+0.606	17:14:42.671
9	1:29.169	+1.527	17:16:11.840
10	1:27.642		17:17:39.482

(321) Chris Kingham			
1	1:38.325	+8.068	17:04:06.993
2	1:33.661	+3.404	17:05:40.654
3	1:32.168	+1.911	17:07:12.822
4	1:30.257		17:08:43.079
5	1:31.030	+0.773	17:10:14.109
6	1:30.314	+0.057	17:11:44.423
7	1:30.876	+0.619	17:13:15.299
8	1:30.349	+0.092	17:14:45.648
9	1:31.276	+1.019	17:16:16.924
10	1:30.934	+0.677	17:17:47.858

(99) Andrew Scanlon			
----------------------------	--	--	--

Lap	Lap Tm	Diff	Time of Day
1	1:40.347	+11.919	17:04:13.084
2	1:33.558	+5.130	17:05:46.642
3	1:33.267	+4.839	17:07:19.909
4	1:33.049	+4.621	17:08:52.958
5	1:30.941	+2.513	17:10:23.899
6	1:29.563	+1.135	17:11:53.462
7	1:29.001	+0.573	17:13:22.463
8	1:29.763	+1.335	17:14:52.226
9	1:28.428		17:16:20.654
10	1:28.952	+0.524	17:17:49.606

(18) David Jeff			
1	1:39.439	+10.376	17:04:11.875
2	1:33.891	+4.828	17:05:45.766
3	1:33.558	+4.495	17:07:19.324
4	1:33.409	+4.346	17:08:52.733
5	1:32.446	+3.383	17:10:25.179
6	1:32.474	+3.411	17:11:57.653
7	1:30.540	+1.477	17:13:28.193
8	1:29.303	+0.240	17:14:57.496
9	1:29.063		17:16:26.559
10	1:29.467	+0.404	17:17:56.026

(76) Rob Chisholm			
1	1:41.164	+12.636	17:04:14.404
2	1:34.951	+6.423	17:05:49.355
3	1:33.720	+5.192	17:07:23.075
4	1:32.709	+4.181	17:08:55.784
5	1:30.511	+1.983	17:10:26.295
6	1:31.079	+2.551	17:11:57.374
7	1:30.617	+2.089	17:13:27.991
8	1:30.024	+1.496	17:14:58.015
9	1:28.528		17:16:26.543
10	1:29.683	+1.155	17:17:56.226

(89) Ian Robinson			
1	1:36.536	+3.676	17:04:08.432
2	1:32.920	+0.060	17:05:41.352
3	1:34.174	+1.314	17:07:15.526
4	1:32.860		17:08:48.386
5	1:35.152	+2.292	17:10:23.538
6	1:34.201	+1.341	17:11:57.739
7	1:34.993	+2.133	17:13:32.732
8	1:33.605	+0.745	17:15:06.337
9	1:33.541	+0.681	17:16:39.878
10	1:33.259	+0.399	17:18:13.137

(72) Mike Bailey			
1	1:39.946	+7.021	17:04:11.051
2	1:35.494	+2.569	17:05:46.545
3	1:36.048	+3.123	17:07:22.593
4	1:34.848	+1.923	17:08:57.441
5	1:34.222	+1.297	17:10:31.663
6	1:34.454	+1.529	17:12:06.117
7	1:33.524	+0.599	17:13:39.641
8	1:32.925		17:15:12.566
9	1:33.955	+1.030	17:16:46.521
10	1:33.616	+0.691	17:18:20.137

(199) Claire Domoney			
1	1:43.569	+10.597	17:04:16.141

Chief Timekeeper:

Clerk of Course:

Weather & Track: Raining / Wet

Results: www.sportstimingservices.com

Printed: 18/09/2010 17:20:01





Thundersport GB - Rounds 14 and 15

Bridgestone Thundersport 500

Anglesey Circuit 1.550 Miles

Race 11

18/09/2010 17:02

Race started at 17:02:28

Lap	Lap Tm	Diff	Time of Day
2	1:40.148	+7.176	17:05:56.289
3	1:38.923	+5.951	17:07:35.212
4	1:38.199	+5.227	17:09:13.411
5	1:35.547	+2.575	17:10:48.958
6	1:34.180	+1.208	17:12:23.138
7	1:33.265	+0.293	17:13:56.403
8	1:33.230	+0.258	17:15:29.633
9	1:32.972		17:17:02.605
10	1:33.116	+0.144	17:18:35.721

(34) Adam Everson

1	1:48.125	+15.101	17:04:21.605
2	1:42.830	+9.806	17:06:04.435
3	1:37.041	+4.017	17:07:41.476
4	1:36.934	+3.910	17:09:18.410
5	1:37.062	+4.038	17:10:55.472
6	1:34.529	+1.505	17:12:30.001
7	1:33.710	+0.686	17:14:03.711
8	1:33.271	+0.247	17:15:36.982
9	1:35.207	+2.183	17:17:12.189
10	1:33.024		17:18:45.213

(84) Jason Taylor

1	1:43.930	+9.650	17:04:15.862
2	1:40.983	+6.703	17:05:56.845
3	1:38.667	+4.387	17:07:35.512
4	1:38.664	+4.384	17:09:14.176
5	1:36.336	+2.056	17:10:50.512
6	1:34.985	+0.705	17:12:25.497
7	1:35.280	+1.000	17:14:00.777
8	1:35.044	+0.764	17:15:35.821
9	1:36.165	+1.885	17:17:11.986
10	1:34.280		17:18:46.266

(194) Neil Gayford

1	1:48.284	+14.306	17:04:21.356
2	1:42.415	+8.437	17:06:03.771
3	1:36.935	+2.957	17:07:40.706
4	1:37.231	+3.253	17:09:17.937
5	1:37.345	+3.367	17:10:55.282
6	1:37.800	+3.822	17:12:33.082
7	1:35.218	+1.240	17:14:08.300
8	1:33.978		17:15:42.278
9	1:35.418	+1.440	17:17:17.696

(4) David Eltherington

1	1:44.030	+9.573	17:04:15.501
2	1:40.566	+6.109	17:05:56.067
3	1:38.955	+4.498	17:07:35.022
4	1:40.372	+5.915	17:09:15.394
5	1:39.386	+4.929	17:10:54.780
6	1:37.568	+3.111	17:12:32.348
7	1:36.477	+2.020	17:14:08.825
8	1:34.457		17:15:43.282
9	1:35.608	+1.151	17:17:18.890

(78) Graeme Marshall

1	1:44.659	+8.219	17:04:17.118
2	1:40.292	+3.852	17:05:57.410
3	1:38.881	+2.441	17:07:36.291
4	1:39.354	+2.914	17:09:15.645

Lap	Lap Tm	Diff	Time of Day
5	1:38.452	+2.012	17:10:54.097
6	1:37.948	+1.508	17:12:32.045
7	1:37.641	+1.201	17:14:09.686
8	1:36.440		17:15:46.126
9	1:37.034	+0.594	17:17:23.160

(48) Allan Brookbanks

1	1:48.048	+12.751	17:04:21.114
2	1:43.156	+7.859	17:06:04.270
3	1:40.114	+4.817	17:07:44.384
4	1:40.123	+4.826	17:09:24.507
5	1:38.859	+3.562	17:11:03.366
6	1:37.903	+2.606	17:12:41.269
7	1:36.248	+0.951	17:14:17.517
8	1:35.297		17:15:52.814
9	1:36.872	+1.575	17:17:29.686

(47) Steve Kain

1	1:49.405	+9.509	17:04:22.834
2	1:43.108	+3.212	17:06:05.942
3	1:41.943	+2.047	17:07:47.885
4	1:42.119	+2.223	17:09:30.004
5	1:41.717	+1.821	17:11:11.721
6	1:39.896		17:12:51.617
7	1:41.894	+1.998	17:14:33.511
8	1:43.203	+3.307	17:16:16.714
9	1:43.379	+3.483	17:18:00.093

(12) David Schofield

1	1:55.375	+6.521	17:04:29.251
2	1:49.935	+1.081	17:06:19.186
3	1:52.251	+3.397	17:08:11.437
4	1:52.941	+4.087	17:10:04.378
5	1:52.584	+3.730	17:11:56.962
6	1:49.352	+0.498	17:13:46.314
7	1:48.854		17:15:35.168
8	1:51.480	+2.626	17:17:26.648

(20) Gareth Robinson

1	1:35.147	+8.342	17:04:06.685
2	1:29.831	+3.026	17:05:36.516
3	1:27.654	+0.849	17:07:04.170
4	1:27.039	+0.234	17:08:31.209
5	1:28.258	+1.453	17:09:59.467
6	1:28.418	+1.613	17:11:27.885
7	1:27.189	+0.384	17:12:55.074
8	1:26.805		17:14:21.879

(102) Stewart Campbell

1	1:49.959	+9.073	17:04:24.054
2	1:42.928	+2.042	17:06:06.982
3	1:43.921	+3.035	17:07:50.903
4	1:40.886		17:09:31.789

(87) Chris Bazeley

1	1:47.883	+5.033	17:04:20.408
2	1:42.850		17:06:03.258

Chief Timekeeper:

Clerk of Course:

Weather & Track: Raining / Wet

Results: www.sportstimingservices.com

Printed: 18/09/2010 17:20:01





Thundersport GB - Rounds 14 and 15

Sorted on Laps

Bridgestone Thundersport 500

Anglesey Circuit 1.550 Miles

Race 8

19/09/2010 13:50

Race started at 13:50:04

Pos	No.	Name	Class	Make	Model	Laps	Total Tm	Diff	Best Tm	In Lap	Best Spd
1	5	Darryl Harrison	Tsport 500	Honda	500	10	14:13.052		1:22.589	10	67.563
2	54	Sam Cox	Tsport 500	Honda	500	10	14:14.939	1.887	1:24.174	7	66.291
3	161	Mark Evans	Tsport 500	Honda	500	10	14:15.399	2.347	1:23.894	5	66.513
4	83	Colin McCabe	Tsport 500	Honda	500	10	14:18.266	5.214	1:24.275	10	66.212
5	321	Chris Kingham	Tsport 500	Honda	500	10	14:21.539	8.487	1:24.713	4	65.869
6	20	Gareth Robinson	Tsport 500	Honda	500	10	14:35.238	22.186	1:25.686	6	65.121
7	53	Sam Banda	Tsport 500	Honda	500	10	14:35.769	22.717	1:25.560	10	65.217
8	95	Jordan Watling	Tsport 500	Honda	500	10	14:36.123	23.071	1:25.472	10	65.285
9	80	Paul Daley	Tsport 500	Honda	500	10	14:36.567	23.515	1:25.583	10	65.200
10	2	Ady Wilkinson	Tsport 500	Honda	500	10	14:46.277	33.225	1:26.035	10	64.857
11	99	Andrew Scanlon	Tsport 500	Honda	500	10	14:47.038	33.986	1:25.795	10	65.039
12	16	Craig Jeff	Tsport 500	Honda	500	10	14:57.809	44.757	1:27.975	2	63.427
13	72	Mike Bailey	Tsport 500	Honda	500	10	15:00.816	47.764	1:28.005	9	63.405
14	199	Claire Domoney	Tsport 500	Honda	500	10	15:01.000	47.948	1:27.312	8	63.909
15	89	Ian Robinson	Tsport 500	Honda	500	10	15:09.894	56.842	1:28.453	10	63.084
16	18	David Jeff	Tsport 500	Honda	500	10	15:10.057	57.005	1:28.374	9	63.141
17	84	Jason Taylor	Tsport 500	Honda	500	10	15:18.057	1:05.005	1:30.505	9	61.654
18	34	Adam Everson	Tsport 500	Honda	500	10	15:31.897	1:18.845	1:30.865	7	61.410
19	47	Steve Kain	Tsport 500	Honda	500	10	15:35.983	1:22.931	1:30.879	10	61.400
20	102	Stewart Campbell	Tsport 500	Honda	500	10	15:36.627	1:23.575	1:29.330	7	62.465
21	69	Verity Cave	Tsport 500	Honda	500	9	15:07.282	1 Lap	1:36.375	9	57.899
22	12	David Schofield	Tsport 500	Honda	500	8	14:25.906	2 Laps	1:43.305	3	54.015

Not classified ()

194	Neil Gayford	Tsport 500	Honda	500	7	10:51.863	DNF	1:29.804	7	62.135
48	Allan Brookbanks	Tsport 500	Honda	500	4	6:18.299	DNF	1:30.509	4	61.651
4	David Eltherington	Tsport 500	Honda	500		3.061	DNF		0	-

Margin of Victory	Avg. Speed	Best Lap Tm	Best Spd	Best Lap by
1.887	65.412	1:22.589	67.563	5 - Darryl Harrison

Chief Timekeeper:

Clerk of Course:

Weather & Track: Raining / Wet

Results: www.sportstimeservices.com





Thundersport GB - Rounds 14 and 15

Lapchart

Bridgestone Thundersport 500

Anglesey Circuit 1.550 Miles

Race 8

19/09/2010 13:50

Race started at 13:50:04

Competitors	Laps										
	0	1	2	3	4	5	6	7	8	9	10
Chris Kingham (321)	1	321	321	321	321	321	321	54	54	54	5
Darryl Harrison (5)	2	5	54	54	54	54	54	321	161	5	54
Sam Cox (54)	3	54	83	83	161	161	161	161	5	161	161
Jordan Watling (95)	4	95	5	161	83	83	5	5	5	321	83
Colin McCabe (83)	5	83	161	5	5	5	83	83	83	321	321
Mark Evans (161)	6	161	16	53	53	80	80	80	80	20	20
Sam Banda (53)	7	53	53	16	80	53	53	95	20	20	53
Mike Bailey (72)	8	72	95	95	95	95	53	53	95	95	95
David Eltherington (4)	9	4	80	80	16	20	20	20	95	53	80
Ady Wilkinson (2)	10	2	20	20	20	16	16	16	2	2	2
Paul Daley (80)	11	80	2	2	2	99	99	2	99	99	99
Craig Jeff (16)	12	16	72	99	99	2	2	99	16	16	16
Gareth Robinson (20)	13	20	99	72	72	72	72	72	72	72	72
Jason Taylor (84)	14	84	89	89	89	89	199	199	199	199	199
Ian Robinson (89)	15	89	84	84	84	199	89	89	18	18	89
Andrew Scanlon (99)	16	99	199	199	199	84	84	18	89	89	18
Neil Gayford (194)	17	194	47	48	18	18	18	84	84	84	84
Allan Brookbanks (48)	18	48	48	47	48	48	194	194	194	34	34
Claire Domoney (199)	19	199	194	18	194	194	34	34	34	47	47
Steve Kain (47)	20	47	34	194	47	34	47	47	47	102	102
Adam Everson (34)	21	34	18	34	34	47	102	102	102	69	69
David Schofield (12)	22	12	102	102	102	102	69	69	69	12	
Stewart Campbell (102)	23	102	69	69	69	69	12	12	12		
Verity Cave (69)	24	69	12	12	12	12					
David Jeff (18)	25	18									

Chief Timekeeper:

Clerk of Course:

Weather & Track: Raining / Wet

Results: www.sportstimingservices.com

Printed: 19/09/2010 14:07:26





Thundersport GB - Rounds 14 and 15

Bridgestone Thundersport 500

Anglesey Circuit 1.550 Miles

Race 8

19/09/2010 13:50

Race started at 13:50:04

Lap	Lap Tm	Diff	Time of Day
(5) Darryl Harrison			
1	1:32.832	+10.243	13:51:38.069
2	1:27.253	+4.664	13:53:05.322
3	1:25.403	+2.814	13:54:30.725
4	1:24.396	+1.807	13:55:55.121
5	1:23.921	+1.332	13:57:19.042
6	1:23.947	+1.358	13:58:42.989
7	1:24.718	+2.129	14:00:07.707
8	1:24.058	+1.469	14:01:31.765
9	1:23.379	+0.790	14:02:55.144
10	1:22.589		14:04:17.733

Lap	Lap Tm	Diff	Time of Day
(54) Sam Cox			
1	1:30.399	+6.225	13:51:36.184
2	1:25.567	+1.393	13:53:01.751
3	1:24.983	+0.809	13:54:26.734
4	1:24.864	+0.690	13:55:51.598
5	1:24.721	+0.547	13:57:16.319
6	1:24.931	+0.757	13:58:41.250
7	1:24.174		14:00:05.424
8	1:24.867	+0.693	14:01:30.291
9	1:24.356	+0.182	14:02:54.647
10	1:24.973	+0.799	14:04:19.620

Lap	Lap Tm	Diff	Time of Day
(161) Mark Evans			
1	1:31.162	+7.268	13:51:38.381
2	1:25.835	+1.941	13:53:04.216
3	1:24.682	+0.788	13:54:28.898
4	1:24.433	+0.539	13:55:53.331
5	1:23.894		13:57:17.225
6	1:24.609	+0.715	13:58:41.834
7	1:25.479	+1.585	14:00:07.313
8	1:24.222	+0.328	14:01:31.535
9	1:24.586	+0.692	14:02:56.121
10	1:23.959	+0.065	14:04:20.080

Lap	Lap Tm	Diff	Time of Day
(83) Colin McCabe			
1	1:29.986	+5.711	13:51:37.059
2	1:26.396	+2.121	13:53:03.455
3	1:26.014	+1.739	13:54:29.469
4	1:25.121	+0.846	13:55:54.590
5	1:25.078	+0.803	13:57:19.668
6	1:25.038	+0.763	13:58:44.706
7	1:24.835	+0.560	14:00:09.541
8	1:24.845	+0.570	14:01:34.386
9	1:24.286	+0.011	14:02:58.672
10	1:24.275		14:04:22.947

Lap	Lap Tm	Diff	Time of Day
(321) Chris Kingham			
1	1:31.042	+6.329	13:51:35.723
2	1:24.723	+0.010	13:53:00.446
3	1:25.152	+0.439	13:54:25.598
4	1:24.713		13:55:50.311
5	1:25.088	+0.375	13:57:15.399
6	1:25.197	+0.484	13:58:40.596
7	1:26.567	+1.854	14:00:07.163
8	1:26.990	+2.277	14:01:34.153
9	1:25.867	+1.154	14:03:00.020
10	1:26.200	+1.487	14:04:26.220

Lap	Lap Tm	Diff	Time of Day
(20) Gareth Robinson			
1	1:32.491	+6.805	13:51:40.541
2	1:27.890	+2.204	13:53:08.431
3	1:27.600	+1.914	13:54:36.031
4	1:27.009	+1.323	13:56:03.040
5	1:26.646	+0.960	13:57:29.686
6	1:25.686		13:58:55.372
7	1:25.781	+0.095	14:00:21.153
8	1:26.885	+1.199	14:01:48.038
9	1:26.100	+0.414	14:03:14.138
10	1:25.781	+0.095	14:04:39.919

Lap	Lap Tm	Diff	Time of Day
(53) Sam Banda			
1	1:32.015	+6.455	13:51:39.245
2	1:27.188	+1.628	13:53:06.433
3	1:27.635	+2.075	13:54:34.068
4	1:26.976	+1.416	13:56:01.044
5	1:26.615	+1.055	13:57:27.659
6	1:27.549	+1.989	13:58:55.208
7	1:26.645	+1.085	14:00:21.853
8	1:26.780	+1.220	14:01:48.633
9	1:26.257	+0.697	14:03:14.890
10	1:25.560		14:04:40.450

Lap	Lap Tm	Diff	Time of Day
(95) Jordan Watling			
1	1:32.635	+7.163	13:51:39.605
2	1:27.670	+2.198	13:53:07.275
3	1:27.879	+2.407	13:54:35.154
4	1:26.448	+0.976	13:56:01.602
5	1:26.720	+1.248	13:57:28.322
6	1:26.713	+1.241	13:58:55.035
7	1:27.124	+1.652	14:00:22.159
8	1:26.341	+0.869	14:01:48.500
9	1:26.832	+1.360	14:03:15.332
10	1:25.472		14:04:40.804

Lap	Lap Tm	Diff	Time of Day
(80) Paul Daley			
1	1:31.997	+6.414	13:51:39.936
2	1:27.759	+2.176	13:53:07.695
3	1:26.979	+1.396	13:54:34.674
4	1:25.836	+0.253	13:56:00.510
5	1:26.893	+1.310	13:57:27.403
6	1:27.214	+1.631	13:58:54.617
7	1:26.398	+0.815	14:00:21.015
8	1:26.931	+1.348	14:01:47.946
9	1:27.719	+2.136	14:03:15.665
10	1:25.583		14:04:41.248

Lap	Lap Tm	Diff	Time of Day
(2) Ady Wilkinson			
1	1:33.586	+7.551	13:51:41.501
2	1:29.054	+3.019	13:53:10.555
3	1:28.324	+2.289	13:54:38.879
4	1:28.829	+2.794	13:56:07.708
5	1:27.478	+1.443	13:57:35.186
6	1:29.469	+3.434	13:59:04.655
7	1:27.480	+1.445	14:00:32.135
8	1:26.195	+0.160	14:01:58.330
9	1:26.593	+0.558	14:03:24.923
10	1:26.035		14:04:50.958

Lap	Lap Tm	Diff	Time of Day
(99) Andrew Scanlon			

Lap	Lap Tm	Diff	Time of Day
1	1:33.636	+7.841	13:51:42.654
2	1:28.727	+2.932	13:53:11.381
3	1:27.898	+2.103	13:54:39.279
4	1:27.552	+1.757	13:56:06.831
5	1:28.175	+2.380	13:57:35.006
6	1:29.800	+4.005	13:59:04.806
7	1:27.869	+2.074	14:00:32.675
8	1:26.342	+0.547	14:01:59.017
9	1:26.907	+1.112	14:03:25.924
10	1:25.795		14:04:51.719

Lap	Lap Tm	Diff	Time of Day
(16) Craig Jeff			
1	1:30.927	+2.952	13:51:38.895
2	1:27.975		13:53:06.870
3	1:28.616	+0.641	13:54:35.486
4	1:28.317	+0.342	13:56:03.803
5	1:29.544	+1.569	13:57:33.347
6	1:31.114	+3.139	13:59:04.461
7	1:29.295	+1.320	14:00:33.756
8	1:29.857	+1.882	14:02:03.613
9	1:30.119	+2.144	14:03:33.732
10	1:28.758	+0.783	14:05:02.490

Lap	Lap Tm	Diff	Time of Day
(72) Mike Bailey			
1	1:34.973	+6.968	13:51:42.490
2	1:30.554	+2.549	13:53:13.044
3	1:29.536	+1.531	13:54:42.580
4	1:29.303	+1.298	13:56:11.883
5	1:29.868	+1.863	13:57:41.751
6	1:29.414	+1.409	13:59:11.165
7	1:29.128	+1.123	14:00:40.293
8	1:28.197	+0.192	14:02:08.490
9	1:28.005		14:03:36.495
10	1:29.002	+0.997	14:05:05.497

Lap	Lap Tm	Diff	Time of Day
(199) Claire Domoney			
1	1:36.317	+9.005	13:51:45.503
2	1:30.438	+3.126	13:53:15.941
3	1:30.201	+2.889	13:54:46.142
4	1:29.712	+2.400	13:56:15.854
5	1:29.600	+2.288	13:57:45.454
6	1:29.063	+1.751	13:59:14.517
7	1:27.672	+0.360	14:00:42.189
8	1:27.312		14:02:09.501
9	1:28.019	+0.707	14:03:37.520
10	1:28.161	+0.849	14:05:05.681

Lap	Lap Tm	Diff	Time of Day
(89) Ian Robinson			
1	1:35.030	+6.577	13:51:43.290
2	1:29.999	+1.546	13:53:13.289
3	1:30.787	+2.334	13:54:44.076
4	1:31.051	+2.598	13:56:15.127
5	1:30.334	+1.881	13:57:45.461
6	1:31.502	+3.049	13:59:16.963
7	1:30.645	+2.192	14:00:47.608
8	1:29.869	+1.416	14:02:17.477
9	1:28.645	+0.192	14:03:46.122
10	1:28.453		14:05:14.575

Lap	Lap Tm	Diff	Time of Day
(18) David Jeff			
1	1:33.683	+5.309	13:51:49.437

Chief Timekeeper:

Clerk of Course:

Weather & Track: Raining / Wet

Results: www.sportstimingservices.com

Printed: 19/09/2010 14:06:50





Thundersport GB - Rounds 14 and 15

Bridgestone Thundersport 500

Anglesey Circuit 1.550 Miles

Race 8

19/09/2010 13:50

Race started at 13:50:04

Lap	Lap Tm	Diff	Time of Day
2	1:32.620	+4.246	13:53:22.057
3	1:29.720	+1.346	13:54:51.777
4	1:29.168	+0.794	13:56:20.945
5	1:28.595	+0.221	13:57:49.540
6	1:28.635	+0.261	13:59:18.175
7	1:28.781	+0.407	14:00:46.956
8	1:29.721	+1.347	14:02:16.677
9	1:28.374		14:03:45.051
10	1:29.687	+1.313	14:05:14.738

(84) Jason Taylor

1	1:35.146	+4.641	13:51:43.381
2	1:31.560	+1.055	13:53:14.941
3	1:31.041	+0.536	13:54:45.982
4	1:31.323	+0.818	13:56:17.305
5	1:31.891	+1.386	13:57:49.196
6	1:30.610	+0.105	13:59:19.806
7	1:30.759	+0.254	14:00:50.565
8	1:30.576	+0.071	14:02:21.141
9	1:30.505		14:03:51.646
10	1:31.092	+0.587	14:05:22.738

(34) Adam Everson

1	1:39.064	+8.199	13:51:48.846
2	1:34.114	+3.249	13:53:22.960
3	1:33.386	+2.521	13:54:56.346
4	1:31.945	+1.080	13:56:28.291
5	1:31.244	+0.379	13:57:59.535
6	1:31.391	+0.526	13:59:30.926
7	1:30.865		14:01:01.791
8	1:32.012	+1.147	14:02:33.803
9	1:31.536	+0.671	14:04:05.339
10	1:31.239	+0.374	14:05:36.578

(47) Steve Kain

1	1:38.376	+7.497	13:51:47.673
2	1:34.076	+3.197	13:53:21.749
3	1:34.089	+3.210	13:54:55.838
4	1:33.518	+2.639	13:56:29.356
5	1:33.500	+2.621	13:58:02.856
6	1:32.441	+1.562	13:59:35.297
7	1:31.150	+0.271	14:01:06.447
8	1:32.102	+1.223	14:02:38.549
9	1:31.236	+0.357	14:04:09.785
10	1:30.879		14:05:40.664

(102) Stewart Campbell

1	1:41.129	+11.799	13:51:51.840
2	1:35.127	+5.797	13:53:26.967
3	1:33.994	+4.664	13:55:00.961
4	1:33.382	+4.052	13:56:34.343
5	1:32.287	+2.957	13:58:06.630
6	1:31.550	+2.220	13:59:38.180
7	1:29.330		14:01:07.510
8	1:31.723	+2.393	14:02:39.233
9	1:31.253	+1.923	14:04:10.486
10	1:30.822	+1.492	14:05:41.308

(69) Verity Cave

1	1:46.905	+10.530	13:51:57.968
2	1:39.430	+3.055	13:53:37.398

Lap	Lap Tm	Diff	Time of Day
3	1:37.020	+0.645	13:55:14.418
4	1:37.257	+0.882	13:56:51.675
5	1:39.435	+3.060	13:58:31.110
6	1:43.497	+7.122	14:00:14.607
7	1:41.009	+4.634	14:01:55.616
8	1:39.972	+3.597	14:03:35.588
9	1:36.375		14:05:11.963

(12) David Schofield

1	1:47.637	+4.332	13:51:58.026
2	1:44.749	+1.444	13:53:42.775
3	1:43.305		13:55:26.080
4	1:46.097	+2.792	13:57:12.177
5	1:56.953	+13.648	13:59:09.130
6	1:44.928	+1.623	14:00:54.058
7	1:43.368	+0.063	14:02:37.426
8	1:53.161	+9.856	14:04:30.587

(194) Neil Gayford

1	1:39.642	+9.838	13:51:48.768
2	1:33.666	+3.862	13:53:22.434
3	1:31.886	+2.082	13:54:54.320
4	1:31.011	+1.207	13:56:25.331
5	1:31.098	+1.294	13:57:56.429
6	1:30.311	+0.507	13:59:26.740
7	1:29.804		14:00:56.544

(48) Allan Brookbanks

1	1:38.888	+8.379	13:51:48.068
2	1:32.256	+1.747	13:53:20.324
3	1:32.147	+1.638	13:54:52.471
4	1:30.509		13:56:22.980

Chief Timekeeper:

Clerk of Course:

Weather & Track: Raining / Wet

Results: www.sportstimingservices.com

Printed: 19/09/2010 14:06:50





Thundersport GB - Rounds 14 and 15

Sorted on Laps

Bridgestone Thundersport 500

Anglesey Circuit 1.550 Miles

Race 16

19/09/2010 17:00

Race started at 17:00:01

Pos	No.	Name	Class	Make	Model	Laps	Total Tm	Diff	Best Tm	In Lap	Best Spd
1	54	Sam Cox	Tsport 500	Honda	500	10	14:01.118		1:23.031	9	67.204
2	161	Mark Evans	Tsport 500	Honda	500	10	14:03.197	2.079	1:22.659	6	67.506
3	321	Chris Kingham	Tsport 500	Honda	500	10	14:03.831	2.713	1:22.915	6	67.298
4	5	Darryl Harrison	Tsport 500	Honda	500	10	14:05.043	3.925	1:23.204	5	67.064
5	83	Colin McCabe	Tsport 500	Honda	500	10	14:07.313	6.195	1:23.264	6	67.016
6	95	Jordan Watling	Tsport 500	Honda	500	10	14:15.435	14.317	1:23.871	7	66.531
7	80	Paul Daley	Tsport 500	Honda	500	10	14:17.852	16.734	1:24.200	3	66.271
8	20	Gareth Robinson	Tsport 500	Honda	500	10	14:19.515	18.397	1:24.384	6	66.126
9	53	Sam Banda	Tsport 500	Honda	500	10	14:25.834	24.716	1:24.439	2	66.083
10	18	David Jeff	Tsport 500	Honda	500	10	14:30.195	29.077	1:24.883	7	65.738
11	72	Mike Bailey	Tsport 500	Honda	500	10	14:30.550	29.432	1:25.543	5	65.230
12	89	Ian Robinson	Tsport 500	Honda	500	10	14:36.989	35.871	1:26.009	2	64.877
13	84	Jason Taylor	Tsport 500	Honda	500	10	14:47.996	46.878	1:26.953	5	64.173
14	199	Claire Domoney	Tsport 500	Honda	500	10	14:48.170	47.052	1:27.136	6	64.038
15	34	Adam Everson	Tsport 500	Honda	500	10	14:51.445	50.327	1:26.960	8	64.167
16	102	Stewart Campbell	Tsport 500	Honda	500	10	14:51.788	50.670	1:26.235	3	64.707
17	47	Steve Kain	Tsport 500	Honda	500	10	15:00.909	59.791	1:27.916	2	63.470
18	16	Craig Jeff	Tsport 500	Honda	500	10	15:05.684	1:04.566	1:26.818	2	64.272
19	99	Andrew Scanlon	Tsport 500	Honda	500	10	15:11.562	1:10.444	1:26.755	7	64.319
20	69	Verity Cave	Tsport 500	Honda	500	10	15:26.828	1:25.710	1:29.787	6	62.147
21	194	Neil Gayford	Tsport 500	Honda	500	10	15:31.949	1:30.831	1:30.935	5	61.363
22	4	David Eltherington	Tsport 500	Honda	500	9	14:31.758	1 Lap	1:34.145	9	59.270
23	12	David Schofield	Tsport 500	Honda	500	9	14:40.594	1 Lap	1:34.098	6	59.300

Not classified ()

48	Allan Brookbanks	Tsport 500	Honda	500	8	11:57.516	DNF	1:27.808	8	63.548
2	Ady Wilkinson	Tsport 500	Honda	500	2	3:00.430	DNF	1:26.318	2	64.645

Margin of Victory	Avg. Speed	Best Lap Tm	Best Spd	Best Lap by
2.079	66.340	1:22.659	67.506	161 - Mark Evans

Chief Timekeeper:

Clerk of Course:

Weather & Track: Cloudy / Wet

Results: www.sportstiming.com





Thundersport GB - Rounds 14 and 15

Lapchart

Bridgestone Thundersport 500

Anglesey Circuit 1.550 Miles

Race 16

19/09/2010 17:00

Race started at 17:00:01

Competitors	Laps										
	0	1	2	3	4	5	6	7	8	9	10
Chris Kingham (321)	1	321	321	321	321	321	321	321	54	54	54
Darryl Harrison (5)	2	5	54	54	54	54	54	54	321	321	161
Sam Cox (54)	3	54	53	53	5	5	5	5	5	5	321
Jordan Watling (95)	4	95	83	5	53	83	161	161	161	161	5
Colin McCabe (83)	5	83	95	83	83	161	83	83	83	83	83
Sam Banda (53)	6	53	5	95	95	53	95	95	95	95	95
Mark Evans (161)	7	161	161	161	161	95	53	53	80	80	80
Mike Bailey (72)	8	72	72	89	80	80	80	80	53	20	20
Paul Daley (80)	9	80	89	80	20	20	20	20	53	53	53
David Eltherington (4)	10	4	80	20	89	72	72	18	18	18	18
Ady Wilkinson (2)	11	2	20	72	72	89	18	18	72	72	72
Gareth Robinson (20)	12	20	18	2	18	18	89	89	89	89	89
Ian Robinson (89)	13	89	2	18	16	16	16	84	84	84	84
Jason Taylor (84)	14	84	48	16	48	48	84	84	16	199	199
Craig Jeff (16)	15	16	84	48	199	84	199	199	16	34	34
David Jeff (18)	16	18	16	199	47	199	48	47	34	34	102
Claire Domoney (199)	17	199	199	47	84	47	47	48	47	48	16
Andrew Scanlon (99)	18	99	47	84	102	102	102	34	48	102	47
Allan Brookbanks (48)	19	48	34	34	34	34	34	102	102	47	99
Steve Kain (47)	20	47	102	102	69	69	69	69	99	99	69
Adam Everson (34)	21	34	12	69	194	194	194	99	69	69	194
Neil Gayford (194)	22	194	194	194	12	99	99	194	194	194	4
David Schofield (12)	23	12	69	12	99	12	12	12	4	4	12
Stewart Campbell (102)	24	102	4	4	4	4	4	12	12		
Verity Cave (69)	25	69	99	99							

Chief Timekeeper:

Clerk of Course:

Weather & Track: Cloudy / Wet

Results: www.sportstimingservices.com

Printed: 19/09/2010 17:17:40





Thundersport GB - Rounds 14 and 15

Bridgestone Thundersport 500

Anglesey Circuit 1.550 Miles

Race 16

19/09/2010 17:00

Race started at 17:00:01

Lap	Lap Tm	Diff	Time of Day
(54) Sam Cox			
1	1:28.191	+5.160	17:01:30.230
2	1:24.473	+1.442	17:02:54.703
3	1:23.995	+0.964	17:04:18.698
4	1:23.720	+0.689	17:05:42.418
5	1:23.252	+0.221	17:07:05.670
6	1:23.120	+0.089	17:08:28.790
7	1:23.808	+0.777	17:09:52.598
8	1:23.439	+0.408	17:11:16.037
9	1:23.031		17:12:39.068
10	1:24.038	+1.007	17:14:03.106

Lap	Lap Tm	Diff	Time of Day
(161) Mark Evans			
1	1:28.203	+5.544	17:01:32.839
2	1:24.656	+1.997	17:02:57.495
3	1:24.236	+1.577	17:04:21.731
4	1:24.026	+1.367	17:05:45.757
5	1:23.594	+0.935	17:07:09.351
6	1:22.659		17:08:32.010
7	1:23.297	+0.638	17:09:55.307
8	1:23.337	+0.678	17:11:18.644
9	1:22.878	+0.219	17:12:41.522
10	1:23.663	+1.004	17:14:05.185

Lap	Lap Tm	Diff	Time of Day
(321) Chris Kingham			
1	1:28.209	+5.294	17:01:30.197
2	1:24.208	+1.293	17:02:54.405
3	1:23.946	+1.031	17:04:18.351
4	1:23.733	+0.818	17:05:42.084
5	1:23.295	+0.380	17:07:05.379
6	1:22.915		17:08:28.294
7	1:23.966	+1.051	17:09:52.260
8	1:24.693	+1.778	17:11:16.953
9	1:24.022	+1.107	17:12:40.975
10	1:24.844	+1.929	17:14:05.819

Lap	Lap Tm	Diff	Time of Day
(5) Darryl Harrison			
1	1:30.525	+7.321	17:01:32.535
2	1:23.383	+0.179	17:02:55.918
3	1:23.694	+0.490	17:04:19.612
4	1:24.009	+0.805	17:05:43.621
5	1:23.204		17:07:06.825
6	1:23.319	+0.115	17:08:30.144
7	1:23.679	+0.475	17:09:53.823
8	1:24.021	+0.817	17:11:17.844
9	1:23.520	+0.316	17:12:41.364
10	1:25.667	+2.463	17:14:07.031

Lap	Lap Tm	Diff	Time of Day
(83) Colin McCabe			
1	1:27.465	+4.201	17:01:31.675
2	1:24.747	+1.483	17:02:56.422
3	1:24.358	+1.094	17:04:20.780
4	1:24.498	+1.234	17:05:45.278
5	1:24.436	+1.172	17:07:09.714
6	1:23.264		17:08:32.978
7	1:23.826	+0.562	17:09:56.804
8	1:23.989	+0.725	17:11:20.793
9	1:24.267	+1.003	17:12:45.060
10	1:24.241	+0.977	17:14:09.301

Lap	Lap Tm	Diff	Time of Day
(95) Jordan Watling			
1	1:28.171	+4.300	17:01:32.297
2	1:24.561	+0.690	17:02:56.858
3	1:24.429	+0.558	17:04:21.287
4	1:25.916	+2.045	17:05:47.203
5	1:24.085	+0.214	17:07:11.288
6	1:24.311	+0.440	17:08:35.599
7	1:23.871		17:09:59.470
8	1:26.681	+2.810	17:11:26.151
9	1:25.957	+2.086	17:12:52.108
10	1:25.315	+1.444	17:14:17.423

Lap	Lap Tm	Diff	Time of Day
(80) Paul Daley			
1	1:29.117	+4.917	17:01:34.255
2	1:26.176	+1.976	17:03:00.431
3	1:24.200		17:04:24.631
4	1:24.566	+0.366	17:05:49.197
5	1:25.189	+0.989	17:07:14.386
6	1:25.323	+1.123	17:08:39.709
7	1:25.022	+0.822	17:10:04.731
8	1:24.890	+0.690	17:11:29.621
9	1:25.161	+0.961	17:12:54.782
10	1:25.058	+0.858	17:14:19.840

Lap	Lap Tm	Diff	Time of Day
(20) Gareth Robinson			
1	1:29.239	+4.855	17:01:34.542
2	1:25.891	+1.507	17:03:00.433
3	1:25.857	+1.473	17:04:26.290
4	1:25.219	+0.835	17:05:51.509
5	1:25.149	+0.765	17:07:16.658
6	1:24.384		17:08:41.042
7	1:25.348	+0.964	17:10:06.390
8	1:25.553	+1.169	17:11:31.943
9	1:24.484	+0.100	17:12:56.427
10	1:25.076	+0.692	17:14:21.503

Lap	Lap Tm	Diff	Time of Day
(53) Sam Banda			
1	1:26.650	+2.211	17:01:31.187
2	1:24.439		17:02:55.626
3	1:25.010	+0.571	17:04:20.636
4	1:26.006	+1.567	17:05:46.642
5	1:25.776	+1.337	17:07:12.418
6	1:27.094	+2.655	17:08:39.512
7	1:26.717	+2.278	17:10:06.229
8	1:27.373	+2.934	17:11:33.602
9	1:26.643	+2.204	17:13:00.245
10	1:27.577	+3.138	17:14:27.822

Lap	Lap Tm	Diff	Time of Day
(18) David Jeff			
1	1:29.946	+5.063	17:01:35.688
2	1:26.796	+1.913	17:03:02.484
3	1:25.843	+0.960	17:04:28.327
4	1:26.414	+1.531	17:05:54.741
5	1:25.692	+0.809	17:07:20.433
6	1:25.730	+0.847	17:08:46.163
7	1:24.883		17:10:11.046
8	1:25.843	+0.960	17:11:36.889
9	1:28.074	+3.191	17:13:04.963
10	1:27.220	+2.337	17:14:32.183

Lap	Lap Tm	Diff	Time of Day
(72) Mike Bailey			

Lap	Lap Tm	Diff	Time of Day
1	1:28.986	+3.443	17:01:33.763
2	1:27.485	+1.942	17:03:01.248
3	1:26.795	+1.252	17:04:28.043
4	1:26.473	+0.930	17:05:54.516
5	1:25.543		17:07:20.059
6	1:25.730	+0.187	17:08:45.789
7	1:26.175	+0.632	17:10:11.964
8	1:26.665	+1.122	17:11:38.629
9	1:26.601	+1.058	17:13:05.230
10	1:27.308	+1.765	17:14:32.538

Lap	Lap Tm	Diff	Time of Day
(89) Ian Robinson			
1	1:28.446	+2.437	17:01:33.897
2	1:26.009		17:02:59.906
3	1:26.997	+0.988	17:04:26.903
4	1:27.703	+1.694	17:05:54.606
5	1:27.169	+1.160	17:07:21.775
6	1:26.848	+0.839	17:08:48.623
7	1:26.283	+0.274	17:10:14.906
8	1:27.811	+1.802	17:11:42.717
9	1:27.410	+1.401	17:13:10.127
10	1:28.850	+2.841	17:14:38.977

Lap	Lap Tm	Diff	Time of Day
(84) Jason Taylor			
1	1:30.864	+3.911	17:01:36.386
2	1:30.397	+3.444	17:03:06.783
3	1:28.088	+1.135	17:04:34.871
4	1:28.147	+1.194	17:06:03.018
5	1:26.953		17:07:29.971
6	1:28.681	+1.728	17:08:58.652
7	1:27.814	+0.861	17:10:26.466
8	1:27.734	+0.781	17:11:54.200
9	1:27.763	+0.810	17:13:21.963
10	1:28.021	+1.068	17:14:49.984

Lap	Lap Tm	Diff	Time of Day
(199) Claire Domoney			
1	1:30.855	+3.719	17:01:37.002
2	1:28.106	+0.970	17:03:05.108
3	1:29.393	+2.257	17:04:34.501
4	1:29.009	+1.873	17:06:03.510
5	1:28.657	+1.521	17:07:32.167
6	1:27.136		17:08:59.303
7	1:27.881	+0.745	17:10:27.184
8	1:27.638	+0.502	17:11:54.822
9	1:27.432	+0.296	17:13:22.254
10	1:27.904	+0.768	17:14:50.158

Lap	Lap Tm	Diff	Time of Day
(34) Adam Everson			
1	1:33.366	+6.406	17:01:40.275
2	1:28.277	+1.317	17:03:08.552
3	1:28.833	+1.873	17:04:37.385
4	1:28.049	+1.089	17:06:05.434
5	1:28.986	+2.026	17:07:34.420
6	1:28.108	+1.148	17:09:02.528
7	1:27.616	+0.656	17:10:30.144
8	1:26.960		17:11:57.104
9	1:28.451	+1.491	17:13:25.555
10	1:27.878	+0.918	17:14:53.433

Lap	Lap Tm	Diff	Time of Day
(102) Stewart Campbell			
1	1:33.572	+7.337	17:01:41.363

Chief Timekeeper:

Clerk of Course:

Weather & Track: Cloudy / Wet

Results: www.sportstimingservices.com

Printed: 19/09/2010 17:16:55





Thundersport GB - Rounds 14 and 15

Bridgestone Thundersport 500

Anglesey Circuit 1.550 Miles

Race 16

19/09/2010 17:00

Race started at 17:00:01

Lap	Lap Tm	Diff	Time of Day
2	1:27.636	+1.401	17:03:08.999
3	1:26.235		17:04:35.234
4	1:29.400	+3.165	17:06:04.634
5	1:29.618	+3.383	17:07:34.252
6	1:28.833	+2.598	17:09:03.085
7	1:28.927	+2.692	17:10:32.012
8	1:27.981	+1.746	17:11:59.993
9	1:26.943	+0.708	17:13:26.936
10	1:26.840	+0.605	17:14:53.776

(47) Steve Kain

1	1:31.176	+3.260	17:01:37.888
2	1:27.916		17:03:05.804
3	1:28.840	+0.924	17:04:34.644
4	1:29.483	+1.567	17:06:04.127
5	1:29.643	+1.727	17:07:33.770
6	1:28.014	+0.098	17:09:01.784
7	1:29.765	+1.849	17:10:31.549
8	1:29.674	+1.758	17:12:01.223
9	1:29.523	+1.607	17:13:30.746
10	1:32.151	+4.235	17:15:02.897

(16) Craig Jeff

1	1:30.969	+4.151	17:01:36.641
2	1:26.818		17:03:03.459
3	1:27.804	+0.986	17:04:31.263
4	1:28.526	+1.708	17:05:59.789
5	1:29.835	+3.017	17:07:29.624
6	1:28.571	+1.753	17:08:58.195
7	1:28.872	+2.054	17:10:27.067
8	1:29.515	+2.697	17:11:56.582
9	1:33.742	+6.924	17:13:30.324
10	1:37.348	+10.530	17:15:07.672

(99) Andrew Scanlon

1	1:53.923	+27.168	17:02:00.271
2	1:29.696	+2.941	17:03:29.967
3	1:31.037	+4.282	17:05:01.004
4	1:28.392	+1.637	17:06:29.396
5	1:27.261	+0.506	17:07:56.657
6	1:27.219	+0.464	17:09:23.876
7	1:26.755		17:10:50.631
8	1:27.069	+0.314	17:12:17.700
9	1:28.504	+1.749	17:13:46.204
10	1:27.346	+0.591	17:15:13.550

(69) Verity Cave

1	1:39.796	+10.009	17:01:47.796
2	1:31.500	+1.713	17:03:19.296
3	1:31.828	+2.041	17:04:51.124
4	1:31.313	+1.526	17:06:22.437
5	1:30.902	+1.115	17:07:53.339
6	1:29.787		17:09:23.126
7	1:30.465	+0.678	17:10:53.591
8	1:31.024	+1.237	17:12:24.615
9	1:31.529	+1.742	17:13:56.144
10	1:32.672	+2.885	17:15:28.816

(194) Neil Gayford

1	1:39.410	+8.475	17:01:46.410
2	1:33.331	+2.396	17:03:19.741

Lap	Lap Tm	Diff	Time of Day
3	1:32.800	+1.865	17:04:52.541
4	1:31.051	+0.116	17:06:23.592
5	1:30.935		17:07:54.527
6	1:31.513	+0.578	17:09:26.040
7	1:31.564	+0.629	17:10:57.604
8	1:31.696	+0.761	17:12:29.300
9	1:32.302	+1.367	17:14:01.602
10	1:32.335	+1.400	17:15:33.937

(4) David Eltherington

1	1:42.714	+8.569	17:01:47.871
2	1:37.621	+3.476	17:03:25.492
3	1:38.088	+3.943	17:05:03.580
4	1:36.428	+2.283	17:06:40.008
5	1:35.327	+1.182	17:08:15.335
6	1:34.290	+0.145	17:09:49.625
7	1:35.036	+0.891	17:11:24.661
8	1:34.940	+0.795	17:12:59.601
9	1:34.145		17:14:33.746

(12) David Schofield

1	1:38.860	+4.762	17:01:45.885
2	1:36.966	+2.868	17:03:22.851
3	1:36.817	+2.719	17:04:59.668
4	1:34.993	+0.895	17:06:34.661
5	1:34.842	+0.744	17:08:09.503
6	1:34.098		17:09:43.601
7	1:43.598	+9.500	17:11:27.199
8	1:37.677	+3.579	17:13:04.876
9	1:37.706	+3.608	17:14:42.582

(48) Allan Brookbanks

1	1:29.932	+2.124	17:01:36.366
2	1:28.068	+0.260	17:03:04.434
3	1:29.757	+1.949	17:04:34.191
4	1:28.783	+0.975	17:06:02.974
5	1:30.537	+2.729	17:07:33.511
6	1:28.696	+0.888	17:09:02.207
7	1:29.489	+1.681	17:10:31.696
8	1:27.808		17:11:59.504

(2) Ady Wilkinson

1	1:30.868	+4.550	17:01:36.100
2	1:26.318		17:03:02.418

Chief Timekeeper:

Clerk of Course:

Weather & Track: Cloudy / Wet

Results: www.sportstimingservices.com

Printed: 19/09/2010 17:16:55





Thundersport GB - Rounds 14 and 15

Sorted on Best Lap time

BSN Thundersport GP1

Anglesey Circuit 1.550 Miles

Qualifying

18/09/2010 09:48

Practice started at 9:48:45

Pos	No.	Name	Class	Make	Model	Best Tm	In Lap	Diff	2nd Best	2nd Lap
1	30	Ian Mackman	GP1	Suzuki	1000	1:08.827	11		1:08.898	12
2	71	Philip Crowe	GP1	Suzuki	1000	1:08.890	9	0.063	1:09.344	3
3	18	Gerard Kinghan	GP1	Suzuki	1000	1:09.226	8	0.399	1:09.392	7
4	1	Peter Baker	GP1	Suzuki	1000	1:09.282	5	0.455	1:09.544	4
5	115	Kirk Jamison	GP1	Honda	1000	1:09.824	7	0.997	1:10.444	5
6	157	Angelo DeRosa	GP1	Yamaha	1000	1:10.301	5	1.474	1:10.572	9
7	69	Neil Gregory	GP1	Suzuki	1000	1:10.418	8	1.591	1:10.429	9
8	40	Keith Smith	Supertwin	Aprilia	1000ST	1:12.168	16	3.341	1:12.470	14
9	38	Scot Adam	Supertwin	Ducati	1098ST	1:12.519	9	3.692	1:12.697	8
10	109	Shay Burton	GP1	Suzuki	1000	1:13.344	12	4.517	1:13.848	11
11	11	Glen Shaw	GP1	Yamaha	1000	1:13.584	9	4.757	1:13.593	10
12	47	Les Liney	Supertwin	Ducati	1098ST	1:13.937	11	5.110	1:14.427	6
13	36	Martin Beecham	GP1	Honda	1000	1:14.802	12	5.975	1:15.514	8
14	51	Charlie Flett	Supertwin	Ducati	1098ST	1:22.658	1	13.831	1:22.932	2
15	25	Brian Motherby	GP1	Suzuki	1000	1:23.850	14	15.023	1:23.952	13
16	7	Ross Connolly	GP1	Suzuki	1000		0			0

Chief Timekeeper:

Clerk of Course:

Weather & Track: Bright / Dry

Results: www.sportstimingservices.com

Printed: 18/09/2010 10:10:17





Thundersport GB - Rounds 14 and 15

BSN Thundersport GP1

Anglesey Circuit 1.550 Miles

Race 6 - (Superpole)

18/09/2010

Race



POLE POSITION

4	3	2	1	1
1	18	71	30	2
8	7	6	5	3
40	69	157	115	4
12	11	10	9	
47	11	109	38	
16	15	14	13	
7	25	51	36	

Chief Timekeeper:

Clerk of Course:

Weather & Track:

Results: www.sportstimingservices.com

Printed: 18/09/2010 10:11:00





Thundersport GB - Rounds 14 and 15

Sorted on Laps

BSN Thundersport GP1

Anglesey Circuit 1.550 Miles

Race 6 - (Superpole)

18/09/2010 14:59

Race started at 14:59:23

Pos	No.	Name	Class	Make	Model	Laps	Total Tm	Diff	Best Tm	In Lap	Best Spd
1	115	Kirk Jamison	GP1	Honda	1000	16	20:38.925		1:15.097	14	74.304
2	30	Ian Mackman	GP1	Suzuki	1000	16	20:42.692	3.767	1:16.029	10	73.393
3	157	Angelo DeRosa	GP1	Yamaha	1000	16	20:54.754	15.829	1:17.005	9	72.463
4	71	Philip Crowe	GP1	Suzuki	1000	16	21:07.299	28.374	1:17.221	10	72.260
5	69	Neil Gregory	GP1	Suzuki	1000	16	21:16.755	37.830	1:17.597	12	71.910
6	36	Martin Beecham	GP1	Honda	1000	15	20:39.293	1 Lap	1:19.208	14	70.447
7	11	Glen Shaw	GP1	Yamaha	1000	15	20:40.560	1 Lap	1:21.240	13	68.685
8	109	Shay Burton	GP1	Suzuki	1000	15	20:48.419	1 Lap	1:21.289	11	68.644
9	38	Scot Adam	Supertwin	Ducati	1098ST	15	21:14.864	1 Lap	1:23.096	4	67.151
10	47	Les Liney	Supertwin	Ducati	1098ST	15	21:34.574	1 Lap	1:24.201	9	66.270
11	25	Brian Motherby	GP1	Suzuki	1000	14	21:38.704	2 Laps	1:30.712	11	61.513
12	51	Charlie Flett	Supertwin	Ducati	1098ST	13	20:47.491	3 Laps	1:33.268	2	59.828

Not classified ()

1	Peter Baker	GP1	Suzuki	1000	13	16:50.136	DNF	1:16.144	13	73.282
18	Gerard Kinghan	GP1	Suzuki	1000	7	9:20.094	DNF	1:16.410	5	73.027
40	Keith Smith	Supertwin	Aprilia	1000ST		3.294	DNF		0	-

Announcements

No- 18 - 10 Second penalty added - JUMP START

Margin of Victory	Avg. Speed	Best Lap Tm	Best Spd	Best Lap by
3.767	72.062	1:15.097	74.304	115 - Kirk Jamison

Chief Timekeeper:

Clerk of Course:

Weather & Track: Raining / Wet

Results: www.sportstimeservices.com





Thundersport GB - Rounds 14 and 15

Lapchart

BSN Thundersport GP1

Anglesey Circuit 1.550 Miles

Race 6 - (Superpole)

18/09/2010 14:59

Race started at 14:59:23

Competitors	Laps																
	0	1	2	3	4	5	6	7	8	9	10	11	12	13	14	15	16
Philip Crowe (71)	1	71	1	1	1	18	18	18	18	115	115	115	115	115	115	115	115
Ian Mackman (30)	2	30	18	18	18	1	115	115	115	1	1	1	1	1	1	30	30
Gerard Kinghan (18)	3	18	115	115	115	115	1	1	1	30	30	30	30	30	30	157	157
Kirk Jamison (115)	4	115	30	30	30	30	30	30	157	157	157	157	157	157	71	71	71
Peter Baker (1)	5	1	157	157	157	157	157	157	157	71	71	71	71	71	71	69	69
Angelo DeRosa (157)	6	157	71	71	71	71	71	71	69	69	69	69	69	69	11	36	
Neil Gregory (69)	7	69	69	69	69	69	69	69	11	11	11	11	11	11	36	11	
Keith Smith (40)	8	40	11	11	11	11	11	11	109	109	36	36	36	36	109	109	
Scot Adam (38)	9	38	38	38	38	38	38	38	36	36	109	109	109	109	38	38	
Glen Shaw (11)	10	11	109	109	109	109	109	109	38	38	38	38	38	38	47	47	
Shay Burton (109)	11	109	36	36	36	36	36	36	47	47	47	47	47	47	25		
Martin Beecham (36)	12	36	47	47	47	47	47	47	25	25	25	25	25	25			
Les Liney (47)	13	47	51	51	51	25	25	25	25	51	51	51	51	51			
Brian Motherby (25)	14	25	25	25	25	51	51	51	51								
Charlie Flett (51)	15	51															

Chief Timekeeper:

Clerk of Course:

Weather & Track: Raining / Wet

Results: www.sportstimingservices.com

Printed: 18/09/2010 15:29:49





Thundersport GB - Rounds 14 and 15

BSN Thundersport GP1

Anglesey Circuit 1.550 Miles

Race 6 - (Superpole)

18/09/2010 14:59

Race started at 14:59:23

Lap	Lap Tm	Diff	Time of Day
(115) Kirk Jamison			
1	1:22.781	+7.684	15:00:48.820
2	1:19.104	+4.007	15:02:07.924
3	1:17.752	+2.655	15:03:25.676
4	1:17.794	+2.697	15:04:43.470
5	1:16.787	+1.690	15:06:00.257
6	1:16.554	+1.457	15:07:16.811
7	1:17.202	+2.105	15:08:34.013
8	1:17.371	+2.274	15:09:51.384
9	1:16.331	+1.234	15:11:07.715
10	1:15.670	+0.573	15:12:23.385
11	1:16.799	+1.702	15:13:40.184
12	1:16.239	+1.142	15:14:56.423
13	1:16.881	+1.784	15:16:13.304
14	1:15.097		15:17:28.401
15	1:15.462	+0.365	15:18:43.863
16	1:18.502	+3.405	15:20:02.365

(30) Ian Mackman			
1	1:26.318	+10.289	15:00:49.977
2	1:18.746	+2.717	15:02:08.723
3	1:18.102	+2.073	15:03:26.825
4	1:17.511	+1.482	15:04:44.336
5	1:16.959	+0.930	15:06:01.295
6	1:17.420	+1.391	15:07:18.715
7	1:16.348	+0.319	15:08:35.063
8	1:17.487	+1.458	15:09:52.550
9	1:16.259	+0.230	15:11:08.809
10	1:16.029		15:12:24.838
11	1:16.696	+0.667	15:13:41.534
12	1:16.331	+0.302	15:14:57.865
13	1:16.422	+0.393	15:16:14.287
14	1:16.547	+0.518	15:17:30.834
15	1:17.579	+1.550	15:18:48.413
16	1:17.719	+1.690	15:20:06.132

(157) Angelo DeRosa			
1	1:24.232	+7.227	15:00:50.478
2	1:18.765	+1.760	15:02:09.243
3	1:18.055	+1.050	15:03:27.298
4	1:17.521	+0.516	15:04:44.819
5	1:17.753	+0.748	15:06:02.572
6	1:17.514	+0.509	15:07:20.086
7	1:17.664	+0.659	15:08:37.750
8	1:17.142	+0.137	15:09:54.892
9	1:17.005		15:11:11.897
10	1:17.318	+0.313	15:12:29.215
11	1:17.609	+0.604	15:13:46.824
12	1:17.666	+0.661	15:15:04.490
13	1:17.600	+0.595	15:16:22.090
14	1:19.159	+2.154	15:17:41.249
15	1:18.444	+1.439	15:18:59.693
16	1:18.501	+1.496	15:20:18.194

(71) Philip Crowe			
1	1:27.299	+10.078	15:00:50.739
2	1:19.347	+2.126	15:02:10.086
3	1:19.061	+1.840	15:03:29.147
4	1:18.461	+1.240	15:04:47.608
5	1:18.094	+0.873	15:06:05.702

6	1:17.628	+0.407	15:07:23.330
7	1:18.546	+1.325	15:08:41.876
8	1:18.063	+0.842	15:09:59.939
9	1:18.038	+0.817	15:11:17.977
10	1:17.221		15:12:35.198
11	1:17.560	+0.339	15:13:52.758
12	1:19.482	+2.261	15:15:12.240
13	1:18.625	+1.404	15:16:30.865
14	1:20.369	+3.148	15:17:51.234
15	1:19.715	+2.494	15:19:10.949
16	1:19.790	+2.569	15:20:30.739

(69) Neil Gregory			
1	1:25.012	+7.415	15:00:51.531
2	1:20.078	+2.481	15:02:11.609
3	1:19.464	+1.867	15:03:31.073
4	1:18.951	+1.354	15:04:50.024
5	1:19.821	+2.224	15:06:09.845
6	1:19.422	+1.825	15:07:29.267
7	1:20.416	+2.819	15:08:49.683
8	1:19.221	+1.624	15:10:08.904
9	1:18.743	+1.146	15:11:27.647
10	1:19.198	+1.601	15:12:46.845
11	1:18.243	+0.646	15:14:05.088
12	1:17.597		15:15:22.685
13	1:18.812	+1.215	15:16:41.497
14	1:19.268	+1.671	15:18:00.765
15	1:19.482	+1.885	15:19:20.247
16	1:19.948	+2.351	15:20:40.195

(36) Martin Beecham			
1	1:27.884	+8.676	15:00:55.276
2	1:25.103	+5.895	15:02:20.379
3	1:24.383	+5.175	15:03:44.762
4	1:23.716	+4.508	15:05:08.478
5	1:22.488	+3.280	15:06:30.966
6	1:22.226	+3.018	15:07:53.192
7	1:23.021	+3.813	15:09:16.213
8	1:21.849	+2.641	15:10:38.062
9	1:21.772	+2.564	15:11:59.834
10	1:21.596	+2.388	15:13:21.430
11	1:20.264	+1.056	15:14:41.694
12	1:20.582	+1.374	15:16:02.276
13	1:19.707	+0.499	15:17:21.983
14	1:19.208		15:18:41.191
15	1:21.542	+2.334	15:20:02.733

(11) Glen Shaw			
1	1:27.268	+6.028	15:00:54.182
2	1:23.275	+2.035	15:02:17.457
3	1:22.748	+1.508	15:03:40.205
4	1:21.577	+0.337	15:05:01.782
5	1:21.607	+0.367	15:06:23.389
6	1:21.931	+0.691	15:07:45.320
7	1:21.612	+0.372	15:09:06.932
8	1:21.812	+0.572	15:10:28.744
9	1:21.904	+0.664	15:11:50.648
10	1:21.653	+0.413	15:13:12.301
11	1:21.526	+0.286	15:14:33.827
12	1:21.530	+0.290	15:15:55.357
13	1:21.240		15:17:16.597

14	1:23.226	+1.986	15:18:39.823
15	1:24.177	+2.937	15:20:04.000
(109) Shay Burton			
1	1:27.615	+6.326	15:00:54.978
2	1:24.867	+3.578	15:02:19.845
3	1:23.497	+2.208	15:03:43.342
4	1:23.334	+2.045	15:05:06.676
5	1:22.846	+1.557	15:06:29.522
6	1:23.400	+2.111	15:07:52.922
7	1:23.147	+1.858	15:09:16.069
8	1:21.532	+0.243	15:10:37.601
9	1:22.083	+0.794	15:11:59.684
10	1:23.097	+1.808	15:13:22.781
11	1:21.289		15:14:44.070
12	1:22.279	+0.990	15:16:06.349
13	1:21.556	+0.267	15:17:27.905
14	1:21.603	+0.314	15:18:49.508
15	1:22.351	+1.062	15:20:11.859

(38) Scot Adam			
1	1:27.764	+4.668	15:00:54.616
2	1:24.207	+1.111	15:02:18.823
3	1:23.764	+0.668	15:03:42.587
4	1:23.096		15:05:05.683
5	1:23.195	+0.099	15:06:28.878
6	1:23.582	+0.486	15:07:52.460
7	1:23.219	+0.123	15:09:15.679
8	1:24.441	+1.345	15:10:40.120
9	1:23.488	+0.392	15:12:03.608
10	1:24.083	+0.987	15:13:27.691
11	1:24.189	+1.093	15:14:51.880
12	1:25.978	+2.882	15:16:17.858
13	1:26.747	+3.651	15:17:44.605
14	1:27.639	+4.543	15:19:12.244
15	1:26.060	+2.964	15:20:38.304

(47) Les Liney			
1	1:30.102	+5.901	15:00:57.514
2	1:26.674	+2.473	15:02:24.188
3	1:26.669	+2.468	15:03:50.857
4	1:26.952	+2.751	15:05:17.809
5	1:25.557	+1.356	15:06:43.366
6	1:24.842	+0.641	15:08:08.208
7	1:24.496	+0.295	15:09:32.704
8	1:26.251	+2.050	15:10:58.955
9	1:24.201		15:12:23.156
10	1:24.600	+0.399	15:13:47.756
11	1:25.878	+1.677	15:15:13.634
12	1:24.207	+0.006	15:16:37.841
13	1:26.876	+2.675	15:18:04.717
14	1:25.687	+1.486	15:19:30.404
15	1:27.610	+3.409	15:20:58.014

(25) Brian Motherby			
1	1:38.269	+7.557	15:01:06.261
2	1:32.681	+1.969	15:02:38.942
3	1:33.320	+2.608	15:04:12.262
4	1:32.541	+1.829	15:05:44.803
5	1:32.298	+1.586	15:07:17.101
6	1:32.840	+2.128	15:08:49.941

Chief Timekeeper:

Clerk of Course:

Weather & Track: Raining / Wet

Results: www.sportstimingservices.com

Printed: 18/09/2010 15:29:15





Thundersport GB - Rounds 14 and 15

BSN Thundersport GP1

Anglesey Circuit 1.550 Miles

Race 6 - (Superpole)

18/09/2010 14:59

Race started at 14:59:23

Lap	Lap Tm	Diff	Time of Day
7	1:31.951	+1.239	15:10:21.892
8	1:32.424	+1.712	15:11:54.316
9	1:31.970	+1.258	15:13:26.286
10	1:31.299	+0.587	15:14:57.585
11	1:30.712		15:16:28.297
12	1:30.997	+0.285	15:17:59.294
13	1:31.065	+0.353	15:19:30.359
14	1:31.785	+1.073	15:21:02.144

(51) Charlie Flett

1	1:35.693	+2.425	15:01:03.724
2	1:33.268		15:02:36.992
3	1:34.387	+1.119	15:04:11.379
4	1:34.267	+0.999	15:05:45.646
5	1:35.864	+2.596	15:07:21.510
6	1:35.766	+2.498	15:08:57.276
7	1:35.514	+2.246	15:10:32.790
8	1:36.352	+3.084	15:12:09.142
9	1:36.982	+3.714	15:13:46.124
10	1:35.546	+2.278	15:15:21.670
11	1:35.047	+1.779	15:16:56.717
12	1:36.212	+2.944	15:18:32.929
13	1:38.002	+4.734	15:20:10.931

(1) Peter Baker

1	1:21.333	+5.189	15:00:47.403
2	1:19.016	+2.872	15:02:06.419
3	1:18.552	+2.408	15:03:24.971
4	1:18.270	+2.126	15:04:43.241
5	1:17.795	+1.651	15:06:01.036
6	1:16.972	+0.828	15:07:18.008
7	1:16.701	+0.557	15:08:34.709
8	1:17.171	+1.027	15:09:51.880
9	1:16.230	+0.086	15:11:08.110
10	1:16.226	+0.082	15:12:24.336
11	1:16.481	+0.337	15:13:40.817
12	1:16.615	+0.471	15:14:57.432
13	1:16.144		15:16:13.576

(18) Gerard Kinghan

1	1:24.630	+8.220	15:00:48.484
2	1:18.904	+2.494	15:02:07.388
3	1:17.844	+1.434	15:03:25.232
4	1:17.507	+1.097	15:04:42.739
5	1:16.410		15:05:59.149
6	1:17.534	+1.124	15:07:16.683
7	1:16.851	+0.441	15:08:33.534

Lap	Lap Tm	Diff	Time of Day
-----	--------	------	-------------

Lap	Lap Tm	Diff	Time of Day
-----	--------	------	-------------

Chief Timekeeper:

Clerk of Course:

Weather & Track: Raining / Wet

Results: www.sportstimingservices.com

Printed: 18/09/2010 15:29:15





Thundersport GB - Rounds 14 and 15

BSN Thundersport GP1

Anglesey Circuit 1.550 Miles

Starting Grid - Sunday

19/09/2010

Race



POLE POSITION

4	3	2	1	1
71	157	30	115	2
8	7	6	5	3
40	69	1	18	4
12	11	10	9	
47	11	109	38	
16	15	14	13	
7	25	51	36	

Chief Timekeeper:

Clerk of Course:

Weather & Track:

Results: www.sportstimingservices.com

Printed: 18/09/2010 15:22:46





Thundersport GB - Rounds 14 and 15

Sorted on Laps

BSN Thundersport GP1

Anglesey Circuit 1.550 Miles

Race 4

19/09/2010 11:33

Race started at 11:33:13

Pos	No.	Name	Class	Make	Model	Laps	Total Tm	Diff	Best Tm	In Lap	Best Spd
1	157	Angelo DeRosa	GP1	Yamaha	1000	12	15:31.821		1:15.833	12	73.583
2	115	Kirk Jamison	GP1	Honda	1000	12	15:33.413	1.592	1:16.044	12	73.379
3	30	Ian Mackman	GP1	Suzuki	1000	12	15:45.381	13.560	1:17.515	10	71.986
4	1	Peter Baker	GP1	Suzuki	1000	12	15:52.176	20.355	1:18.402	9	71.172
5	19	Gary Jeffers	GP1	Yamaha	600	12	15:57.232	25.411	1:17.611	11	71.897
6	69	Neil Gregory	GP1	Suzuki	1000	12	16:06.084	34.263	1:18.552	11	71.036
7	36	Martin Beecham	GP1	Honda	1000	12	16:07.713	35.892	1:18.123	10	71.426
8	40	Keith Smith	Supertwin	Aprilia	1000ST	12	16:17.404	45.583	1:19.986	5	69.762
9	71	Philip Crowe	GP1	Suzuki	1000	12	16:32.075	1:00.254	1:21.233	6	68.691
10	11	Glen Shaw	GP1	Yamaha	1000	12	16:46.125	1:14.304	1:20.778	12	69.078
11	109	Shay Burton	GP1	Suzuki	1000	12	16:46.584	1:14.763	1:20.816	12	69.046
12	38	Scot Adam	Supertwin	Ducati	1098ST	12	16:51.897	1:20.076	1:21.514	12	68.454
13	47	Les Liney	Supertwin	Ducati	1098ST	12	16:52.047	1:20.226	1:21.104	12	68.801
14	25	Brian Motherby	GP1	Suzuki	1000	11	17:04.556	1 Lap	1:30.777	7	61.469
15	51	Charlie Flett	Supertwin	Ducati	1098ST	10	16:12.537	2 Laps	1:33.816	2	59.478

Not classified ()

18	Gerard Kinghan	GP1	Suzuki	1000	6	8:10.853	DNF	1:19.169	5	70.482
----	----------------	-----	--------	------	---	----------	-----	----------	---	--------

Margin of Victory	Avg. Speed	Best Lap Tm	Best Spd	Best Lap by
1.592	71.859	1:15.833	73.583	157 - Angelo DeRosa

Chief Timekeeper:

Clerk of Course:

Weather & Track: Raining / Wet

Results: www.sportstimeservices.com





Thundersport GB - Rounds 14 and 15

Lapchart

BSN Thundersport GP1

Anglesey Circuit 1.550 Miles

Race 4

19/09/2010 11:33

Race started at 11:33:13

Competitors	Laps													
	0	1	2	3	4	5	6	7	8	9	10	11	12	
Kirk Jamison (115)	1	115	115	115	157	157	157	157	157	157	157	157	157	157
Angelo DeRosa (157)	2	157	157	157	115	115	115	115	115	115	115	115	115	115
Ian Mackman (30)	3	30	30	30	30	30	30	30	30	30	30	30	30	30
Philip Crowe (71)	4	71	1	1	1	1	1	1	1	1	1	1	1	1
Gerard Kinghan (18)	5	18	18	18	18	18	18	19	19	19	19	19	19	19
Peter Baker (1)	6	1	69	69	69	69	19	69	69	69	69	69	69	69
Neil Gregory (69)	7	69	71	40	19	19	69	18	40	36	36	36	36	36
Keith Smith (40)	8	40	40	19	40	40	40	40	36	40	40	40	40	40
Scot Adam (38)	9	38	19	36	36	36	36	36	71	71	71	71	71	71
Glen Shaw (11)	10	11	36	71	71	71	71	71	11	11	11	11	11	11
Les Liney (47)	11	47	11	11	11	11	11	11	109	109	109	109	109	109
Martin Beecham (36)	12	36	109	109	109	109	109	109	38	47	38	47	38	38
Gary Jeffers (19)	13	19	38	47	47	47	47	38	47	38	47	38	47	47
Shay Burton (109)	14	109	47	38	38	38	38	47	25	25	25	25	25	25
Charlie Flett (51)	15	51	51	51	51	25	25	25	51	51	51	51	51	51
Brian Motherby (25)	16	25	25	25	25	51	51	51	51	51	51	51	51	51

Chief Timekeeper:

Clerk of Course:

Weather & Track: Raining / Wet

Results: www.sportstimingservices.com

Printed: 19/09/2010 11:51:27





Thundersport GB - Rounds 14 and 15

BSN Thundersport GP1

Anglesey Circuit 1.550 Miles

Race 4

19/09/2010 11:33

Race started at 11:33:13

Lap	Lap Tm	Diff	Time of Day
(157) Angelo DeRosa			
1	1:24.250	+8.417	11:34:38.157
2	1:18.484	+2.651	11:35:56.641
3	1:17.581	+1.748	11:37:14.222
4	1:17.872	+2.039	11:38:32.094
5	1:17.799	+1.966	11:39:49.893
6	1:17.607	+1.774	11:41:07.500
7	1:16.656	+0.823	11:42:24.156
8	1:16.541	+0.708	11:43:40.697
9	1:16.377	+0.544	11:44:57.074
10	1:16.694	+0.861	11:46:13.768
11	1:16.079	+0.246	11:47:29.847
12	1:15.833		11:48:45.680

(115) Kirk Jamison			
1	1:23.551	+7.507	11:34:37.410
2	1:18.568	+2.524	11:35:55.978
3	1:19.159	+3.115	11:37:15.137
4	1:18.134	+2.090	11:38:33.271
5	1:17.570	+1.526	11:39:50.841
6	1:17.620	+1.576	11:41:08.461
7	1:16.952	+0.908	11:42:25.413
8	1:16.802	+0.758	11:43:42.215
9	1:16.233	+0.189	11:44:58.448
10	1:16.333	+0.289	11:46:14.781
11	1:16.447	+0.403	11:47:31.228
12	1:16.044		11:48:47.272

(30) Ian Mackman			
1	1:24.814	+7.299	11:34:38.729
2	1:18.946	+1.431	11:35:57.675
3	1:18.559	+1.044	11:37:16.234
4	1:18.498	+0.983	11:38:34.732
5	1:17.963	+0.448	11:39:52.695
6	1:18.563	+1.048	11:41:11.258
7	1:18.504	+0.989	11:42:29.762
8	1:17.901	+0.386	11:43:47.663
9	1:17.757	+0.242	11:45:05.420
10	1:17.515		11:46:22.935
11	1:18.103	+0.588	11:47:41.038
12	1:18.202	+0.687	11:48:59.240

(1) Peter Baker			
1	1:22.766	+4.364	11:34:39.038
2	1:18.951	+0.549	11:35:57.989
3	1:18.645	+0.243	11:37:16.634
4	1:18.492	+0.090	11:38:35.126
5	1:18.597	+0.195	11:39:53.723
6	1:19.091	+0.689	11:41:12.814
7	1:19.988	+1.586	11:42:32.802
8	1:18.597	+0.195	11:43:51.399
9	1:18.402		11:45:09.801
10	1:18.409	+0.007	11:46:28.210
11	1:18.872	+0.470	11:47:47.082
12	1:18.953	+0.551	11:49:06.035

(19) Gary Jeffers			
1	1:25.630	+8.019	11:34:42.792
2	1:20.748	+3.137	11:36:03.540
3	1:20.671	+3.060	11:37:24.211

4	1:19.845	+2.234	11:38:44.056
5	1:18.926	+1.315	11:40:02.982
6	1:17.920	+0.309	11:41:20.902
7	1:18.670	+1.059	11:42:39.572
8	1:18.200	+0.589	11:43:57.772
9	1:18.048	+0.437	11:45:15.820
10	1:17.708	+0.097	11:46:33.528
11	1:17.611		11:47:51.139
12	1:19.952	+2.341	11:49:11.091

(69) Neil Gregory			
1	1:25.719	+7.167	11:34:42.224
2	1:20.605	+2.053	11:36:02.829
3	1:21.142	+2.590	11:37:23.971
4	1:19.774	+1.222	11:38:43.745
5	1:19.462	+0.910	11:40:03.207
6	1:19.300	+0.748	11:41:22.507
7	1:19.856	+1.304	11:42:42.363
8	1:19.733	+1.181	11:44:02.096
9	1:19.471	+0.919	11:45:21.567
10	1:19.316	+0.764	11:46:40.883
11	1:18.552		11:47:59.435
12	1:20.508	+1.956	11:49:19.943

(36) Martin Beecham			
1	1:26.002	+7.879	11:34:43.122
2	1:22.508	+4.385	11:36:05.630
3	1:20.827	+2.704	11:37:26.457
4	1:21.155	+3.032	11:38:47.612
5	1:19.559	+1.436	11:40:07.171
6	1:19.082	+0.959	11:41:26.253
7	1:20.861	+2.738	11:42:47.114
8	1:19.817	+1.694	11:44:06.931
9	1:18.736	+0.613	11:45:25.667
10	1:18.123		11:46:43.790
11	1:18.832	+0.709	11:48:02.622
12	1:18.950	+0.827	11:49:21.572

(40) Keith Smith			
1	1:26.058	+6.072	11:34:42.653
2	1:20.636	+0.650	11:36:03.289
3	1:21.428	+1.442	11:37:24.717
4	1:20.716	+0.730	11:38:45.433
5	1:19.986		11:40:05.419
6	1:20.189	+0.203	11:41:25.608
7	1:21.294	+1.308	11:42:46.902
8	1:21.137	+1.151	11:44:08.039
9	1:20.503	+0.517	11:45:28.542
10	1:20.934	+0.948	11:46:49.476
11	1:20.692	+0.706	11:48:10.168
12	1:21.095	+1.109	11:49:31.263

(71) Philip Crowe			
1	1:26.501	+5.268	11:34:42.547
2	1:23.705	+2.472	11:36:06.252
3	1:23.630	+2.397	11:37:29.882
4	1:22.631	+1.398	11:38:52.513
5	1:21.496	+0.263	11:40:14.009
6	1:21.233		11:41:35.242
7	1:21.259	+0.026	11:42:56.501
8	1:22.344	+1.111	11:44:18.845

9	1:21.288	+0.055	11:45:40.133
10	1:22.423	+1.190	11:47:02.556
11	1:21.333	+0.100	11:48:23.889
12	1:22.045	+0.812	11:49:45.934

(11) Glen Shaw			
1	1:27.779	+7.001	11:34:44.663
2	1:23.754	+2.976	11:36:08.417
3	1:23.939	+3.161	11:37:32.356
4	1:23.942	+3.164	11:38:56.298
5	1:21.901	+1.123	11:40:18.199
6	1:23.449	+2.671	11:41:41.648
7	1:22.753	+1.975	11:43:04.401
8	1:24.020	+3.242	11:44:28.421
9	1:24.012	+3.234	11:45:52.433
10	1:23.212	+2.434	11:47:15.645
11	1:23.561	+2.783	11:48:39.206
12	1:20.778		11:49:59.984

(109) Shay Burton			
1	1:29.106	+8.290	11:34:46.326
2	1:23.404	+2.588	11:36:09.730
3	1:23.083	+2.267	11:37:32.813
4	1:23.968	+3.152	11:38:56.781
5	1:22.141	+1.325	11:40:18.922
6	1:23.091	+2.275	11:41:42.013
7	1:22.670	+1.854	11:43:04.683
8	1:23.944	+3.128	11:44:28.627
9	1:24.297	+3.481	11:45:52.924
10	1:23.064	+2.248	11:47:15.988
11	1:23.639	+2.823	11:48:39.627
12	1:20.816		11:50:00.443

(38) Scot Adam			
1	1:29.882	+8.368	11:34:46.630
2	1:25.901	+4.387	11:36:12.531
3	1:24.910	+3.396	11:37:37.441
4	1:23.517	+2.003	11:39:00.958
5	1:23.563	+2.049	11:40:24.521
6	1:23.010	+1.496	11:41:47.531
7	1:22.755	+1.241	11:43:10.286
8	1:24.812	+3.298	11:44:35.098
9	1:22.974	+1.460	11:45:58.072
10	1:23.040	+1.526	11:47:21.112
11	1:23.130	+1.616	11:48:44.242
12	1:21.514		11:50:05.756

(47) Les Liney			
1	1:29.955	+8.851	11:34:46.940
2	1:24.761	+3.657	11:36:11.701
3	1:25.017	+3.913	11:37:36.718
4	1:23.655	+2.551	11:39:00.373
5	1:23.741	+2.637	11:40:24.114
6	1:23.596	+2.492	11:41:47.710
7	1:22.994	+1.890	11:43:10.704
8	1:23.849	+2.745	11:44:34.553
9	1:23.667	+2.563	11:45:58.220
10	1:22.243	+1.139	11:47:20.463
11	1:24.339	+3.235	11:48:44.802
12	1:21.104		11:50:05.906

Chief Timekeeper:

Clerk of Course:

Weather & Track: Raining / Wet

Results: www.sportstimingservices.com

Printed: 19/09/2010 11:51:09





Thundersport GB - Rounds 14 and 15

BSN Thundersport GP1

Anglesey Circuit 1.550 Miles

Race 4

19/09/2010 11:33

Race started at 11:33:13

Lap	Lap Tm	Diff	Time of Day
(25) Brian Motherby			
1	1:36.286	+5.509	11:34:54.213
2	1:33.104	+2.327	11:36:27.317
3	1:34.030	+3.253	11:38:01.347
4	1:32.054	+1.277	11:39:33.401
5	1:31.632	+0.855	11:41:05.033
6	1:31.859	+1.082	11:42:36.892
7	1:30.777		11:44:07.669
8	1:31.861	+1.084	11:45:39.530
9	1:32.239	+1.462	11:47:11.769
10	1:32.936	+2.159	11:48:44.705
11	1:33.710	+2.933	11:50:18.415

(51) Charlie Flett			
1	1:34.542	+0.726	11:34:52.316
2	1:33.816		11:36:26.132
3	1:34.424	+0.608	11:38:00.556
4	1:35.245	+1.429	11:39:35.801
5	1:36.964	+3.148	11:41:12.765
6	1:38.154	+4.338	11:42:50.919
7	1:38.851	+5.035	11:44:29.770
8	1:38.620	+4.804	11:46:08.390
9	1:38.725	+4.909	11:47:47.115
10	1:39.281	+5.465	11:49:26.396

(18) Gerard Kinghan			
1	1:25.159	+5.990	11:34:41.336
2	1:21.150	+1.981	11:36:02.486
3	1:21.058	+1.889	11:37:23.544
4	1:19.978	+0.809	11:38:43.522
5	1:19.169		11:40:02.691
6	1:22.021	+2.852	11:41:24.712

Lap	Lap Tm	Diff	Time of Day
-----	--------	------	-------------

Lap	Lap Tm	Diff	Time of Day
-----	--------	------	-------------

Chief Timekeeper:

Clerk of Course:

Weather & Track: Raining / Wet

Results: www.sportstimingservices.com

Printed: 19/09/2010 11:51:09





Thundersport GB - Rounds 14 and 15

Sorted on Laps

BSN Thundersport GP1

Anglesey Circuit 1.550 Miles

Race 12

19/09/2010 15:22

Race started at 15:22:59

Pos	No.	Name	Class	Make	Model	Laps	Total Tm	Diff	Best Tm	In Lap	Best Spd
1	30	Ian Mackman	GP1	Suzuki	1000	12	15:21.995		1:16.130	2	73.296
2	18	Gerard Kinghan	GP1	Suzuki	1000	12	15:29.289	7.294	1:16.217	2	73.212
3	157	Angelo DeRosa	GP1	Yamaha	1000	12	15:34.475	12.480	1:15.879	3	73.538
4	1	Peter Baker	GP1	Suzuki	1000	12	15:38.451	16.456	1:16.813	4	72.644
5	40	Keith Smith	Supertwin	Aprilia	1000ST	12	15:43.281	21.286	1:17.159	4	72.318
6	19	Gary Jeffers	GP1	Yamaha	600	12	15:58.030	36.035	1:18.485	10	71.096
7	109	Shay Burton	GP1	Suzuki	1000	12	16:19.299	57.304	1:19.954	9	69.790
8	38	Scot Adam	Supertwin	Ducati	1098ST	12	16:24.320	1:02.325	1:20.536	9	69.286
9	47	Les Liney	Supertwin	Ducati	1098ST	12	16:24.739	1:02.744	1:19.911	12	69.828
10	25	Brian Motherby	GP1	Suzuki	1000	11	16:18.946	1 Lap	1:26.784	2	64.298
11	51	Charlie Flett	Supertwin	Ducati	1098ST	11	16:43.777	1 Lap	1:27.267	2	63.942

Not classified ()

69	Neil Gregory	GP1	Suzuki	1000	11	14:19.782	DNF	1:17.272	3	72.212
36	Martin Beecham	GP1	Honda	1000	10	13:07.308	DNF	1:17.622	7	71.887
71	Philip Crowe	GP1	Suzuki	1000	4	5:13.186	DNF	1:16.536	3	72.907

Margin of Victory	Avg. Speed	Best Lap Tm	Best Spd	Best Lap by
7.294	72.625	1:15.879	73.538	157 - Angelo DeRosa

Chief Timekeeper:

Clerk of Course:

Weather & Track: Cloudy / Wet

Results: www.sportstiming.com





Thundersport GB - Rounds 14 and 15

Lapchart

BSN Thundersport GP1

Anglesey Circuit 1.550 Miles

Race 12

19/09/2010 15:22

Race started at 15:22:59

Competitors

Laps

	0	1	2	3	4	5	6	7	8	9	10	11	12
Ian Mackman (30)	1	30	30	30	30	30	30	30	30	30	30	30	30
Angelo DeRosa (157)	2	157	18	18	18	18	18	18	18	18	18	18	18
Philip Crowe (71)	3	71	1	1	157	157	157	157	157	157	157	157	157
Gerard Kinghan (18)	4	18	157	157	1	1	1	1	1	1	1	69	1
Peter Baker (1)	5	1	71	71	71	71	69	69	69	69	69	1	40
Neil Gregory (69)	6	69	69	69	69	69	40	40	40	40	40	40	19
Scot Adam (38)	7	38	36	36	40	40	36	36	36	36	36	19	109
Keith Smith (40)	8	40	40	40	36	36	19	19	19	19	19	19	109
Les Liney (47)	9	47	19	19	19	19	109	109	109	109	109	38	47
Martin Beecham (36)	10	36	38	109	109	109	47	47	38	38	38	38	47
Shay Burton (109)	11	109	109	38	47	47	38	38	47	47	47	47	25
Gary Jeffers (19)	12	19	47	47	38	38	25	25	25	25	25	25	51
Charlie Flett (51)	13	51	51	51	51	25	51	51	51	51	51	51	
Brian Motherby (25)	14	25	25	25	25	51							

Chief Timekeeper:

Clerk of Course:

Weather & Track: Cloudy / Wet

Results: www.sportstimingservices.com

Printed: 19/09/2010 15:41:25





Thundersport GB - Rounds 14 and 15

BSN Thundersport GP1

Anglesey Circuit 1.550 Miles

Race 12

19/09/2010 15:22

Race started at 15:22:59

Lap	Lap Tm	Diff	Time of Day
(30) Ian Mackman			
1	1:19.954	+3.824	15:24:19.343
2	1:16.130		15:25:35.473
3	1:16.393	+0.263	15:26:51.866
4	1:16.492	+0.362	15:28:08.358
5	1:16.840	+0.710	15:29:25.198
6	1:16.583	+0.453	15:30:41.781
7	1:16.805	+0.675	15:31:58.586
8	1:16.538	+0.408	15:33:15.124
9	1:16.369	+0.239	15:34:31.493
10	1:16.497	+0.367	15:35:47.990
11	1:16.411	+0.281	15:37:04.401
12	1:16.983	+0.853	15:38:21.384
(18) Gerard Kinghan			
1	1:19.426	+3.209	15:24:19.853
2	1:16.217		15:25:36.070
3	1:16.349	+0.132	15:26:52.419
4	1:16.656	+0.439	15:28:09.075
5	1:16.415	+0.198	15:29:25.490
6	1:16.812	+0.595	15:30:42.302
7	1:16.737	+0.520	15:31:59.039
8	1:18.088	+1.871	15:33:17.127
9	1:18.104	+1.887	15:34:35.231
10	1:17.198	+0.981	15:35:52.429
11	1:17.121	+0.904	15:37:09.550
12	1:19.128	+2.911	15:38:28.678
(157) Angelo DeRosa			
1	1:21.872	+5.993	15:24:21.267
2	1:17.149	+1.270	15:25:38.416
3	1:15.879		15:26:54.295
4	1:16.029	+0.150	15:28:10.324
5	1:16.781	+0.902	15:29:27.105
6	1:16.759	+0.880	15:30:43.864
7	1:16.772	+0.893	15:32:00.636
8	1:17.350	+1.471	15:33:17.986
9	1:18.835	+2.956	15:34:36.821
10	1:18.955	+3.076	15:35:55.776
11	1:19.021	+3.142	15:37:14.797
12	1:19.067	+3.188	15:38:33.864
(1) Peter Baker			
1	1:19.832	+3.019	15:24:20.482
2	1:16.876	+0.063	15:25:37.358
3	1:17.525	+0.712	15:26:54.883
4	1:16.813		15:28:11.696
5	1:17.706	+0.893	15:29:29.402
6	1:18.834	+2.021	15:30:48.236
7	1:18.321	+1.508	15:32:06.557
8	1:18.385	+1.572	15:33:24.942
9	1:17.978	+1.165	15:34:42.920
10	1:18.086	+1.273	15:36:01.006
11	1:18.610	+1.797	15:37:19.616
12	1:18.224	+1.411	15:38:37.840
(40) Keith Smith			
1	1:21.449	+4.290	15:24:22.488
2	1:18.024	+0.865	15:25:40.512
3	1:17.415	+0.256	15:26:57.927

Lap	Lap Tm	Diff	Time of Day
4	1:17.159		15:28:15.086
5	1:17.970	+0.811	15:29:33.056
6	1:17.996	+0.837	15:30:51.052
7	1:17.943	+0.784	15:32:08.995
8	1:17.445	+0.286	15:33:26.440
9	1:20.427	+3.268	15:34:46.867
10	1:19.368	+2.209	15:36:06.235
11	1:18.213	+1.054	15:37:24.448
12	1:18.222	+1.063	15:38:42.670
(19) Gary Jeffers			
1	1:22.423	+3.938	15:24:24.155
2	1:19.660	+1.175	15:25:43.815
3	1:19.059	+0.574	15:27:02.874
4	1:19.084	+0.599	15:28:21.958
5	1:19.771	+1.286	15:29:41.729
6	1:19.283	+0.798	15:31:01.012
7	1:19.823	+1.338	15:32:20.835
8	1:20.044	+1.559	15:33:40.879
9	1:19.263	+0.778	15:35:00.142
10	1:18.485		15:36:18.627
11	1:19.153	+0.668	15:37:37.780
12	1:19.639	+1.154	15:38:57.419
(109) Shay Burton			
1	1:24.776	+4.822	15:24:26.295
2	1:21.069	+1.115	15:25:47.364
3	1:21.023	+1.069	15:27:08.387
4	1:20.750	+0.796	15:28:29.137
5	1:20.978	+1.024	15:29:50.115
6	1:21.176	+1.222	15:31:11.291
7	1:20.501	+0.547	15:32:31.792
8	1:20.282	+0.328	15:33:52.074
9	1:19.954		15:35:12.028
10	1:21.760	+1.806	15:36:33.788
11	1:20.702	+0.748	15:37:54.490
12	1:24.198	+4.244	15:39:18.688
(38) Scot Adam			
1	1:24.915	+4.379	15:24:25.861
2	1:22.680	+2.144	15:25:48.541
3	1:23.106	+2.570	15:27:11.647
4	1:21.788	+1.252	15:28:33.435
5	1:22.214	+1.678	15:29:55.649
6	1:20.811	+0.275	15:31:16.460
7	1:21.265	+0.729	15:32:37.725
8	1:20.592	+0.056	15:33:58.317
9	1:20.536		15:35:18.853
10	1:22.051	+1.515	15:36:40.904
11	1:21.607	+1.071	15:38:02.511
12	1:21.198	+0.662	15:39:23.709
(47) Les Liney			
1	1:25.740	+5.829	15:24:27.104
2	1:21.594	+1.683	15:25:48.698
3	1:20.998	+1.087	15:27:09.696
4	1:21.190	+1.279	15:28:30.886
5	1:21.978	+2.067	15:29:52.864
6	1:22.444	+2.533	15:31:15.308
7	1:22.688	+2.777	15:32:37.996
8	1:20.745	+0.834	15:33:58.741

Lap	Lap Tm	Diff	Time of Day
9	1:20.329	+0.418	15:35:19.070
10	1:22.119	+2.208	15:36:41.189
11	1:23.028	+3.117	15:38:04.217
12	1:19.911		15:39:24.128
(25) Brian Motherby			
1	1:30.574	+3.790	15:24:32.798
2	1:26.784		15:25:59.582
3	1:27.596	+0.812	15:27:27.178
4	1:27.702	+0.918	15:28:54.880
5	1:26.942	+0.158	15:30:21.822
6	1:27.879	+1.095	15:31:49.701
7	1:27.405	+0.621	15:33:17.106
8	1:29.646	+2.862	15:34:46.752
9	1:30.535	+3.751	15:36:17.287
10	1:29.256	+2.472	15:37:46.543
11	1:31.792	+5.008	15:39:18.335
(51) Charlie Flett			
1	1:29.368	+2.101	15:24:31.105
2	1:27.267		15:25:58.372
3	1:28.240	+0.973	15:27:26.612
4	1:29.861	+2.594	15:28:56.473
5	1:31.032	+3.765	15:30:27.505
6	1:31.126	+3.859	15:31:58.631
7	1:32.170	+4.903	15:33:30.801
8	1:32.168	+4.901	15:35:02.969
9	1:32.727	+5.460	15:36:35.696
10	1:32.225	+4.958	15:38:07.921
11	1:35.245	+7.978	15:39:43.166
(69) Neil Gregory			
1	1:20.995	+3.723	15:24:21.941
2	1:17.723	+0.451	15:25:39.664
3	1:17.272		15:26:56.936
4	1:17.538	+0.266	15:28:14.474
5	1:17.973	+0.701	15:29:32.447
6	1:18.179	+0.907	15:30:50.626
7	1:17.888	+0.616	15:32:08.514
8	1:17.480	+0.208	15:33:25.994
9	1:18.244	+0.972	15:34:44.238
10	1:17.543	+0.271	15:36:01.781
11	1:17.390	+0.118	15:37:19.171
(36) Martin Beecham			
1	1:20.691	+3.069	15:24:22.176
2	1:17.911	+0.289	15:25:40.087
3	1:18.206	+0.584	15:26:58.293
4	1:18.435	+0.813	15:28:16.728
5	1:18.684	+1.062	15:29:35.412
6	1:17.842	+0.220	15:30:53.254
7	1:17.622		15:32:10.876
8	1:17.742	+0.120	15:33:28.618
9	1:18.333	+0.711	15:34:46.951
10	1:19.746	+2.124	15:36:06.697
(71) Philip Crowe			
1	1:21.140	+4.604	15:24:21.423
2	1:17.284	+0.748	15:25:38.707
3	1:16.536		15:26:55.243
4	1:17.332	+0.796	15:28:12.575

Chief Timekeeper:

Clerk of Course:

Weather & Track: Cloudy / Wet

Results: www.sportstimingservices.com





Thundersport GB - Rounds 14 and 15

Sorted on Best Lap time

Buff Supermono - Nitro M450 - Nitro GP3

Anglesey Circuit 1.550 Miles

Qualifying

18/09/2010 10:35

Practice started at 10:35:24

Pos	No.	Name	Class	Make	Model	Best Tm	In Lap	Diff	2nd Best	2nd Lap
1	100	Connor Tagg	Moto 450	Aprilia	450M	1:11.850	10		1:12.152	3
2	25	Ben Gautrey	Moto 450	Aprilia	450M	1:12.353	8	0.503	1:12.551	7
3	17	Tom Carne	GP3	Honda	125	1:12.700	9	0.850	1:12.827	11
4	23	Danny Murphy	Moto 450	Aprilia	450M	1:13.113	5	1.263	1:13.312	10
5	43	James Folkard	Moto 450	Aprilia	450M	1:13.153	9	1.303	1:13.287	4
6	414	Matt Davies	Moto 450	Aprilia	450M	1:13.908	10	2.058	1:14.612	11
7	11	Mike Edwards	Moto 450	Suzuki	450M	1:14.268	9	2.418	1:14.723	10
8	21	Jason Douglas	GP3 C	Honda	125	1:14.393	3	2.543	1:14.703	11
9	95	Luke Hedger	GP3 C	Honda	125	1:14.699	10	2.849	1:14.839	11
10	8	Dylan Wyn Davies	GP3	Honda	125	1:14.752	4	2.902	1:14.839	10
11	49	Ian Raybon	GP3 C	Honda	125	1:14.777	11	2.927	1:14.946	4
12	4	Ivan Porter	Supermono	Rotax	660	1:14.824	9	2.974	1:15.162	11
13	13	Sam Burman	GP3	Honda	125	1:14.853	11	3.003	1:14.924	4
14	80	Acea Webb	Moto 450	Aprilia	450M	1:15.069	5	3.219	1:15.497	6
15	58	Harry Hartley	GP3 C	Honda	125	1:15.115	4	3.265	1:15.364	6
16	94	Phil Page	Moto 450	Aprilia	450M	1:15.814	4	3.964	1:16.398	2
17	135	Chris Harrison	Moto 450	Aprilia	450M	1:16.439	10	4.589	1:17.196	9
18	93	Rhodri Owen	GP3	Honda	125	1:16.892	10	5.042	1:17.555	9
19	5	Mark Lawes	Supermono	BMW	720	1:16.899	2	5.049	1:18.060	6
20	19	Blake Woulds	Moto 450	Aprilia	450M	1:17.190	5	5.340	1:17.345	9
21	28	Bradley Ray	GP3 C	Metrakit	125	1:17.207	4	5.357	1:17.379	8
22	3	Michael Clifford	Moto 450	Aprilia	450M	1:17.311	4	5.461	1:18.201	2
23	131	Scott James	GP3 C	Honda	125	1:18.111	7	6.261	1:18.322	9
24	33	James Robinson	GP3 C	Honda	125	1:18.343	4	6.493	1:18.355	9
25	37	Scott Dootson	GP3 C	Honda	125	1:18.636	6	6.786	1:19.302	5
26	114	Brad Davey	Moto 450	Aprilia	450M	1:19.453	4	7.603	1:19.786	10
27	41	Martin Jarvis	Supermono	KTM	650	1:20.417	7	8.567	1:21.440	4
28	91	Dave Butler	Supermono	Yamaha	653	1:21.532	4	9.682	1:22.094	8
29	18	Nick Beere	Supermono	Yamaha	720	1:22.696	10	10.846	1:23.095	9
30	177	Gary Paul	Moto 450	Honda	450M	1:23.419	6	11.569	1:23.493	9
31	411	Ben Rea	Moto 450	Aprilia	450M	1:23.807	10	11.957	1:23.865	8
32	141	Nigel Rea	Supermono	Yamaha	690	1:23.836	6	11.986	1:24.398	4
33	50	Robbie Robson	Moto 450	KTM	450M	1:24.860	2	13.010	1:25.068	3
34	14	Will Hodgson	Moto 450	Aprilia	450M		0			0

Chief Timekeeper:

Clerk of Course:

Weather & Track: Bright / Dry

Results: www.sportstimingservices.com

Printed: 18/09/2010 10:55:09





Thundersport GB - Rounds 14 and 15

Sorted on Laps

Buff Supermono - Nitro M450 - Nitro GP3

Anglesey Circuit 1.550 Miles

Race 5 - (Superpole)

18/09/2010 14:30

Race started at 14:30:41

Pos	No.	Name	Class	Make	Model	Laps	Total Tm	Diff	Best Tm	In Lap	Best Spd
1	414	Matt Davies	Moto 450	Aprilia	450M	16	21:15.675		1:16.908	13	72.554
2	11	Mike Edwards	Moto 450	Suzuki	450M	16	21:15.938	0.263	1:18.173	13	71.380
3	30	Liam Shellcock	Moto 450	Aprilia	450M	16	21:39.087	23.412	1:18.981	16	70.650
4	23	Danny Murphy	Moto 450	Aprilia	450M	16	21:41.416	25.741	1:18.769	13	70.840
5	100	Connor Tagg	Moto 450	Aprilia	450M	16	22:13.113	57.438	1:21.594	5	68.387
6	135	Chris Harrison	Moto 450	Aprilia	450M	16	22:36.488	1:20.813	1:23.412	3	66.897
7	94	Phil Page	Moto 450	Aprilia	450M	15	21:24.617	1 Lap	1:22.352	14	67.758
8	80	Acea Webb	Moto 450	Aprilia	450M	15	21:26.552	1 Lap	1:22.505	8	67.632
9	4	Ivan Porter	Supermono	Rotax	660	15	21:32.528	1 Lap	1:23.930	10	66.484
10	8	Dylan Wyn Davies	GP3	Honda	125	15	21:34.667	1 Lap	1:21.629	15	68.358
11	21	Jason Douglas	GP3 C	Honda	125	15	21:36.469	1 Lap	1:22.192	12	67.890
12	58	Harry Hartley	GP3 C	Honda	125	15	22:06.306	1 Lap	1:23.513	10	66.816
13	114	Brad Davey	Moto 450	Aprilia	450M	15	22:17.543	1 Lap	1:27.820	13	63.539
14	18	Nick Beere	Supermono	Yamaha	720	15	22:22.653	1 Lap	1:26.465	12	64.535
15	3	Michael Clifford	Moto 450	Aprilia	450M	15	22:42.948	1 Lap	1:27.338	14	63.890
16	49	Ian Raybon	GP3 C	Honda	125	14	21:26.466	2 Laps	1:27.167	8	64.015
17	177	Gary Paul	Moto 450	Honda	450M	14	21:31.810	2 Laps	1:30.034	8	61.977
18	5	Mark Lawes	Supermono	BMW	720	14	22:08.327	2 Laps	1:30.317	14	61.782
19	50	Robbie Robson	Moto 450	KTM	450M	14	22:16.375	2 Laps	1:33.082	3	59.947
20	131	Scott James	GP3 C	Honda	125	13	21:22.036	3 Laps	1:31.988	7	60.660
21	28	Bradley Ray	GP3 C	Metrakit	125	13	21:23.027	3 Laps	1:28.908	13	62.762

Not classified ()

41	Martin Jarvis	Supermono	KTM	650	12	17:53.962	DNF	1:25.503	12	65.261
19	Blake Woulds	Moto 450	Aprilia	450M	7	10:14.294	DNF	1:25.775	7	65.054
411	Ben Rea	Moto 450	Aprilia	450M	7	11:15.954	DNF	1:33.392	5	59.748
93	Rhodri Owen	GP3	Honda	125	6	9:34.513	DNF	1:25.954	6	64.918
25	Ben Gautrey	Moto 450	Aprilia	450M	5	6:52.565	DNF	1:20.913	3	68.963
43	James Folkard	Moto 450	Aprilia	450M	3	4:21.062	DNF	1:24.963	3	65.676
33	James Robinson	GP3 C	Honda	125	3	5:18.821	DNF	1:29.546	3	62.314
141	Nigel Rea	Supermono	Yamaha	690	2	3:13.821	DNF	1:34.567	2	59.006
37	Scott Dootson	GP3 C	Honda	125	2	4:00.231	DNF	1:37.644	2	57.146
14	Will Hodgson	Moto 450	Aprilia	450M	1	1:31.116	DNF	1:27.416	1	63.833
17	Tom Carne	GP3	Honda	125		40.987	DNF		0	-
13	Sam Burman	GP3	Honda	125		41.539	DNF		0	-
95	Luke Hedger	GP3 C	Honda	125		41.680	DNF		0	-

Margin of Victory	Avg. Speed	Best Lap Tm	Best Spd	Best Lap by
0.263	69.986	1:16.908	72.554	414 - Matt Davies

Chief Timekeeper:

Clerk of Course:

Weather & Track: Raining / Wet

Results: www.sportstiming.com





Thundersport GB - Rounds 14 and 15

Lapchart

Buff Supermono - Nitro M450 - Nitro GP3

Anglesey Circuit 1.550 Miles

Race 5 - (Superpole)

18/09/2010 14:30

Race started at 14:30:41

Competitors	Laps																
	0	1	2	3	4	5	6	7	8	9	10	11	12	13	14	15	16
Connor Tagg (100)	1	100	25	11	11	11	11	11	11	11	11	11	11	414	11	11	414
Danny Murphy (23)	2	23	11	25	25	25	414	414	414	414	414	414	414	11	414	414	11
Ben Gautrey (25)	3	25	414	414	414	414	25	23	23	23	30	30	30	23	30	30	30
James Folkard (43)	4	43	100	100	100	23	23	30	30	30	23	23	23	30	23	23	23
Matt Davies (414)	5	414	23	23	23	100	100	100	100	100	100	100	100	100	100	100	100
Mike Edwards (11)	6	11	43	30	30	30	30	135	135	135	135	135	135	135	135	135	135
Ivan Porter (4)	7	4	135	135	135	135	135	4	4	4	94	4	4	4	4	94	94
Chris Harrison (135)	8	135	14	43	43	4	4	94	94	94	4	94	94	94	94	80	80
Acea Webb (80)	9	80	30	4	4	19	19	19	80	80	80	80	80	80	80	4	4
Phil Page (94)	10	94	4	19	19	94	94	80	19	21	21	21	21	21	21	21	8
Blake Woulds (19)	11	19	19	94	94	80	80	114	114	114	8	8	8	8	8	8	21
Michael Clifford (3)	12	3	94	114	80	114	114	41	21	8	114	114	114	114	58	58	58
Brad Davey (114)	13	114	114	80	114	41	41	18	8	41	18	41	41	58	114	114	114
Martin Jarvis (41)	14	41	80	41	41	18	18	21	41	18	41	18	58	41	18	18	18
Will Hodgson (14)	15	14	3	3	18	3	3	8	18	58	58	58	18	18	3	3	3
Nick Beere (18)	16	18	141	18	3	177	21	3	3	3	3	3	3	3	49	49	
Gary Paul (177)	17	177	41	141	177	21	8	177	58	177	177	177	177	177	177	177	
Liam Shellcock (30)	18	30	18	177	50	8	177	58	177	49	49	49	49	49	5	5	
Nigel Rea (141)	19	141	177	50	411	50	58	93	49	50	50	50	50	5	50	50	
Ben Rea (411)	20	411	50	411	21	411	50	50	50	5	5	5	5	50	131		
Robbie Robson (50)	21	50	411	5	8	58	411	411	411	131	131	131	131	131	28		
Mark Lawes (5)	22	5	5	21	58	93	93	49	5	28	28	28	28	28			
Tom Carne (17)	23	17	21	8	5	49	49	5	131								
Dylan Wyn Davies (8)	24	8	8	58	93	5	5	131	28								
Jason Douglas (21)	25	21	58	49	49	131	131	28									
Ian Raybon (49)	26	49	49	93	33	28	28										
Bradley Ray (28)	27	28	93	33	28												
Sam Burman (13)	28	13	33	37	131												
Harry Hartley (58)	29	58	37	131													
Luke Hedger (95)	30	95	131	28													
Scott James (131)	31	131	28														
Rhodri Owen (93)	32	93															
James Robinson (33)	33	33															
Scott Dootson (37)	34	37															

Chief Timekeeper:

Clerk of Course:

Weather & Track: Raining / Wet

Results: www.sportstimingservices.com

Printed: 19/09/2010 12:24:10





Thundersport GB - Rounds 14 and 15

Buff Supermono - Nitro M450 - Nitro GP3

Anglesey Circuit 1.550 Miles

Race 5 - (Superpole)

18/09/2010 14:30

Race started at 14:30:41

Lap	Lap Tm	Diff	Time of Day
(414) Matt Davies			
1	1:26.284	+9.376	14:32:09.525
2	1:20.987	+4.079	14:33:30.512
3	1:20.617	+3.709	14:34:51.129
4	1:21.842	+4.934	14:36:12.971
5	1:20.049	+3.141	14:37:33.020
6	1:19.659	+2.751	14:38:52.679
7	1:18.185	+1.277	14:40:10.864
8	1:18.985	+2.077	14:41:29.849
9	1:18.716	+1.808	14:42:48.565
10	1:19.048	+2.140	14:44:07.613
11	1:17.683	+0.775	14:45:25.296
12	1:18.620	+1.712	14:46:43.916
13	1:16.908		14:48:00.824
14	1:19.709	+2.801	14:49:20.533
15	1:18.693	+1.785	14:50:39.226
16	1:17.692	+0.784	14:51:56.918

(11) Mike Edwards			
1	1:24.381	+6.208	14:32:07.943
2	1:20.420	+2.247	14:33:28.363
3	1:20.003	+1.830	14:34:48.366
4	1:19.866	+1.693	14:36:08.232
5	1:20.356	+2.183	14:37:28.588
6	1:19.396	+1.223	14:38:47.984
7	1:19.278	+1.105	14:40:07.262
8	1:19.254	+1.081	14:41:26.516
9	1:19.411	+1.238	14:42:45.927
10	1:19.097	+0.924	14:44:05.024
11	1:19.050	+0.877	14:45:24.074
12	1:19.113	+0.940	14:46:43.187
13	1:18.173		14:48:01.360
14	1:18.388	+0.215	14:49:19.748
15	1:19.113	+0.940	14:50:38.861
16	1:18.320	+0.147	14:51:57.181

(30) Liam Shellcock			
1	1:27.643	+8.662	14:32:12.703
2	1:23.563	+4.582	14:33:36.266
3	1:20.451	+1.470	14:34:56.717
4	1:22.953	+3.972	14:36:19.670
5	1:21.687	+2.706	14:37:41.357
6	1:21.005	+2.024	14:39:02.362
7	1:20.489	+1.508	14:40:22.851
8	1:20.200	+1.219	14:41:43.051
9	1:19.192	+0.211	14:43:02.243
10	1:19.914	+0.933	14:44:22.157
11	1:20.456	+1.475	14:45:42.613
12	1:19.433	+0.452	14:47:02.046
13	1:19.936	+0.955	14:48:21.982
14	1:19.682	+0.701	14:49:41.664
15	1:19.685	+0.704	14:51:01.349
16	1:18.981		14:52:20.330

(23) Danny Murphy			
1	1:29.585	+10.816	14:32:11.007
2	1:23.607	+4.838	14:33:34.614
3	1:22.050	+3.281	14:34:56.664
4	1:21.312	+2.543	14:36:17.976
5	1:20.499	+1.730	14:37:38.475

6	1:20.343	+1.574	14:38:58.818
7	1:21.849	+3.080	14:40:20.667
8	1:21.388	+2.619	14:41:42.055
9	1:20.519	+1.750	14:43:02.574
10	1:20.586	+1.817	14:44:23.160
11	1:20.621	+1.852	14:45:43.781
12	1:18.884	+0.115	14:47:02.665
13	1:18.769		14:48:21.434
14	1:20.471	+1.702	14:49:41.905
15	1:20.506	+1.737	14:51:02.411
16	1:20.248	+1.479	14:52:22.659

(100) Connor Tagg			
1	1:28.653	+7.059	14:32:09.896
2	1:23.854	+2.260	14:33:33.750
3	1:22.353	+0.759	14:34:56.103
4	1:23.202	+1.608	14:36:19.305
5	1:21.594		14:37:40.899
6	1:22.085	+0.491	14:39:02.984
7	1:22.053	+0.459	14:40:25.037
8	1:23.819	+2.225	14:41:48.856
9	1:22.137	+0.543	14:43:10.993
10	1:23.169	+1.575	14:44:34.162
11	1:22.557	+0.963	14:45:56.719
12	1:22.883	+1.289	14:47:19.602
13	1:23.027	+1.433	14:48:42.629
14	1:23.190	+1.596	14:50:05.819
15	1:24.153	+2.559	14:51:29.972
16	1:24.384	+2.790	14:52:54.356

(135) Chris Harrison			
1	1:28.090	+4.678	14:32:11.938
2	1:24.653	+1.241	14:33:36.591
3	1:23.412		14:35:00.003
4	1:24.021	+0.609	14:36:24.024
5	1:24.821	+1.409	14:37:48.845
6	1:23.577	+0.165	14:39:12.422
7	1:23.826	+0.414	14:40:36.248
8	1:24.180	+0.768	14:42:00.428
9	1:24.896	+1.484	14:43:25.324
10	1:24.241	+0.829	14:44:49.565
11	1:25.136	+1.724	14:46:14.701
12	1:24.547	+1.135	14:47:39.248
13	1:24.466	+1.054	14:49:03.714
14	1:24.737	+1.325	14:50:28.451
15	1:25.493	+2.081	14:51:53.944
16	1:23.787	+0.375	14:53:17.731

(94) Phil Page			
1	1:31.501	+9.149	14:32:15.615
2	1:27.302	+4.950	14:33:42.917
3	1:27.222	+4.870	14:35:10.139
4	1:26.993	+4.641	14:36:37.132
5	1:26.508	+4.156	14:38:03.640
6	1:25.530	+3.178	14:39:29.170
7	1:24.517	+2.165	14:40:53.687
8	1:23.807	+1.455	14:42:17.494
9	1:23.847	+1.495	14:43:41.341
10	1:24.849	+2.497	14:45:06.190
11	1:24.366	+2.014	14:46:30.556
12	1:24.537	+2.185	14:47:55.093

13	1:25.036	+2.684	14:49:20.129
14	1:22.352		14:50:42.481
15	1:23.379	+1.027	14:52:05.860

(80) Acea Webb			
1	1:33.425	+10.920	14:32:17.354
2	1:28.964	+6.459	14:33:46.318
3	1:26.224	+3.719	14:35:12.542
4	1:25.565	+3.060	14:36:38.107
5	1:26.083	+3.578	14:38:04.190
6	1:25.786	+3.281	14:39:29.976
7	1:25.529	+3.024	14:40:55.505
8	1:22.505		14:42:18.010
9	1:24.149	+1.644	14:43:42.159
10	1:24.277	+1.772	14:45:06.436
11	1:24.848	+2.343	14:46:31.284
12	1:24.142	+1.637	14:47:55.426
13	1:25.219	+2.714	14:49:20.645
14	1:24.275	+1.770	14:50:44.920
15	1:22.875	+0.370	14:52:07.795

(4) Ivan Porter			
1	1:30.995	+7.065	14:32:14.572
2	1:25.726	+1.796	14:33:40.298
3	1:24.492	+0.562	14:35:04.790
4	1:26.297	+2.367	14:36:31.087
5	1:31.277	+7.347	14:38:02.364
6	1:24.996	+1.066	14:39:27.360
7	1:24.827	+0.897	14:40:52.187
8	1:24.052	+0.122	14:42:16.239
9	1:25.711	+1.781	14:43:41.950
10	1:23.930		14:45:05.880
11	1:24.210	+0.280	14:46:30.090
12	1:24.877	+0.947	14:47:54.967
13	1:24.633	+0.703	14:49:19.600
14	1:26.812	+2.882	14:50:46.412
15	1:27.359	+3.429	14:52:13.771

(8) Dylan Wyn Davies			
1	1:29.628	+7.999	14:32:52.120
2	1:25.396	+3.767	14:34:17.516
3	1:24.810	+3.181	14:35:42.326
4	1:24.545	+2.916	14:37:06.871
5	1:23.319	+1.690	14:38:30.190
6	1:22.395	+0.766	14:39:52.585
7	1:24.387	+2.758	14:41:16.972
8	1:21.906	+0.277	14:42:38.878
9	1:22.547	+0.918	14:44:01.425
10	1:22.601	+0.972	14:45:24.026
11	1:22.141	+0.512	14:46:46.167
12	1:22.597	+0.968	14:48:08.764
13	1:22.682	+1.053	14:49:31.446
14	1:22.835	+1.206	14:50:54.281
15	1:21.629		14:52:15.910

(21) Jason Douglas			
1	1:27.661	+5.469	14:32:50.216
2	1:24.987	+2.795	14:34:15.203
3	1:24.051	+1.859	14:35:39.254
4	1:24.161	+1.969	14:37:03.415
5	1:23.625	+1.433	14:38:27.040

Chief Timekeeper:

Clerk of Course:

Weather & Track: Raining / Wet

Results: www.sportstimingservices.com

Printed: 19/09/2010 12:23:50





Thundersport GB - Rounds 14 and 15

Buff Supermono - Nitro M450 - Nitro GP3

Anglesey Circuit 1.550 Miles

Race 5 - (Superpole)

18/09/2010 14:30

Race started at 14:30:41

Lap	Lap Tm	Diff	Time of Day
6	1:25.416	+3.224	14:39:52.456
7	1:23.288	+1.096	14:41:15.744
8	1:22.449	+0.257	14:42:38.193
9	1:22.347	+0.155	14:44:00.540
10	1:23.112	+0.920	14:45:23.652
11	1:22.306	+0.114	14:46:45.958
12	1:22.192		14:48:08.150
13	1:22.360	+0.168	14:49:30.510
14	1:23.098	+0.906	14:50:53.608
15	1:24.104	+1.912	14:52:17.712

(58) Harry Hartley

1	1:30.117	+6.604	14:32:52.937
2	1:28.772	+5.259	14:34:21.709
3	1:28.518	+5.005	14:35:50.227
4	1:26.546	+3.033	14:37:16.773
5	1:26.901	+3.388	14:38:43.674
6	1:25.076	+1.563	14:40:08.750
7	1:25.476	+1.963	14:41:34.226
8	1:24.862	+1.349	14:42:59.088
9	1:24.402	+0.889	14:44:23.490
10	1:23.513		14:45:47.003
11	1:23.533	+0.020	14:47:10.536
12	1:23.843	+0.330	14:48:34.379
13	1:24.456	+0.943	14:49:58.835
14	1:24.446	+0.933	14:51:23.281
15	1:24.268	+0.755	14:52:47.549

(114) Brad Davey

1	1:32.372	+4.552	14:32:16.910
2	1:29.164	+1.344	14:33:46.074
3	1:28.417	+0.597	14:35:14.491
4	1:28.599	+0.779	14:36:43.090
5	1:28.212	+0.392	14:38:11.302
6	1:29.529	+1.709	14:39:40.831
7	1:29.062	+1.242	14:41:09.893
8	1:28.807	+0.987	14:42:38.700
9	1:29.967	+2.147	14:44:08.667
10	1:28.014	+0.194	14:45:36.681
11	1:28.428	+0.608	14:47:05.109
12	1:28.027	+0.207	14:48:33.136
13	1:27.820		14:50:00.956
14	1:28.801	+0.981	14:51:29.757
15	1:29.029	+1.209	14:52:58.786

(18) Nick Beere

1	1:36.195	+9.730	14:32:21.149
2	1:32.565	+6.100	14:33:53.714
3	1:29.450	+2.985	14:35:23.164
4	1:30.533	+4.068	14:36:53.697
5	1:30.014	+3.549	14:38:23.711
6	1:28.354	+1.889	14:39:52.065
7	1:28.971	+2.506	14:41:21.036
8	1:27.413	+0.948	14:42:48.449
9	1:27.172	+0.707	14:44:15.621
10	1:28.990	+2.525	14:45:44.611
11	1:27.079	+0.614	14:47:11.690
12	1:26.465		14:48:38.155
13	1:28.490	+2.025	14:50:06.645
14	1:28.016	+1.551	14:51:34.661
15	1:29.235	+2.770	14:53:03.896

(3) Michael Clifford

1	1:36.222	+8.884	14:32:20.480
2	1:32.836	+5.498	14:33:53.316
3	1:30.883	+3.545	14:35:24.199
4	1:30.973	+3.635	14:36:55.172
5	1:31.010	+3.672	14:38:26.182
6	1:31.618	+4.280	14:39:57.800
7	1:32.846	+5.508	14:41:30.646
8	1:30.370	+3.032	14:43:01.016
9	1:29.560	+2.222	14:44:30.576
10	1:29.220	+1.882	14:45:59.796
11	1:28.518	+1.180	14:47:28.314
12	1:29.843	+2.505	14:48:58.157
13	1:29.905	+2.567	14:50:28.062
14	1:27.338		14:51:55.400
15	1:28.791	+1.453	14:53:24.191

(49) Ian Raybon

1	1:33.049	+5.882	14:32:55.771
2	1:29.974	+2.807	14:34:25.745
3	1:29.331	+2.164	14:35:55.076
4	1:31.068	+3.901	14:37:26.144
5	1:28.079	+0.912	14:38:54.223
6	1:28.919	+1.752	14:40:23.142
7	1:28.949	+1.782	14:41:52.091
8	1:27.167		14:43:19.258
9	1:27.393	+0.226	14:44:46.651
10	1:27.693	+0.526	14:46:14.344
11	1:28.536	+1.369	14:47:42.880
12	1:27.359	+0.192	14:49:10.239
13	1:28.710	+1.543	14:50:38.949
14	1:28.760	+1.593	14:52:07.709

(177) Gary Paul

1	1:38.333	+8.299	14:32:23.308
2	1:32.380	+2.346	14:33:55.688
3	1:33.100	+3.066	14:35:28.788
4	1:32.665	+2.631	14:37:01.453
5	1:31.813	+1.779	14:38:33.266
6	1:31.272	+1.238	14:40:04.538
7	1:31.211	+1.177	14:41:35.749
8	1:30.034		14:43:05.783
9	1:30.513	+0.479	14:44:36.296
10	1:30.837	+0.803	14:46:07.133
11	1:30.752	+0.718	14:47:37.885
12	1:30.895	+0.861	14:49:08.780
13	1:32.428	+2.394	14:50:41.208
14	1:31.845	+1.811	14:52:13.053

(5) Mark Lawes

1	1:47.545	+17.228	14:32:35.772
2	1:38.912	+8.595	14:34:14.684
3	1:37.504	+7.187	14:35:52.188
4	1:37.368	+7.051	14:37:29.556
5	1:35.021	+4.704	14:39:04.577
6	1:33.939	+3.622	14:40:38.516
7	1:33.298	+2.981	14:42:11.814
8	1:31.849	+1.532	14:43:43.663
9	1:31.017	+0.700	14:45:14.680
10	1:31.022	+0.705	14:46:45.702

11	1:31.510	+1.193	14:48:17.212
12	1:30.821	+0.504	14:49:48.033
13	1:31.220	+0.903	14:51:19.253
14	1:30.317		14:52:49.570

(50) Robbie Robson

1	1:38.114	+5.032	14:32:23.965
2	1:34.520	+1.438	14:33:58.485
3	1:33.082		14:35:31.567
4	1:37.009	+3.927	14:37:08.576
5	1:35.460	+2.378	14:38:44.036
6	1:36.907	+3.825	14:40:20.943
7	1:35.573	+2.491	14:41:56.516
8	1:33.627	+0.545	14:43:30.143
9	1:35.956	+2.874	14:45:06.099
10	1:34.974	+1.892	14:46:41.073
11	1:33.519	+0.437	14:48:14.592
12	1:35.121	+2.039	14:49:49.713
13	1:33.360	+0.278	14:51:23.073
14	1:34.545	+1.463	14:52:57.618

(131) Scott James

1	1:41.468	+9.480	14:33:04.650
2	1:41.423	+9.435	14:34:46.073
3	1:37.946	+5.958	14:36:24.019
4	1:38.149	+6.161	14:38:02.168
5	1:36.779	+4.791	14:39:38.947
6	1:36.321	+4.333	14:41:15.268
7	1:31.988		14:42:47.256
8	1:32.093	+0.105	14:44:19.349
9	1:32.177	+0.189	14:45:51.526
10	1:33.335	+1.347	14:47:24.861
11	1:33.166	+1.178	14:48:58.027
12	1:32.547	+0.559	14:50:30.574
13	1:32.705	+0.717	14:52:03.279

(28) Bradley Ray

1	1:42.380	+13.472	14:33:05.119
2	1:40.997	+12.089	14:34:46.116
3	1:37.386	+8.478	14:36:23.502
4	1:39.810	+10.902	14:38:03.312
5	1:37.581	+8.673	14:39:40.893
6	1:36.411	+7.503	14:41:17.304
7	1:35.160	+6.252	14:42:52.464
8	1:35.831	+6.923	14:44:28.295
9	1:33.953	+5.045	14:46:02.248
10	1:32.295	+3.387	14:47:34.543
11	1:31.091	+2.183	14:49:05.634
12	1:29.728	+0.820	14:50:35.362
13	1:28.908		14:52:04.270

(41) Martin Jarvis

1	1:36.147	+10.644	14:32:20.843
2	1:30.429	+4.926	14:33:51.272
3	1:29.961	+4.458	14:35:21.233
4	1:29.957	+4.454	14:36:51.190
5	1:29.800	+4.297	14:38:20.990
6	1:29.896	+4.393	14:39:50.886
7	1:29.089	+3.586	14:41:19.975
8	1:27.841	+2.338	14:42:47.816
9	1:28.721	+3.218	14:44:16.537

Chief Timekeeper:

Clerk of Course:

Weather & Track: Raining / Wet

Results: www.sportstimingservices.com

Printed: 19/09/2010 12:23:50





Thundersport GB - Rounds 14 and 15

Buff Supermono - Nitro M450 - Nitro GP3

Anglesey Circuit 1.550 Miles

Race 5 - (Superpole)

18/09/2010 14:30

Race started at 14:30:41

Lap	Lap Tm	Diff	Time of Day
10	1:27.121	+1.618	14:45:43.658
11	1:26.044	+0.541	14:47:09.702
12	1:25.503		14:48:35.205

(19) Blake Woulds

1	1:30.743	+4.968	14:32:14.894
2	1:27.031	+1.256	14:33:41.925
3	1:26.213	+0.438	14:35:08.138
4	1:26.143	+0.368	14:36:34.281
5	1:28.209	+2.434	14:38:02.490
6	1:27.272	+1.497	14:39:29.762
7	1:25.775		14:40:55.537

(41) Ben Rea

1	1:41.148	+7.756	14:32:26.577
2	1:36.632	+3.240	14:34:03.209
3	1:35.854	+2.462	14:35:39.063
4	1:35.539	+2.147	14:37:14.602
5	1:33.392		14:38:47.994
6	1:34.336	+0.944	14:40:22.330
7	1:34.867	+1.475	14:41:57.197

(93) Rhodri Owen

1	1:33.450	+7.496	14:32:56.966
2	1:29.217	+3.263	14:34:26.183
3	1:28.087	+2.133	14:35:54.270
4	1:28.732	+2.778	14:37:23.002
5	1:26.800	+0.846	14:38:49.802
6	1:25.954		14:40:15.756

(25) Ben Gautrey

1	1:26.260	+5.347	14:32:07.796
2	1:22.300	+1.387	14:33:30.096
3	1:20.913		14:34:51.009
4	1:21.646	+0.733	14:36:12.655
5	1:21.153	+0.240	14:37:33.808

(43) James Folkard

1	1:28.904	+3.941	14:32:11.932
2	1:25.410	+0.447	14:33:37.342
3	1:24.963		14:35:02.305

(33) James Robinson

1	1:35.455	+5.909	14:32:59.151
2	1:31.367	+1.821	14:34:30.518
3	1:29.546		14:36:00.064

(141) Nigel Rea

1	1:35.235	+0.668	14:32:20.497
2	1:34.567		14:33:55.064

(37) Scott Dootson

1	1:39.976	+2.332	14:33:03.830
2	1:37.644		14:34:41.474

(14) Will Hodgson

1	1:27.416		14:32:12.359
---	----------	--	--------------

Lap	Lap Tm	Diff	Time of Day
-----	--------	------	-------------

Lap	Lap Tm	Diff	Time of Day
-----	--------	------	-------------

Chief Timekeeper:

Clerk of Course:

Weather & Track: Raining / Wet

Results: www.sportstimingservices.com

Printed: 19/09/2010 12:23:50





Thundersport GB - Rounds 14 and 15

Sorted on Laps

Buff Supermono - Nitro M450 - Nitro GP3

Anglesey Circuit 1.550 Miles

Race 5

19/09/2010 12:09

Race started at 12:09:24

Pos	No.	Name	Class	Make	Model	Laps	Total Tm	Diff	Best Tm	In Lap	Best Spd
1	43	James Folkard	Moto 450	Aprilia	450M	8	10:31.297		1:16.985	7	72.482
2	414	Matt Davies	Moto 450	Aprilia	450M	8	10:31.741	0.444	1:17.142	7	72.334
3	11	Mike Edwards	Moto 450	Suzuki	450M	8	10:43.668	12.371	1:18.624	2	70.971
4	25	Ben Gautrey	Moto 450	Aprilia	450M	8	10:45.744	14.447	1:18.323	8	71.243
5	100	Connor Tagg	Moto 450	Aprilia	450M	8	10:46.753	15.456	1:18.249	8	71.311
6	23	Danny Murphy	Moto 450	Aprilia	450M	8	10:55.844	24.547	1:20.465	4	69.347
7	80	Acea Webb	Moto 450	Aprilia	450M	8	11:19.679	48.382	1:22.754	4	67.429
8	135	Chris Harrison	Moto 450	Aprilia	450M	8	11:20.283	48.986	1:23.799	6	66.588
9	4	Ivan Porter	Supermono	Rotax	660	8	11:21.365	50.068	1:21.016	8	68.875
10	3	Michael Clifford	Moto 450	Aprilia	450M	8	11:34.851	1:03.554	1:25.211	8	65.485
11	411	Ben Rea	Moto 450	Aprilia	450M	8	11:49.465	1:18.168	1:25.256	8	65.450
12	114	Brad Davey	Moto 450	Aprilia	450M	8	11:55.801	1:24.504	1:27.897	6	63.483
13	18	Nick Beere	Supermono	Yamaha	720	8	11:58.583	1:27.286	1:28.478	6	63.067
14	5	Mark Lawes	Supermono	BMW	720	7	10:37.139	1 Lap	1:26.662	6	64.388
15	21	Jason Douglas	GP3 C	Honda	125	7	10:41.602	1 Lap	1:23.347	3	66.949
16	8	Dylan Wyn Davies	GP3	Honda	125	7	10:42.642	1 Lap	1:23.495	7	66.830
17	177	Gary Paul	Moto 450	Honda	450M	7	10:54.989	1 Lap	1:31.230	7	61.164
18	13	Sam Burman	GP3	Honda	125	7	10:56.107	1 Lap	1:24.564	7	65.986
19	28	Bradley Ray	GP3 C	Metrakit	125	7	10:56.572	1 Lap	1:24.522	7	66.018
20	17	Tom Carne	GP3	Honda	125	7	10:57.559	1 Lap	1:25.195	7	65.497
21	95	Luke Hedger	GP3 C	Honda	125	7	11:10.669	1 Lap	1:27.361	7	63.873
22	50	Robbie Robson	Moto 450	KTM	450M	7	11:13.203	1 Lap	1:34.233	2	59.215
23	37	Scott Dootson	GP3 C	Honda	125	7	11:26.606	1 Lap	1:28.687	5	62.918
24	131	Scott James	GP3 C	Honda	125	7	11:30.014	1 Lap	1:29.604	7	62.274
25	93	Rhodri Owen	GP3	Honda	125	7	11:30.170	1 Lap	1:28.875	7	62.785

Not classified ()

58	Harry Hartley	GP3 C	Honda	125	1	2:14.795	DNF	1:26.432	1	64.559
49	Ian Raybon	GP3 C	Honda	125	1	2:15.356	DNF	1:26.840	1	64.256
94	Phil Page	Moto 450	Aprilia	450M		3.216	DNF		0	-
19	Blake Woulds	Moto 450	Aprilia	450M		3.242	DNF		0	-

Margin of Victory	Avg. Speed	Best Lap Tm	Best Spd	Best Lap by
0.444	70.712	1:16.985	72.482	43 - James Folkard

Chief Timekeeper:

Clerk of Course:

Weather & Track: Raining / Wet

Results: www.sportstiming.com





Thundersport GB - Rounds 14 and 15

Lapchart

Buff Supermono - Nitro M450 - Nitro GP3

Anglesey Circuit 1.550 Miles

Race 5

19/09/2010 12:09

Race started at 12:09:24

Competitors	Laps									
	0	1	2	3	4	5	6	7	8	
Mike Edwards (11)	1	11	414	414	414	414	414	414	414	43
Matt Davies (414)	2	414	43	43	43	43	43	43	43	414
Connor Tagg (100)	3	100	11	11	11	11	11	11	11	11
Danny Murphy (23)	4	23	23	100	100	100	100	100	25	25
James Folkard (43)	5	43	100	23	23	23	25	25	100	100
Chris Harrison (135)	6	135	25	25	25	25	23	23	23	23
Ben Gautrey (25)	7	25	135	135	135	80	80	80	135	80
Ivan Porter (4)	8	4	80	80	80	135	135	135	80	135
Phil Page (94)	9	94	3	3	3	3	4	4	4	4
Blake Woulds (19)	10	19	114	114	4	4	3	3	3	3
Michael Clifford (3)	11	3	18	4	411	411	411	411	411	411
Acea Webb (80)	12	80	411	411	114	114	114	114	114	114
Brad Davey (114)	13	114	4	18	18	18	18	18	18	18
Gary Paul (177)	14	177	177	177	5	5	5	5	5	5
Nick Beere (18)	15	18	5	5	177	177	177	21	21	21
Mark Lawes (5)	16	5	50	50	50	50	21	8	8	8
Robbie Robson (50)	17	50	8	8	21	21	8	177	177	177
Ben Rea (411)	18	411	21	21	8	8	50	13	13	13
Dylan Wyn Davies (8)	19	8	58	13	17	17	13	28	28	28
Jason Douglas (21)	20	21	49	28	28	13	17	17	17	17
Tom Carne (17)	21	17	17	17	13	28	28	50	95	95
Harry Hartley (58)	22	58	13	95	95	95	95	95	50	50
Ian Raybon (49)	23	49	28	131	131	37	37	37	37	37
Bradley Ray (28)	24	28	95	93	37	131	131	131	131	131
Sam Burman (13)	25	13	131	37	93	93	93	93	93	93
Rhodri Owen (93)	26	93	93							
Scott James (131)	27	131	37							
Luke Hedger (95)	28	95								
Scott Dootson (37)	29	37								

Chief Timekeeper:

Clerk of Course:

Weather & Track: Raining / Wet

Results: www.sportstimingservices.com

Printed: 19/09/2010 12:23:17





Thundersport GB - Rounds 14 and 15

Buff Supermono - Nitro M450 - Nitro GP3

Anglesey Circuit 1.550 Miles

Race 5

19/09/2010 12:09

Race started at 12:09:24

Lap	Lap Tm	Diff	Time of Day
(43) James Folkard			
1	1:21.904	+4.919	12:10:48.818
2	1:18.776	+1.791	12:12:07.594
3	1:18.839	+1.854	12:13:26.433
4	1:17.885	+0.900	12:14:44.318
5	1:19.193	+2.208	12:16:03.511
6	1:17.468	+0.483	12:17:20.979
7	1:16.985		12:18:37.964
8	1:17.576	+0.591	12:19:55.540

Lap	Lap Tm	Diff	Time of Day
(414) Matt Davies			
1	1:21.527	+4.385	12:10:45.785
2	1:17.985	+0.843	12:12:03.770
3	1:18.385	+1.243	12:13:22.155
4	1:20.135	+2.993	12:14:42.290
5	1:19.307	+2.165	12:16:01.597
6	1:18.807	+1.665	12:17:20.404
7	1:17.142		12:18:37.546
8	1:18.438	+1.296	12:19:55.984

Lap	Lap Tm	Diff	Time of Day
(11) Mike Edwards			
1	1:25.859	+7.235	12:10:50.102
2	1:18.624		12:12:08.726
3	1:18.902	+0.278	12:13:27.628
4	1:20.036	+1.412	12:14:47.664
5	1:18.949	+0.325	12:16:06.613
6	1:20.520	+1.896	12:17:27.133
7	1:19.511	+0.887	12:18:46.644
8	1:21.267	+2.643	12:20:07.911

Lap	Lap Tm	Diff	Time of Day
(25) Ben Gautrey			
1	1:24.857	+6.534	12:10:51.947
2	1:21.588	+3.265	12:12:13.535
3	1:20.277	+1.954	12:13:33.812
4	1:19.627	+1.304	12:14:53.439
5	1:18.928	+0.605	12:16:12.367
6	1:19.656	+1.333	12:17:32.023
7	1:19.641	+1.318	12:18:51.664
8	1:18.323		12:20:09.987

Lap	Lap Tm	Diff	Time of Day
(100) Connor Tagg			
1	1:24.462	+6.213	12:10:51.019
2	1:20.329	+2.080	12:12:11.348
3	1:20.013	+1.764	12:13:31.361
4	1:20.934	+2.685	12:14:52.295
5	1:19.575	+1.326	12:16:11.870
6	1:19.689	+1.440	12:17:31.559
7	1:21.188	+2.939	12:18:52.747
8	1:18.249		12:20:10.996

Lap	Lap Tm	Diff	Time of Day
(23) Danny Murphy			
1	1:23.907	+3.442	12:10:50.552
2	1:21.333	+0.868	12:12:11.885
3	1:20.834	+0.369	12:13:32.719
4	1:20.465		12:14:53.184
5	1:20.989	+0.524	12:16:14.173
6	1:21.193	+0.728	12:17:35.366
7	1:21.375	+0.910	12:18:56.741
8	1:23.346	+2.881	12:20:20.087

Lap	Lap Tm	Diff	Time of Day
(80) Acea Webb			
1	1:28.767	+6.013	12:10:56.586
2	1:24.128	+1.374	12:12:20.714
3	1:23.192	+0.438	12:13:43.906
4	1:22.754		12:15:06.660
5	1:23.047	+0.293	12:16:29.707
6	1:25.395	+2.641	12:17:55.102
7	1:25.683	+2.929	12:19:20.785
8	1:23.137	+0.383	12:20:43.922

Lap	Lap Tm	Diff	Time of Day
(135) Chris Harrison			
1	1:27.112	+3.313	12:10:54.045
2	1:24.087	+0.288	12:12:18.132
3	1:24.938	+1.139	12:13:43.070
4	1:24.426	+0.627	12:15:07.496
5	1:24.087	+0.288	12:16:31.583
6	1:23.799		12:17:55.382
7	1:24.867	+1.068	12:19:20.249
8	1:24.277	+0.478	12:20:44.526

Lap	Lap Tm	Diff	Time of Day
(4) Ivan Porter			
1	1:35.301	+14.285	12:11:02.681
2	1:25.752	+4.736	12:12:28.433
3	1:25.018	+4.002	12:13:53.451
4	1:23.300	+2.284	12:15:16.751
5	1:22.415	+1.399	12:16:39.166
6	1:21.631	+0.615	12:18:00.797
7	1:23.795	+2.779	12:19:24.592
8	1:21.016		12:20:45.608

Lap	Lap Tm	Diff	Time of Day
(3) Michael Clifford			
1	1:29.208	+3.997	12:10:56.876
2	1:26.226	+1.015	12:12:23.102
3	1:26.578	+1.367	12:13:49.680
4	1:26.169	+0.958	12:15:15.849
5	1:25.408	+0.197	12:16:41.257
6	1:26.513	+1.302	12:18:07.770
7	1:26.113	+0.902	12:19:33.883
8	1:25.211		12:20:59.094

Lap	Lap Tm	Diff	Time of Day
(411) Ben Rea			
1	1:31.631	+6.375	12:11:00.661
2	1:28.027	+2.771	12:12:28.688
3	1:27.299	+2.043	12:13:55.987
4	1:30.279	+5.023	12:15:26.266
5	1:28.170	+2.914	12:16:54.436
6	1:27.762	+2.506	12:18:22.198
7	1:26.254	+0.998	12:19:48.452
8	1:25.256		12:21:13.708

Lap	Lap Tm	Diff	Time of Day
(114) Brad Davey			
1	1:31.087	+3.190	12:10:59.136
2	1:29.087	+1.190	12:12:28.223
3	1:29.046	+1.149	12:13:57.269
4	1:29.491	+1.594	12:15:26.760
5	1:28.754	+0.857	12:16:55.514
6	1:27.897		12:18:23.411
7	1:27.971	+0.074	12:19:51.382
8	1:28.662	+0.765	12:21:20.044

Lap	Lap Tm	Diff	Time of Day
(18) Nick Beere			

Lap	Lap Tm	Diff	Time of Day
1	1:31.874	+3.396	12:11:00.313
2	1:29.597	+1.119	12:12:29.910
3	1:28.920	+0.442	12:13:58.830
4	1:28.838	+0.360	12:15:27.668
5	1:29.079	+0.601	12:16:56.747
6	1:28.478		12:18:25.225
7	1:28.986	+0.508	12:19:54.211
8	1:28.615	+0.137	12:21:22.826

Lap	Lap Tm	Diff	Time of Day
(5) Mark Lawes			
1	1:37.584	+10.922	12:11:06.080
2	1:32.516	+5.854	12:12:38.596
3	1:29.706	+3.044	12:14:08.302
4	1:27.980	+1.318	12:15:36.282
5	1:27.339	+0.677	12:17:03.621
6	1:26.662		12:18:30.283
7	1:31.099	+4.437	12:20:01.382

Lap	Lap Tm	Diff	Time of Day
(21) Jason Douglas			
1	1:26.439	+3.092	12:11:38.897
2	1:27.091	+3.744	12:13:05.988
3	1:23.347		12:14:29.335
4	1:24.306	+0.959	12:15:53.641
5	1:25.217	+1.870	12:17:18.858
6	1:23.465	+0.118	12:18:42.323
7	1:23.522	+0.175	12:20:05.845

Lap	Lap Tm	Diff	Time of Day
(8) Dylan Wyn Davies			
1	1:26.403	+2.908	12:11:38.509
2	1:26.314	+2.819	12:13:04.823
3	1:24.764	+1.269	12:14:29.587
4	1:25.545	+2.050	12:15:55.132
5	1:24.675	+1.180	12:17:19.807
6	1:23.583	+0.088	12:18:43.390
7	1:23.495		12:20:06.885

Lap	Lap Tm	Diff	Time of Day
(177) Gary Paul			
1	1:36.447	+5.217	12:11:04.798
2	1:32.995	+1.765	12:12:37.793
3	1:32.584	+1.354	12:14:10.377
4	1:33.894	+2.664	12:15:44.271
5	1:31.795	+0.565	12:17:16.066
6	1:31.936	+0.706	12:18:48.002
7	1:31.230		12:20:19.232

Lap	Lap Tm	Diff	Time of Day
(13) Sam Burman			
1	1:29.232	+4.668	12:11:42.250
2	1:28.857	+4.293	12:13:11.107
3	1:28.599	+4.035	12:14:39.706
4	1:25.566	+1.002	12:16:05.272
5	1:24.773	+0.209	12:17:30.045
6	1:25.741	+1.177	12:18:55.786
7	1:24.564		12:20:20.350

Lap	Lap Tm	Diff	Time of Day
(28) Bradley Ray			
1	1:29.823	+5.301	12:11:42.641
2	1:29.236	+4.714	12:13:11.877
3	1:27.702	+3.180	12:14:39.579
4	1:26.182	+1.660	12:16:05.761
5	1:25.326	+0.804	12:17:31.087
6	1:25.206	+0.684	12:18:56.293

Chief Timekeeper:

Clerk of Course:

Weather & Track: Raining / Wet

Results: www.sportstimingservices.com

Printed: 19/09/2010 12:26:33





Thundersport GB - Rounds 14 and 15

Buff Supermono - Nitro M450 - Nitro GP3

Anglesey Circuit 1.550 Miles

Race 5

19/09/2010 12:09

Race started at 12:09:24

Lap	Lap Tm	Diff	Time of Day
7	1:24.522		12:20:20.815

(17) Tom Carne

1	1:29.535	+4.340	12:11:42.135
2	1:30.042	+4.847	12:13:12.177
3	1:26.882	+1.687	12:14:39.059
4	1:25.735	+0.540	12:16:04.794
5	1:25.895	+0.700	12:17:30.689
6	1:25.918	+0.723	12:18:56.607
7	1:25.195		12:20:21.802

(95) Luke Hedger

1	1:30.382	+3.021	12:11:44.373
2	1:31.066	+3.705	12:13:15.439
3	1:28.334	+0.973	12:14:43.773
4	1:27.868	+0.507	12:16:11.641
5	1:28.275	+0.914	12:17:39.916
6	1:27.635	+0.274	12:19:07.551
7	1:27.361		12:20:34.912

(50) Robbie Robson

1	1:38.988	+4.755	12:11:07.999
2	1:34.233		12:12:42.232
3	1:34.709	+0.476	12:14:16.941
4	1:34.561	+0.328	12:15:51.502
5	1:35.660	+1.427	12:17:27.162
6	1:35.522	+1.289	12:19:02.684
7	1:34.762	+0.529	12:20:37.446

(37) Scott Dootson

1	1:33.887	+5.200	12:11:47.906
2	1:33.029	+4.342	12:13:20.935
3	1:32.118	+3.431	12:14:53.053
4	1:30.676	+1.989	12:16:23.729
5	1:28.687		12:17:52.416
6	1:29.278	+0.591	12:19:21.694
7	1:29.155	+0.468	12:20:50.849

(131) Scott James

1	1:33.111	+3.507	12:11:46.420
2	1:33.807	+4.203	12:13:20.227
3	1:32.429	+2.825	12:14:52.656
4	1:31.624	+2.020	12:16:24.280
5	1:30.564	+0.960	12:17:54.844
6	1:29.809	+0.205	12:19:24.653
7	1:29.604		12:20:54.257

(93) Rhodri Owen

1	1:34.255	+5.380	12:11:47.398
2	1:33.094	+4.219	12:13:20.492
3	1:32.817	+3.942	12:14:53.309
4	1:31.406	+2.531	12:16:24.715
5	1:30.606	+1.731	12:17:55.321
6	1:30.217	+1.342	12:19:25.538
7	1:28.875		12:20:54.413

(58) Harry Hartley

1	1:26.432		12:11:39.038
---	----------	--	--------------

(49) Ian Raybon

1	1:26.840		12:11:39.599
---	----------	--	--------------

Lap	Lap Tm	Diff	Time of Day
-----	--------	------	-------------

Lap	Lap Tm	Diff	Time of Day
-----	--------	------	-------------

Chief Timekeeper:

Clerk of Course:

Weather & Track: Raining / Wet

Results: www.sportstimingservices.com

Printed: 19/09/2010 12:26:33





Thundersport GB - Rounds 14 and 15

Sorted on Laps

Buff Supermono - Nitro M450 - Nitro GP3

Anglesey Circuit 1.550 Miles

Race 13

19/09/2010 15:47

Race started at 15:47:17

Pos	No.	Name	Class	Make	Model	Laps	Total Tm	Diff	Best Tm	In Lap	Best Spd
1	25	Ben Gautrey	Moto 450	Aprilia	450M	12	15:26.047		1:15.981	8	73.439
2	43	James Folkard	Moto 450	Aprilia	450M	12	15:36.612	10.565	1:17.000	3	72.468
3	23	Danny Murphy	Moto 450	Aprilia	450M	12	16:06.402	40.355	1:18.287	4	71.276
4	80	Acea Webb	Moto 450	Aprilia	450M	12	16:17.798	51.751	1:19.228	11	70.430
5	4	Ivan Porter	Supermono	Rotax	660	12	16:17.950	51.903	1:19.614	11	70.088
6	135	Chris Harrison	Moto 450	Aprilia	450M	12	16:46.334	1:20.287	1:22.353	5	67.757
7	3	Michael Clifford	Moto 450	Aprilia	450M	11	15:30.619	1 Lap	1:23.258	7	67.021
8	58	Harry Hartley	GP3 C	Honda	125	11	15:35.610	1 Lap	1:20.617	10	69.216
9	21	Jason Douglas	GP3 C	Honda	125	11	15:42.234	1 Lap	1:21.325	5	68.614
10	114	Brad Davey	Moto 450	Aprilia	450M	11	15:44.191	1 Lap	1:24.087	10	66.360
11	5	Mark Lawes	Supermono	BMW	720	11	15:53.513	1 Lap	1:24.637	7	65.929
12	8	Dylan Wyn Davies	GP3	Honda	125	11	16:00.575	1 Lap	1:22.088	8	67.976
13	13	Sam Burman	GP3	Honda	125	11	16:07.205	1 Lap	1:23.111	5	67.139
14	17	Tom Carne	GP3	Honda	125	11	16:36.235	1 Lap	1:24.408	6	66.107
15	177	Gary Paul	Moto 450	Honda	450M	11	16:41.834	1 Lap	1:29.485	2	62.357
16	131	Scott James	GP3 C	Honda	125	11	16:43.916	1 Lap	1:25.610	11	65.179
17	28	Bradley Ray	GP3 C	Metrakit	125	10	16:08.945	2 Laps	1:27.083	7	64.077

Not classified ()

414	Matt Davies	Moto 450	Aprilia	450M	10	13:05.645	DNF	1:16.899	4	72.563
49	Ian Raybon	GP3 C	Honda	125	10	14:22.399	DNF	1:21.010	7	68.880
18	Nick Beere	Supermono	Yamaha	720	10	14:28.658	DNF	1:24.878	10	65.741
100	Connor Tagg	Moto 450	Aprilia	450M	7	9:02.737	DNF	1:16.287	4	73.145
37	Scott Dootson	GP3 C	Honda	125	7	10:54.927	DNF	1:27.094	7	64.069
95	Luke Hedger	GP3 C	Honda	125	6	9:34.105	DNF	1:24.984	5	65.659
411	Ben Rea	Moto 450	Aprilia	450M	5	7:15.101	DNF	1:24.049	5	66.390
50	Robbie Robson	Moto 450	KTM	450M	2	3:08.145	DNF	1:29.634	2	62.253
94	Phil Page	Moto 450	Aprilia	450M		3.024	DNF		0	-

Margin of Victory	Avg. Speed	Best Lap Tm	Best Spd	Best Lap by
10.565	72.307	1:15.981	73.439	25 - Ben Gautrey

Chief Timekeeper:

Clerk of Course:

Weather & Track: Raining / Wet

Results: www.sportstiming.com





Thundersport GB - Rounds 14 and 15

Lapchart

Buff Supermono - Nitro M450 - Nitro GP3

Anglesey Circuit 1.550 Miles

Race 13

19/09/2010 15:47

Race started at 15:47:17

Competitors	Laps												
	0	1	2	3	4	5	6	7	8	9	10	11	12
Matt Davies (414)	1	414	25	25	25	25	25	25	25	25	25	25	25
Connor Tagg (100)	2	100	100	100	100	100	100	100	43	43	43	43	43
Ben Gautrey (25)	3	25	43	43	43	43	43	43	414	414	414	23	23
Danny Murphy (23)	4	23	414	414	414	414	414	414	23	23	23	4	80
James Folkard (43)	5	43	23	23	23	23	23	23	80	4	4	80	4
Ivan Porter (4)	6	4	135	80	80	80	80	80	4	80	80	135	135
Phil Page (94)	7	94	80	135	4	4	4	4	135	135	135	3	3
Acea Webb (80)	8	80	4	4	135	135	135	135	3	3	3	58	58
Chris Harrison (135)	9	135	3	3	3	3	3	3	114	58	58	21	21
Michael Clifford (3)	10	3	114	114	114	114	114	114	58	114	114	114	114
Mark Lawes (5)	11	5	18	18	18	411	411	18	5	5	21	21	5
Brad Davey (114)	12	114	411	411	411	18	18	5	58	21	49	49	8
Nick Beere (18)	13	18	5	5	5	5	5	58	18	18	5	5	13
Gary Paul (177)	14	177	177	177	177	58	58	21	21	49	18	18	17
Ben Rea (411)	15	411	50	50	58	177	21	49	49	8	8	8	177
Robbie Robson (50)	16	50	58	58	21	21	49	8	8	13	13	13	131
Harry Hartley (58)	17	58	21	21	49	49	177	13	13	177	17	17	17
Dylan Wyn Davies (8)	18	8	8	49	8	8	8	177	177	17	177	177	177
Jason Douglas (21)	19	21	49	8	13	13	13	17	17	131	131	131	131
Tom Carne (17)	20	17	13	13	95	95	95	37	37	28	28	28	28
Ian Raybon (49)	21	49	17	17	17	17	17	131	131	28	28	28	28
Bradley Ray (28)	22	28	95	95	131	37	37	95	28	28	28	28	28
Sam Burman (13)	23	13	28	131	37	131	131	28	28	28	28	28	28
Luke Hedger (95)	24	95	131	37	28	28	28	28	28	28	28	28	28
Scott James (131)	25	131	37	28	28	28	28	28	28	28	28	28	28
Scott Dootson (37)	26	37	28	28	28	28	28	28	28	28	28	28	28

Chief Timekeeper:

Clerk of Course:

Weather & Track: Cloudy / Wet

Results: www.sportstimingservices.com

Printed: 19/09/2010 16:06:15





Thundersport GB - Rounds 14 and 15

Buff Supermono - Nitro M450 - Nitro GP3

Anglesey Circuit 1.550 Miles

Race 13

19/09/2010 15:47

Race started at 15:47:17

Lap	Lap Tm	Diff	Time of Day
(25) Ben Gautrey			
1	1:19.693	+3.712	15:48:39.264
2	1:17.326	+1.345	15:49:56.590
3	1:16.442	+0.461	15:51:13.032
4	1:16.567	+0.586	15:52:29.599
5	1:16.922	+0.941	15:53:46.521
6	1:16.178	+0.197	15:55:02.699
7	1:17.119	+1.138	15:56:19.818
8	1:15.981		15:57:35.799
9	1:16.707	+0.726	15:58:52.506
10	1:17.043	+1.062	16:00:09.549
11	1:16.464	+0.483	16:01:26.013
12	1:17.226	+1.245	16:02:43.239

(43) James Folkard			
1	1:20.538	+3.538	15:48:40.223
2	1:17.212	+0.212	15:49:57.435
3	1:17.000		15:51:14.435
4	1:17.433	+0.433	15:52:31.868
5	1:17.656	+0.656	15:53:49.524
6	1:17.754	+0.754	15:55:07.278
7	1:17.657	+0.657	15:56:24.935
8	1:17.871	+0.871	15:57:42.806
9	1:17.843	+0.843	15:59:00.649
10	1:17.688	+0.688	16:00:18.337
11	1:17.933	+0.933	16:01:36.270
12	1:17.534	+0.534	16:02:53.804

(23) Danny Murphy			
1	1:23.436	+5.149	15:48:43.090
2	1:19.076	+0.789	15:50:02.166
3	1:18.464	+0.177	15:51:20.630
4	1:18.287		15:52:38.917
5	1:18.305	+0.018	15:53:57.222
6	1:20.033	+1.746	15:55:17.255
7	1:20.099	+1.812	15:56:37.354
8	1:19.924	+1.637	15:57:57.278
9	1:19.987	+1.700	15:59:17.265
10	1:20.009	+1.722	16:00:37.274
11	1:21.792	+3.505	16:01:59.066
12	1:24.528	+6.241	16:03:23.594

(80) Acea Webb			
1	1:25.838	+6.610	15:48:46.127
2	1:21.218	+1.990	15:50:07.345
3	1:20.487	+1.259	15:51:27.832
4	1:20.819	+1.591	15:52:48.651
5	1:20.341	+1.113	15:54:08.992
6	1:20.486	+1.258	15:55:29.478
7	1:21.546	+2.318	15:56:51.024
8	1:21.610	+2.382	15:58:12.634
9	1:21.003	+1.775	15:59:33.637
10	1:22.100	+2.872	16:00:55.737
11	1:19.228		16:02:14.965
12	1:20.025	+0.797	16:03:34.990

(4) Ivan Porter			
1	1:26.416	+6.802	15:48:46.497
2	1:22.889	+3.275	15:50:09.386
3	1:21.628	+2.014	15:51:31.014

4	1:20.907	+1.293	15:52:51.921
5	1:20.456	+0.842	15:54:12.377
6	1:19.696	+0.082	15:55:32.073
7	1:20.262	+0.648	15:56:52.335
8	1:20.631	+1.017	15:58:12.966
9	1:20.110	+0.496	15:59:33.076
10	1:21.764	+2.150	16:00:54.840
11	1:19.614		16:02:14.454
12	1:20.688	+1.074	16:03:35.142

(135) Chris Harrison			
1	1:24.901	+2.548	15:48:45.227
2	1:23.269	+0.916	15:50:08.496
3	1:22.807	+0.454	15:51:31.303
4	1:22.765	+0.412	15:52:54.068
5	1:22.353		15:54:16.421
6	1:23.255	+0.902	15:55:39.676
7	1:23.971	+1.618	15:57:03.647
8	1:24.291	+1.938	15:58:27.938
9	1:24.098	+1.745	15:59:52.036
10	1:23.516	+1.163	16:01:15.552
11	1:23.841	+1.488	16:02:39.393
12	1:24.133	+1.780	16:04:03.526

(3) Michael Clifford			
1	1:26.975	+3.717	15:48:47.541
2	1:24.132	+0.874	15:50:11.673
3	1:24.282	+1.024	15:51:35.955
4	1:24.925	+1.667	15:53:00.880
5	1:24.448	+1.190	15:54:25.328
6	1:23.266	+0.008	15:55:48.594
7	1:23.258		15:57:11.852
8	1:23.953	+0.695	15:58:35.805
9	1:23.539	+0.281	15:59:59.344
10	1:24.241	+0.983	16:01:23.585
11	1:24.226	+0.968	16:02:47.811

(58) Harry Hartley			
1	1:23.757	+3.140	15:49:17.778
2	1:21.758	+1.141	15:50:39.536
3	1:22.066	+1.449	15:52:01.602
4	1:21.690	+1.073	15:53:23.292
5	1:21.294	+0.677	15:54:44.586
6	1:21.413	+0.796	15:56:05.999
7	1:21.220	+0.603	15:57:27.219
8	1:21.831	+1.214	15:58:49.050
9	1:21.654	+1.037	16:00:10.704
10	1:20.617		16:01:31.321
11	1:21.481	+0.864	16:02:52.802

(21) Jason Douglas			
1	1:25.293	+3.968	15:49:19.571
2	1:22.907	+1.582	15:50:42.478
3	1:22.259	+0.934	15:52:04.737
4	1:21.966	+0.641	15:53:26.703
5	1:21.325		15:54:48.028
6	1:22.258	+0.933	15:56:10.286
7	1:21.455	+0.130	15:57:31.741
8	1:21.728	+0.403	15:58:53.469
9	1:22.233	+0.908	16:00:15.702
10	1:21.938	+0.613	16:01:37.640

11	1:21.786	+0.461	16:02:59.426
(114) Brad Davey			
1	1:28.142	+4.055	15:48:49.084
2	1:25.435	+1.348	15:50:14.519
3	1:25.521	+1.434	15:51:40.040
4	1:25.222	+1.135	15:53:05.262
5	1:25.755	+1.668	15:54:31.017
6	1:25.225	+1.138	15:55:56.242
7	1:25.150	+1.063	15:57:21.392
8	1:25.092	+1.005	15:58:46.484
9	1:24.979	+0.892	16:00:11.463
10	1:24.087		16:01:35.550
11	1:25.833	+1.746	16:03:01.383

(5) Mark Lawes			
1	1:33.081	+8.444	15:48:53.950
2	1:26.588	+1.951	15:50:20.538
3	1:25.678	+1.041	15:51:46.216
4	1:25.611	+0.974	15:53:11.827
5	1:24.793	+0.156	15:54:36.620
6	1:25.366	+0.729	15:56:01.986
7	1:24.637		15:57:26.623
8	1:25.764	+1.127	15:58:52.387
9	1:25.827	+1.190	16:00:18.214
10	1:25.895	+1.258	16:01:44.109
11	1:26.596	+1.959	16:03:10.705

(8) Dylan Wyn Davies			
1	1:26.098	+4.010	15:49:20.128
2	1:23.891	+1.803	15:50:44.019
3	1:24.121	+2.033	15:52:08.140
4	1:23.572	+1.484	15:53:31.712
5	1:23.023	+0.935	15:54:54.735
6	1:24.996	+2.908	15:56:19.731
7	1:22.990	+0.902	15:57:42.721
8	1:22.088		15:59:04.809
9	1:23.585	+1.497	16:00:28.394
10	1:24.130	+2.042	16:01:52.524
11	1:25.243	+3.155	16:03:17.767

(13) Sam Burman			
1	1:27.170	+4.059	15:49:21.715
2	1:24.673	+1.562	15:50:46.388
3	1:23.956	+0.845	15:52:10.344
4	1:23.211	+0.100	15:53:33.555
5	1:23.111		15:54:56.666
6	1:24.397	+1.286	15:56:21.063
7	1:24.182	+1.071	15:57:45.245
8	1:24.049	+0.938	15:59:09.294
9	1:23.946	+0.835	16:00:33.240
10	1:25.203	+2.092	16:01:58.443
11	1:25.954	+2.843	16:03:24.397

(17) Tom Carne			
1	1:28.220	+3.812	15:49:22.552
2	1:27.338	+2.930	15:50:49.890
3	1:26.765	+2.357	15:52:16.655
4	1:25.816	+1.408	15:53:42.471
5	1:25.193	+0.785	15:55:07.664
6	1:24.408		15:56:32.072

Chief Timekeeper:

Clerk of Course:

Weather & Track: Cloudy / Wet

Results: www.sportstimingservices.com





Thundersport GB - Rounds 14 and 15

Buff Supermono - Nitro M450 - Nitro GP3

Anglesey Circuit 1.550 Miles

Race 13

19/09/2010 15:47

Race started at 15:47:17

Lap	Lap Tm	Diff	Time of Day
7	1:27.663	+3.255	15:57:59.735
8	1:28.717	+4.309	15:59:28.452
9	1:28.142	+3.734	16:00:56.594
10	1:29.142	+4.734	16:02:25.736
11	1:27.691	+3.283	16:03:53.427

(177) Gary Paul

1	1:33.198	+3.713	15:48:54.490
2	1:29.485		15:50:23.975
3	1:29.955	+0.470	15:51:53.930
4	1:29.723	+0.238	15:53:23.653
5	1:30.287	+0.802	15:54:53.940
6	1:31.886	+2.401	15:56:25.826
7	1:30.217	+0.732	15:57:56.043
8	1:30.553	+1.068	15:59:26.596
9	1:31.713	+2.228	16:00:58.309
10	1:30.656	+1.171	16:02:28.965
11	1:30.061	+0.576	16:03:59.026

(131) Scott James

1	1:29.782	+4.172	15:49:24.876
2	1:28.459	+2.849	15:50:53.335
3	1:29.441	+3.831	15:52:22.776
4	1:28.710	+3.100	15:53:51.486
5	1:27.463	+1.853	15:55:18.949
6	1:26.757	+1.147	15:56:45.706
7	1:26.835	+1.225	15:58:12.541
8	1:27.462	+1.852	15:59:40.003
9	1:28.150	+2.540	16:01:08.153
10	1:27.345	+1.735	16:02:35.498
11	1:25.610		16:04:01.108

(28) Bradley Ray

1	1:30.005	+2.922	15:49:24.433
2	1:30.896	+3.813	15:50:55.329
3	1:31.057	+3.974	15:52:26.386
4	1:32.307	+5.224	15:53:58.693
5	1:32.300	+5.217	15:55:30.993
6	3:33.511	+2:06.428	15:59:04.504
7	1:27.083		16:00:31.587
8	1:27.346	+0.263	16:01:58.933
9	1:27.204	+0.121	16:03:26.137

(414) Matt Davies

1	1:24.948	+8.049	15:48:42.140
2	1:19.428	+2.529	15:50:01.568
3	1:17.669	+0.770	15:51:19.237
4	1:16.899		15:52:36.136
5	1:17.379	+0.480	15:53:53.515
6	1:17.777	+0.878	15:55:11.292
7	1:18.082	+1.183	15:56:29.374
8	1:17.619	+0.720	15:57:46.993
9	1:17.830	+0.931	15:59:04.823
10	1:18.014	+1.115	16:00:22.837

(49) Ian Raybon

1	1:25.879	+4.869	15:49:20.303
2	1:22.880	+1.870	15:50:43.183
3	1:22.060	+1.050	15:52:05.243
4	1:22.184	+1.174	15:53:27.427
5	1:22.260	+1.250	15:54:49.687

Lap	Lap Tm	Diff	Time of Day
6	1:22.084	+1.074	15:56:11.771
7	1:21.010		15:57:32.781
8	1:22.183	+1.173	15:58:54.964
9	1:22.603	+1.593	16:00:17.567
10	1:22.024	+1.014	16:01:39.591

(18) Nick Beere

1	1:29.577	+4.699	15:48:50.669
2	1:26.627	+1.749	15:50:17.296
3	1:25.492	+0.614	15:51:42.788
4	1:26.399	+1.521	15:53:09.187
5	1:25.704	+0.826	15:54:34.891
6	1:26.789	+1.911	15:56:01.680
7	1:26.753	+1.875	15:57:28.433
8	1:26.429	+1.551	15:58:54.862
9	1:26.110	+1.232	16:00:20.972
10	1:24.878		16:01:45.850

(100) Connor Tagg

1	1:20.093	+3.806	15:48:39.576
2	1:17.201	+0.914	15:49:56.777
3	1:17.283	+0.996	15:51:14.060
4	1:16.287		15:52:30.347
5	1:16.419	+0.132	15:53:46.766
6	1:16.388	+0.101	15:55:03.154
7	1:16.775	+0.488	15:56:19.929

(37) Scott Dootson

1	1:29.911	+2.817	15:49:25.499
2	1:28.979	+1.885	15:50:54.478
3	1:28.534	+1.440	15:52:23.012
4	1:27.711	+0.617	15:53:50.723
5	1:27.142	+0.048	15:55:17.865
6	1:27.160	+0.066	15:56:45.025
7	1:27.094		15:58:12.119

(95) Luke Hedger

1	1:28.274	+3.290	15:49:23.273
2	1:27.118	+2.134	15:50:50.391
3	1:25.588	+0.604	15:52:15.979
4	1:25.982	+0.998	15:53:41.961
5	1:24.984		15:55:06.945
6	1:44.352	+19.368	15:56:51.297

(411) Ben Rea

1	1:29.941	+5.892	15:48:51.469
2	1:26.674	+2.625	15:50:18.143
3	1:24.996	+0.947	15:51:43.139
4	1:25.105	+1.056	15:53:08.244
5	1:24.049		15:54:32.293

(50) Robbie Robson

1	1:33.965	+4.331	15:48:55.703
2	1:29.634		15:50:25.337

Chief Timekeeper:

Clerk of Course:

Weather & Track: Cloudy / Wet

Results: www.sportstimingservices.com

Printed: 19/09/2010 16:05:38





Commercial Tyres



TH TURANCE BUT.EL. HOIBINDS



Thundersport GB - Rounds 14 and 15

Sorted on Best Lap time

Eastern Airways UK F1 Sidecars

Anglesey Circuit 1.550 Miles

Qualifying

18/09/2010 11:56

Practice started at 11:56:45

Pos	No.	Name	Class	Make	Model	Best Tm	In Lap	Diff	2nd Best	2nd Lap
1	77	Reeves / Cluze	F1 Sidecar	Honda	LCR	1:08.901	6		1:09.101	5
2	1	Birchall / Birchall	F1 Sidecar	Yamaha	LCR	1:09.470	6	0.569	1:09.529	8
3	16	Peach / Richardson	F1 Sidecar	Suzuki	LCR	1:09.718	7	0.817	1:10.196	9
4	3	James / Biggs	F1 Sidecar	Suzuki	LCR	1:09.986	6	1.085	1:10.564	7
5	49	Lovelock / Lawrence	F1 Sidecar	Suzuki	LCR	1:10.125	5	1.224	1:10.150	4
6	8	Bell / Hawes	F1 Sidecar	Suzuki	LCR	1:10.805	9	1.904	1:10.898	8
7	15	Schofield / Thomas	F1 Sidecar	Suzuki	LCR	1:10.812	11	1.911	1:10.826	8
8	90	Clarke / Graham	F1 Sidecar	Suzuki	LCR	1:10.815	10	1.914	1:10.943	8
9	73	Chaplow / Evanson	F1 Sidecar	Suzuki	LCR	1:11.020	8	2.119	1:11.404	7
10	60	Holland / Knight	F1 Sidecar	Suzuki	LCR	1:11.313	8	2.412	1:11.591	9
11	5	Edwards / Winn	F1 Sidecar	Suzuki	LCR	1:12.072	5	3.171	1:12.086	4
12	170	Drowne / Swift	F1 Sidecar	Suzuki	LCR	1:12.411	10	3.510	1:12.873	9
13	75	Peddar / Steadman	F1 Sidecar	Suzuki	LCR	1:12.483	11	3.582	1:12.697	12
14	48	Knapton / Belsey	F1 Sidecar	Suzuki	Baker	1:12.500	9	3.599	1:13.275	6
15	11	Gilbert / Allum	F1 Sidecar	Yamaha	LCR	1:12.708	6	3.807	1:13.947	3
16	74	Bygrave / Lawson	F1 Sidecar	Suzuki	LCR	1:13.058	7	4.157	1:13.579	3
17	19	Guy / MacBride	F1 Sidecar	Suzuki	LCR	1:13.474	6	4.573	1:13.553	4
18	69	Lambert / Schofield	F1 Sidecar	Suzuki	LCR	1:14.036	3	5.135	1:14.126	9
19	62	Sloane / Sloane	F1 Sidecar	Suzuki	LCR	1:15.037	6	6.136	1:15.761	5
20	2	Parkinson / Tritton	F1 Sidecar	Suzuki	LCR	1:15.563	5	6.662	1:15.753	3
21	88	Nicol / Pryde	F1 Sidecar	Suzuki	LCR	1:16.639	7	7.738	1:16.722	5
22	10	Robinson / Farmer	F1 Sidecar	Yamaha	LCR	1:17.777	5	8.876	1:18.455	2

Chief Timekeeper:

Clerk of Course:

Weather & Track: Bright / Dry

Results: www.sportstimingservices.com






Thundersport GB - Rounds 14 and 15

Eastern Airways UK F1 Sidecars

Anglesey Circuit 1.550 Miles

Starting Grid - Saturday and Sunday

Race



POLE POSITION

1	1	77
2	3	16
3	5	49
4	7	15
5	9	73
6	11	5
7	13	75
8	15	11
9	17	19
10	19	62
11	21	88

2	1
4	3
6	8
8	90
10	60
12	170
14	48
16	74
18	69
20	2
22	10

Chief Timekeeper:

Clerk of Course:

Weather & Track:

Results: www.sportstimingservices.com

Printed: 18/09/2010 12:16:25



Thundersport GB - Rounds 14 and 15

Sorted on Laps

Eastern Airways UK F1 Sidecars

Anglesey Circuit 1.550 Miles

Race 7

18/09/2010 15:26

Race started at 15:26:33

Pos	No.	Name	Class	Make	Model	Laps	Total Tm	Diff	Best Tm	In Lap	Best Spd
1	1	Birchall / Birchall	F1 Sidecar	Yamaha	LCR	14	18:56.576		1:20.109	12	69.655
2	77	Reeves / Cluze	F1 Sidecar	Honda	LCR	14	19:10.199	13.623	1:20.774	10	69.082
3	16	Peach / Richardson	F1 Sidecar	Suzuki	LCR	14	19:12.531	15.955	1:20.538	14	69.284
4	15	Schofield / Thomas	F1 Sidecar	Suzuki	LCR	14	19:13.920	17.344	1:21.017	13	68.874
5	11	Gilbert / Allum	F1 Sidecar	Yamaha	LCR	14	19:32.740	36.164	1:22.510	3	67.628
6	5	Edwards / Winn	F1 Sidecar	Suzuki	LCR	14	20:01.074	1:04.498	1:22.427	5	67.696
7	90	Clarke / Graham	F1 Sidecar	Suzuki	LCR	14	20:15.086	1:18.510	1:25.156	3	65.527
8	8	Bell / Hawes	F1 Sidecar	Suzuki	LCR	14	20:15.507	1:18.931	1:25.216	7	65.481
9	48	Knapton / Belsey	F1 Sidecar	Suzuki	Baker	13	19:03.097	1 Lap	1:25.775	13	65.054
10	73	Chaplow / Evanson	F1 Sidecar	Suzuki	LCR	13	19:05.866	1 Lap	1:25.822	12	65.018
11	60	Holland / Knight	F1 Sidecar	Suzuki	LCR	13	19:20.518	1 Lap	1:27.660	4	63.655
12	3	James / Biggs	F1 Sidecar	Suzuki	LCR	13	19:28.729	1 Lap	1:24.525	3	66.016
13	88	Nicol / Pryde	F1 Sidecar	Suzuki	LCR	13	19:47.825	1 Lap	1:27.842	12	63.523
14	74	Bygrave / Lawson	F1 Sidecar	Suzuki	LCR	13	19:53.861	1 Lap	1:29.146	12	62.594
15	75	Peddar / Steadman	F1 Sidecar	Suzuki	LCR	13	20:00.999	1 Lap	1:30.329	4	61.774
16	170	Drowne / Swift	F1 Sidecar	Suzuki	LCR	13	20:21.724	1 Lap	1:28.159	11	63.295
17	19	Guy / MacBride	F1 Sidecar	Suzuki	LCR	13	20:22.733	1 Lap	1:28.869	12	62.789
18	2	Parkinson / Tritton	F1 Sidecar	Suzuki	LCR	12	19:02.729	2 Laps	1:32.508	5	60.319
19	62	Sloane / Sloane	F1 Sidecar	Suzuki	LCR	12	19:19.775	2 Laps	1:30.359	9	61.754

Not classified ()

49	Lovelock / Lawrence	F1 Sidecar	Suzuki	LCR	9	12:45.414	DNF	1:23.637	4	66.717
10	Robinson / Farmer	F1 Sidecar	Yamaha	LCR	1	1:42.223	DNF	1:34.922	1	58.785
69	Lambert / Schofield	F1 Sidecar	Suzuki	LCR		6.142	DNF		0	-

Margin of Victory	Avg. Speed	Best Lap Tm	Best Spd	Best Lap by
13.623	68.733	1:20.109	69.655	1 - Birchall / Birchall

Chief Timekeeper:

Clerk of Course:

Weather & Track: Raining / Wet

Results: www.sportstiming.com





Thundersport GB - Rounds 14 and 15

Lapchart

Eastern Airways UK F1 Sidecars

Anglesey Circuit 1.550 Miles

Race 7

18/09/2010 15:26

Race started at 15:26:33

Competitors	Laps														
	0	1	2	3	4	5	6	7	8	9	10	11	12	13	14
Birchall / Birchall (1)	1	1	1	1	1	1	1	1	1	1	1	1	1	1	1
Reeves / Cluze (77)	2	77	15	15	15	15	15	15	15	77	77	77	77	77	77
James / Biggs (3)	3	3	77	77	77	77	77	77	77	15	15	15	15	15	16
Peach / Richardson (16)	4	16	16	16	16	16	16	16	16	16	16	16	16	16	15
Lovelock / Lawrence (49)	5	49	49	11	11	11	11	11	11	11	11	11	11	11	11
Bell / Hawes (8)	6	8	11	5	5	5	5	5	5	5	5	5	5	5	5
Schofield / Thomas (15)	7	15	5	49	49	49	49	49	49	49	8	8	8	8	90
Clarke / Graham (90)	8	90	3	3	3	90	90	90	90	90	90	90	90	90	8
Holland / Knight (60)	9	60	90	90	90	8	8	8	8	8	8	48	48	48	48
Chaplow / Evanson (73)	10	73	8	8	8	48	48	48	3	3	48	73	73	73	73
Drowne / Swift (170)	11	170	73	48	48	73	3	3	48	48	73	60	60	60	60
Edwards / Winn (5)	12	5	48	73	73	60	73	73	73	73	60	3	3	3	3
Peddar / Steadman (75)	13	75	60	60	60	3	60	60	60	60	3	88	88	88	88
Knapton / Belsey (48)	14	48	75	75	75	75	75	75	75	75	74	74	74	74	74
Bygrave / Lawson (74)	15	74	74	74	74	74	74	74	74	74	75	75	75	75	75
Gilbert / Allum (11)	16	11	170	62	88	88	88	88	88	88	88	19	19	19	170
Guy / MacBride (19)	17	19	10	88	19	19	19	2	2	2	2	2	170	170	19
Lambert / Schofield (69)	18	69	88	19	2	2	2	19	19	19	19	170	2	2	
Sloane / Sloane (62)	19	62	62	2	62	170	170	170	170	170	170	62	62	62	
Nicol / Pryde (88)	20	88	19	170	170	62	62	62	62	62	62				
Parkinson / Tritton (2)	21	2	2												
Robinson / Farmer (10)	22	10													

Chief Timekeeper:

Clerk of Course:

Weather & Track: Raining / Wet

Results: www.sportstimingservices.com



Thundersport GB - Rounds 14 and 15

Eastern Airways UK F1 Sidecars

Anglesey Circuit 1.550 Miles

Race 7

18/09/2010 15:26

Race started at 15:26:33

Lap	Lap Tm	Diff	Time of Day
(1) Birchall / Birchall			
1	1:25.318	+5.209	15:27:59.070
2	1:20.356	+0.247	15:29:19.426
3	1:21.181	+1.072	15:30:40.607
4	1:22.284	+2.175	15:32:02.891
5	1:20.441	+0.332	15:33:23.332
6	1:20.497	+0.388	15:34:43.829
7	1:21.648	+1.539	15:36:05.477
8	1:20.813	+0.704	15:37:26.290
9	1:20.867	+0.758	15:38:47.157
10	1:20.597	+0.488	15:40:07.754
11	1:20.918	+0.809	15:41:28.672
12	1:20.109		15:42:48.781
13	1:20.476	+0.367	15:44:09.257
14	1:21.071	+0.962	15:45:30.328

(77) Reeves / Cluze			
1	1:30.130	+9.356	15:28:03.906
2	1:23.086	+2.312	15:29:26.992
3	1:22.368	+1.594	15:30:49.360
4	1:20.832	+0.058	15:32:10.192
5	1:21.114	+0.340	15:33:31.306
6	1:22.287	+1.513	15:34:53.593
7	1:21.532	+0.758	15:36:15.125
8	1:21.600	+0.826	15:37:36.725
9	1:21.754	+0.980	15:38:58.479
10	1:20.774		15:40:19.253
11	1:21.182	+0.408	15:41:40.435
12	1:21.232	+0.458	15:43:01.667
13	1:21.459	+0.685	15:44:23.126
14	1:20.825	+0.051	15:45:43.951

(16) Peach / Richardson			
1	1:27.619	+7.081	15:28:04.133
2	1:23.924	+3.386	15:29:28.057
3	1:21.717	+1.179	15:30:49.774
4	1:21.386	+0.848	15:32:11.160
5	1:21.343	+0.805	15:33:32.503
6	1:21.798	+1.260	15:34:54.301
7	1:21.240	+0.702	15:36:15.541
8	1:22.196	+1.658	15:37:37.737
9	1:22.078	+1.540	15:38:59.815
10	1:22.246	+1.708	15:40:22.061
11	1:21.164	+0.626	15:41:43.225
12	1:21.384	+0.846	15:43:04.609
13	1:21.136	+0.598	15:44:25.745
14	1:20.538		15:45:46.283

(15) Schofield / Thomas			
1	1:25.357	+4.340	15:28:03.103
2	1:22.525	+1.508	15:29:25.628
3	1:21.882	+0.865	15:30:47.510
4	1:21.490	+0.473	15:32:09.000
5	1:21.833	+0.816	15:33:30.833
6	1:22.115	+1.098	15:34:52.948
7	1:21.751	+0.734	15:36:14.699
8	1:21.625	+0.608	15:37:36.324
9	1:22.442	+1.425	15:38:58.766
10	1:21.455	+0.438	15:40:20.221
11	1:21.193	+0.176	15:41:41.414

(11) Gilbert / Allum			
1	1:26.645	+4.135	15:28:06.042
2	1:23.451	+0.941	15:29:29.493
3	1:22.510		15:30:52.003
4	1:22.584	+0.074	15:32:14.587
5	1:22.740	+0.230	15:33:37.327
6	1:22.805	+0.295	15:35:00.132
7	1:22.995	+0.485	15:36:23.127
8	1:23.133	+0.623	15:37:46.260
9	1:23.268	+0.758	15:39:09.528
10	1:22.515	+0.005	15:40:32.043
11	1:24.425	+1.915	15:41:56.468
12	1:22.883	+0.373	15:43:19.351
13	1:23.399	+0.889	15:44:42.750
14	1:23.742	+1.232	15:46:06.492

(5) Edwards / Winn			
1	1:27.234	+4.807	15:28:06.167
2	1:23.994	+1.567	15:29:30.161
3	1:23.097	+0.670	15:30:53.258
4	1:22.919	+0.492	15:32:16.177
5	1:22.427		15:33:38.604
6	1:23.299	+0.872	15:35:01.903
7	1:23.711	+1.284	15:36:25.614
8	1:23.731	+1.304	15:37:49.345
9	1:22.852	+0.425	15:39:12.197
10	1:30.504	+8.077	15:40:42.701
11	1:33.911	+11.484	15:42:16.612
12	1:25.341	+2.914	15:43:41.953
13	1:25.586	+3.159	15:45:07.539
14	1:27.287	+4.860	15:46:34.826

(90) Clarke / Graham			
1	1:31.489	+6.333	15:28:09.328
2	1:27.221	+2.065	15:29:36.549
3	1:25.156		15:31:01.705
4	1:25.504	+0.348	15:32:27.209
5	1:25.921	+0.765	15:33:53.130
6	1:26.950	+1.794	15:35:20.080
7	1:26.204	+1.048	15:36:46.284
8	1:27.174	+2.018	15:38:13.458
9	1:26.279	+1.123	15:39:39.737
10	1:26.574	+1.418	15:41:06.311
11	1:25.393	+0.237	15:42:31.704
12	1:25.838	+0.682	15:43:57.542
13	1:25.444	+0.288	15:45:22.986
14	1:25.852	+0.696	15:46:48.838

(8) Bell / Hawes			
1	1:32.228	+7.012	15:28:09.601
2	1:28.155	+2.939	15:29:37.756
3	1:26.954	+1.738	15:31:04.710
4	1:25.936	+0.720	15:32:30.646
5	1:26.190	+0.974	15:33:56.836
6	1:25.936	+0.720	15:35:22.772
7	1:25.216		15:36:47.988
8	1:26.690	+1.474	15:38:14.678

(48) Knapton / Belsey			
1	1:32.676	+6.901	15:28:11.752
2	1:28.010	+2.235	15:29:39.762
3	1:27.883	+2.108	15:31:07.645
4	1:26.863	+1.088	15:32:34.508
5	1:26.792	+1.017	15:34:01.300
6	1:27.937	+2.162	15:35:29.237
7	1:27.821	+2.046	15:36:57.058
8	1:26.611	+0.836	15:38:23.669
9	1:26.878	+1.103	15:39:50.547
10	1:28.082	+2.307	15:41:18.629
11	1:26.312	+0.537	15:42:44.941
12	1:26.133	+0.358	15:44:11.074
13	1:25.775		15:45:36.849

(73) Chaplow / Evanson			
1	1:32.705	+6.883	15:28:10.958
2	1:30.204	+4.382	15:29:41.162
3	1:28.330	+2.508	15:31:09.492
4	1:27.316	+1.494	15:32:36.808
5	1:28.286	+2.464	15:34:05.094
6	1:26.335	+0.513	15:35:31.429
7	1:26.815	+0.993	15:36:58.244
8	1:27.241	+1.419	15:38:25.485
9	1:26.972	+1.150	15:39:52.457
10	1:27.321	+1.499	15:41:19.778
11	1:27.394	+1.572	15:42:47.172
12	1:25.822		15:44:12.994
13	1:26.624	+0.802	15:45:39.618

(60) Holland / Knight			
1	1:34.226	+6.566	15:28:12.468
2	1:29.616	+1.956	15:29:42.084
3	1:28.554	+0.894	15:31:10.638
4	1:27.660		15:32:38.298
5	1:28.987	+1.327	15:34:07.285
6	1:28.452	+0.792	15:35:35.737
7	1:28.936	+1.276	15:37:04.673
8	1:28.273	+0.613	15:38:32.946
9	1:28.084	+0.424	15:40:01.030
10	1:28.363	+0.703	15:41:29.393
11	1:28.010	+0.350	15:42:57.403
12	1:28.887	+1.227	15:44:26.290
13	1:27.980	+0.320	15:45:54.270

(3) James / Biggs			
1	1:30.932	+6.407	15:28:07.364
2	1:25.792	+1.267	15:29:33.156
3	1:24.525		15:30:57.681
4	1:40.985	+16.460	15:32:38.666
5	1:25.739	+1.214	15:34:04.405
6	1:25.135	+0.610	15:35:29.540
7	1:25.658	+1.133	15:36:55.198
8	1:25.010	+0.485	15:38:20.208

Chief Timekeeper:

Clerk of Course:

Weather & Track: Raining / Wet

Results: www.sportstimingservices.com

Printed: 18/09/2010 15:48:41





Thundersport GB - Rounds 14 and 15

Eastern Airways UK F1 Sidecars

Anglesey Circuit 1.550 Miles

Race 7

18/09/2010 15:26

Race started at 15:26:33

Lap	Lap Tm	Diff	Time of Day
9	1:53.171	+28.646	15:40:13.379
10	1:27.166	+2.641	15:41:40.545
11	1:31.908	+7.383	15:43:12.453
12	1:24.947	+0.422	15:44:37.400
13	1:25.081	+0.556	15:46:02.481

(88) Nicol / Pryde

1	1:36.442	+8.600	15:28:16.570
2	1:34.916	+7.074	15:29:51.486
3	1:34.682	+6.840	15:31:26.168
4	1:31.157	+3.315	15:32:57.325
5	1:32.117	+4.275	15:34:29.442
6	1:30.051	+2.209	15:35:59.493
7	1:29.980	+2.138	15:37:29.473
8	1:28.986	+1.144	15:38:58.459
9	1:30.463	+2.621	15:40:28.922
10	1:28.674	+0.832	15:41:57.596
11	1:28.048	+0.206	15:43:25.644
12	1:27.842		15:44:53.486
13	1:28.091	+0.249	15:46:21.577

(74) Bygrave /Lawson

1	1:35.481	+6.335	15:28:14.835
2	1:31.434	+2.288	15:29:46.269
3	1:31.797	+2.651	15:31:18.066
4	1:30.516	+1.370	15:32:48.582
5	1:32.155	+3.009	15:34:20.737
6	1:31.611	+2.465	15:35:52.348
7	1:31.964	+2.818	15:37:24.312
8	1:31.671	+2.525	15:38:55.983
9	1:31.482	+2.336	15:40:27.465
10	1:30.917	+1.771	15:41:58.382
11	1:29.878	+0.732	15:43:28.260
12	1:29.146		15:44:57.406
13	1:30.207	+1.061	15:46:27.613

(75) Peddar / Steadman

1	1:35.296	+4.967	15:28:14.366
2	1:31.126	+0.797	15:29:45.492
3	1:32.227	+1.898	15:31:17.719
4	1:30.329		15:32:48.048
5	1:32.346	+2.017	15:34:20.394
6	1:31.229	+0.900	15:35:51.623
7	1:32.078	+1.749	15:37:23.701
8	1:32.000	+1.671	15:38:55.701
9	1:32.866	+2.537	15:40:28.567
10	1:31.264	+0.935	15:41:59.831
11	1:30.426	+0.097	15:43:30.257
12	1:31.337	+1.008	15:45:01.594
13	1:33.157	+2.828	15:46:34.751

(170) Drowne / Swift

1	1:36.216	+8.057	15:28:15.075
2	2:15.246	+47.087	15:30:30.321
3	1:32.093	+3.934	15:32:02.414
4	1:31.225	+3.066	15:33:33.639
5	1:30.234	+2.075	15:35:03.873
6	1:30.429	+2.270	15:36:34.302
7	1:29.432	+1.273	15:38:03.734
8	1:28.810	+0.651	15:39:32.544
9	1:28.498	+0.339	15:41:01.042

Lap	Lap Tm	Diff	Time of Day
10	1:29.263	+1.104	15:42:30.305
11	1:28.159		15:43:58.464
12	1:28.364	+0.205	15:45:26.828
13	1:28.648	+0.489	15:46:55.476

(19) Guy / MacBride

1	1:40.406	+11.537	15:28:20.063
2	1:34.490	+5.621	15:29:54.553
3	1:35.795	+6.926	15:31:30.348
4	1:32.249	+3.380	15:33:02.597
5	1:32.968	+4.099	15:34:35.565
6	1:44.828	+15.959	15:36:20.393
7	1:34.488	+5.619	15:37:54.881
8	1:30.421	+1.552	15:39:25.302
9	1:31.010	+2.141	15:40:56.312
10	1:31.001	+2.132	15:42:27.313
11	1:29.760	+0.891	15:43:57.073
12	1:28.869		15:45:25.942
13	1:30.543	+1.674	15:46:56.485

(2) Parkinson / Tritton

1	1:41.425	+8.917	15:28:21.936
2	1:34.581	+2.073	15:29:56.517
3	1:34.595	+2.087	15:31:31.112
4	1:32.716	+0.208	15:33:03.828
5	1:32.508		15:34:36.336
6	1:33.904	+1.396	15:36:10.240
7	1:35.288	+2.780	15:37:45.528
8	1:33.418	+0.910	15:39:18.946
9	1:33.851	+1.343	15:40:52.797
10	1:35.681	+3.173	15:42:28.478
11	1:34.232	+1.724	15:44:02.710
12	1:33.771	+1.263	15:45:36.481

(62) Sloane / Sloane

1	1:39.242	+8.883	15:28:19.268
2	1:31.846	+1.487	15:29:51.114
3	2:02.882	+32.523	15:31:53.997
4	1:43.679	+13.320	15:33:37.676
5	1:33.788	+3.429	15:35:11.464
6	1:33.429	+3.070	15:36:44.893
7	1:32.256	+1.897	15:38:17.149
8	1:30.915	+0.556	15:39:48.064
9	1:30.359		15:41:18.423
10	1:30.472	+0.113	15:42:48.895
11	1:32.099	+1.740	15:44:20.994
12	1:32.533	+2.174	15:45:53.527

(49) Lovelock / Lawrence

1	1:28.566	+4.929	15:28:05.891
2	1:25.642	+2.005	15:29:31.533
3	1:23.786	+0.149	15:30:55.319
4	1:23.637		15:32:18.956
5	1:23.756	+0.119	15:33:42.712
6	1:24.284	+0.647	15:35:06.996
7	1:24.460	+0.823	15:36:31.456
8	1:23.896	+0.259	15:37:55.352
9	1:23.814	+0.177	15:39:19.166

(10) Robinson / Farmer

1	1:34.922		15:28:15.975
---	----------	--	--------------

Chief Timekeeper:

Clerk of Course:

Weather & Track: Raining / Wet

Results: www.sportstimingservices.com

Printed: 18/09/2010 15:48:41





Commercial Tyres



THURANCE BUT. EL. HOIDINGS



Thundersport GB - Rounds 14 and 15

Sorted on Best Lap time

Eastern Airways UK F1 Sidecars

Anglesey Circuit 1.550 Miles

Warmup

19/09/2010 10:09

Practice started at 10:09:18

Pos	No.	Name	Class	Make	Model	Best Tm	In Lap	Diff	2nd Best	2nd Lap
1	77	Reeves / Cluze	F1 Sidecar	Honda	LCR	1:21.300	4		1:21.923	3
2	1	Birchall / Birchall	F1 Sidecar	Yamaha	LCR	1:21.527	4	0.227	1:21.853	3
3	15	Schofield / Thomas	F1 Sidecar	Suzuki	LCR	1:21.578	4	0.278	1:21.612	7
4	90	Clarke / Graham	F1 Sidecar	Suzuki	LCR	1:22.417	4	1.117	1:22.510	2
5	60	Holland / Knight	F1 Sidecar	Suzuki	LCR	1:22.475	4	1.175	1:23.137	5
6	5	Edwards / Winn	F1 Sidecar	Suzuki	LCR	1:24.634	2	3.334	1:28.518	1
7	8	Bell / Hawes	F1 Sidecar	Suzuki	LCR	1:24.958	5	3.658	1:25.328	3
8	49	Lovelock / Lawrence	F1 Sidecar	Suzuki	LCR	1:25.392	4	4.092	1:26.301	2
9	3	James / Biggs	F1 Sidecar	Suzuki	LCR	1:25.778	6	4.478	1:25.822	5
10	74	Bygrave / Lawson	F1 Sidecar	Suzuki	LCR	1:26.610	5	5.310	1:26.640	6
11	73	Chaplow / Evanson	F1 Sidecar	Suzuki	LCR	1:28.283	6	6.983	1:28.942	4
12	88	Nicol / Pryde	F1 Sidecar	Suzuki	LCR	1:30.888	3	9.588	1:31.159	5
13	69	Lambert / Schofield	F1 Sidecar	Suzuki	LCR	1:30.995	7	9.695	1:31.313	5
14	62	Sloane / Sloane	F1 Sidecar	Suzuki	LCR	1:31.325	3	10.025	1:34.051	2
15	75	Peddar / Steadman	F1 Sidecar	Suzuki	LCR	1:31.418	6	10.118	1:32.430	3
16	2	Parkinson / Tritton	F1 Sidecar	Suzuki	LCR	1:32.632	3	11.332	1:33.082	5
17	10	Robinson / Farmer	F1 Sidecar	Yamaha	LCR	1:33.060	3	11.760	1:35.110	2

Chief Timekeeper:

Clerk of Course:

Weather & Track: Raining / Wet

Results: www.sportstimingservices.com

Printed: 19/09/2010 10:21:25





Thundersport GB - Rounds 14 and 15

Sorted on Laps

Eastern Airways UK F1 Sidecars

Anglesey Circuit 1.550 Miles

Race 6

19/09/2010 12:27

Race started at 12:27:48

Pos	No.	Name	Class	Make	Model	Laps	Total Tm	Diff	Best Tm	In Lap	Best Spd
1	77	Reeves / Cluze	F1 Sidecar	Honda	LCR	9	12:11.306		1:20.099	4	69.664
2	15	Schofield / Thomas	F1 Sidecar	Suzuki	LCR	9	12:26.087	14.781	1:21.452	5	68.507
3	90	Clarke / Graham	F1 Sidecar	Suzuki	LCR	9	12:30.745	19.439	1:21.615	5	68.370
4	1	Birchall / Birchall	F1 Sidecar	Yamaha	LCR	9	12:31.404	20.098	1:20.974	5	68.911
5	11	Gilbert / Allum	F1 Sidecar	Yamaha	LCR	9	12:37.041	25.735	1:22.457	6	67.672
6	16	Peach / Richardson	F1 Sidecar	Suzuki	LCR	9	12:37.241	25.935	1:21.407	3	68.544
7	8	Bell / Hawes	F1 Sidecar	Suzuki	LCR	9	12:48.417	37.111	1:23.557	6	66.781
8	3	James / Biggs	F1 Sidecar	Suzuki	LCR	9	12:49.628	38.322	1:23.589	6	66.755
9	60	Holland / Knight	F1 Sidecar	Suzuki	LCR	9	12:49.872	38.566	1:22.787	5	67.402
10	5	Edwards / Winn	F1 Sidecar	Suzuki	LCR	9	12:54.884	43.578	1:23.249	7	67.028
11	74	Bygrave / Lawson	F1 Sidecar	Suzuki	LCR	9	12:55.599	44.293	1:23.807	5	66.582
12	170	Drowne / Swift	F1 Sidecar	Suzuki	LCR	9	12:57.350	46.044	1:24.161	5	66.301
13	48	Knapton / Belsey	F1 Sidecar	Suzuki	Baker	9	13:06.889	55.583	1:25.837	5	65.007
14	75	Peddar / Steadman	F1 Sidecar	Suzuki	LCR	9	13:07.165	55.859	1:25.800	5	65.035
15	49	Lovelock / Lawrence	F1 Sidecar	Suzuki	LCR	9	13:08.444	57.138	1:24.154	9	66.307
16	69	Lambert / Schofield	F1 Sidecar	Suzuki	LCR	9	13:16.210	1:04.904	1:26.155	9	64.767
17	88	Nicol / Pryde	F1 Sidecar	Suzuki	LCR	9	13:40.749	1:29.443	1:27.732	6	63.603
18	19	Guy / MacBride	F1 Sidecar	Suzuki	LCR	8	12:22.646	1 Lap	1:29.177	7	62.572
19	10	Robinson / Farmer	F1 Sidecar	Yamaha	LCR	8	12:24.149	1 Lap	1:31.113	2	61.243
20	2	Parkinson / Tritton	F1 Sidecar	Suzuki	LCR	8	12:38.426	1 Lap	1:28.830	3	62.817
Not classified ()											
	62	Sloane / Sloane	F1 Sidecar	Suzuki	LCR	8	12:38.654	DNF	1:29.556	7	62.307
	73	Chaplow / Evanson	F1 Sidecar	Suzuki	LCR	1	1:45.658	DNF	1:41.172	1	55.154

Margin of Victory	Avg. Speed	Best Lap Tm	Best Spd	Best Lap by
14.781	68.672	1:20.099	69.664	77 - Reeves / Cluze

Chief Timekeeper:

Clerk of Course:

Weather & Track: Raining / Wet

Results: www.sportstiming.com





Thundersport GB - Rounds 14 and 15

Lapchart

Eastern Airways UK F1 Sidecars

Anglesey Circuit 1.550 Miles

Race 6

19/09/2010 12:27

Race started at 12:27:48

Competitors	Laps									
	0	1	2	3	4	5	6	7	8	9
Birchall / Birchall (1)	1	77	77	77	77	77	77	77	77	77
Reeves / Cluze (77)	2	77	49	49	15	15	15	15	15	15
James / Biggs (3)	3	3	90	15	90	90	90	90	90	90
Lovelock / Lawrence (49)	4	49	15	90	60	60	60	11	1	1
Peach / Richardson (16)	5	16	60	60	49	11	11	1	11	11
Bell / Hawes (8)	6	8	11	11	11	16	1	16	16	16
Schofield / Thomas (15)	7	15	8	8	16	1	16	8	8	8
Clarke / Graham (90)	8	90	3	16	1	8	8	3	3	3
Holland / Knight (60)	9	60	16	1	8	3	3	60	60	60
Chaplow / Evanson (73)	10	73	74	3	3	74	74	74	74	5
Drowne / Swift (170)	11	170	170	74	74	170	170	170	5	74
Edwards / Winn (5)	12	5	1	170	170	5	5	5	5	170
Gilbert / Allum (11)	13	11	48	48	48	48	48	48	48	48
Knapton / Belsey (48)	14	48	75	75	75	75	75	75	75	75
Peddar / Steadman (75)	15	75	2	5	5	69	69	49	49	49
Bygrave / Lawson (74)	16	74	62	2	69	2	49	69	69	69
Sloane / Sloane (62)	17	62	69	69	2	49	10	88	88	88
Guy / MacBride (19)	18	19	10	62	10	10	88	19	19	19
Parkinson / Tritton (2)	19	2	5	10	19	88	19	10	10	10
Lambert / Schofield (69)	20	69	19	19	88	19	2	2	2	2
Nicol / Pryde (88)	21	88	73	88	62	62	62	62	62	62
Robinson / Farmer (10)	22	10	88							

Chief Timekeeper:

Clerk of Course:

Weather & Track: Raining / Wet

Results: www.sportstimingservices.com

Printed: 19/09/2010 12:45:15





Thundersport GB - Rounds 14 and 15

Eastern Airways UK F1 Sidecars

Anglesey Circuit 1.550 Miles

Race 6

19/09/2010 12:27

Race started at 12:27:48

Lap	Lap Tm	Diff	Time of Day
(77) Reeves / Cluze			
1	1:25.678	+5.579	12:29:14.600
2	1:20.572	+0.473	12:30:35.172
3	1:20.530	+0.431	12:31:55.702
4	1:20.099		12:33:15.801
5	1:20.465	+0.366	12:34:36.266
6	1:21.422	+1.323	12:35:57.688
7	1:20.474	+0.375	12:37:18.162
8	1:20.718	+0.619	12:38:38.880
9	1:21.314	+1.215	12:40:00.194
(15) Schofield / Thomas			
1	1:25.817	+4.365	12:29:18.486
2	1:23.930	+2.478	12:30:42.416
3	1:21.539	+0.087	12:32:03.955
4	1:21.512	+0.060	12:33:25.467
5	1:21.452		12:34:46.919
6	1:22.511	+1.059	12:36:09.430
7	1:22.050	+0.598	12:37:31.480
8	1:21.761	+0.309	12:38:53.241
9	1:21.734	+0.282	12:40:14.975
(90) Clarke / Graham			
1	1:25.249	+3.634	12:29:17.997
2	1:25.016	+3.401	12:30:43.013
3	1:22.896	+1.281	12:32:05.909
4	1:22.032	+0.417	12:33:27.941
5	1:21.615		12:34:49.556
6	1:21.879	+0.264	12:36:11.435
7	1:22.094	+0.479	12:37:33.529
8	1:23.426	+1.811	12:38:56.955
9	1:22.678	+1.063	12:40:19.633
(1) Birchall / Birchall			
1	1:35.342	+14.368	12:29:24.230
2	1:22.599	+1.625	12:30:46.829
3	1:21.483	+0.509	12:32:08.312
4	1:24.184	+3.210	12:33:32.496
5	1:20.974		12:34:53.470
6	1:22.597	+1.623	12:36:16.067
7	1:21.396	+0.422	12:37:37.463
8	1:21.083	+0.109	12:38:58.546
9	1:21.746	+0.772	12:40:20.292
(11) Gilbert / Allum			
1	1:26.318	+3.861	12:29:20.337
2	1:23.518	+1.061	12:30:43.855
3	1:23.757	+1.300	12:32:07.612
4	1:22.790	+0.333	12:33:30.402
5	1:22.819	+0.362	12:34:53.221
6	1:22.457		12:36:15.678
7	1:22.902	+0.445	12:37:38.580
8	1:23.848	+1.391	12:39:02.428
9	1:23.501	+1.044	12:40:25.929
(16) Peach / Richardson			
1	1:31.331	+9.924	12:29:23.454
2	1:22.963	+1.556	12:30:46.417
3	1:21.407		12:32:07.824
4	1:23.333	+1.926	12:33:31.157

Lap	Lap Tm	Diff	Time of Day
5	1:22.594	+1.187	12:34:53.751
6	1:23.144	+1.737	12:36:16.895
7	1:22.229	+0.822	12:37:39.124
8	1:23.776	+2.369	12:39:02.900
9	1:23.229	+1.822	12:40:26.129
(8) Bell / Hawes			
1	1:28.856	+5.299	12:29:21.123
2	1:25.005	+1.448	12:30:46.128
3	1:25.734	+2.177	12:32:11.862
4	1:25.082	+1.525	12:33:36.944
5	1:24.412	+0.855	12:35:01.356
6	1:23.557		12:36:24.913
7	1:23.835	+0.278	12:37:48.748
8	1:24.292	+0.735	12:39:13.040
9	1:24.265	+0.708	12:40:37.305
(3) James / Biggs			
1	1:31.597	+8.008	12:29:23.282
2	1:25.316	+1.727	12:30:48.598
3	1:24.759	+1.170	12:32:13.357
4	1:24.207	+0.618	12:33:37.564
5	1:24.393	+0.804	12:35:01.957
6	1:23.589		12:36:25.546
7	1:23.954	+0.365	12:37:49.500
8	1:24.022	+0.433	12:39:13.522
9	1:24.994	+1.405	12:40:38.516
(60) Holland / Knight			
1	1:26.209	+3.422	12:29:19.081
2	1:24.203	+1.416	12:30:43.284
3	1:23.417	+0.630	12:32:06.701
4	1:23.078	+0.291	12:33:29.779
5	1:22.787		12:34:52.566
6	1:33.733	+10.946	12:36:26.299
7	1:23.600	+0.813	12:37:49.899
8	1:23.714	+0.927	12:39:13.613
9	1:25.147	+2.360	12:40:38.760
(5) Edwards / Winn			
1	1:36.708	+13.459	12:29:30.663
2	1:25.500	+2.251	12:30:56.163
3	1:23.811	+0.562	12:32:19.974
4	1:23.968	+0.719	12:33:43.942
5	1:24.484	+1.235	12:35:08.426
6	1:23.517	+0.268	12:36:31.943
7	1:23.249		12:37:55.192
8	1:24.051	+0.802	12:39:19.243
9	1:24.529	+1.280	12:40:43.772
(74) Bygrave /Lawson			
1	1:29.286	+5.479	12:29:23.739
2	1:25.131	+1.324	12:30:48.870
3	1:24.506	+0.699	12:32:13.376
4	1:25.947	+2.140	12:33:39.323
5	1:23.807		12:35:03.130
6	1:25.073	+1.266	12:36:28.203
7	1:24.777	+0.970	12:37:52.980
8	1:25.916	+2.109	12:39:18.896
9	1:25.591	+1.784	12:40:44.487

Lap	Lap Tm	Diff	Time of Day
(170) Drowne / Swift			
1	1:30.397	+6.236	12:29:23.935
2	1:26.443	+2.282	12:30:50.378
3	1:25.162	+1.001	12:32:15.540
4	1:24.976	+0.815	12:33:40.516
5	1:24.161		12:35:04.677
6	1:25.322	+1.161	12:36:29.999
7	1:24.429	+0.268	12:37:54.428
8	1:26.111	+1.950	12:39:20.539
9	1:25.699	+1.538	12:40:46.238
(48) Knapton / Belsey			
1	1:30.665	+4.828	12:29:24.895
2	1:26.732	+0.895	12:30:51.627
3	1:26.739	+0.902	12:32:18.366
4	1:26.756	+0.919	12:33:45.122
5	1:25.837		12:35:10.959
6	1:26.447	+0.610	12:36:37.406
7	1:25.956	+0.119	12:38:03.362
8	1:26.126	+0.289	12:39:29.488
9	1:26.289	+0.452	12:40:55.777
(75) Peddar / Steadman			
1	1:30.948	+5.148	12:29:25.196
2	1:27.546	+1.746	12:30:52.742
3	1:26.212	+0.412	12:32:18.954
4	1:26.791	+0.991	12:33:45.745
5	1:25.800		12:35:11.545
6	1:26.444	+0.644	12:36:37.989
7	1:25.925	+0.125	12:38:03.914
8	1:25.912	+0.112	12:39:29.826
9	1:26.227	+0.427	12:40:56.053
(49) Lovelock / Lawrence			
1	1:25.709	+1.555	12:29:17.793
2	1:24.257	+0.103	12:30:42.050
3	1:25.102	+0.948	12:32:07.152
4	1:48.440	+24.286	12:33:55.592
5	1:24.637	+0.483	12:35:20.229
6	1:24.453	+0.299	12:36:44.682
7	1:24.303	+0.149	12:38:08.985
8	1:24.193	+0.039	12:39:33.178
9	1:24.154		12:40:57.332
(69) Lambert / Schofield			
1	1:33.687	+7.532	12:29:28.962
2	1:28.740	+2.585	12:30:57.702
3	1:27.460	+1.305	12:32:25.162
4	1:26.876	+0.721	12:33:52.038
5	1:27.098	+0.943	12:35:19.136
6	1:26.663	+0.508	12:36:45.799
7	1:26.327	+0.172	12:38:12.126
8	1:26.817	+0.662	12:39:38.943
9	1:26.155		12:41:05.098
(88) Nicol / Pryde			
1	1:41.481	+13.749	12:29:36.876
2	1:30.091	+2.359	12:31:06.967
3	1:29.406	+1.674	12:32:36.373
4	1:28.346	+0.614	12:34:04.719
5	1:31.287	+3.555	12:35:36.006

Chief Timekeeper:

Clerk of Course:

Weather & Track: Raining / Wet

Results: www.sportstimingservices.com





Thundersport GB - Rounds 14 and 15

Eastern Airways UK F1 Sidecars

Anglesey Circuit 1.550 Miles

Race 6

19/09/2010 12:27

Race started at 12:27:48

Lap	Lap Tm	Diff	Time of Day
6	1:27.732		12:37:03.738
7	1:27.870	+0.138	12:38:31.608
8	1:28.606	+0.874	12:40:00.214
9	1:29.423	+1.691	12:41:29.637
<hr/>			
(19) Guy / MacBride			
1	1:37.493	+8.316	12:29:32.470
2	1:30.757	+1.580	12:31:03.227
3	1:30.340	+1.163	12:32:33.567
4	1:31.857	+2.680	12:34:05.424
5	1:31.248	+2.071	12:35:36.672
6	1:31.026	+1.849	12:37:07.698
7	1:29.177		12:38:36.875
8	1:34.659	+5.482	12:40:11.534
<hr/>			
(10) Robinson / Farmer			
1	1:33.213	+2.100	12:29:29.672
2	1:31.113		12:31:00.785
3	1:31.172	+0.059	12:32:31.957
4	1:32.312	+1.199	12:34:04.269
5	1:31.605	+0.492	12:35:35.874
6	1:32.703	+1.590	12:37:08.577
7	1:31.783	+0.670	12:38:40.360
8	1:32.677	+1.564	12:40:13.037
<hr/>			
(2) Parkinson / Tritton			
1	1:32.786	+3.956	12:29:27.842
2	1:29.447	+0.617	12:30:57.289
3	1:28.830		12:32:26.119
4	1:29.247	+0.417	12:33:55.366
5	1:41.708	+12.878	12:35:37.074
6	1:47.568	+18.738	12:37:24.642
7	1:31.185	+2.355	12:38:55.827
8	1:31.487	+2.657	12:40:27.314
<hr/>			
(62) Sloane / Sloane			
1	1:33.664	+4.108	12:29:28.580
2	1:30.523	+0.967	12:30:59.103
3	1:55.832	+26.276	12:32:54.935
4	1:33.085	+3.529	12:34:28.020
5	1:29.772	+0.216	12:35:57.792
6	1:30.099	+0.543	12:37:27.891
7	1:29.556		12:38:57.447
8	1:30.095	+0.539	12:40:27.542
<hr/>			
(73) Chaplow / Evanson			
1	1:41.172		12:29:34.546

Lap Lap Tm Diff Time of Day

Lap Lap Tm Diff Time of Day

Chief Timekeeper:

Clerk of Course:

Weather & Track: Raining / Wet

Results: www.sportstimingservices.com





Thundersport GB - Rounds 14 and 15

Sorted on Laps

Eastern Airways UK F1 Sidecars

Anglesey Circuit 1.550 Miles

Race 14

19/09/2010 16:12

Race started at 16:12:39

Pos	No.	Name	Class	Make	Model	Laps	Total Tm	Diff	Best Tm	In Lap	Best Spd
1	77	Reeves / Cluze	F1 Sidecar	Honda	LCR	14	18:44.556		1:19.024	8	70.611
2	1	Birchall / Birchall	F1 Sidecar	Yamaha	LCR	14	18:48.362	3.806	1:18.952	14	70.676
3	15	Schofield / Thomas	F1 Sidecar	Suzuki	LCR	14	19:03.732	19.176	1:20.109	8	69.655
4	3	James / Biggs	F1 Sidecar	Suzuki	LCR	14	19:19.199	34.643	1:19.817	13	69.910
5	8	Bell / Hawes	F1 Sidecar	Suzuki	LCR	14	19:24.578	40.022	1:21.646	11	68.344
6	73	Chaplow / Evanson	F1 Sidecar	Suzuki	LCR	14	19:25.113	40.557	1:21.324	9	68.614
7	11	Gilbert / Allum	F1 Sidecar	Yamaha	LCR	14	19:28.657	44.101	1:22.345	7	67.764
8	60	Holland / Knight	F1 Sidecar	Suzuki	LCR	14	19:39.208	54.652	1:21.684	7	68.312
9	75	Peddar / Steadman	F1 Sidecar	Suzuki	LCR	14	19:54.024	1:09.468	1:23.370	14	66.931
10	49	Lovelock / Lawrence	F1 Sidecar	Suzuki	LCR	14	19:54.441	1:09.885	1:22.296	9	67.804
11	48	Knapton / Belsey	F1 Sidecar	Suzuki	Baker	14	19:55.659	1:11.103	1:23.028	13	67.206
12	170	Drowne / Swift	F1 Sidecar	Suzuki	LCR	14	20:01.151	1:16.595	1:23.525	10	66.806
13	16	Peach / Richardson	F1 Sidecar	Suzuki	LCR	14	20:01.759	1:17.203	1:21.751	10	68.256
14	19	Guy / MacBride	F1 Sidecar	Suzuki	LCR	14	20:03.908	1:19.352	1:23.169	12	67.092
15	5	Edwards / Winn	F1 Sidecar	Suzuki	LCR	13	18:53.865	1 Lap	1:22.287	9	67.811
16	62	Sloane / Sloane	F1 Sidecar	Suzuki	LCR	13	18:59.476	1 Lap	1:25.075	7	65.589
17	74	Bygrave / Lawson	F1 Sidecar	Suzuki	LCR	13	19:02.673	1 Lap	1:25.083	9	65.583
18	88	Nicol / Pryde	F1 Sidecar	Suzuki	LCR	13	19:14.923	1 Lap	1:25.882	8	64.973
19	10	Robinson / Farmer	F1 Sidecar	Yamaha	LCR	12	18:47.762	2 Laps	1:31.001	5	61.318

Not classified ()

69	Lambert / Schofield	F1 Sidecar	Suzuki	LCR	5	7:58.403	DNF	1:26.492	5	64.515
2	Parkinson / Tritton	F1 Sidecar	Suzuki	LCR	2	3:18.166	DNF	1:34.638	2	58.962
90	Clarke / Graham	F1 Sidecar	Suzuki	LCR	1	1:38.164	DNF	1:34.029	1	59.343

Margin of Victory	Avg. Speed	Best Lap Tm	Best Spd	Best Lap by
3.806	69.467	1:18.952	70.676	1 - Birchall / Birchall

Chief Timekeeper:

Clerk of Course:

Weather & Track: Cloudy / Wet

Results: www.sportstimingservices.com





Thundersport GB - Rounds 14 and 15

Lapchart

Eastern Airways UK F1 Sidecars

Anglesey Circuit 1.550 Miles

Race 14

19/09/2010 16:12

Race started at 16:12:39

Competitors	Laps														
	0	1	2	3	4	5	6	7	8	9	10	11	12	13	14
Birchall / Birchall (1)	1	1	77	77	77	77	77	77	77	77	77	77	77	77	77
Reeves / Cluze (77)	2	77	1	1	1	1	1	1	1	1	1	1	1	1	1
James / Biggs (3)	3	3	8	15	15	15	15	15	15	15	15	15	15	15	15
Peach / Richardson (16)	4	16	15	8	8	8	8	8	8	8	8	8	8	3	3
Bell / Hawes (8)	5	8	75	75	11	11	11	11	11	73	73	73	73	8	8
Lovelock / Lawrence (49)	6	49	11	11	75	73	73	73	73	11	11	11	3	73	73
Clarke / Graham (90)	7	90	73	73	73	75	3	3	3	3	3	3	11	11	11
Schofield / Thomas (15)	8	15	3	3	170	3	75	75	60	60	60	60	60	60	60
Holland / Knight (60)	9	60	170	170	3	170	60	60	5	5	5	5	75	75	75
Chaplow / Evanson (73)	10	73	48	48	5	5	170	5	16	75	75	75	170	49	49
Drowne / Swift (170)	11	170	88	5	48	60	5	16	75	170	170	170	48	48	48
Peddar / Steadman (75)	12	75	90	49	16	48	16	170	170	48	48	49	49	170	170
Knapton / Belsey (48)	13	48	74	88	60	16	48	48	48	49	49	48	19	19	16
Gilbert / Allum (11)	14	11	5	16	88	88	49	49	49	19	19	19	16	16	19
Bygrave / Lawson (74)	15	74	16	19	19	19	19	19	19	16	16	16	62	5	5
Guy / MacBride (19)	16	19	49	69	69	49	62	62	62	62	62	62	5	62	62
Sloane / Sloane (62)	17	62	19	74	74	74	88	88	88	88	74	74	74	74	74
Edwards / Winn (5)	18	5	69	60	49	62	74	74	74	74	88	88	88	88	88
Lambert / Schofield (69)	19	69	10	62	62	10	10	10	10	10	10	10	10	10	10
Nicol / Pryde (88)	20	88	62	10	10	69	69								
Parkinson / Tritton (2)	21	2	2	2											
Robinson / Farmer (10)	22	10	60												

Chief Timekeeper:

Clerk of Course:

Weather & Track: Cloudy / Wet

Results: www.sportstimingservices.com

Printed: 19/09/2010 16:35:13





Thundersport GB - Rounds 14 and 15

Eastern Airways UK F1 Sidecars

Anglesey Circuit 1.550 Miles

Race 14

19/09/2010 16:12

Race started at 16:12:39

Lap	Lap Tm	Diff	Time of Day
(77) Reeves / Cluze			
1	1:25.947	+6.923	16:14:05.560
2	1:20.795	+1.771	16:15:26.355
3	1:20.198	+1.174	16:16:46.553
4	1:19.258	+0.234	16:18:05.811
5	1:19.261	+0.237	16:19:25.072
6	1:19.894	+0.870	16:20:44.966
7	1:19.662	+0.638	16:22:04.628
8	1:19.024		16:23:23.652
9	1:20.080	+1.056	16:24:43.732
10	1:19.340	+0.316	16:26:03.072
11	1:19.758	+0.734	16:27:22.830
12	1:19.579	+0.555	16:28:42.409
13	1:19.963	+0.939	16:30:02.372
14	1:21.639	+2.615	16:31:24.011

(1) Birchall / Birchall			
1	1:26.920	+7.968	16:14:06.375
2	1:21.097	+2.145	16:15:27.472
3	1:20.643	+1.691	16:16:48.115
4	1:20.648	+1.696	16:18:08.763
5	1:20.175	+1.223	16:19:28.938
6	1:20.225	+1.273	16:20:49.163
7	1:19.708	+0.756	16:22:08.871
8	1:20.326	+1.374	16:23:29.197
9	1:19.580	+0.628	16:24:48.777
10	1:19.508	+0.556	16:26:08.285
11	1:19.174	+0.222	16:27:27.459
12	1:20.505	+1.553	16:28:47.964
13	1:20.901	+1.949	16:30:08.865
14	1:18.952		16:31:27.817

(15) Schofield / Thomas			
1	1:25.977	+5.868	16:14:09.675
2	1:24.174	+4.065	16:15:33.849
3	1:21.826	+1.717	16:16:55.675
4	1:21.646	+1.537	16:18:17.321
5	1:20.916	+0.807	16:19:38.237
6	1:20.499	+0.390	16:20:58.736
7	1:20.668	+0.559	16:22:19.404
8	1:20.109		16:23:39.513
9	1:20.385	+0.276	16:24:59.898
10	1:20.623	+0.514	16:26:20.521
11	1:20.114	+0.005	16:27:40.635
12	1:20.948	+0.839	16:29:01.583
13	1:20.781	+0.672	16:30:22.364
14	1:20.823	+0.714	16:31:43.187

(3) James / Biggs			
1	1:32.099	+12.282	16:14:14.498
2	1:24.575	+4.758	16:15:39.073
3	1:25.463	+5.646	16:17:04.536
4	1:23.203	+3.386	16:18:27.739
5	1:23.695	+3.878	16:19:51.434
6	1:21.900	+2.083	16:21:13.334
7	1:20.782	+0.965	16:22:34.116
8	1:22.156	+2.339	16:23:56.272
9	1:20.918	+1.101	16:25:17.190
10	1:21.034	+1.217	16:26:38.224
11	1:20.227	+0.410	16:27:58.451

12	1:20.476	+0.659	16:29:18.927
13	1:19.817		16:30:38.744
14	1:19.910	+0.093	16:31:58.654
(8) Bell / Hawes			
1	1:26.425	+4.779	16:14:09.493
2	1:25.207	+3.561	16:15:34.700
3	1:23.309	+1.663	16:16:58.009
4	1:22.032	+0.386	16:18:20.041
5	1:22.374	+0.728	16:19:42.415
6	1:22.154	+0.508	16:21:04.569
7	1:21.849	+0.203	16:22:26.418
8	1:23.456	+1.810	16:23:49.874
9	1:22.821	+1.175	16:25:12.695
10	1:23.516	+1.870	16:26:36.211
11	1:21.646		16:27:57.857
12	1:22.452	+0.806	16:29:20.309
13	1:21.745	+0.099	16:30:42.054
14	1:21.979	+0.333	16:32:04.033

(73) Chaplow / Evanson			
1	1:29.064	+7.740	16:14:13.240
2	1:23.819	+2.495	16:15:37.059
3	1:24.107	+2.783	16:17:01.166
4	1:22.158	+0.834	16:18:23.324
5	1:22.276	+0.952	16:19:45.600
6	1:22.787	+1.463	16:21:08.387
7	1:22.333	+1.009	16:22:30.720
8	1:21.626	+0.302	16:23:52.346
9	1:21.324		16:25:13.670
10	1:22.984	+1.660	16:26:36.654
11	1:21.627	+0.303	16:27:58.281
12	1:22.973	+1.649	16:29:21.254
13	1:21.485	+0.161	16:30:42.739
14	1:21.829	+0.505	16:32:04.568

(11) Gilbert / Allum			
1	1:27.855	+5.510	16:14:13.108
2	1:23.637	+1.292	16:15:36.745
3	1:23.081	+0.736	16:16:59.826
4	1:23.128	+0.783	16:18:22.954
5	1:22.481	+0.136	16:19:45.435
6	1:22.679	+0.334	16:21:08.114
7	1:22.345		16:22:30.459
8	1:22.376	+0.031	16:23:52.835
9	1:22.454	+0.109	16:25:15.289
10	1:22.808	+0.463	16:26:38.097
11	1:22.519	+0.174	16:28:00.616
12	1:22.449	+0.104	16:29:23.065
13	1:22.577	+0.232	16:30:45.642
14	1:22.470	+0.125	16:32:08.112

(60) Holland / Knight			
1	1:40.313	+18.629	16:14:24.148
2	1:24.432	+2.748	16:15:48.580
3	1:22.153	+0.469	16:17:10.733
4	1:22.325	+0.641	16:18:33.058
5	1:21.900	+0.216	16:19:54.958
6	1:22.958	+1.274	16:21:17.916
7	1:21.684		16:22:39.600
8	1:22.041	+0.357	16:24:01.641

9	1:21.686	+0.002	16:25:23.327
10	1:22.566	+0.882	16:26:45.893
11	1:23.381	+1.697	16:28:09.274
12	1:23.084	+1.400	16:29:32.358
13	1:22.666	+0.982	16:30:55.024
14	1:23.639	+1.955	16:32:18.663
(75) Peddar / Steadman			
1	1:26.280	+2.910	16:14:11.306
2	1:24.889	+1.519	16:15:36.195
3	1:24.631	+1.261	16:17:00.826
4	1:26.318	+2.948	16:18:27.144
5	1:25.392	+2.022	16:19:52.536
6	1:25.277	+1.907	16:21:17.813
7	1:26.451	+3.081	16:22:44.264
8	1:25.247	+1.877	16:24:09.511
9	1:23.828	+0.458	16:25:33.339
10	1:24.749	+1.379	16:26:58.088
11	1:23.778	+0.408	16:28:21.866
12	1:23.693	+0.323	16:29:45.559
13	1:24.550	+1.180	16:31:10.109
14	1:23.370		16:32:33.479

(49) Lovelock / Lawrence			
1	1:35.260	+12.964	16:14:18.497
2	1:26.337	+4.041	16:15:44.834
3	1:31.553	+9.257	16:17:16.387
4	1:24.138	+1.842	16:18:40.525
5	1:24.121	+1.825	16:20:04.646
6	1:23.378	+1.082	16:21:28.024
7	1:23.089	+0.793	16:22:51.113
8	1:23.105	+0.809	16:24:14.218
9	1:22.296		16:25:36.514
10	1:22.743	+0.447	16:26:59.257
11	1:24.920	+2.624	16:28:24.177
12	1:22.963	+0.667	16:29:47.140
13	1:23.192	+0.896	16:31:10.332
14	1:23.564	+1.268	16:32:33.896

(48) Knapton / Belsey			
1	1:31.400	+8.372	16:14:16.519
2	1:26.244	+3.216	16:15:42.763
3	1:26.241	+3.213	16:17:09.004
4	1:25.441	+2.413	16:18:34.445
5	1:25.136	+2.108	16:19:59.581
6	1:25.051	+2.023	16:21:24.632
7	1:23.877	+0.849	16:22:48.509
8	1:24.238	+1.210	16:24:12.747
9	1:23.416	+0.388	16:25:36.163
10	1:23.755	+0.727	16:26:59.918
11	1:24.135	+1.107	16:28:24.053
12	1:24.319	+1.291	16:29:48.372
13	1:23.028		16:31:11.400
14	1:23.714	+0.686	16:32:35.114

(170) Drowne / Swift			
1	1:30.259	+6.734	16:14:14.956
2	1:24.632	+1.107	16:15:39.588
3	1:24.333	+0.808	16:17:03.921
4	1:26.076	+2.551	16:18:29.997
5	1:25.978	+2.453	16:19:55.975

Chief Timekeeper:

Clerk of Course:

Weather & Track: Cloudy / Wet

Results: www.sportstimingservices.com

Printed: 19/09/2010 16:34:56





Thundersport GB - Rounds 14 and 15

Eastern Airways UK F1 Sidecars

Anglesey Circuit 1.550 Miles

Race 14

19/09/2010 16:12

Race started at 16:12:39

Lap	Lap Tm	Diff	Time of Day
6	1:25.950	+2.425	16:21:21.925
7	1:25.113	+1.588	16:22:47.038
8	1:23.866	+0.341	16:24:10.904
9	1:24.473	+0.948	16:25:35.377
10	1:23.525		16:26:58.902
11	1:24.690	+1.165	16:28:23.592
12	1:26.521	+2.996	16:29:50.113
13	1:25.054	+1.529	16:31:15.167
14	1:25.439	+1.914	16:32:40.606

(16) Peach / Richardson

1	1:35.338	+13.587	16:14:18.239
2	1:27.728	+5.977	16:15:45.967
3	1:23.965	+2.214	16:17:09.932
4	1:25.047	+3.296	16:18:34.979
5	1:23.035	+1.284	16:19:58.014
6	1:22.809	+1.058	16:21:20.823
7	1:22.716	+0.965	16:22:43.539
8	1:42.005	+20.254	16:24:25.544
9	1:23.138	+1.387	16:25:48.682
10	1:21.751		16:27:10.433
11	1:23.090	+1.339	16:28:33.523
12	1:22.606	+0.855	16:29:56.129
13	1:22.583	+0.832	16:31:18.712
14	1:22.502	+0.751	16:32:41.214

(19) Guy / MacBride

1	1:33.528	+10.359	16:14:18.996
2	1:27.458	+4.289	16:15:46.454
3	1:27.334	+4.165	16:17:13.788
4	1:26.611	+3.442	16:18:40.399
5	1:25.972	+2.803	16:20:06.371
6	1:24.697	+1.528	16:21:31.068
7	1:23.947	+0.778	16:22:55.015
8	1:24.358	+1.189	16:24:19.373
9	1:24.109	+0.940	16:25:43.482
10	1:24.050	+0.881	16:27:07.532
11	1:23.619	+0.450	16:28:31.151
12	1:23.169		16:29:54.320
13	1:24.221	+1.052	16:31:18.541
14	1:24.822	+1.653	16:32:43.363

(5) Edwards / Winn

1	1:32.326	+10.039	16:14:18.195
2	1:25.967	+3.680	16:15:44.162
3	1:23.767	+1.480	16:17:07.929
4	1:24.841	+2.554	16:18:32.770
5	1:23.739	+1.452	16:19:56.509
6	1:22.708	+0.421	16:21:19.217
7	1:23.217	+0.930	16:22:42.434
8	1:22.338	+0.051	16:24:04.772
9	1:22.287		16:25:27.059
10	1:22.548	+0.261	16:26:49.607
11	1:55.746	+33.459	16:28:45.353
12	1:24.665	+2.378	16:30:10.018
13	1:23.302	+1.015	16:31:33.320

(62) Sloane / Sloane

1	1:35.857	+10.782	16:14:21.676
2	1:28.761	+3.686	16:15:50.437
3	1:27.701	+2.626	16:17:18.138

Lap	Lap Tm	Diff	Time of Day
4	1:25.920	+0.845	16:18:44.058
5	1:26.410	+1.335	16:20:10.468
6	1:25.175	+0.100	16:21:35.643
7	1:25.075		16:23:00.718
8	1:26.268	+1.193	16:24:26.986
9	1:25.526	+0.451	16:25:52.512
10	1:25.744	+0.669	16:27:18.256
11	1:27.017	+1.942	16:28:45.273
12	1:26.932	+1.857	16:30:12.205
13	1:26.726	+1.651	16:31:38.931

(74) Bygrave / Lawson

1	1:32.381	+7.298	16:14:17.665
2	1:30.568	+5.485	16:15:48.233
3	1:27.827	+2.744	16:17:16.060
4	1:27.439	+2.356	16:18:43.499
5	1:28.313	+3.230	16:20:11.812
6	1:27.253	+2.170	16:21:39.065
7	1:27.100	+2.017	16:23:06.165
8	1:25.411	+0.328	16:24:31.576
9	1:25.083		16:25:56.659
10	1:26.244	+1.161	16:27:22.903
11	1:26.728	+1.645	16:28:49.631
12	1:26.657	+1.574	16:30:16.288
13	1:25.840	+0.757	16:31:42.128

(88) Nicol / Pryde

1	1:30.871	+4.989	16:14:17.195
2	1:28.559	+2.677	16:15:45.754
3	1:27.678	+1.796	16:17:13.432
4	1:26.661	+0.779	16:18:40.093
5	1:31.076	+5.194	16:20:11.169
6	1:27.752	+1.870	16:21:38.921
7	1:26.387	+0.505	16:23:05.308
8	1:25.882		16:24:31.190
9	1:27.073	+1.191	16:25:58.263
10	1:29.374	+3.492	16:27:27.637
11	1:28.652	+2.770	16:28:56.289
12	1:29.185	+3.303	16:30:25.474
13	1:28.904	+3.022	16:31:54.378

(10) Robinson / Farmer

1	1:33.105	+2.104	16:14:20.062
2	1:32.982	+1.981	16:15:53.044
3	1:32.506	+1.505	16:17:25.550
4	1:32.129	+1.128	16:18:57.679
5	1:31.001		16:20:28.680
6	1:33.295	+2.294	16:22:01.975
7	1:33.129	+2.128	16:23:35.104
8	1:33.259	+2.258	16:25:08.363
9	1:34.767	+3.766	16:26:43.130
10	1:34.673	+3.672	16:28:17.803
11	1:33.657	+2.656	16:29:51.460
12	1:35.757	+4.756	16:31:27.217

(69) Lambert / Schofield

1	1:33.309	+6.817	16:14:19.347
2	1:28.659	+2.167	16:15:48.006
3	1:26.744	+0.252	16:17:14.750
4	1:56.616	+30.124	16:19:11.366
5	1:26.492		16:20:37.858

Lap	Lap Tm	Diff	Time of Day
<u>(2) Parkinson / Tritton</u>			
1	1:36.550	+1.912	16:14:22.983
2	1:34.638		16:15:57.621
<u>(90) Clarke / Graham</u>			
1	1:34.029		16:14:17.619

Chief Timekeeper:

Clerk of Course:

Weather & Track: Cloudy / Wet

Results: www.sportstimingservices.com

Printed: 19/09/2010 16:34:56





Thundersport GB - Rounds 14 and 15

Sorted on Best Lap time

Michelin Thundersport GP2 & Minitwin

Anglesey Circuit 1.550 Miles

Qualifying

18/09/2010 10:11

Practice started at 10:11:57

Pos	No.	Name	Class	Make	Model	Best Tm	In Lap	Diff	2nd Best	2nd Lap
1	100	Connor Tagg	GP2	Aprilia	450	1:11.602	15		1:11.903	14
2	111	Alex Heaton	GP2	Ducati	800	1:12.055	13	0.453	1:12.201	11
3	7	Alex Hutchinson	GP2	Kawasaki	400	1:12.575	9	0.973	1:12.729	7
4	25	Ben Gautrey	GP2	Aprilia	450	1:13.078	5	1.476	1:13.158	6
5	30	Liam Shellcock	GP2	Aprilia	450	1:13.139	4	1.537	1:13.745	3
6	101	Andy Lawson	Minitwin	Suzuki	650 M	1:13.706	4	2.104	1:14.262	3
7	35	Clive White	Minitwin	Suzuki	650 M	1:13.803	4	2.201	1:14.023	5
8	414	Matt Davies	GP2	Aprilia	450	1:14.162	12	2.560	1:14.258	14
9	14	Will Hodgson	GP2	Aprilia	450	1:14.219	9	2.617	1:14.557	6
10	80	Acea Webb	GP2	Aprilia	450	1:15.573	13	3.971	1:15.975	14
11	19	Blake Woulds	GP2	Aprilia	450	1:16.181	8	4.579	1:16.508	15
12	94	Phil Page	GP2	Aprilia	450	1:16.350	9	4.748	1:16.883	11
13	3	Micheal Clifford	GP2	Aprilia	450	1:16.617	3	5.015	1:16.820	13
14	64	Adam Palfreman	GP2	Suzuki	650	1:17.221	14	5.619	1:17.235	15
15	22	Sam Nicholson	Minitwin	Suzuki	650 M	1:19.512	14	7.910	1:20.289	11
16	5	Paul Maxfield	GP2	Honda	400	1:21.604	4	10.002	1:22.181	2
17	73	Charlie Mowbray	GP2	Suzuki	650	1:21.613	11	10.011	1:22.364	12
18	888	Alex Pykett	Minitwin	Suzuki	650 M	1:23.779	13	12.177	1:24.337	9
19	17	Ian Popplewell	Minitwin	Kawasaki	650 M		0			0

Chief Timekeeper:

Clerk of Course:

Weather & Track: Bright / Dry

Results: www.sportstimingservices.com

Printed: 18/09/2010 10:33:29





Thundersport GB - Rounds 14 and 15

Sorted on Laps

Michelin Thundersport GP2 & Minitwin

Anglesey Circuit 1.550 Miles

Race 2

18/09/2010 13:13

Race started at 13:13:14

Pos	No.	Name	Class	Make	Model	Laps	Total Tm	Diff	Best Tm	Best Spd	In Lap
1	414	Matt Davies	GP2	Aprilia	450	10	13:31.584		1:18.486	71.095	8
2	100	Connor Tagg	GP2	Aprilia	450	10	13:35.030	3.446	1:19.966	69.780	3
3	25	Ben Gautrey	GP2	Aprilia	450	10	13:35.145	3.561	1:20.920	68.957	10
4	64	Adam Palfreman	GP2	Suzuki	650	10	13:37.746	6.162	1:19.352	70.320	3
5	14	Will Hodgson	GP2	Aprilia	450	10	13:38.163	6.579	1:19.859	69.873	8
6	30	Liam Shellcock	GP2	Aprilia	450	10	13:45.850	14.266	1:20.236	69.545	9
7	111	Alex Heaton	GP2	Ducati	800	10	13:54.494	22.910	1:22.332	67.774	3
8	101	Andy Lawson	Minitwin	Suzuki	650 M	10	14:00.390	28.806	1:22.322	67.783	4
9	80	Acea Webb	GP2	Aprilia	450	10	14:01.489	29.905	1:22.409	67.711	2
10	94	Phil Page	GP2	Aprilia	450	10	14:38.902	1:07.318	1:25.859	64.990	2
11	19	Blake Woulds	GP2	Aprilia	450	10	14:53.447	1:21.863	1:27.425	63.826	1
12	73	Charlie Mowbray	GP2	Suzuki	650	9	13:38.710	1 Lap	1:27.458	63.802	4
13	22	Sam Nicholson	Minitwin	Suzuki	650 M	9	13:50.837	1 Lap	1:30.042	61.971	2
14	5	Paul Maxfield	GP2	Honda	400	9	13:55.096	1 Lap	1:29.810	62.131	4
15	3	Micheal Clifford	GP2	Aprilia	450	9	14:01.286	1 Lap	1:30.715	61.511	2
16	888	Alex Pykett	Minitwin	Suzuki	650 M	8	13:27.512	2 Laps	1:38.193	56.827	1
Not classified ()											
	17	Ian Popplewell	Minitwin	Kawasaki	650 M	2	2:55.344	DNF	1:23.385	66.919	2
	35	Clive White	Minitwin	Suzuki	650 M	1	1:25.440	DNF	1:21.934	68.104	1
	7	Alex Hutchinson	GP2	Kawasaki	400	1	1:26.030	DNF	1:26.030	64.861	1

Margin of Victory	Avg. Speed	Best Lap Tm	Best Spd	Best Lap by
3.446	68.754	1:18.486	71.095	414 - Matt Davies

Chief Timekeeper:

Clerk of Course:

Weather & Track: Raining / Wet

Results: www.sportstiming.com





Thundersport GB - Rounds 14 and 15

Lapchart

Michelin Thundersport GP2 & Minitwin

Anglesey Circuit 1.550 Miles

Race 2

18/09/2010 13:13

Race started at 13:13:14

Competitors	Laps											
	0	1	2	3	4	5	6	7	8	9	10	
Alex Hutchinson (7)	1	7	25	25	25	100	100	100	100	100	414	414
Alex Heaton (111)	2	111	35	100	100	25	25	25	25	414	100	100
Connor Tagg (100)	3	100	7	64	64	64	64	64	64	25	25	25
Ben Gautrey (25)	4	25	100	101	30	14	14	414	414	64	64	64
Liam Shellcock (30)	5	30	101	30	101	101	414	14	14	14	14	14
Andy Lawson (101)	6	101	64	14	14	30	30	30	30	30	30	30
Clive White (35)	7	35	111	111	414	414	101	111	111	111	111	111
Matt Davies (414)	8	414	30	414	111	111	111	101	101	101	101	101
Blake Woulds (19)	9	19	414	80	80	80	80	80	80	80	80	80
Acea Webb (80)	10	80	14	17	94	94	94	94	94	94	94	94
Micheal Clifford (3)	11	3	80	94	19	19	19	19	19	19	19	19
Phil Page (94)	12	94	19	19	22	73	73	73	73	73	73	73
Adam Palfreman (64)	13	64	17	22	73	22	22	22	22	22	22	22
Sam Nicholson (22)	14	22	94	73	5	5	5	5	5	5	5	5
Paul Maxfield (5)	15	5	22	3	3	3	3	3	3	3	3	3
Ian Popplewell (17)	16	17	3	5	888	888	888	888	888	888	888	888
Will Hodgson (14)	17	14	73	888								
Alex Pykett (888)	18	888	5									
Charlie Mowbray (73)	19	73	888									

Chief Timekeeper:

Clerk of Course:

Weather & Track: Raining / Wet

Results: www.sportstimingservices.com

Printed: 18/09/2010 13:32:25





Thundersport GB - Rounds 14 and 15

Michelin Thundersport GP2 & Minitwin

Anglesey Circuit 1.550 Miles

Race 2

18/09/2010 13:13

Race started at 13:13:14

Lap	Lap Tm	Diff	Time of Day
(414) Matt Davies			
1	1:25.429	+6.943	13:14:43.707
2	1:22.732	+4.246	13:16:06.439
3	1:22.180	+3.694	13:17:28.619
4	1:22.297	+3.811	13:18:50.916
5	1:19.977	+1.491	13:20:10.893
6	1:18.843	+0.357	13:21:29.736
7	1:19.047	+0.561	13:22:48.783
8	1:18.486		13:24:07.269
9	1:20.075	+1.589	13:25:27.344
10	1:18.774	+0.288	13:26:46.118

(100) Connor Tagg			
1	1:26.616	+6.650	13:14:41.666
2	1:20.601	+0.635	13:16:02.267
3	1:19.966		13:17:22.233
4	1:20.202	+0.236	13:18:42.435
5	1:21.114	+1.148	13:20:03.549
6	1:21.213	+1.247	13:21:24.762
7	1:21.027	+1.061	13:22:45.789
8	1:20.761	+0.795	13:24:06.550
9	1:21.804	+1.838	13:25:28.354
10	1:21.210	+1.244	13:26:49.564

(25) Ben Gautrey			
1	1:24.298	+3.378	13:14:39.787
2	1:21.094	+0.174	13:16:00.881
3	1:20.991	+0.071	13:17:21.872
4	1:21.027	+0.107	13:18:42.899
5	1:20.973	+0.053	13:20:03.872
6	1:21.182	+0.262	13:21:25.054
7	1:21.454	+0.534	13:22:46.508
8	1:21.044	+0.124	13:24:07.552
9	1:21.207	+0.287	13:25:28.759
10	1:20.920		13:26:49.679

(64) Adam Palfreman			
1	1:23.977	+4.625	13:14:42.908
2	1:20.491	+1.139	13:16:03.399
3	1:19.352		13:17:22.751
4	1:20.940	+1.588	13:18:43.691
5	1:20.905	+1.553	13:20:04.596
6	1:21.070	+1.718	13:21:25.666
7	1:21.305	+1.953	13:22:46.971
8	1:21.194	+1.842	13:24:08.165
9	1:22.245	+2.893	13:25:30.410
10	1:21.870	+2.518	13:26:52.280

(14) Will Hodgson			
1	1:25.324	+5.465	13:14:44.882
2	1:21.242	+1.383	13:16:06.124
3	1:22.494	+2.635	13:17:28.618
4	1:21.366	+1.507	13:18:49.984
5	1:20.156	+0.297	13:20:10.140
6	1:20.453	+0.594	13:21:30.593
7	1:19.967	+0.108	13:22:50.560
8	1:19.859		13:24:10.419
9	1:21.228	+1.369	13:25:31.647
10	1:21.050	+1.191	13:26:52.697

Lap	Lap Tm	Diff	Time of Day
(30) Liam Shellcock			
1	1:27.194	+6.958	13:14:43.397
2	1:22.257	+2.021	13:16:05.654
3	1:21.869	+1.633	13:17:27.523
4	1:23.278	+3.042	13:18:50.801
5	1:22.180	+1.944	13:20:12.981
6	1:22.294	+2.058	13:21:35.275
7	1:21.233	+0.997	13:22:56.508
8	1:20.470	+0.234	13:24:16.978
9	1:20.236		13:25:37.214
10	1:23.170	+2.934	13:27:00.384

(111) Alex Heaton			
1	1:28.133	+5.801	13:14:43.138
2	1:23.212	+0.880	13:16:06.350
3	1:22.322		13:17:28.682
4	1:22.680	+0.348	13:18:51.362
5	1:22.538	+0.206	13:20:13.900
6	1:22.506	+0.174	13:21:36.406
7	1:22.636	+0.304	13:22:59.042
8	1:22.948	+0.616	13:24:21.990
9	1:22.557	+0.225	13:25:44.547
10	1:24.481	+2.149	13:27:09.028

(101) Andy Lawson			
1	1:25.005	+2.683	13:14:42.737
2	1:22.606	+0.284	13:16:05.343
3	1:22.814	+0.492	13:17:28.157
4	1:22.322		13:18:50.479
5	1:23.187	+0.865	13:20:13.666
6	1:23.759	+1.437	13:21:37.425
7	1:24.488	+2.166	13:23:01.913
8	1:24.266	+1.944	13:24:26.179
9	1:24.231	+1.909	13:25:50.410
10	1:24.514	+2.192	13:27:14.924

(80) Acea Webb			
1	1:26.634	+4.225	13:14:45.224
2	1:22.409		13:16:07.633
3	1:23.549	+1.140	13:17:31.182
4	1:22.958	+0.549	13:18:54.140
5	1:22.613	+0.204	13:20:16.753
6	1:22.678	+0.269	13:21:39.431
7	1:23.798	+1.389	13:23:03.229
8	1:23.432	+1.023	13:24:26.661
9	1:24.290	+1.881	13:25:50.951
10	1:25.072	+2.663	13:27:16.023

(94) Phil Page			
1	1:28.118	+2.259	13:14:46.904
2	1:25.859		13:16:12.763
3	1:26.464	+0.605	13:17:39.227
4	1:26.681	+0.822	13:19:05.908
5	1:26.593	+0.734	13:20:32.501
6	1:26.219	+0.360	13:21:58.720
7	1:27.764	+1.905	13:23:26.484
8	1:29.429	+3.570	13:24:55.913
9	1:28.596	+2.737	13:26:24.509
10	1:28.927	+3.068	13:27:53.436

(19) Blake Woulds

Lap	Lap Tm	Diff	Time of Day
1	1:27.425		13:14:45.934
2	1:27.761	+0.336	13:16:13.695
3	1:28.720	+1.295	13:17:42.415
4	1:29.521	+2.096	13:19:11.936
5	1:29.267	+1.842	13:20:41.203
6	1:29.372	+1.947	13:22:10.575
7	1:29.256	+1.831	13:23:39.831
8	1:29.753	+2.328	13:25:09.584
9	1:29.671	+2.246	13:26:39.255
10	1:28.726	+1.301	13:28:07.981

(73) Charlie Mowbray			
1	1:33.446	+5.988	13:14:53.519
2	1:28.993	+1.535	13:16:22.512
3	1:28.912	+1.454	13:17:51.424
4	1:27.458		13:19:18.882
5	1:28.729	+1.271	13:20:47.611
6	1:29.955	+2.497	13:22:17.566
7	1:31.192	+3.734	13:23:48.758
8	1:31.246	+3.788	13:25:20.004
9	1:33.240	+5.782	13:26:53.244

(22) Sam Nicholson			
1	1:30.987	+0.945	13:14:50.101
2	1:30.042		13:16:20.143
3	1:30.901	+0.859	13:17:51.044
4	1:31.127	+1.085	13:19:22.171
5	1:31.231	+1.189	13:20:53.402
6	1:32.164	+2.122	13:22:25.566
7	1:31.917	+1.875	13:23:57.483
8	1:34.005	+3.963	13:25:31.488
9	1:33.883	+3.841	13:27:05.371

(5) Paul Maxfield			
1	1:34.343	+4.533	13:14:53.804
2	1:30.637	+0.827	13:16:24.441
3	1:31.602	+1.792	13:17:56.043
4	1:29.810		13:19:25.853
5	1:31.051	+1.241	13:20:56.904
6	1:31.294	+1.484	13:22:28.198
7	1:32.829	+3.019	13:24:01.027
8	1:34.183	+4.373	13:25:35.210
9	1:34.420	+4.610	13:27:09.630

(3) Micheal Clifford			
1	1:34.268	+3.553	13:14:52.928
2	1:30.715		13:16:23.643
3	1:32.868	+2.153	13:17:56.511
4	1:32.635	+1.920	13:19:29.146
5	1:33.334	+2.619	13:21:02.480
6	1:30.827	+0.112	13:22:33.307
7	1:31.565	+0.850	13:24:04.872
8	1:34.291	+3.576	13:25:39.163
9	1:36.657	+5.942	13:27:15.820

(888) Alex Pykett			
1	1:38.193		13:14:58.017
2	1:40.007	+1.814	13:16:38.024
3	1:39.461	+1.268	13:18:17.485
4	1:39.401	+1.208	13:19:56.886
5	1:39.711	+1.518	13:21:36.597

Chief Timekeeper:

Clerk of Course:

Weather & Track: Raining / Wet

Results: www.sportstimingservices.com

Printed: 18/09/2010 13:31:48





Thundersport GB - Rounds 14 and 15

Michelin Thundersport GP2 & Minitwin

Anglesey Circuit 1.550 Miles

Race 2

18/09/2010 13:13

Race started at 13:13:14

Lap	Lap Tm	Diff	Time of Day
6	1:41.128	+2.935	13:23:17.725
7	1:42.926	+4.733	13:25:00.651
8	1:41.395	+3.202	13:26:42.046

(17) Ian Popplewell

1	1:26.954	+3.569	13:14:46.493
2	1:23.385		13:16:09.878

(35) Clive White

1	1:21.934		13:14:39.974
---	----------	--	--------------

(7) Alex Hutchinson

1	1:26.030		13:14:40.564
---	----------	--	--------------

Lap	Lap Tm	Diff	Time of Day
-----	--------	------	-------------

Lap	Lap Tm	Diff	Time of Day
-----	--------	------	-------------

Chief Timekeeper:

Clerk of Course:

Weather & Track: Raining / Wet

Results: www.sportstimingservices.com

Printed: 18/09/2010 13:31:48





Thundersport GB - Rounds 14 and 15

Sorted on Laps

Michelin Thundersport GP2 & Minitwin

Anglesey Circuit 1.550 Miles

Race 10

18/09/2010 16:41

Race started at 16:41:20

Pos	No.	Name	Class	Make	Model	Laps	Total Tm	Diff	Best Tm	In Lap	Best Spd
1	414	Matt Davies	GP2	Aprilia	450	10	13:31.274		1:18.834	8	70.782
2	100	Connor Tagg	GP2	Aprilia	450	10	13:34.254	2.980	1:19.665	10	70.043
3	101	Andy Lawson	Minitwin	Suzuki	650 M	10	14:05.489	34.215	1:23.334	10	66.959
4	7	Alex Hutchinson	GP2	Kawasaki	400	10	14:18.454	47.180	1:23.922	10	66.490
5	111	Alex Heaton	GP2	Ducati	800	10	14:19.289	48.015	1:24.269	10	66.217
6	80	Acea Webb	GP2	Aprilia	450	10	14:42.294	1:11.020	1:25.545	2	65.229
7	64	Adam Palfreman	GP2	Suzuki	650	10	14:42.829	1:11.555	1:25.958	9	64.915
8	14	Will Hodgson	GP2	Aprilia	450	10	14:49.689	1:18.415	1:26.879	7	64.227
9	3	Micheal Clifford	GP2	Aprilia	450	9	13:42.985	1 Lap	1:29.488	5	62.355
10	17	Ian Popplewell	Minitwin	Kawasaki	650 M	9	13:46.254	1 Lap	1:28.980	9	62.711
11	22	Sam Nicholson	Minitwin	Suzuki	650 M	9	14:05.413	1 Lap	1:31.002	8	61.317
12	5	Paul Maxfield	GP2	Honda	400	9	14:29.463	1 Lap	1:34.153	5	59.265
13	888	Alex Pykett	Minitwin	Suzuki	650 M	9	14:44.638	1 Lap	1:34.433	9	59.090
14	73	Charlie Mowbray	GP2	Suzuki	650	9	14:57.462	1 Lap	1:34.676	3	58.938

Not classified ()

35	Clive White	Minitwin	Suzuki	650 M	6	8:28.586	DNF	1:22.148	6	67.926
94	Phil Page	GP2	Aprilia	450	3	4:33.690	DNF	1:28.771	2	62.858
19	Blake Woulds	GP2	Aprilia	450	1	1:46.116	DNF	1:43.233	1	54.052
25	Ben Gautrey	GP2	Aprilia	450		1.933	DNF		0	-
30	Liam Shellcock	GP2	Aprilia	450		2.241	DNF		0	-

Margin of Victory	Avg. Speed	Best Lap Tm	Best Spd	Best Lap by
2.980	68.781	1:18.834	70.782	414 - Matt Davies

Chief Timekeeper:

Clerk of Course:

Weather & Track: Raining / Wet

Results: www.sportstiming.com





Thundersport GB - Rounds 14 and 15

Lapchart

Michelin Thundersport GP2 & Minitwin

Anglesey Circuit 1.550 Miles

Race 10

18/09/2010 16:41

Race started at 16:41:20

Competitors	Laps										
	0	1	2	3	4	5	6	7	8	9	10
Connor Tagg (100)	1	100	100	100	100	100	100	414	414	414	414
Alex Heaton (111)	2	111	101	101	414	414	414	100	100	100	100
Alex Hutchinson (7)	3	7	14	35	101	101	35	35	101	101	101
Ben Gautrey (25)	4	25	7	414	35	35	101	101	7	7	7
Andy Lawson (101)	5	101	35	7	7	111	111	7	111	111	111
Liam Shellcock (30)	6	30	111	111	111	7	7	111	80	64	80
Clive White (35)	7	35	414	14	14	14	64	64	64	80	64
Will Hodgson (14)	8	14	94	94	80	80	14	80	14	14	14
Matt Davies (414)	9	414	64	80	94	64	80	14	3	3	3
Blake Woulds (19)	10	19	80	64	64	3	3	3	17	17	17
Phil Page (94)	11	94	3	3	3	17	17	17	22	22	22
Acea Webb (80)	12	80	17	17	17	22	22	22	5	5	5
Micheal Clifford (3)	13	3	22	22	22	5	5	5	73	73	888
Paul Maxfield (5)	14	5	19	5	5	73	73	73	888	888	73
Adam Palfreman (64)	15	64	5	73	73	888	888	888			
Sam Nicholson (22)	16	22	888	888	888						
Charlie Mowbray (73)	17	73	73								
Ian Popplewell (17)	18	17									
Alex Pykett (888)	19	888									

Chief Timekeeper:

Clerk of Course:

Weather & Track: Raining / Wet

Results: www.sportstimingservices.com

Printed: 18/09/2010 16:58:18





Thundersport GB - Rounds 14 and 15

Michelin Thundersport GP2 & Minitwin

Anglesey Circuit 1.550 Miles

Race 10

18/09/2010 16:41

Race started at 16:41:20

Lap	Lap Tm	Diff	Time of Day
(414) Matt Davies			
1	1:29.252	+10.418	16:42:52.034
2	1:23.781	+4.947	16:44:15.815
3	1:20.626	+1.792	16:45:36.441
4	1:19.304	+0.470	16:46:55.745
5	1:18.926	+0.092	16:48:14.671
6	1:19.420	+0.586	16:49:34.091
7	1:19.665	+0.831	16:50:53.756
8	1:18.834		16:52:12.590
9	1:19.302	+0.468	16:53:31.892
10	1:19.571	+0.737	16:54:51.463

(100) Connor Tagg			
1	1:27.913	+8.248	16:42:48.102
2	1:22.045	+2.380	16:44:10.147
3	1:21.270	+1.605	16:45:31.417
4	1:21.259	+1.594	16:46:52.676
5	1:20.694	+1.029	16:48:13.370
6	1:20.491	+0.826	16:49:33.861
7	1:20.677	+1.012	16:50:54.538
8	1:19.917	+0.252	16:52:14.455
9	1:20.323	+0.658	16:53:34.778
10	1:19.665		16:54:54.443

(101) Andy Lawson			
1	1:26.731	+3.397	16:42:48.917
2	1:24.579	+1.245	16:44:13.496
3	1:24.662	+1.328	16:45:38.158
4	1:24.571	+1.237	16:47:02.729
5	1:24.450	+1.116	16:48:27.179
6	1:23.496	+0.162	16:49:50.675
7	1:24.361	+1.027	16:51:15.036
8	1:23.786	+0.452	16:52:38.822
9	1:23.522	+0.188	16:54:02.344
10	1:23.334		16:55:25.678

(7) Alex Hutchinson			
1	1:29.151	+5.229	16:42:51.111
2	1:26.708	+2.786	16:44:17.819
3	1:26.666	+2.744	16:45:44.485
4	1:26.647	+2.725	16:47:11.132
5	1:24.454	+0.532	16:48:35.586
6	1:25.404	+1.482	16:50:00.990
7	1:24.624	+0.702	16:51:25.614
8	1:24.756	+0.834	16:52:50.370
9	1:24.351	+0.429	16:54:14.721
10	1:23.922		16:55:38.643

(111) Alex Heaton			
1	1:31.646	+7.377	16:42:51.848
2	1:26.922	+2.653	16:44:18.770
3	1:26.054	+1.785	16:45:44.824
4	1:25.344	+1.075	16:47:10.168
5	1:25.213	+0.944	16:48:35.381
6	1:26.066	+1.797	16:50:01.447
7	1:24.937	+0.668	16:51:26.384
8	1:24.363	+0.094	16:52:50.747
9	1:24.462	+0.193	16:54:15.209
10	1:24.269		16:55:39.478

(80) Acea Webb			
1	1:36.750	+11.205	16:43:00.154
2	1:25.545		16:44:25.699
3	1:27.531	+1.986	16:45:53.230
4	1:27.926	+2.381	16:47:21.156
5	1:29.551	+4.006	16:48:50.707
6	1:25.724	+0.179	16:50:16.431
7	1:27.002	+1.457	16:51:43.433
8	1:26.647	+1.102	16:53:10.080
9	1:26.061	+0.516	16:54:36.141
10	1:26.342	+0.797	16:56:02.483

(64) Adam Palfreman			
1	1:33.356	+7.398	16:42:57.108
2	1:28.917	+2.959	16:44:26.025
3	1:28.198	+2.240	16:45:54.223
4	1:27.528	+1.570	16:47:21.751
5	1:27.609	+1.651	16:48:49.360
6	1:26.391	+0.433	16:50:15.751
7	1:27.858	+1.900	16:51:43.609
8	1:26.095	+0.137	16:53:09.704
9	1:25.958		16:54:35.662
10	1:27.356	+1.398	16:56:03.018

(14) Will Hodgson			
1	1:27.555	+0.676	16:42:50.269
2	1:29.760	+2.881	16:44:20.029
3	1:30.830	+3.951	16:45:50.859
4	1:29.248	+2.369	16:47:20.107
5	1:30.343	+3.464	16:48:50.450
6	1:27.634	+0.755	16:50:18.084
7	1:26.879		16:51:44.963
8	1:27.670	+0.791	16:53:12.633
9	1:27.730	+0.851	16:54:40.363
10	1:29.515	+2.636	16:56:09.878

(3) Micheal Clifford			
1	1:37.010	+7.522	16:43:00.425
2	1:31.256	+1.768	16:44:31.681
3	1:30.824	+1.336	16:46:02.505
4	1:29.816	+0.328	16:47:32.321
5	1:29.488		16:49:01.809
6	1:29.924	+0.436	16:50:31.733
7	1:30.046	+0.558	16:52:01.779
8	1:31.579	+2.091	16:53:33.358
9	1:29.816	+0.328	16:55:03.174

(17) Ian Popplewell			
1	1:37.965	+8.985	16:43:02.172
2	1:32.313	+3.333	16:44:34.485
3	1:32.257	+3.277	16:46:06.742
4	1:30.941	+1.961	16:47:37.683
5	1:30.779	+1.799	16:49:08.462
6	1:30.060	+1.080	16:50:38.522
7	1:29.484	+0.504	16:52:08.006
8	1:29.457	+0.477	16:53:37.463
9	1:28.980		16:55:06.443

(22) Sam Nicholson			
1	1:41.717	+10.715	16:43:05.486
2	1:34.589	+3.587	16:44:40.075

3	1:33.275	+2.273	16:46:13.350
4	1:32.682	+1.680	16:47:46.032
5	1:32.320	+1.318	16:49:18.352
6	1:31.427	+0.425	16:50:49.779
7	1:31.848	+0.846	16:52:21.627
8	1:31.002		16:53:52.629
9	1:32.973	+1.971	16:55:25.602

(5) Paul Maxfield			
1	1:42.819	+8.666	16:43:06.425
2	1:35.321	+1.168	16:44:41.746
3	1:34.976	+0.823	16:46:16.722
4	1:34.710	+0.557	16:47:51.432
5	1:34.153		16:49:25.585
6	1:34.833	+0.680	16:51:00.418
7	1:36.113	+1.960	16:52:36.531
8	1:37.183	+3.030	16:54:13.714
9	1:35.938	+1.785	16:55:49.652

(888) Alex Pykett			
1	1:43.685	+9.252	16:43:07.942
2	1:38.348	+3.915	16:44:46.290
3	1:38.122	+3.689	16:46:24.412
4	1:37.821	+3.388	16:48:02.233
5	1:36.976	+2.543	16:49:39.209
6	1:38.276	+3.843	16:51:17.485
7	1:37.306	+2.873	16:52:54.791
8	1:35.603	+1.170	16:54:30.394
9	1:34.433		16:56:04.827

(73) Charlie Mowbray			
1	1:44.243	+9.567	16:43:08.406
2	1:36.709	+2.033	16:44:45.115
3	1:34.676		16:46:19.791
4	1:35.669	+0.993	16:47:55.460
5	1:36.500	+1.824	16:49:31.960
6	1:37.468	+2.792	16:51:09.428
7	1:39.594	+4.918	16:52:49.022
8	1:38.781	+4.105	16:54:27.803
9	1:49.848	+15.172	16:56:17.651

(35) Clive White			
1	1:28.768	+6.620	16:42:51.353
2	1:24.434	+2.286	16:44:15.787
3	1:23.888	+1.740	16:45:39.675
4	1:23.648	+1.500	16:47:03.323
5	1:23.304	+1.156	16:48:26.627
6	1:22.148		16:49:48.775

(94) Phil Page			
1	1:32.840	+4.069	16:42:56.130
2	1:28.771		16:44:24.901
3	1:28.978	+0.207	16:45:53.879

(19) Blake Woulds			
1	1:43.233		16:43:06.305

Chief Timekeeper:

Clerk of Course:

Weather & Track: Raining / Wet

Results: www.sportstimingservices.com





Thundersport GB - Rounds 14 and 15

Sorted on Laps

Michelin Thundersport GP2 & Minitwin

Anglesey Circuit 1.550 Miles

Race 3

19/09/2010 11:13

Race started at 11:13:16

Pos	No.	Name	Class	Make	Model	Laps	Total Tm	Diff	Best Tm	In Lap	Best Spd
1	414	Matt Davies	GP2	Aprilia	450	10	13:21.089		1:17.773	7	71.747
2	100	Connor Tagg	GP2	Aprilia	450	10	13:25.422	4.333	1:19.493	8	70.195
3	30	Liam Shellcock	GP2	Aprilia	450	10	13:40.977	19.888	1:20.276	8	69.510
4	101	Andy Lawson	Minitwin	Suzuki	650 M	10	13:41.627	20.538	1:21.301	9	68.634
5	7	Alex Hutchinson	GP2	Kawasaki	400	10	13:50.533	29.444	1:20.882	9	68.989
6	111	Alex Heaton	GP2	Ducati	800	10	13:54.946	33.857	1:21.928	8	68.109
7	35	Clive White	Minitwin	Suzuki	650 M	10	14:09.254	48.165	1:23.537	4	66.797
8	94	Phil Page	GP2	Aprilia	450	10	14:17.496	56.407	1:23.512	9	66.817
9	19	Blake Woulds	GP2	Aprilia	450	10	14:24.635	1:03.546	1:24.527	8	66.014
10	80	Acea Webb	GP2	Aprilia	450	10	14:33.493	1:12.404	1:25.080	8	65.585
11	3	Micheal Clifford	GP2	Aprilia	450	10	14:42.180	1:21.091	1:25.432	10	65.315
12	17	Ian Popplewell	Minitwin	Kawasaki	650 M	9	13:21.778	1 Lap	1:25.527	9	65.243
13	22	Sam Nicholson	Minitwin	Suzuki	650 M	9	13:33.855	1 Lap	1:27.983	8	63.421
14	73	Charlie Mowbray	GP2	Suzuki	650	9	14:29.561	1 Lap	1:34.332	7	59.153
15	888	Alex Pykett	Minitwin	Suzuki	650 M	9	14:36.998	1 Lap	1:34.693	5	58.927

Not classified ()

5	Paul Maxfield	GP2	Honda	400	8	12:15.227	DNF	1:30.127	7	61.913
25	Ben Gautrey	GP2	Aprilia	450	3	4:10.093	DNF	1:21.713	3	68.288

Margin of Victory	Avg. Speed	Best Lap Tm	Best Spd	Best Lap by
4.333	69.655	1:17.773	71.747	414 - Matt Davies

Chief Timekeeper:

Clerk of Course:

Weather & Track: Raining / Wet

Results: www.sportstiming.com





Thundersport GB - Rounds 14 and 15

Lapchart

Michelin Thundersport GP2 & Minitwin

Anglesey Circuit 1.550 Miles

Race 3

19/09/2010 11:13

Race started at 11:13:16

Competitors	Laps											
	0	1	2	3	4	5	6	7	8	9	10	
Connor Tagg (100)	1	100	100	100	100	100	100	100	414	414	414	414
Alex Heaton (111)	2	111	101	101	101	414	414	414	100	100	100	100
Alex Hutchinson (7)	3	7	25	25	25	101	101	101	101	101	101	30
Andy Lawson (101)	4	101	111	414	414	30	30	30	30	30	30	101
Ben Gautrey (25)	5	25	7	7	30	7	7	7	7	7	7	7
Liam Shellcock (30)	6	30	414	30	7	111	111	111	111	111	111	111
Clive White (35)	7	35	30	111	111	35	35	35	35	35	35	35
Matt Davies (414)	8	414	35	35	35	94	94	94	94	94	94	94
Blake Woulds (19)	9	19	19	94	94	19	19	19	19	19	19	19
Micheal Clifford (3)	10	3	94	19	19	80	80	80	80	80	80	80
Phil Page (94)	11	94	17	80	80	3	3	3	3	3	3	3
Acea Webb (80)	12	80	3	17	3	17	17	17	17	17	17	17
Paul Maxfield (5)	13	5	80	3	17	22	22	22	22	22	22	22
Sam Nicholson (22)	14	22	5	22	22	5	5	5	5	5	5	73
Ian Popplewell (17)	15	17	22	5	5	73	73	73	73	73	73	888
Alex Pykett (888)	16	888	888	888	73	888	888	888	888	888	888	888
Charlie Mowbray (73)	17	73	73	73	888							

Chief Timekeeper:

Clerk of Course:

Weather & Track: Raining / Wet

Results: www.sportstimingservices.com

Printed: 19/09/2010 11:29:49





Thundersport GB - Rounds 14 and 15

Michelin Thundersport GP2 & Minitwin

Anglesey Circuit 1.550 Miles

Race 3

19/09/2010 11:13

Race started at 11:13:16

Lap	Lap Tm	Diff	Time of Day
(414) Matt Davies			
1	1:27.079	+9.306	11:14:45.388
2	1:21.049	+3.276	11:16:06.437
3	1:20.501	+2.728	11:17:26.938
4	1:19.233	+1.460	11:18:46.171
5	1:18.553	+0.780	11:20:04.724
6	1:18.736	+0.963	11:21:23.460
7	1:17.773		11:22:41.233
8	1:17.986	+0.213	11:23:59.219
9	1:18.929	+1.156	11:25:18.148
10	1:19.754	+1.981	11:26:37.902

(100) Connor Tagg			
1	1:24.854	+5.361	11:14:41.667
2	1:21.201	+1.708	11:16:02.868
3	1:20.009	+0.516	11:17:22.877
4	1:20.073	+0.580	11:18:42.950
5	1:19.785	+0.292	11:20:02.735
6	1:19.793	+0.300	11:21:22.528
7	1:19.541	+0.048	11:22:42.069
8	1:19.493		11:24:01.562
9	1:20.398	+0.905	11:25:21.960
10	1:20.275	+0.782	11:26:42.235

(30) Liam Shellcock			
1	1:27.958	+7.682	11:14:45.992
2	1:23.540	+3.264	11:16:09.532
3	1:22.080	+1.804	11:17:31.612
4	1:21.631	+1.355	11:18:53.243
5	1:21.578	+1.302	11:20:14.821
6	1:20.674	+0.398	11:21:35.495
7	1:20.444	+0.168	11:22:55.939
8	1:20.276		11:24:16.215
9	1:20.314	+0.038	11:25:36.529
10	1:21.261	+0.985	11:26:57.790

(101) Andy Lawson			
1	1:24.461	+3.160	11:14:42.241
2	1:22.281	+0.980	11:16:04.522
3	1:21.805	+0.504	11:17:26.327
4	1:21.837	+0.536	11:18:48.164
5	1:21.869	+0.568	11:20:10.033
6	1:21.707	+0.406	11:21:31.740
7	1:21.894	+0.593	11:22:53.634
8	1:21.373	+0.072	11:24:15.007
9	1:21.301		11:25:36.308
10	1:22.132	+0.831	11:26:58.440

(7) Alex Hutchinson			
1	1:27.633	+6.751	11:14:45.304
2	1:23.664	+2.782	11:16:08.968
3	1:23.789	+2.907	11:17:32.757
4	1:22.781	+1.899	11:18:55.538
5	1:22.190	+1.308	11:20:17.728
6	1:22.553	+1.671	11:21:40.281
7	1:22.245	+1.363	11:23:02.526
8	1:21.692	+0.810	11:24:24.218
9	1:20.882		11:25:45.100
10	1:22.246	+1.364	11:27:07.346

(111) Alex Heaton			
1	1:27.987	+6.059	11:14:45.165
2	1:24.708	+2.780	11:16:09.873
3	1:23.381	+1.453	11:17:33.254
4	1:22.823	+0.895	11:18:56.077
5	1:22.165	+0.237	11:20:18.242
6	1:22.486	+0.558	11:21:40.728
7	1:22.305	+0.377	11:23:03.033
8	1:21.928		11:24:24.961
9	1:22.639	+0.711	11:25:47.600
10	1:24.159	+2.231	11:27:11.759

(35) Clive White			
1	1:28.536	+4.999	11:14:46.784
2	1:25.136	+1.599	11:16:11.920
3	1:23.613	+0.076	11:17:35.533
4	1:23.537		11:18:59.070
5	1:23.991	+0.454	11:20:23.061
6	1:24.946	+1.409	11:21:48.007
7	1:23.717	+0.180	11:23:11.724
8	1:24.198	+0.661	11:24:35.922
9	1:23.699	+0.162	11:25:59.621
10	1:26.446	+2.909	11:27:26.067

(94) Phil Page			
1	1:29.817	+6.305	11:14:48.729
2	1:26.280	+2.768	11:16:15.009
3	1:26.702	+3.190	11:17:41.711
4	1:26.100	+2.588	11:19:07.811
5	1:24.863	+1.351	11:20:32.674
6	1:23.924	+0.412	11:21:56.598
7	1:24.218	+0.706	11:23:20.816
8	1:24.434	+0.922	11:24:45.250
9	1:23.512		11:26:08.762
10	1:25.547	+2.035	11:27:34.309

(19) Blake Wouds			
1	1:29.666	+5.139	11:14:48.264
2	1:27.218	+2.691	11:16:15.482
3	1:27.137	+2.610	11:17:42.619
4	1:26.435	+1.908	11:19:09.054
5	1:26.176	+1.649	11:20:35.230
6	1:25.604	+1.077	11:22:00.834
7	1:25.617	+1.090	11:23:26.451
8	1:24.527		11:24:50.978
9	1:25.317	+0.790	11:26:16.295
10	1:25.153	+0.626	11:27:41.448

(80) Acea Webb			
1	1:33.837	+8.757	11:14:52.854
2	1:28.402	+3.322	11:16:21.256
3	1:27.107	+2.027	11:17:48.363
4	1:26.786	+1.706	11:19:15.149
5	1:26.100	+1.020	11:20:41.249
6	1:25.124	+0.044	11:22:06.373
7	1:25.555	+0.475	11:23:31.928
8	1:25.080		11:24:57.008
9	1:25.565	+0.485	11:26:22.573
10	1:27.733	+2.653	11:27:50.306

(3) Micheal Clifford

Lap	Lap Tm	Diff	Time of Day
1	1:33.759	+8.327	11:14:52.619
2	1:30.337	+4.905	11:16:22.956
3	1:28.327	+2.895	11:17:51.283
4	1:28.632	+3.200	11:19:19.915
5	1:27.764	+2.332	11:20:47.679
6	1:26.828	+1.396	11:22:14.507
7	1:26.213	+0.781	11:23:40.720
8	1:26.626	+1.194	11:25:07.346
9	1:26.215	+0.783	11:26:33.561
10	1:25.432		11:27:58.993

(17) Ian Poplewell			
1	1:32.431	+6.904	11:14:51.854
2	1:29.496	+3.969	11:16:21.350
3	1:31.247	+5.720	11:17:52.597
4	1:30.802	+5.275	11:19:23.399
5	1:29.855	+4.328	11:20:53.254
6	1:28.234	+2.707	11:22:21.488
7	1:26.013	+0.486	11:23:47.501
8	1:25.563	+0.036	11:25:13.064
9	1:25.527		11:26:38.591

(22) Sam Nicholson			
1	1:35.756	+7.773	11:14:55.028
2	1:30.228	+2.245	11:16:25.256
3	1:28.619	+0.636	11:17:53.875
4	1:30.393	+2.410	11:19:24.268
5	1:29.659	+1.676	11:20:53.927
6	1:29.732	+1.749	11:22:23.659
7	1:30.063	+2.080	11:23:53.722
8	1:27.983		11:25:21.705
9	1:28.963	+0.980	11:26:50.668

(73) Charlie Mowbray			
1	1:41.816	+7.484	11:15:01.724
2	1:37.349	+3.017	11:16:39.073
3	1:35.081	+0.749	11:18:14.154
4	1:35.535	+1.203	11:19:49.689
5	1:34.797	+0.465	11:21:24.486
6	1:35.228	+0.896	11:22:59.714
7	1:34.332		11:24:34.046
8	1:34.603	+0.271	11:26:08.649
9	1:37.725	+3.393	11:27:46.374

(888) Alex Pykett			
1	1:39.298	+4.605	11:14:59.060
2	1:35.852	+1.159	11:16:34.912
3	1:43.372	+8.679	11:18:18.284
4	1:36.131	+1.438	11:19:54.415
5	1:34.693		11:21:29.108
6	1:34.986	+0.293	11:23:04.094
7	1:35.974	+1.281	11:24:40.068
8	1:36.477	+1.784	11:26:16.545
9	1:37.266	+2.573	11:27:53.811

(5) Paul Maxfield			
1	1:35.357	+5.230	11:14:54.574
2	1:32.036	+1.909	11:16:26.610
3	1:30.700	+0.573	11:17:57.310
4	1:31.318	+1.191	11:19:28.628
5	1:31.599	+1.472	11:21:00.227

Chief Timekeeper:

Clerk of Course:

Weather & Track: Raining / Wet

Results: www.sportstimingservices.com

Printed: 19/09/2010 11:29:17





Thundersport GB - Rounds 14 and 15

Michelin Thundersport GP2 & Minitwin

Anglesey Circuit 1.550 Miles

Race 3

19/09/2010 11:13

Race started at 11:13:16

Lap	Lap Tm	Diff	Time of Day
6	1:30.903	+0.776	11:22:31.130
7	1:30.127		11:24:01.257
8	1:30.783	+0.656	11:25:32.040
<hr/>			
(25) Ben Gautrey			
1	1:25.149	+3.436	11:14:43.002
2	1:22.191	+0.478	11:16:05.193
3	1:21.713		11:17:26.906

Lap	Lap Tm	Diff	Time of Day
-----	--------	------	-------------

Lap	Lap Tm	Diff	Time of Day
-----	--------	------	-------------

Chief Timekeeper:

Clerk of Course:

Weather & Track: Raining / Wet

Results: www.sportstimingservices.com

Printed: 19/09/2010 11:29:17





Thundersport GB - Rounds 14 and 15

Sorted on Laps

Michelin Thundersport GP2 & Minitwin

Anglesey Circuit 1.550 Miles

Race 11

19/09/2010 15:03

Race started at 15:03:22

Pos	No.	Name	Class	Make	Model	Laps	Total Tm	Diff	Best Tm	In Lap	Best Spd
1	100	Connor Tagg	GP2	Aprilia	450	10	13:03.607		1:17.263	4	72.221
2	25	Ben Gautrey	GP2	Aprilia	450	10	13:17.545	13.938	1:17.551	7	71.953
3	7	Alex Hutchinson	GP2	Kawasaki	400	10	13:32.562	28.955	1:19.754	3	69.965
4	111	Alex Heaton	GP2	Ducati	800	10	13:38.609	35.002	1:20.099	6	69.664
5	35	Clive White	Minitwin	Suzuki	650 M	10	13:45.962	42.355	1:20.781	8	69.076
6	17	Ian Popplewell	Minitwin	Kawasaki	650 M	10	13:55.005	51.398	1:21.583	10	68.397
7	80	Acea Webb	GP2	Aprilia	450	10	13:55.275	51.668	1:21.488	10	68.476
8	3	Micheal Clifford	GP2	Aprilia	450	10	14:21.827	1:18.220	1:23.749	6	66.628
9	22	Sam Nicholson	Minitwin	Suzuki	650 M	9	13:17.398	1 Lap	1:26.027	6	64.863
10	94	Phil Page	GP2	Aprilia	450	9	13:20.041	1 Lap	1:26.082	6	64.822
11	888	Alex Pykett	Minitwin	Suzuki	650 M	9	13:44.538	1 Lap	1:29.645	4	62.246

Not classified ()

5	Paul Maxfield	GP2	Honda	400	4	6:10.654	DNF	1:29.479	2	62.361
414	Matt Davies	GP2	Aprilia	450	2	2:44.166	DNF	1:18.989	2	70.643
14	Will Hodgson	GP2	Aprilia	450		2.641	DNF		0	-
101	Andy Lawson	Minitwin	Suzuki	650 M		12.145	DNF		0	-

Announcements

No.101 - 10 Second Penalty added - JUMP START

Margin of Victory	Avg. Speed	Best Lap Tm	Best Spd	Best Lap by
13.938	71.209	1:17.263	72.221	100 - Connor Tagg

Chief Timekeeper:

Clerk of Course:

Weather & Track: Cloudy / Wet

Results: www.sportstiming.com





Thundersport GB - Rounds 14 and 15

Lapchart

Michelin Thundersport GP2 & Minitwin

Anglesey Circuit 1.550 Miles

Race 11

19/09/2010 15:03

Race started at 15:03:22

Competitors	Laps										
	0	1	2	3	4	5	6	7	8	9	10
Alex Heaton (111)	1	111	100	100	100	100	100	100	100	100	100
Connor Tagg (100)	2	100	7	414	25	7	25	25	25	25	25
Alex Hutchinson (7)	3	7	25	7	7	25	7	7	7	7	7
Ben Gautrey (25)	4	25	414	25	35	35	111	111	111	111	111
Andy Lawson (101)	5	101	17	17	111	111	35	35	35	35	35
Clive White (35)	6	35	35	35	17	17	17	17	17	17	17
Will Hodgson (14)	7	14	111	111	80	80	80	80	80	80	80
Matt Davies (414)	8	414	80	80	3	3	3	3	3	3	3
Acea Webb (80)	9	80	94	3	94	94	94	94	22	22	22
Micheal Clifford (3)	10	3	22	94	22	22	22	22	94	94	94
Phil Page (94)	11	94	3	22	5	5	888	888	888	888	888
Sam Nicholson (22)	12	22	5	5	888	888					
Ian Popplewell (17)	13	17	888	888							
Paul Maxfield (5)	14	5									
Alex Pykett (888)	15	888									

Chief Timekeeper:


Clerk of Course:

Weather & Track: Cloudy / Wet

Results: www.sportstimingservices.com

Printed: 19/09/2010 15:19:23





Thundersport GB - Rounds 14 and 15

Michelin Thundersport GP2 & Minitwin

Anglesey Circuit 1.550 Miles

Race 11

19/09/2010 15:03

Race started at 15:03:22

Lap	Lap Tm	Diff	Time of Day
(100) Connor Tagg			
1	1:22.799	+5.536	15:04:46.065
2	1:18.427	+1.164	15:06:04.492
3	1:17.511	+0.248	15:07:22.003
4	1:17.263		15:08:39.266
5	1:17.451	+0.188	15:09:56.717
6	1:17.617	+0.354	15:11:14.334
7	1:17.884	+0.621	15:12:32.218
8	1:17.732	+0.469	15:13:49.950
9	1:18.321	+1.058	15:15:08.271
10	1:18.284	+1.021	15:16:26.555

(25) Ben Gautrey			
1	1:23.050	+5.499	15:04:48.037
2	1:20.048	+2.497	15:06:08.085
3	1:18.551	+1.000	15:07:26.636
4	1:21.915	+4.364	15:08:48.551
5	1:20.364	+2.813	15:10:08.915
6	1:18.831	+1.280	15:11:27.746
7	1:17.551		15:12:45.297
8	1:18.342	+0.791	15:14:03.639
9	1:18.555	+1.004	15:15:22.194
10	1:18.299	+0.748	15:16:40.493

(7) Alex Hutchinson			
1	1:22.735	+2.981	15:04:47.653
2	1:20.001	+0.247	15:06:07.654
3	1:19.754		15:07:27.408
4	1:20.727	+0.973	15:08:48.135
5	1:21.360	+1.606	15:10:09.495
6	1:20.854	+1.100	15:11:30.349
7	1:21.176	+1.422	15:12:51.525
8	1:20.483	+0.729	15:14:12.008
9	1:21.041	+1.287	15:15:33.049
10	1:22.461	+2.707	15:16:55.510

(111) Alex Heaton			
1	1:31.581	+11.482	15:04:54.529
2	1:21.673	+1.574	15:06:16.202
3	1:21.595	+1.496	15:07:37.797
4	1:20.941	+0.842	15:08:58.738
5	1:20.630	+0.531	15:10:19.368
6	1:20.099		15:11:39.467
7	1:20.393	+0.294	15:12:59.860
8	1:20.555	+0.456	15:14:20.415
9	1:20.899	+0.800	15:15:41.314
10	1:20.243	+0.144	15:17:01.557

(35) Clive White			
1	1:28.148	+7.367	15:04:53.654
2	1:22.133	+1.352	15:06:15.787
3	1:21.431	+0.650	15:07:37.218
4	1:21.108	+0.327	15:08:58.326
5	1:21.676	+0.895	15:10:20.002
6	1:21.306	+0.525	15:11:41.308
7	1:21.403	+0.622	15:13:02.711
8	1:20.781		15:14:23.492
9	1:21.614	+0.833	15:15:45.106
10	1:23.804	+3.023	15:17:08.910

(17) Ian Popplewell			
1	1:26.167	+4.584	15:04:52.920
2	1:22.615	+1.032	15:06:15.535
3	1:24.108	+2.525	15:07:39.643
4	1:23.442	+1.859	15:09:03.085
5	1:23.263	+1.680	15:10:26.348
6	1:22.617	+1.034	15:11:48.965
7	1:22.443	+0.860	15:13:11.408
8	1:22.593	+1.010	15:14:34.001
9	1:22.369	+0.786	15:15:56.370
10	1:21.583		15:17:17.953

(80) Acea Webb			
1	1:28.986	+7.498	15:04:55.147
2	1:22.324	+0.836	15:06:17.471
3	1:22.736	+1.248	15:07:40.207
4	1:23.467	+1.979	15:09:03.674
5	1:23.208	+1.720	15:10:26.882
6	1:22.498	+1.010	15:11:49.380
7	1:22.420	+0.932	15:13:11.800
8	1:22.534	+1.046	15:14:34.334
9	1:22.401	+0.913	15:15:56.735
10	1:21.488		15:17:18.223

(3) Micheal Clifford			
1	1:34.199	+10.450	15:05:00.377
2	1:26.591	+2.842	15:06:26.968
3	1:26.451	+2.702	15:07:53.419
4	1:25.508	+1.759	15:09:18.927
5	1:25.249	+1.500	15:10:44.176
6	1:23.749		15:12:07.925
7	1:23.834	+0.085	15:13:31.759
8	1:24.650	+0.901	15:14:56.409
9	1:24.083	+0.334	15:16:20.492
10	1:24.283	+0.534	15:17:44.775

(22) Sam Nicholson			
1	1:33.398	+7.371	15:04:59.984
2	1:29.688	+3.661	15:06:29.672
3	1:29.722	+3.695	15:07:59.394
4	1:28.019	+1.992	15:09:27.413
5	1:26.795	+0.768	15:10:54.208
6	1:26.027		15:12:20.235
7	1:26.329	+0.302	15:13:46.564
8	1:27.455	+1.428	15:15:14.019
9	1:26.327	+0.300	15:16:40.346

(94) Phil Page			
1	1:33.153	+7.071	15:04:59.408
2	1:30.001	+3.919	15:06:29.409
3	1:29.831	+3.749	15:07:59.240
4	1:27.691	+1.609	15:09:26.931
5	1:26.629	+0.547	15:10:53.560
6	1:26.082		15:12:19.642
7	1:27.665	+1.583	15:13:47.307
8	1:28.002	+1.920	15:15:15.309
9	1:27.680	+1.598	15:16:42.989

(888) Alex Pykett			
1	1:35.776	+6.131	15:05:02.953
2	1:30.331	+0.686	15:06:33.284

(5) Paul Maxfield			
3	1:31.570	+1.925	15:08:04.854
4	1:29.645		15:09:34.499
5	1:30.203	+0.558	15:11:04.702
6	1:30.181	+0.536	15:12:34.883
7	1:30.577	+0.932	15:14:05.460
8	1:30.731	+1.086	15:15:36.191
9	1:31.295	+1.650	15:17:07.486

(414) Matt Davies			
1	1:34.635	+5.156	15:05:01.414
2	1:29.479		15:06:30.893
3	1:32.355	+2.876	15:08:03.248
4	1:30.354	+0.875	15:09:33.602

Chief Timekeeper:

Clerk of Course:

Weather & Track: Cloudy / Wet

Results: www.sportstimingservices.com

Printed: 19/09/2010 15:19:03





Thundersport GB - Rounds 14 and 15

Sorted on Best Lap time

Termignoni Superstock 600

Anglesey Circuit 1.550 Miles

Qualifying

18/09/2010 09:25

Practice started at 9:25:13

Pos	No.	Name	Class	Make	Model	Best Tm	In Lap	Diff	2nd Best	2nd Lap
1	2	Jonathan Lodge	Superstock 600	Yamaha	600	1:09.654	8		1:09.715	9
2	143	Seb Bulpin	Superstock 600	Yamaha	600	1:10.186	4	0.532	1:10.469	3
3	14	Mark Newland	Superstock 600	Yamaha	600	1:10.377	4	0.723	1:10.625	3
4	48	Scott Wilson	Superstock 600	Kawasaki	600	1:11.051	14	1.397	1:11.820	12
5	31	Greg James	Superstock 600	Kawasaki	600	1:11.527	10	1.873	1:11.747	13
6	22	Luke Tansley	Superstock 600	Kawasaki	600	1:11.781	9	2.127	1:11.962	10
7	196	Jamie Harris	Superstock 600	Yamaha	600	1:12.122	15	2.468	1:12.390	12
8	8	Marc Hughes	Superstock 600	Yamaha	600	1:12.132	5	2.478	1:12.528	3
9	47	Nick Anderson	Superstock 600	Yamaha	600	1:12.315	13	2.661	1:12.468	7
10	17	Adam Robinson	Superstock 600	Triumph	675	1:12.553	10	2.899	1:12.696	11
11	35	Matthew Shellcock	Superstock 600	Honda	600	1:13.037	7	3.383	1:13.302	6
12	7	Jodie Chalk	Superstock 600	Triumph	675	1:13.072	5	3.418	1:13.098	12
13	11	Reece Rothwell	Superstock 600	Triumph	675	1:13.320	8	3.666	1:13.390	10
14	10	Curtis Rothwell	Superstock 600	Triumph	675	1:13.477	12	3.823	1:13.605	4
15	92	Matthew Jones	Superstock 600	Triumph	675	1:16.821	4	7.167	1:17.122	6

Chief Timekeeper:

Clerk of Course:

Weather & Track: Bright / Dry

Results: www.sportstimingservices.com

Printed: 18/09/2010 09:46:58





Thundersport GB - Rounds 14 and 15

Termignoni Superstock 600

Anglesey Circuit 1.550 Miles

Race 4 - (Superpole)

18/09/2010

Race



POLE POSITION

4 48	3 14	2 143	1 2	1
8 8	7 196	6 22	5 31	2
12 7	11 35	10 17	9 47	3
	15 92	14 10	13 11	4

Chief Timekeeper:
 Clerk of Course:
 Weather & Track:
 Results: www.sportstimingservices.com
 Printed: 18/09/2010 09:47:56





Thundersport GB - Rounds 14 and 15

Sorted on Laps

Termignoni Superstock 600

Anglesey Circuit 1.550 Miles

Race 4 - (Superpole)

18/09/2010 14:00

Race started at 14:00:56

Pos	No.	Name	Class	Make	Model	Laps	Total Tm	Diff	Best Tm	In Lap	Best Spd
1	2	Jonathan Lodge	Superstock 600	Yamaha	600	16	20:23.439		1:15.281	8	74.122
2	22	Luke Tansley	Superstock 600	Kawasaki	600	16	21:04.260	40.821	1:17.973	10	71.563
3	23	Erol Ahmet	Superstock 600	Yamaha	600	16	21:04.465	41.026	1:17.062	14	72.409
4	8	Marc Hughes	Superstock 600	Yamaha	600	16	21:09.463	46.024	1:17.832	12	71.693
5	48	Scott Wilson	Superstock 600	Kawasaki	600	16	21:26.079	1:02.640	1:19.123	16	70.523
6	143	Seb Bulpin	Superstock 600	Yamaha	600	16	21:27.552	1:04.113	1:18.708	16	70.895
7	196	Jamie Harris	Superstock 600	Yamaha	600	16	21:28.462	1:05.023	1:18.830	15	70.785
8	47	Nick Anderson	Superstock 600	Yamaha	600	16	21:40.313	1:16.874	1:18.788	15	70.823
9	35	Matthew Shellcock	Superstock 600	Honda	600	16	21:40.720	1:17.281	1:19.348	16	70.323
10	31	Greg James	Superstock 600	Kawasaki	600	15	20:23.087	1 Lap	1:19.768	13	69.953
11	17	Adam Robinson	Superstock 600	Triumph	675	15	20:27.901	1 Lap	1:18.339	14	71.229
12	10	Curtis Rothwell	Superstock 600	Triumph	675	15	20:57.866	1 Lap	1:22.391	6	67.726

Not classified ()

14	Mark Newland	Superstock 600	Yamaha	600	12	15:48.952	DNF	1:17.161	8	72.316
92	Matthew Jones	Superstock 600	Triumph	675	8	11:13.982	DNF	1:21.739	7	68.266
7	Jodie Chalk	Superstock 600	Triumph	675	4	5:51.325	DNF	1:25.145	3	65.535
11	Reece Rothwell	Superstock 600	Triumph	675	1	1:31.266	DNF	1:29.026	1	62.678

Margin of Victory	Avg. Speed	Best Lap Tm	Best Spd	Best Lap by
40.821	72.975	1:15.281	74.122	2 - Jonathan Lodge

Chief Timekeeper:

Clerk of Course:

Weather & Track: Raining / Wet

Results: www.sportstimingservices.com





Thundersport GB - Rounds 14 and 15

Lapchart

Termignoni Superstock 600

Anglesey Circuit 1.550 Miles

Race 4 - (Superpole)

18/09/2010 14:00

Race started at 14:00:56

Competitors	Laps																
	0	1	2	3	4	5	6	7	8	9	10	11	12	13	14	15	16
Mark Newland (14)	1	14	2	2	2	2	2	2	2	2	2	2	2	2	2	2	2
Seb Bulpin (143)	2	143	143	143	22	22	22	22	22	22	14	14	22	14	22	22	22
Jonathan Lodge (2)	3	2	22	22	143	143	14	14	14	14	22	22	14	22	23	23	23
Scott Wilson (48)	4	48	196	196	14	14	143	8	8	8	8	23	23	23	8	8	8
Greg James (31)	5	31	8	14	8	8	8	143	23	23	23	8	8	8	48	48	48
Luke Tansley (22)	6	22	14	8	196	23	23	23	143	143	143	143	48	48	143	143	143
Jamie Harris (196)	7	196	48	48	23	48	48	48	48	48	48	143	143	196	196	196	196
Marc Hughes (8)	8	8	35	23	48	196	196	196	196	196	196	196	196	35	35	47	47
Nick Anderson (47)	9	47	23	35	35	35	35	35	35	35	35	35	35	35	31	47	35
Adam Robinson (17)	10	17	31	31	31	31	31	31	31	31	31	31	31	31	47	31	31
Matthew Shellcock (35)	11	35	47	47	47	47	47	47	47	47	47	47	47	47	17	17	17
Jodie Chalk (7)	12	7	17	10	10	92	92	92	92	92	17	17	17	17	10	10	10
Curtis Rothwell (10)	13	10	11	92	92	10	10	10	17	17	10	10	10	10			
Erol Ahmet (23)	14	23	92	17	17	17	17	17	10	10							
Reece Rothwell (11)	15	11	10	7	7	7											
Matthew Jones (92)	16	92	7														

Chief Timekeeper:

Clerk of Course:

Weather & Track: Raining / Wet

Results: www.sportstimingservices.com

Printed: 18/09/2010 14:27:12





Thundersport GB - Rounds 14 and 15

Termignoni Superstock 600

Anglesey Circuit 1.550 Miles

Race 4 - (Superpole)

18/09/2010 14:00

Race started at 14:00:56

Lap	Lap Tm	Diff	Time of Day
(2) Jonathan Lodge			
1	1:19.278	+3.997	14:02:16.218
2	1:15.543	+0.262	14:03:31.761
3	1:15.403	+0.122	14:04:47.164
4	1:15.950	+0.669	14:06:03.114
5	1:16.314	+1.033	14:07:19.428
6	1:16.088	+0.807	14:08:35.516
7	1:16.444	+1.163	14:09:51.960
8	1:15.281		14:11:07.241
9	1:15.811	+0.530	14:12:23.052
10	1:16.350	+1.069	14:13:39.402
11	1:17.158	+1.877	14:14:56.560
12	1:16.140	+0.859	14:16:12.700
13	1:16.490	+1.209	14:17:29.190
14	1:16.454	+1.173	14:18:45.644
15	1:16.768	+1.487	14:20:02.412
16	1:17.909	+2.628	14:21:20.321

(22) Luke Tansley			
1	1:22.385	+4.412	14:02:20.340
2	1:19.720	+1.747	14:03:40.060
3	1:18.491	+0.518	14:04:58.551
4	1:18.693	+0.720	14:06:17.244
5	1:18.549	+0.576	14:07:35.793
6	1:18.963	+0.990	14:08:54.756
7	1:18.709	+0.736	14:10:13.465
8	1:18.677	+0.704	14:11:32.142
9	1:19.041	+1.068	14:12:51.183
10	1:17.973		14:14:09.156
11	1:18.128	+0.155	14:15:27.284
12	1:18.834	+0.861	14:16:46.118
13	1:20.044	+2.071	14:18:06.162
14	1:18.670	+0.697	14:19:24.832
15	1:18.057	+0.084	14:20:42.889
16	1:18.253	+0.280	14:22:01.142

(23) Erol Ahmet			
1	1:25.399	+8.337	14:02:24.415
2	1:21.118	+4.056	14:03:45.533
3	1:20.680	+3.618	14:05:06.213
4	1:19.585	+2.523	14:06:25.798
5	1:18.687	+1.625	14:07:44.485
6	1:18.742	+1.680	14:09:03.227
7	1:17.964	+0.902	14:10:21.191
8	1:18.514	+1.452	14:11:39.705
9	1:18.586	+1.524	14:12:58.291
10	1:17.095	+0.033	14:14:15.386
11	1:17.271	+0.209	14:15:32.657
12	1:17.905	+0.843	14:16:50.562
13	1:18.245	+1.183	14:18:08.807
14	1:17.062		14:19:25.869
15	1:17.405	+0.343	14:20:43.274
16	1:18.073	+1.011	14:22:01.347

(8) Marc Hughes			
1	1:24.255	+6.423	14:02:22.405
2	1:22.090	+4.258	14:03:44.495
3	1:19.727	+1.895	14:05:04.222
4	1:18.515	+0.683	14:06:22.737
5	1:19.468	+1.636	14:07:42.205

6	1:19.255	+1.423	14:09:01.460
7	1:18.914	+1.082	14:10:20.374
8	1:18.568	+0.736	14:11:38.942
9	1:18.454	+0.622	14:12:57.396
10	1:18.876	+1.044	14:14:16.272
11	1:17.860	+0.028	14:15:34.132
12	1:17.832		14:16:51.964
13	1:18.236	+0.404	14:18:10.200
14	1:17.983	+0.151	14:19:28.183
15	1:18.055	+0.223	14:20:46.238
16	1:20.107	+2.275	14:22:06.345

(48) Scott Wilson			
1	1:25.985	+6.862	14:02:23.530
2	1:21.846	+2.723	14:03:45.376
3	1:21.173	+2.050	14:05:06.549
4	1:20.177	+1.054	14:06:26.726
5	1:20.019	+0.896	14:07:46.745
6	1:20.873	+1.750	14:09:07.618
7	1:19.676	+0.553	14:10:27.294
8	1:19.532	+0.409	14:11:46.826
9	1:19.383	+0.260	14:13:06.209
10	1:19.339	+0.216	14:14:25.548
11	1:19.931	+0.808	14:15:45.479
12	1:19.481	+0.358	14:17:04.960
13	1:19.978	+0.855	14:18:24.938
14	1:19.745	+0.622	14:19:44.683
15	1:19.155	+0.032	14:21:03.838
16	1:19.123		14:22:22.961

(143) Seb Bulpin			
1	1:22.306	+3.598	14:02:19.206
2	1:20.288	+1.580	14:03:39.494
3	1:19.955	+1.247	14:04:59.449
4	1:20.948	+2.240	14:06:20.397
5	1:21.114	+2.406	14:07:41.511
6	1:21.625	+2.917	14:09:03.136
7	1:20.672	+1.964	14:10:23.808
8	1:20.423	+1.715	14:11:44.231
9	1:20.191	+1.483	14:13:04.422
10	1:20.884	+2.176	14:14:25.306
11	1:21.574	+2.866	14:15:46.880
12	1:20.190	+1.482	14:17:07.070
13	1:20.295	+1.587	14:18:27.365
14	1:19.560	+0.852	14:19:46.925
15	1:18.801	+0.093	14:21:05.726
16	1:18.708		14:22:24.434

(196) Jamie Harris			
1	1:24.304	+5.474	14:02:22.344
2	1:21.858	+3.028	14:03:44.202
3	1:21.941	+3.111	14:05:06.143
4	1:21.647	+2.817	14:06:27.790
5	1:20.518	+1.688	14:07:48.308
6	1:21.101	+2.271	14:09:09.409
7	1:19.768	+0.938	14:10:29.177
8	1:19.269	+0.439	14:11:48.446
9	1:19.392	+0.562	14:13:07.838
10	1:19.819	+0.989	14:14:27.657
11	1:19.867	+1.037	14:15:47.524
12	1:20.007	+1.177	14:17:07.531

13	1:20.309	+1.479	14:18:27.840
14	1:19.525	+0.695	14:19:47.365
15	1:18.830		14:21:06.195
16	1:19.149	+0.319	14:22:25.344

(47) Nick Anderson			
1	1:28.990	+10.202	14:02:27.351
2	1:24.110	+5.322	14:03:51.461
3	1:22.619	+3.831	14:05:14.080
4	1:22.201	+3.413	14:06:36.281
5	1:21.619	+2.831	14:07:57.900
6	1:20.627	+1.839	14:09:18.527
7	1:20.604	+1.816	14:10:39.131
8	1:20.000	+1.212	14:11:59.131
9	1:20.222	+1.434	14:13:19.353
10	1:19.718	+0.930	14:14:39.071
11	1:20.571	+1.783	14:15:59.642
12	1:20.225	+1.437	14:17:19.867
13	1:19.611	+0.823	14:18:39.478
14	1:19.339	+0.551	14:19:58.817
15	1:18.788		14:21:17.605
16	1:19.590	+0.802	14:22:37.195

(35) Matthew Shellcock			
1	1:25.754	+6.406	14:02:24.297
2	1:22.245	+2.897	14:03:46.542
3	1:21.837	+2.489	14:05:08.379
4	1:21.624	+2.276	14:06:30.003
5	1:21.221	+1.873	14:07:51.224
6	1:20.673	+1.325	14:09:11.897
7	1:21.261	+1.913	14:10:33.158
8	1:21.171	+1.823	14:11:54.329
9	1:20.871	+1.523	14:13:15.200
10	1:20.244	+0.896	14:14:35.444
11	1:20.501	+1.153	14:15:55.945
12	1:20.587	+1.239	14:17:16.532
13	1:21.439	+2.091	14:18:37.971
14	1:20.419	+1.071	14:19:58.390
15	1:19.864	+0.516	14:21:18.254
16	1:19.348		14:22:37.602

(31) Greg James			
1	1:27.320	+7.552	14:02:25.194
2	1:23.080	+3.312	14:03:48.274
3	1:22.301	+2.533	14:05:10.575
4	1:21.357	+1.589	14:06:31.932
5	1:22.009	+2.241	14:07:53.941
6	1:21.445	+1.677	14:09:15.386
7	1:21.242	+1.474	14:10:36.628
8	1:20.614	+0.846	14:11:57.242
9	1:20.751	+0.983	14:13:17.993
10	1:20.696	+0.928	14:14:38.689
11	1:20.677	+0.909	14:15:59.366
12	1:20.218	+0.450	14:17:19.584
13	1:19.768		14:18:39.352
14	1:20.685	+0.917	14:20:00.037
15	1:19.932	+0.164	14:21:19.969

(17) Adam Robinson			
1	1:29.400	+11.061	14:02:27.882
2	1:27.690	+9.351	14:03:55.572

Chief Timekeeper:


Clerk of Course:

Weather & Track: Raining / Wet

Results: www.sportstimingservices.com

Printed: 18/09/2010 14:26:48





Thundersport GB - Rounds 14 and 15

Termignoni Superstock 600

Anglesey Circuit 1.550 Miles

Race 4 - (Superpole)

18/09/2010 14:00

Race started at 14:00:56

Lap	Lap Tm	Diff	Time of Day
3	1:24.384	+6.045	14:05:19.956
4	1:23.422	+5.083	14:06:43.378
5	1:22.806	+4.467	14:08:06.184
6	1:22.245	+3.906	14:09:28.429
7	1:21.069	+2.730	14:10:49.498
8	1:21.911	+3.572	14:12:11.409
9	1:20.214	+1.875	14:13:31.623
10	1:19.141	+0.802	14:14:50.764
11	1:18.343	+0.004	14:16:09.107
12	1:18.778	+0.439	14:17:27.885
13	1:18.995	+0.656	14:18:46.880
14	1:18.339		14:20:05.219
15	1:19.564	+1.225	14:21:24.783

(10) Curtis Rothwell

1	1:29.757	+7.366	14:02:28.741
2	1:26.096	+3.705	14:03:54.837
3	1:24.014	+1.623	14:05:18.851
4	1:24.300	+1.909	14:06:43.151
5	1:22.727	+0.336	14:08:05.878
6	1:22.391		14:09:28.269
7	1:22.740	+0.349	14:10:51.009
8	1:23.761	+1.370	14:12:14.770
9	1:23.271	+0.880	14:13:38.041
10	1:22.641	+0.250	14:15:00.682
11	1:22.556	+0.165	14:16:23.238
12	1:23.351	+0.960	14:17:46.589
13	1:22.764	+0.373	14:19:09.353
14	1:22.552	+0.161	14:20:31.905
15	1:22.843	+0.452	14:21:54.748

(14) Mark Newland

1	1:26.078	+8.917	14:02:22.960
2	1:21.311	+4.150	14:03:44.271
3	1:19.445	+2.284	14:05:03.716
4	1:18.763	+1.602	14:06:22.479
5	1:17.977	+0.816	14:07:40.456
6	1:18.039	+0.878	14:08:58.495
7	1:17.934	+0.773	14:10:16.429
8	1:17.161		14:11:33.590
9	1:17.377	+0.216	14:12:50.967
10	1:17.481	+0.320	14:14:08.448
11	1:19.318	+2.157	14:15:27.766
12	1:18.068	+0.907	14:16:45.834

(92) Matthew Jones

1	1:29.549	+7.810	14:02:28.740
2	1:26.208	+4.469	14:03:54.948
3	1:24.247	+2.508	14:05:19.195
4	1:23.108	+1.369	14:06:42.303
5	1:22.765	+1.026	14:08:05.068
6	1:22.111	+0.372	14:09:27.179
7	1:21.739		14:10:48.918
8	1:21.946	+0.207	14:12:10.864

(7) Jodie Chalk

1	1:31.046	+5.901	14:02:29.699
2	1:26.291	+1.146	14:03:55.990
3	1:25.145		14:05:21.135
4	1:27.072	+1.927	14:06:48.207

Lap	Lap Tm	Diff	Time of Day
(11) Reece Rothwell			
1	1:29.026		14:02:28.148

Lap	Lap Tm	Diff	Time of Day
-----	--------	------	-------------

Chief Timekeeper:

Clerk of Course:

Weather & Track: Raining / Wet

Results: www.sportstimingservices.com

Printed: 18/09/2010 14:26:48





Thundersport GB - Rounds 14 and 15

Termignoni Superstock 600

Anglesey Circuit 1.550 Miles

Starting Grid - Sunday

19/09/2010

Race



POLE POSITION

4 8 8	3 23 7	2 22 6	1 2 5	1
31 12	48 11	14 10	143 9	2
35 16	17 15	47 14	196 13	3
92	10	11	7	4

Chief Timekeeper:

Clerk of Course:

Weather & Track:

Results: www.sportstimingservices.com

Printed: 18/09/2010 14:24:41





Thundersport GB - Rounds 14 and 15

Sorted on Laps

Termignoni Superstock 600

Anglesey Circuit 1.550 Miles

Race 2

19/09/2010 10:50

Race started at 10:50:46

Pos	No.	Name	Class	Make	Model	Laps	Total Tm	Diff	Best Tm	In Lap	Best Spd
1	2	Jonathan Lodge	Superstock 600	Yamaha	600	12	16:11.664		1:19.563	4	70.133
2	23	Erol Ahmet	Superstock 600	Yamaha	600	12	16:14.574	2.910	1:18.677	12	70.923
3	143	Seb Bulpin	Superstock 600	Yamaha	600	12	16:22.447	10.783	1:19.903	8	69.835
4	14	Mark Newland	Superstock 600	Yamaha	600	12	16:26.385	14.721	1:19.382	10	70.293
5	48	Scott Wilson	Superstock 600	Kawasaki	600	12	16:29.043	17.379	1:20.993	9	68.895
6	31	Greg James	Superstock 600	Kawasaki	600	12	16:31.259	19.595	1:21.014	9	68.877
7	22	Luke Tansley	Superstock 600	Kawasaki	600	12	16:38.146	26.482	1:21.328	5	68.611
8	35	Matthew Shellcock	Superstock 600	Honda	600	12	16:42.362	30.698	1:21.544	6	68.429
9	17	Adam Robinson	Superstock 600	Triumph	675	12	16:44.000	32.336	1:20.192	11	69.583
10	196	Jamie Harris	Superstock 600	Yamaha	600	12	16:46.900	35.236	1:22.016	11	68.036
11	47	Nick Anderson	Superstock 600	Yamaha	600	12	16:47.134	35.470	1:21.883	12	68.146
12	10	Curtis Rothwell	Superstock 600	Triumph	675	12	16:50.173	38.509	1:22.218	10	67.868
13	92	Matthew Jones	Superstock 600	Triumph	675	12	17:38.196	1:26.532	1:25.969	6	64.907
14	7	Jodie Chalk	Superstock 600	Triumph	675	11	16:29.022	1 Lap	1:27.280	11	63.932

Announcements

No.14 - PLEASE CHECK TRANSPONDER

Margin of Victory	Avg. Speed	Best Lap Tm	Best Spd	Best Lap by
2.910	68.913	1:18.677	70.923	23 - Erol Ahmet

Chief Timekeeper:

Clerk of Course:

Weather & Track: Raining / Wet

Results: www.sportstiming.com





Thundersport GB - Rounds 14 and 15

Lapchart

Termignoni Superstock 600

Anglesey Circuit 1.550 Miles

Race 2

19/09/2010 10:50

Race started at 10:50:46

Competitors	Laps													
	0	1	2	3	4	5	6	7	8	9	10	11	12	
Erol Ahmet (23)	1	23	143	2	2	2	2	2	2	2	2	2	2	2
Jonathan Lodge (2)	2	2	2	23	23	23	23	23	23	23	23	23	23	23
Luke Tansley (22)	3	22	23	143	143	143	143	143	143	143	143	143	143	143
Seb Bulpin (143)	4	143	31	31	31	48	48	48	48	48	48	14	14	14
Mark Newland (14)	5	14	48	48	48	31	31	31	31	31	14	48	48	48
Scott Wilson (48)	6	48	196	196	22	22	22	22	14	14	31	31	31	31
Greg James (31)	7	31	22	35	196	14	14	14	22	22	22	22	22	22
Jamie Harris (196)	8	196	35	22	35	196	35	35	35	35	35	35	35	35
Nick Anderson (47)	9	47	14	10	14	35	196	196	196	196	196	17	17	17
Matthew Shellcock (35)	10	35	10	14	10	10	10	10	47	47	47	196	196	196
Adam Robinson (17)	11	17	47	47	47	47	47	47	17	17	17	47	47	47
Jodie Chalk (7)	12	7	17	17	17	17	17	17	10	10	10	10	10	10
Curtis Rothwell (10)	13	10	92	92	92	92	92	92	92	92	92	92	92	92
Matthew Jones (92)	14	92	7	7	7	7	7	7	7	7	7	7	7	7

Chief Timekeeper:

Clerk of Course:

Weather & Track: Raining / Wet

Results: www.sportstimingservices.com

Printed: 19/09/2010 11:10:06





Thundersport GB - Rounds 14 and 15

Termignoni Superstock 600

Anglesey Circuit 1.550 Miles

Race 2

19/09/2010 10:50

Race started at 10:50:46

Lap	Lap Tm	Diff	Time of Day
(2) Jonathan Lodge			
1	1:26.704	+7.141	10:52:13.903
2	1:21.147	+1.584	10:53:35.050
3	1:20.222	+0.659	10:54:55.272
4	1:19.563		10:56:14.835
5	1:20.431	+0.868	10:57:35.266
6	1:20.160	+0.597	10:58:55.426
7	1:20.101	+0.538	11:00:15.527
8	1:19.900	+0.337	11:01:35.427
9	1:20.882	+1.319	11:02:56.309
10	1:21.344	+1.781	11:04:17.653
11	1:20.054	+0.491	11:05:37.707
12	1:20.780	+1.217	11:06:58.487
(23) Erol Ahmet			
1	1:27.371	+8.694	10:52:14.194
2	1:21.432	+2.755	10:53:35.626
3	1:20.876	+2.199	10:54:56.502
4	1:20.899	+2.222	10:56:17.401
5	1:21.124	+2.447	10:57:38.525
6	1:20.165	+1.488	10:58:58.690
7	1:21.069	+2.392	11:00:19.759
8	1:20.951	+2.274	11:01:40.710
9	1:20.730	+2.053	11:03:01.440
10	1:20.998	+2.321	11:04:22.438
11	1:20.282	+1.605	11:05:42.720
12	1:18.677		11:07:01.397
(143) Seb Bulpin			
1	1:24.325	+4.422	10:52:13.543
2	1:23.907	+4.004	10:53:37.450
3	1:22.585	+2.682	10:55:00.035
4	1:21.557	+1.654	10:56:21.592
5	1:21.154	+1.251	10:57:42.746
6	1:20.647	+0.744	10:59:03.393
7	1:20.187	+0.284	11:00:23.580
8	1:19.903		11:01:43.483
9	1:20.429	+0.526	11:03:03.912
10	1:21.198	+1.295	11:04:25.110
11	1:21.467	+1.564	11:05:46.577
12	1:22.693	+2.790	11:07:09.270
(14) Mark Newland			
1	1:29.507	+10.125	10:52:18.816
2	1:25.486	+6.104	10:53:44.302
3	1:24.146	+4.764	10:55:08.448
4	1:22.409	+3.027	10:56:30.857
5	1:21.540	+2.158	10:57:52.397
6	1:20.793	+1.411	10:59:13.190
7	1:20.453	+1.071	11:00:33.643
8	1:20.121	+0.739	11:01:53.764
9	1:19.579	+0.197	11:03:13.343
10	1:19.382		11:04:32.725
11	1:19.728	+0.346	11:05:52.453
12	1:20.755	+1.373	11:07:13.208
(48) Scott Wilson			
1	1:26.308	+5.315	10:52:15.855
2	1:23.076	+2.083	10:53:38.931
3	1:23.374	+2.381	10:55:02.305

Lap	Lap Tm	Diff	Time of Day
4	1:21.708	+0.715	10:56:24.013
5	1:21.551	+0.558	10:57:45.564
6	1:22.123	+1.130	10:59:07.687
7	1:21.967	+0.974	11:00:29.654
8	1:21.644	+0.651	11:01:51.298
9	1:20.993		11:03:12.291
10	1:21.299	+0.306	11:04:33.590
11	1:21.137	+0.144	11:05:54.727
12	1:21.139	+0.146	11:07:15.866
(31) Greg James			
1	1:25.365	+4.351	10:52:15.085
2	1:23.615	+2.601	10:53:38.700
3	1:23.355	+2.341	10:55:02.055
4	1:22.664	+1.650	10:56:24.719
5	1:22.956	+1.942	10:57:47.675
6	1:22.409	+1.395	10:59:10.084
7	1:21.462	+0.448	11:00:31.546
8	1:21.544	+0.530	11:01:53.090
9	1:21.014		11:03:14.104
10	1:21.625	+0.611	11:04:35.729
11	1:21.271	+0.257	11:05:57.000
12	1:21.082	+0.068	11:07:18.082
(22) Luke Tansley			
1	1:31.203	+9.875	10:52:18.439
2	1:25.104	+3.776	10:53:43.543
3	1:23.001	+1.673	10:55:06.544
4	1:22.368	+1.040	10:56:28.912
5	1:21.328		10:57:50.240
6	1:21.864	+0.536	10:59:12.104
7	1:21.659	+0.331	11:00:33.763
8	1:21.925	+0.597	11:01:55.688
9	1:22.136	+0.808	11:03:17.824
10	1:22.290	+0.962	11:04:40.114
11	1:22.112	+0.784	11:06:02.226
12	1:22.743	+1.415	11:07:24.969
(35) Matthew Shellcock			
1	1:28.426	+6.882	10:52:18.543
2	1:24.413	+2.869	10:53:42.956
3	1:25.021	+3.477	10:55:07.977
4	1:24.000	+2.456	10:56:31.977
5	1:22.110	+0.566	10:57:54.087
6	1:21.544		10:59:15.631
7	1:22.421	+0.877	11:00:38.052
8	1:22.125	+0.581	11:02:00.177
9	1:22.104	+0.560	11:03:22.281
10	1:22.963	+1.419	11:04:45.244
11	1:22.034	+0.490	11:06:07.278
12	1:21.907	+0.363	11:07:29.185
(17) Adam Robinson			
1	1:31.591	+11.399	10:52:21.712
2	1:25.533	+5.341	10:53:47.245
3	1:23.518	+3.326	10:55:10.763
4	1:23.397	+3.205	10:56:34.160
5	1:22.836	+2.644	10:57:56.996
6	1:22.931	+2.739	10:59:19.927
7	1:23.511	+3.319	11:00:43.438
8	1:21.837	+1.645	11:02:05.275

Lap	Lap Tm	Diff	Time of Day
9	1:22.084	+1.892	11:03:27.359
10	1:21.686	+1.494	11:04:49.045
11	1:20.192		11:06:09.237
12	1:21.586	+1.394	11:07:30.823
(196) Jamie Harris			
1	1:28.076	+6.060	10:52:17.815
2	1:25.100	+3.084	10:53:42.915
3	1:24.875	+2.859	10:55:07.790
4	1:24.143	+2.127	10:56:31.933
5	1:23.447	+1.431	10:57:55.380
6	1:23.680	+1.664	10:59:19.060
7	1:22.736	+0.720	11:00:41.796
8	1:22.358	+0.342	11:02:04.154
9	1:22.727	+0.711	11:03:26.881
10	1:22.504	+0.488	11:04:49.385
11	1:22.016		11:06:11.401
12	1:22.322	+0.306	11:07:33.723
(47) Nick Anderson			
1	1:30.179	+8.296	10:52:20.100
2	1:25.580	+3.697	10:53:45.680
3	1:24.158	+2.275	10:55:09.838
4	1:23.862	+1.979	10:56:33.700
5	1:22.820	+0.937	10:57:56.520
6	1:23.204	+1.321	10:59:19.724
7	1:22.747	+0.864	11:00:42.471
8	1:22.441	+0.558	11:02:04.912
9	1:22.164	+0.281	11:03:27.076
10	1:22.874	+0.991	11:04:49.950
11	1:22.124	+0.241	11:06:12.074
12	1:21.883		11:07:33.957
(10) Curtis Rothwell			
1	1:28.489	+6.271	10:52:18.951
2	1:25.176	+2.958	10:53:44.127
3	1:24.732	+2.514	10:55:08.859
4	1:23.749	+1.531	10:56:32.608
5	1:23.356	+1.138	10:57:55.964
6	1:23.486	+1.268	10:59:19.450
7	1:24.392	+2.174	11:00:43.842
8	1:22.489	+0.271	11:02:06.331
9	1:22.405	+0.187	11:03:28.736
10	1:22.218		11:04:50.954
11	1:22.390	+0.172	11:06:13.344
12	1:23.652	+1.434	11:07:36.996
(92) Matthew Jones			
1	1:31.592	+5.623	10:52:22.366
2	1:26.817	+0.848	10:53:49.183
3	1:27.578	+1.609	10:55:16.761
4	1:26.570	+0.601	10:56:43.331
5	1:26.379	+0.410	10:58:09.710
6	1:25.969		10:59:35.679
7	1:27.978	+2.009	11:01:03.657
8	1:27.453	+1.484	11:02:31.110
9	1:28.992	+3.023	11:04:00.102
10	1:28.160	+2.191	11:05:28.262
11	1:27.143	+1.174	11:06:55.405
12	1:29.614	+3.645	11:08:25.019

Chief Timekeeper:

Clerk of Course:

Weather & Track: Raining / Wet

Results: www.sportstimingservices.com

Printed: 19/09/2010 11:09:30





Thundersport GB - Rounds 14 and 15

Termignoni Superstock 600

Anglesey Circuit 1.550 Miles

Race 2

19/09/2010 10:50

Race started at 10:50:46

Lap	Lap Tm	Diff	Time of Day
(7) Jodie Chalk			
1	1:33.919	+6.639	10:52:24.310
2	1:32.559	+5.279	10:53:56.869
3	1:31.472	+4.192	10:55:28.341
4	1:29.701	+2.421	10:56:58.042
5	1:30.400	+3.120	10:58:28.442
6	1:29.011	+1.731	10:59:57.453
7	1:27.436	+0.156	11:01:24.889
8	1:27.402	+0.122	11:02:52.291
9	1:28.835	+1.555	11:04:21.126
10	1:27.439	+0.159	11:05:48.565
11	1:27.280		11:07:15.845

Lap	Lap Tm	Diff	Time of Day
-----	--------	------	-------------

Lap	Lap Tm	Diff	Time of Day
-----	--------	------	-------------

Chief Timekeeper:

Clerk of Course:

Weather & Track: Raining / Wet

Results: www.sportstimingservices.com

Printed: 19/09/2010 11:09:30





Thundersport GB - Rounds 14 and 15

Sorted on Laps

Termignoni Superstock 600

Anglesey Circuit 1.550 Miles

Race 10

19/09/2010 14:39

Race started at 14:39:16

Pos	No.	Name	Class	Make	Model	Laps	Total Tm	Diff	Best Tm	In Lap	Best Spd
1	2	Jonathan Lodge	Superstock 600	Yamaha	600	12	15:27.784		1:15.788	3	73.626
2	22	Luke Tansley	Superstock 600	Kawasaki	600	12	15:35.563	7.779	1:16.758	11	72.696
3	8	Marc Hughes	Superstock 600	Yamaha	600	12	15:40.380	12.596	1:16.758	11	72.696
4	23	Erol Ahmet	Superstock 600	Yamaha	600	12	15:42.441	14.657	1:17.237	10	72.245
5	14	Mark Newland	Superstock 600	Yamaha	600	12	15:49.412	21.628	1:17.499	10	72.001
6	31	Greg James	Superstock 600	Kawasaki	600	12	15:53.369	25.585	1:17.887	12	71.642
7	17	Adam Robinson	Superstock 600	Triumph	675	12	15:53.660	25.876	1:17.570	10	71.935
8	48	Scott Wilson	Superstock 600	Kawasaki	600	12	16:00.041	32.257	1:17.862	8	71.665
9	10	Curtis Rothwell	Superstock 600	Triumph	675	12	16:14.659	46.875	1:19.686	8	70.025
10	35	Matthew Shellcock	Superstock 600	Honda	600	12	16:37.517	1:09.733	1:19.500	4	70.189
11	7	Jodie Chalk	Superstock 600	Triumph	675	11	15:28.577	1 Lap	1:22.320	7	67.784

Not classified ()

143	Seb Bulpin	Superstock 600	Yamaha	600	10	13:16.486	DNF	1:18.463	3	71.116
47	Nick Anderson	Superstock 600	Yamaha	600	5	6:41.535	DNF	1:18.130	5	71.419
92	Matthew Jones	Superstock 600	Triumph	675		3.354	DNF		0	-

Margin of Victory	Avg. Speed	Best Lap Tm	Best Spd	Best Lap by
7.779	72.172	1:15.788	73.626	2 - Jonathan Lodge

Chief Timekeeper:

Clerk of Course:

Weather & Track: Cloudy / Wet

Results: www.sportstiming.com





Thundersport GB - Rounds 14 and 15

Lapchart

Termignoni Superstock 600

Anglesey Circuit 1.550 Miles

Race 10

19/09/2010 14:39

Race started at 14:39:16

Competitors	Laps													
	0	1	2	3	4	5	6	7	8	9	10	11	12	
Erol Ahmet (23)	1	23	2	2	2	2	2	2	2	2	2	2	2	2
Jonathan Lodge (2)	2	2	22	22	22	22	22	22	22	22	22	22	22	22
Luke Tansley (22)	3	22	143	143	143	8	8	8	8	8	8	8	8	8
Marc Hughes (8)	4	8	8	8	8	143	23	23	23	23	23	23	23	23
Seb Bulpin (143)	5	143	23	23	23	23	143	143	143	14	14	14	14	14
Mark Newland (14)	6	14	31	31	31	31	31	14	14	143	143	143	31	31
Scott Wilson (48)	7	48	14	14	14	47	47	31	31	31	48	31	17	17
Greg James (31)	8	31	47	47	47	14	14	48	48	48	31	48	48	48
Nick Anderson (47)	9	47	48	48	48	48	48	17	17	17	17	17	10	10
Adam Robinson (17)	10	17	35	35	35	35	17	10	10	10	10	10	35	35
Matthew Shellcock (35)	11	35	17	17	17	17	35	35	35	35	35	35	7	7
Matthew Jones (92)	12	92	10	10	10	10	10	7	7	7	7	7	7	7
Jodie Chalk (7)	13	7	7	7	7	7	7	7	7	7	7	7	7	7
Curtis Rothwell (10)	14	10												

Chief Timekeeper:

Clerk of Course:

Weather & Track: Cloudy / Wet

Results: www.sportstimingservices.com

Printed: 19/09/2010 14:57:46





Thundersport GB - Rounds 14 and 15

Termignoni Superstock 600

Anglesey Circuit 1.550 Miles

Race 10

19/09/2010 14:39

Race started at 14:39:16

Lap	Lap Tm	Diff	Time of Day
(2) Jonathan Lodge			
1	1:20.934	+5.146	14:40:37.061
2	1:16.028	+0.240	14:41:53.089
3	1:15.788		14:43:08.877
4	1:16.695	+0.907	14:44:25.572
5	1:17.077	+1.289	14:45:42.649
6	1:17.057	+1.269	14:46:59.706
7	1:17.058	+1.270	14:48:16.764
8	1:17.452	+1.664	14:49:34.216
9	1:17.277	+1.489	14:50:51.493
10	1:16.890	+1.102	14:52:08.383
11	1:17.211	+1.423	14:53:25.594
12	1:18.235	+2.447	14:54:43.829
(22) Luke Tansley			
1	1:22.569	+5.811	14:40:38.696
2	1:18.940	+2.182	14:41:57.636
3	1:18.082	+1.324	14:43:15.718
4	1:18.042	+1.284	14:44:33.760
5	1:17.369	+0.611	14:45:51.129
6	1:17.598	+0.840	14:47:08.727
7	1:17.150	+0.392	14:48:25.877
8	1:17.236	+0.478	14:49:43.113
9	1:16.884	+0.126	14:50:59.997
10	1:16.880	+0.122	14:52:16.877
11	1:16.758		14:53:33.635
12	1:17.973	+1.215	14:54:51.608
(8) Marc Hughes			
1	1:21.834	+5.076	14:40:40.003
2	1:19.242	+2.484	14:41:59.245
3	1:18.561	+1.803	14:43:17.806
4	1:18.248	+1.490	14:44:36.054
5	1:17.837	+1.079	14:45:53.891
6	1:17.914	+1.156	14:47:11.805
7	1:18.022	+1.264	14:48:29.827
8	1:17.805	+1.047	14:49:47.632
9	1:17.758	+1.000	14:51:05.390
10	1:17.338	+0.580	14:52:22.728
11	1:16.758		14:53:39.486
12	1:16.939	+0.181	14:54:56.425
(23) Erol Ahmet			
1	1:24.633	+7.396	14:40:40.678
2	1:18.801	+1.564	14:41:59.479
3	1:18.833	+1.596	14:43:18.312
4	1:19.269	+2.032	14:44:37.581
5	1:18.117	+0.880	14:45:55.698
6	1:17.369	+0.132	14:47:13.067
7	1:17.571	+0.334	14:48:30.638
8	1:18.041	+0.804	14:49:48.679
9	1:17.277	+0.040	14:51:05.956
10	1:17.237		14:52:23.193
11	1:17.404	+0.167	14:53:40.597
12	1:17.889	+0.652	14:54:58.486
(14) Mark Newland			
1	1:23.474	+5.975	14:40:41.992
2	1:19.664	+2.165	14:42:01.656
3	1:18.801	+1.302	14:43:20.457

Lap	Lap Tm	Diff	Time of Day
4	1:19.590	+2.091	14:44:40.047
5	1:18.181	+0.682	14:45:58.228
6	1:19.379	+1.880	14:47:17.607
7	1:18.520	+1.021	14:48:36.127
8	1:18.181	+0.682	14:49:54.308
9	1:17.983	+0.484	14:51:12.291
10	1:17.499		14:52:29.790
11	1:17.525	+0.026	14:53:47.315
12	1:18.142	+0.643	14:55:05.457
(31) Greg James			
1	1:22.999	+5.112	14:40:41.812
2	1:19.384	+1.497	14:42:01.196
3	1:18.931	+1.044	14:43:20.127
4	1:19.176	+1.289	14:44:39.303
5	1:18.155	+0.268	14:45:57.458
6	1:20.869	+2.982	14:47:18.327
7	1:18.603	+0.716	14:48:36.930
8	1:18.057	+0.170	14:49:54.987
9	1:19.476	+1.589	14:51:14.463
10	1:18.487	+0.600	14:52:32.950
11	1:18.577	+0.690	14:53:51.527
12	1:17.887		14:55:09.414
(17) Adam Robinson			
1	1:24.798	+7.228	14:40:43.944
2	1:20.545	+2.975	14:42:04.489
3	1:19.621	+2.051	14:43:24.110
4	1:19.505	+1.935	14:44:43.615
5	1:19.743	+2.173	14:46:03.358
6	1:18.879	+1.309	14:47:22.237
7	1:18.468	+0.898	14:48:40.705
8	1:18.106	+0.536	14:49:58.811
9	1:17.649	+0.079	14:51:16.460
10	1:17.570		14:52:34.030
11	1:17.733	+0.163	14:53:51.763
12	1:17.942	+0.372	14:55:09.705
(48) Scott Wilson			
1	1:24.394	+6.532	14:40:43.017
2	1:19.707	+1.845	14:42:02.724
3	1:18.855	+0.993	14:43:21.579
4	1:19.132	+1.270	14:44:40.711
5	1:18.395	+0.533	14:45:59.106
6	1:19.327	+1.465	14:47:18.433
7	1:19.224	+1.362	14:48:37.657
8	1:17.862		14:49:55.519
9	1:18.548	+0.686	14:51:14.067
10	1:19.205	+1.343	14:52:33.272
11	1:22.876	+5.014	14:53:56.148
12	1:19.938	+2.076	14:55:16.086
(10) Curtis Rothwell			
1	1:24.961	+5.275	14:40:44.689
2	1:20.839	+1.153	14:42:05.528
3	1:21.514	+1.828	14:43:27.042
4	1:21.303	+1.617	14:44:48.345
5	1:20.767	+1.081	14:46:09.112
6	1:20.664	+0.978	14:47:29.776
7	1:20.330	+0.644	14:48:50.106
8	1:19.686		14:50:09.792

Lap	Lap Tm	Diff	Time of Day
9	1:20.267	+0.581	14:51:30.059
10	1:19.860	+0.174	14:52:49.919
11	1:20.556	+0.870	14:54:10.475
12	1:20.229	+0.543	14:55:30.704
(35) Matthew Shellcock			
1	1:24.143	+4.643	14:40:43.307
2	1:20.345	+0.845	14:42:03.652
3	1:19.942	+0.442	14:43:23.594
4	1:19.500		14:44:43.094
5	1:20.392	+0.892	14:46:03.486
6	1:36.931	+17.431	14:47:40.417
7	1:20.729	+1.229	14:49:01.146
8	1:20.452	+0.952	14:50:21.598
9	1:21.890	+2.390	14:51:43.488
10	1:21.487	+1.987	14:53:04.975
11	1:23.198	+3.698	14:54:28.173
12	1:25.389	+5.889	14:55:53.562
(7) Jodie Chalk			
1	1:27.251	+4.931	14:40:46.672
2	1:24.072	+1.752	14:42:10.744
3	1:23.493	+1.173	14:43:34.237
4	1:23.439	+1.119	14:44:57.676
5	1:24.130	+1.810	14:46:21.806
6	1:23.846	+1.526	14:47:45.652
7	1:22.320		14:49:07.972
8	1:23.414	+1.094	14:50:31.386
9	1:23.224	+0.904	14:51:54.610
10	1:23.110	+0.790	14:53:17.720
11	1:26.902	+4.582	14:54:44.622
(143) Seb Bulpin			
1	1:21.367	+2.904	14:40:39.667
2	1:19.286	+0.823	14:41:58.953
3	1:18.463		14:43:17.416
4	1:19.996	+1.533	14:44:37.412
5	1:19.785	+1.322	14:45:57.197
6	1:18.953	+0.490	14:47:16.150
7	1:18.887	+0.424	14:48:35.037
8	1:19.697	+1.234	14:49:54.734
9	1:19.206	+0.743	14:51:13.940
10	1:18.591	+0.128	14:52:32.531
(47) Nick Anderson			
1	1:23.606	+5.476	14:40:42.628
2	1:19.372	+1.242	14:42:02.000
3	1:18.713	+0.583	14:43:20.713
4	1:18.737	+0.607	14:44:39.450
5	1:18.130		14:45:57.580

Chief Timekeeper:

Clerk of Course:

Weather & Track: Cloudy / Wet

Results: www.sportstimingservices.com

