



www.thundersportgb.com

Rounds 7 & 8

29th – 31st May 2010

Cadwell Park





Thundersport GB - Rounds 7 and 8

Sorted on Best Lap time

Aprilia Superteens

Cadwell Park 2.173 Miles

1st Qualifying

29/05/2010 13:41

Practice started at 13:41:33

Pos	No.	Name	Class	Make	Model	Best Tm	In Lap	Diff	2nd Best	2nd Lap
1	58	Harry Hartley	Superteen	Aprilia	125	1:54.871	6		1:55.404	9
2	55	Chrissy Rouse	Superteen	Aprilia	125	1:55.311	8	0.440	1:55.800	6
3	23	Matthew Hartley	Superteen	Aprilia	125	1:55.744	6	0.873	1:55.790	7
4	14	Luke Buckingham	Superteen	Aprilia	125	1:57.215	8	2.344	2:00.638	7
5	7	Callan Cooper	Superteen	Aprilia	125©	1:57.285	4	2.414	1:58.553	3
6	35	Jake Dixon	Superteen	Aprilia	125©	1:57.794	2	2.923	2:00.649	1
7	80	Callum Bey	Superteen	Aprilia	125©	1:58.223	7	3.352	2:00.365	8
8	88	Josh Daley	Superteen	Aprilia	125	1:59.050	6	4.179	1:59.308	7
9	18	Marcus Tatchell	Superteen	Aprilia	125	1:59.271	7	4.400	1:59.651	5
10	51	Luke Helm	Superteen	Aprilia	125	2:00.041	5	5.170	2:00.766	4
11	94	Jamie Thackeray	Superteen	Aprilia	125	2:00.171	9	5.300	2:00.657	8
12	114	Jack Keen	Superteen	Aprilia	125	2:00.541	8	5.670	2:00.674	9
13	24	Tommy Mountain	Superteen	Aprilia	125	2:02.525	8	7.654	2:03.289	5
14	12	Ryan Snaith	Superteen	Aprilia	125©	2:03.810	8	8.939	2:05.029	7
15	72	Brad Shaw	Superteen	Aprilia	125©	2:03.962	8	9.091	2:05.875	4
16	20	Tom Oliver	Superteen	Aprilia	125	2:04.360	8	9.489	2:05.186	9
17	99	Jordan Hole	Superteen	Aprilia	125©	2:04.494	6	9.623	2:07.352	2
18	34	Louis Dawson	Superteen	Aprilia	125©	2:04.536	8	9.665	2:05.853	6
19	155	Tommy Philp	Superteen	Aprilia	125 ©	2:05.100	6	10.229	2:05.412	4
20	46	Josh Corner	Superteen	Aprilia	125	2:05.246	8	10.375	2:05.504	9
21	111	Joe Collier	Superteen	Aprilia	125©	2:05.354	5	10.483	2:06.160	6
22	4	Sam Thompson	Superteen	Aprilia	125©	2:05.455	9	10.584	2:07.549	8
23	75	Bradley Jones	Superteen	Aprilia	125©	2:06.309	6	11.438	2:06.776	8
24	32	Nick Clift	Superteen	Aprilia	125	2:06.700	3	11.829	2:10.034	2
25	95	Luke Thackeray	Superteen	Aprilia	125	2:06.737	8	11.866	2:07.282	7
26	73	Sam Cherry	Superteen	Aprilia	125	2:06.867	7	11.996	2:07.665	8
27	9	Ben Luxton	Superteen	Aprilia	125	2:07.061	8	12.190	2:07.678	6
28	19	Charley Oakland	Superteen	Aprilia	125	2:07.591	6	12.720	2:08.267	5
29	194	Robyn Lindsay	Superteen	Aprilia	125	2:09.468	4	14.597	2:10.122	7
30	17	Alastair Dayus	Superteen	Aprilia	125©	2:12.206	5	17.335	2:13.158	4
31	77	James Robinson	Superteen	Aprilia	125	2:12.598	6	17.727	2:13.433	4
32	3	Michael Clifford	Superteen	Aprilia	125	2:13.911	7	19.040	2:15.824	6
33	11	Aaron Maxfield	Superteen	Aprilia	125©	2:14.493	4	19.622	2:17.602	2
34	37	Clinton Carver	Superteen	Aprilia	125©	2:23.289	2	28.418	6:36.987	1
35	29	Rhys Hutchinson	Superteen	Aprilia	125©	2:41.643	5	46.772	2:42.617	4
36	61	Harry Coomber	Superteen	Aprilia	125©		0			0

Chief Timekeeper:

Clerk of Course:

Weather & Track: Cloudy/ Wet

Results: www.sportstimingservices.com





Thundersport GB - Rounds 7 and 8

Sorted on Best Lap time

Aprilia Superteens

Cadwell Park 2.173 Miles

2nd Qualifying

30/05/2010 09:27

Practice started at 9:27:15

Pos	No.	Name	Class	Make	Model	Best Tm	In Lap	Diff	2nd Best	2nd Lap
1	55	Chrissy Rouse	Superteen	Aprilia	125	1:49.360	5		1:49.786	4
2	94	Jamie Thackeray	Superteen	Aprilia	125	1:49.815	4	0.455	1:50.249	5
3	80	Callum Bey	Superteen	Aprilia	125©	1:50.729	5	1.369	1:51.082	4
4	58	Harry Hartley	Superteen	Aprilia	125	1:50.748	5	1.388	1:52.244	4
5	155	Tommy Philp	Superteen	Aprilia	125 ©	1:51.428	5	2.068	1:52.479	4
6	35	Jake Dixon	Superteen	Aprilia	125©	1:51.541	5	2.181	1:51.814	4
7	14	Luke Buckingham	Superteen	Aprilia	125	1:51.694	5	2.334	1:52.892	4
8	73	Sam Cherry	Superteen	Aprilia	125	1:52.499	4	3.139	1:52.641	3
9	23	Matthew Hartley	Superteen	Aprilia	125	1:53.193	4	3.833	1:53.698	5
10	24	Tommy Mountain	Superteen	Aprilia	125	1:53.589	4	4.229	1:57.470	2
11	77	James Robinson	Superteen	Aprilia	125	1:53.727	5	4.367	1:54.905	3
12	88	Josh Daley	Superteen	Aprilia	125	1:53.839	4	4.479	1:53.895	3
13	114	Jack Keen	Superteen	Aprilia	125	1:54.237	4	4.877	1:54.366	3
14	7	Callan Cooper	Superteen	Aprilia	125©	1:54.586	5	5.226	1:54.756	4
15	18	Marcus Tatchell	Superteen	Aprilia	125	1:54.752	5	5.392	1:55.528	3
16	95	Luke Thackeray	Superteen	Aprilia	125	1:54.812	4	5.452	1:54.863	3
17	61	Harry Coomber	Superteen	Aprilia	125©	1:57.238	4	7.878	1:57.313	3
18	4	Sam Thompson	Superteen	Aprilia	125©	1:58.794	4	9.434	2:00.869	3
19	20	Tom Oliver	Superteen	Aprilia	125	1:58.853	2	9.493	2:03.160	3
20	19	Charley Oakland	Superteen	Aprilia	125	1:59.678	3	10.318	2:00.465	4
21	72	Brad Shaw	Superteen	Aprilia	125©	2:00.534	4	11.174	2:03.605	2
22	99	Jordan Hole	Superteen	Aprilia	125©	2:00.588	3	11.228	2:01.115	2
23	46	Josh Corner	Superteen	Aprilia	125	2:00.710	4	11.350	2:03.876	3
24	32	Nick Clift	Superteen	Aprilia	125	2:00.830	4	11.470	2:03.507	3
25	111	Joe Collier	Superteen	Aprilia	125©	2:01.393	4	12.033	2:05.154	3
26	12	Ryan Snaith	Superteen	Aprilia	125©	2:02.433	4	13.073	2:04.679	3
27	75	Bradley Jones	Superteen	Aprilia	125©	2:02.681	3	13.321	2:03.205	4
28	17	Alastair Dayus	Superteen	Aprilia	125©	2:03.238	4	13.878	2:04.927	3
29	43	Sidney Hargreaves	Superteen	Aprilia	125©	2:03.289	4	13.929	2:07.621	3
30	34	Louis Dawson	Superteen	Aprilia	125©	2:03.320	4	13.960	2:04.681	3
31	3	Michael Clifford	Superteen	Aprilia	125	2:04.756	2	15.396	2:12.659	1
32	194	Robyn Lindsay	Superteen	Aprilia	125	2:05.660	4	16.300	2:06.640	3
33	11	Aaron Maxfield	Superteen	Aprilia	125©	2:05.668	4	16.308	2:08.872	3
34	9	Ben Luxton	Superteen	Aprilia	125	2:06.788	4	17.428	2:07.454	3
35	37	Clinton Carver	Superteen	Aprilia	125©	2:07.991	3	18.631	2:08.613	4
36	26	Matthew Shillings	Superteen	Aprilia	125	2:31.065	2	41.705	2:33.768	3
37	29	Rhys Hutchinson	Superteen	Aprilia	125©	2:33.628	3	44.268	2:36.435	2
38	51	Luke Helm	Superteen	Aprilia	125		0			0

Chief Timekeeper:

Clerk of Course:

Weather &Track :Bright / Drying

Results: www.sportstimingservices.com

Printed: 30/05/2010 10:58:02





Thundersport GB - Rounds 7 and 8

Aprilia Superteens

Cadwell Park 2.173 Miles

Qualifying Overall

Pos	No.	Name	Class	Make	Model	Overall BestTm	R1. Best Tm	R2. Best Tm	Diff
1	55	Chrissy Rouse	Superteen	Aprilia	125	1:49.360	1:55.311	1:49.360	
2	94	Jamie Thackeray	Superteen	Aprilia	125	1:49.815	2:00.171	1:49.815	0.455
3	80	Callum Bey	Superteen	Aprilia	125©	1:50.729	1:58.223	1:50.729	1.369
4	58	Harry Hartley	Superteen	Aprilia	125	1:50.748	1:54.871	1:50.748	1.388
5	155	Tommy Philp	Superteen	Aprilia	125 ©	1:51.428	2:05.100	1:51.428	2.068
6	35	Jake Dixon	Superteen	Aprilia	125©	1:51.541	1:57.794	1:51.541	2.181
7	14	Luke Buckingham	Superteen	Aprilia	125	1:51.694	1:57.215	1:51.694	2.334
8	73	Sam Cherry	Superteen	Aprilia	125	1:52.499	2:06.867	1:52.499	3.139
9	23	Matthew Hartley	Superteen	Aprilia	125	1:53.193	1:55.744	1:53.193	3.833
10	24	Tommy Mountain	Superteen	Aprilia	125	1:53.589	2:02.525	1:53.589	4.229
11	77	James Robinson	Superteen	Aprilia	125	1:53.727	2:12.598	1:53.727	4.367
12	88	Josh Daley	Superteen	Aprilia	125	1:53.839	1:59.050	1:53.839	4.479
13	114	Jack Keen	Superteen	Aprilia	125	1:54.237	2:00.541	1:54.237	4.877
14	7	Callan Cooper	Superteen	Aprilia	125©	1:54.586	1:57.285	1:54.586	5.226
15	18	Marcus Tatchell	Superteen	Aprilia	125	1:54.752	1:59.271	1:54.752	5.392
16	95	Luke Thackeray	Superteen	Aprilia	125	1:54.812	2:06.737	1:54.812	5.452
17	61	Harry Coomber	Superteen	Aprilia	125©	1:57.238		1:57.238	7.878
18	4	Sam Thompson	Superteen	Aprilia	125©	1:58.794	2:05.455	1:58.794	9.434
19	20	Tom Oliver	Superteen	Aprilia	125	1:58.853	2:04.360	1:58.853	9.493
20	19	Charley Oakland	Superteen	Aprilia	125	1:59.678	2:07.591	1:59.678	10.318
21	51	Luke Helm	Superteen	Aprilia	125	2:00.041	2:00.041		10.681
22	72	Brad Shaw	Superteen	Aprilia	125©	2:00.534	2:03.962	2:00.534	11.174
23	99	Jordan Hole	Superteen	Aprilia	125©	2:00.588	2:04.494	2:00.588	11.228
24	46	Josh Corner	Superteen	Aprilia	125	2:00.710	2:05.246	2:00.710	11.350
25	32	Nick Clift	Superteen	Aprilia	125	2:00.830	2:06.700	2:00.830	11.470
26	111	Joe Collier	Superteen	Aprilia	125©	2:01.393	2:05.354	2:01.393	12.033
27	12	Ryan Snaith	Superteen	Aprilia	125©	2:02.433	2:03.810	2:02.433	13.073
28	75	Bradley Jones	Superteen	Aprilia	125©	2:02.681	2:06.309	2:02.681	13.321
29	17	Alastair Dayus	Superteen	Aprilia	125©	2:03.238	2:12.206	2:03.238	13.878
30	43	Sidney Hargreaves	Superteen	Aprilia	125©	2:03.289		2:03.289	13.929
31	34	Louis Dawson	Superteen	Aprilia	125©	2:03.320	2:04.536	2:03.320	13.960
32	3	Michael Clifford	Superteen	Aprilia	125	2:04.756	2:13.911	2:04.756	15.396
33	194	Robyn Lindsay	Superteen	Aprilia	125	2:05.660	2:09.468	2:05.660	16.300
34	11	Aaron Maxfield	Superteen	Aprilia	125©	2:05.668	2:14.493	2:05.668	16.308
35	9	Ben Luxton	Superteen	Aprilia	125	2:06.788	2:07.061	2:06.788	17.428
36	37	Clinton Carver	Superteen	Aprilia	125©	2:07.991	2:23.289	2:07.991	18.631
37	26	Matthew Shillings	Superteen	Aprilia	125	2:31.065		2:31.065	41.705
38	29	Rhys Hutchinson	Superteen	Aprilia	125©	2:33.628	2:41.643	2:33.628	44.268

Chief Timekeeper:

Clerk of Course:

Weather &Track :Bright /Dry

Results: www.sportstimingservices.com

Printed: 30/05/2010 09:38:53





Thundersport GB - Rounds 7 and 8

Aprilia Superteens

Cadwell Park 2.173 Miles

Race Grid - Sunday & Monday

30/05/2010

Race



POLE POSITION

3	2	1	1
80	94	55	
6	5	4	2
35	155	58	
9	8	7	3
23	73	14	
12	11	10	4
88	77	24	
15	14	13	5
18	7	114	
18	17	16	6
4	61	95	
21	20	19	7
51	19	20	
24	23	22	8
46	99	72	
27	26	25	9
12	111	32	
30	29	28	10
43	17	75	
33	32	31	11
194	3	34	
36	35	34	12
37	9	11	

Chief Timekeeper:
 Clerk of Course:
 Weather &Track :Bright /Dry
 Results: www.sportstimingservices.com
 Printed: 30/05/2010 09:40:28





Thundersport GB - Rounds 7 and 8


Aprilia Superteens

Cadwell Park 2.173 Miles

Race 3

30/05/2010 12:01

Race



38
29

37
26

13

Chief Timekeeper:

Clerk of Course:

Weather &Track :Bright /Dry

Results: www.sportstimingservices.com

Printed: 30/05/2010 09:40:28





Thundersport GB - Rounds 7 and 8

Sorted on Laps

Aprilia Superteens

Cadwell Park 2.173 Miles

Race 3

30/05/2010 12:10

Race started at 12:10:58

Pos	No.	Name	Class	Make	Model	Laps	Total Tm	Diff	Best Tm	Best Spd	In Lap
1	55	Chrissy Rouse	Superteen	Aprilia	125	9	17:42.994		1:53.631	68.844	8
2	80	Callum Bey	Superteen	Aprilia	125©	9	17:44.193	1.199	1:54.134	68.540	9
3	14	Luke Buckingham	Superteen	Aprilia	125	9	17:56.363	13.369	1:54.786	68.151	8
4	94	Jamie Thackeray	Superteen	Aprilia	125	9	17:59.909	16.915	1:56.304	67.262	6
5	7	Callan Cooper	Superteen	Aprilia	125©	9	18:13.155	30.161	1:58.713	65.897	8
6	24	Tommy Mountain	Superteen	Aprilia	125	9	18:15.364	32.370	1:58.702	65.903	8
7	114	Jack Keen	Superteen	Aprilia	125	9	18:30.361	47.367	1:58.670	65.921	9
8	18	Marcus Tatchell	Superteen	Aprilia	125	9	19:17.343	1:34.349	2:01.322	64.480	5
9	155	Tommy Philp	Superteen	Aprilia	125	9	19:17.894	1:34.900	2:03.203	63.495	9
10	19	Charley Oakland	Superteen	Aprilia	125	9	19:21.198	1:38.204	2:03.102	63.547	6
11	72	Brad Shaw	Superteen	Aprilia	125©	9	19:27.696	1:44.702	2:04.346	62.912	6
12	34	Louis Dawson	Superteen	Aprilia	125©	9	19:36.721	1:53.727	2:06.473	61.854	6
13	4	Sam Thompson	Superteen	Aprilia	125©	9	19:40.972	1:57.978	2:06.923	61.634	9
14	51	Luke Helm	Superteen	Aprilia	125	9	19:47.068	2:04.074	2:03.840	63.169	8
15	111	Joe Collier	Superteen	Aprilia	125©	9	19:48.787	2:05.793	2:03.260	63.466	6
16	75	Bradley Jones	Superteen	Aprilia	125©	9	19:52.732	2:09.738	2:07.479	61.365	5
17	20	Tom Oliver	Superteen	Aprilia	125	8	17:56.240	1 Lap	2:07.827	61.198	8
18	9	Ben Luxton	Superteen	Aprilia	125	8	18:24.313	1 Lap	2:10.453	59.966	8
19	23	Matthew Hartley	Superteen	Aprilia	125	8	18:49.552	1 Lap	2:15.315	57.812	8
20	11	Aaron Maxfield	Superteen	Aprilia	125©	8	18:49.632	1 Lap	2:13.994	58.382	6
21	95	Luke Thackeray	Superteen	Aprilia	125	8	18:50.693	1 Lap	2:13.045	58.798	8
22	37	Clinton Carver	Superteen	Aprilia	125©	8	19:34.372	1 Lap	2:19.840	55.941	5

Not classified ()

17	Alastair Dayus	Superteen	Aprilia	125©	7	16:48.441	DNF	2:12.338	59.112	6
58	Harry Hartley	Superteen	Aprilia	125	6	14:17.453	DNF	2:19.063	56.254	6
35	Jake Dixon	Superteen	Aprilia	125©	3	6:03.947	DNF	1:58.028	66.279	2
12	Ryan Snaith	Superteen	Aprilia	125©	3	7:50.964	DNF	2:31.546	51.620	3
46	Josh Corner	Superteen	Aprilia	125	3	7:54.419	DNF	2:32.679	51.237	3
61	Harry Coomber	Superteen	Aprilia	125©	2	2:07.876	DNF	2:06.401	61.889	1
99	Jordan Hole	Superteen	Aprilia	125©	2	4:45.403	DNF	2:17.355	56.953	2
43	Sidney Hargreaves	Superteen	Aprilia	125©	2	5:25.346	DNF	2:39.496	49.047	1
194	Robyn Lindsay	Superteen	Aprilia	125	1	2:32.903	DNF	2:26.082	53.551	1
77	James Robinson	Superteen	Aprilia	125	1	2:35.479	DNF	2:31.607	51.599	1
73	Sam Cherry	Superteen	Aprilia	125		2.891	DNF	-	-	0
32	Nick Clift	Superteen	Aprilia	125		6.072	DNF	-	-	0
26	Matthew Shillings	Superteen	Aprilia	125		7.807	DNF	-	-	0

Announcements

No. 11, 61, 94, 111 - PLEASE PUT PUT TRANSPONDER ON FOR RACE

No.18 - 10 Second Penalty added - YELLOW FLAG INFRINGEMENT

Margin of Victory	Avg. Speed	Best Lap Tm	Best Spd	Best Lap by
1.199	66.233	1:53.631	68.844	55 - Chrissy Rouse

Chief Timekeeper:

Clerk of Course:

Weather &Track :Raining / Wet

Results: www.sportstimingservices.com





Thundersport GB - Rounds 7 and 8

Lapchart

Aprilia Superteens

Cadwell Park 2.173 Miles

Race 3

30/05/2010 12:10

Race started at 12:10:58

Competitors	Laps										
	0	1	2	3	4	5	6	7	8	9	
Chrissy Rouse (55)	1	55	35	35	80	80	80	80	55	55	55
Callum Bey (80)	2	80	80	80	35	55	55	55	80	80	80
Harry Coomber (61)	3	61	55	55	55	14	14	14	14	14	14
Jake Dixon (35)	4	35	61	14	14	7	7	7	7	7	7
Tommy Philp (155)	5	155	14	7	7	24	24	24	24	24	24
Harry Hartley (58)	6	58	24	24	24	114	114	114	114	114	114
Sam Cherry (73)	7	73	7	114	114	155	155	18	18	18	18
Luke Buckingham (14)	8	14	114	155	155	19	18	155	155	155	155
Matthew Hartley (23)	9	23	155	72	72	18	19	19	19	19	19
Tommy Mountain (24)	10	24	72	34	34	72	72	72	72	72	72
Jack Keen (114)	11	114	34	19	19	34	34	34	34	34	34
Callan Cooper (7)	12	7	20	4	18	4	4	4	4	4	4
James Robinson (77)	13	77	58	18	4	75	75	75	75	75	51
Marcus Tatchell (18)	14	18	19	75	75	51	51	51	51	51	75
Luke Helm (51)	15	51	51	99	20	20	20	20	20	20	
Tom Oliver (20)	16	20	4	20	51	9	9	9	9	9	
Luke Thackeray (95)	17	95	75	51	9	58	58	58	23	23	
Charley Oakland (19)	18	19	99	58	58	23	23	23	95	95	
Brad Shaw (72)	19	72	95	95	23	95	95	95	17	37	
Ryan Snaith (12)	20	12	23	9	95	17	17	17	37		
Sam Thompson (4)	21	4	9	23	17	37	37	37	94		
Bradley Jones (75)	22	75	18	37	37	94	94	94	111		
Jordan Hole (99)	23	99	194	17	12	111	111	111			
Sidney Hargreaves (43)	24	43	77	12	46	11	11	11			
Nick Cliff (32)	25	32	12	46	94						
Louis Dawson (34)	26	34	37	43	111						
Ben Luxton (9)	27	9	43	94	11						
Robyn Lindsay (194)	28	194	46	111							
Clinton Carver (37)	29	37	17	11							
Josh Corner (46)	30	46	94								
Alastair Dayus (17)	31	17	111								
Matthew Shillings (26)	32	26	11								
Jamie Thackeray (94)	33	94									
Joe Collier (111)	34	111									
Aaron Maxfield (11)	35	11									

Chief Timekeeper:

Clerk of Course:

Weather &Track :Dry / Wet

Results: www.sportstimingservices.com

Printed: 30/05/2010 12:35:06





Thundersport GB - Rounds 7 and 8

Aprilia Superteens

Cadwell Park 2.173 Miles

Race 3

30/05/2010 12:10

Race started at 12:10:58


Lap	Lap Tm	Diff	Time of Day
(55) Chrissy Rouse			
1	2:06.286	+12.655	12:13:06.528
2	2:00.339	+6.708	12:15:06.867
3	1:58.589	+4.958	12:17:05.456
4	1:58.442	+4.811	12:19:03.898
5	1:57.788	+4.157	12:21:01.686
6	1:58.309	+4.678	12:22:59.995
7	1:54.349	+0.718	12:24:54.344
8	1:53.631		12:26:47.975
9	1:53.920	+0.289	12:28:41.895
(80) Callum Bey			
1	2:03.377	+9.243	12:13:03.627
2	1:57.933	+3.799	12:15:01.560
3	1:59.214	+5.080	12:17:00.774
4	1:59.589	+5.455	12:19:00.363
5	2:00.545	+6.411	12:21:00.908
6	1:56.994	+2.860	12:22:57.902
7	1:56.849	+2.715	12:24:54.751
8	1:54.209	+0.075	12:26:48.960
9	1:54.134		12:28:43.094
(14) Luke Buckingham			
1	2:05.026	+10.240	12:13:06.913
2	2:01.243	+6.457	12:15:08.156
3	1:59.964	+5.178	12:17:08.120
4	1:58.703	+3.917	12:19:06.823
5	1:59.186	+4.400	12:21:06.009
6	1:58.682	+3.896	12:23:04.691
7	2:00.614	+5.828	12:25:05.305
8	1:54.786		12:27:00.091
9	1:55.173	+0.387	12:28:55.264
(94) Jamie Thackeray			
1	1:59.721	+3.417	12:17:07.209
2	2:00.795	+4.491	12:19:08.004
3	0:057	-1:56.246	12:19:08.062
4	1:59.738	+3.434	12:21:07.800
5	3:58.289	+2:01.985	12:25:06.089
6	1:56.304		12:27:02.393
7	1:56.417	+0.113	12:28:58.810
(7) Callan Cooper			
1	2:06.563	+7.850	12:13:09.153
2	2:01.408	+2.695	12:15:10.561
3	2:00.464	+1.751	12:17:11.025
4	2:00.273	+1.560	12:19:11.298
5	2:00.587	+1.874	12:21:11.885
6	2:00.419	+1.706	12:23:12.304
7	2:02.061	+3.348	12:25:14.365
8	1:58.713		12:27:13.078
9	1:58.978	+0.265	12:29:12.056
(24) Tommy Mountain			
1	2:05.476	+6.774	12:13:07.630
2	2:03.703	+5.001	12:15:11.333
3	2:00.833	+2.131	12:17:12.166
4	2:01.058	+2.356	12:19:13.224
5	2:01.730	+3.028	12:21:14.954
6	2:00.834	+2.132	12:23:15.788

Lap	Lap Tm	Diff	Time of Day
7	2:00.280	+1.578	12:25:16.068
8	1:58.702		12:27:14.770
9	1:59.495	+0.793	12:29:14.265
(114) Jack Keen			
1	2:11.864	+13.194	12:13:14.349
2	2:06.737	+8.067	12:15:21.086
3	2:03.982	+5.312	12:17:25.068
4	2:03.695	+5.025	12:19:28.763
5	2:01.027	+2.357	12:21:29.790
6	1:59.498	+0.828	12:23:29.288
7	2:00.084	+1.414	12:25:29.372
8	2:01.220	+2.550	12:27:30.592
9	1:58.670		12:29:29.262
(18) Marcus Tatchell			
1	2:27.304	+25.982	12:13:30.454
2	2:12.141	+10.819	12:15:42.595
3	2:06.416	+5.094	12:17:49.011
4	2:08.761	+7.439	12:19:57.772
5	2:01.322		12:21:59.094
6	2:01.442	+0.120	12:24:00.536
7	2:01.634	+0.312	12:26:02.170
8	2:02.724	+1.402	12:28:04.894
9	2:01.350	+0.028	12:30:06.244
(155) Tommy Philp			
1	2:14.120	+10.917	12:13:15.426
2	2:11.756	+8.553	12:15:27.182
3	2:12.614	+9.411	12:17:39.796
4	2:10.664	+7.461	12:19:50.460
5	2:08.561	+5.358	12:21:59.021
6	2:05.769	+2.566	12:24:04.790
7	2:04.692	+1.489	12:26:09.482
8	2:04.110	+0.907	12:28:13.592
9	2:03.203		12:30:16.795
(19) Charley Oakland			
1	2:22.096	+18.994	12:13:26.174
2	2:13.606	+10.504	12:15:39.780
3	2:08.983	+5.881	12:17:48.763
4	2:08.737	+5.635	12:19:57.500
5	2:07.228	+4.126	12:22:04.728
6	2:03.102		12:24:07.830
7	2:03.671	+0.569	12:26:11.501
8	2:04.012	+0.910	12:28:15.513
9	2:04.586	+1.484	12:30:20.099
(72) Brad Shaw			
1	2:12.933	+8.587	12:13:17.185
2	2:13.478	+9.132	12:15:30.663
3	2:13.645	+9.299	12:17:44.308
4	2:13.962	+9.616	12:19:58.270
5	2:06.948	+2.602	12:22:05.218
6	2:04.346		12:24:09.564
7	2:05.524	+1.178	12:26:15.088
8	2:05.527	+1.181	12:28:20.615
9	2:05.982	+1.636	12:30:26.597
(34) Louis Dawson			
1	2:16.476	+10.003	12:13:21.689

Lap	Lap Tm	Diff	Time of Day
2	2:14.461	+7.988	12:15:36.150
3	2:11.881	+5.408	12:17:48.031
4	2:10.636	+4.163	12:19:58.667
5	2:07.314	+0.841	12:22:05.981
6	2:06.473		12:24:12.454
7	2:08.035	+1.562	12:26:20.489
8	2:07.573	+1.100	12:28:28.062
9	2:07.560	+1.087	12:30:35.622
(4) Sam Thompson			
1	2:22.055	+15.132	12:13:26.490
2	2:14.732	+7.809	12:15:41.222
3	2:10.543	+3.620	12:17:51.765
4	2:09.853	+2.930	12:20:01.618
5	2:08.089	+1.166	12:22:09.707
6	2:07.138	+0.215	12:24:16.845
7	2:08.740	+1.817	12:26:25.585
8	2:07.365	+0.442	12:28:32.950
9	2:06.923		12:30:39.873
(51) Luke Helm			
1	2:23.071	+19.231	12:13:26.465
2	2:20.638	+16.798	12:15:47.103
3	2:16.064	+12.224	12:18:03.167
4	2:13.613	+9.773	12:20:16.780
5	2:08.829	+4.989	12:22:25.609
6	2:05.779	+1.939	12:24:31.388
7	2:05.755	+1.915	12:26:37.143
8	2:03.840		12:28:40.983
9	2:04.986	+1.146	12:30:45.969
(111) Joe Collier			
1	2:15.665	+12.405	12:18:03.166
2	2:12.177	+8.917	12:20:15.343
3	2:13.563	+10.303	12:22:28.907
4	2:03.592	+0.332	12:24:32.499
5	2:05.754	+2.494	12:26:38.253
6	2:03.260		12:28:41.513
7	2:06.175	+2.915	12:30:47.688
(75) Bradley Jones			
1	2:22.193	+14.714	12:13:26.869
2	2:16.705	+9.226	12:15:43.574
3	2:10.352	+2.873	12:17:53.926
4	2:10.664	+3.185	12:20:04.590
5	2:07.479		12:22:12.069
6	2:08.051	+0.572	12:24:20.120
7	2:09.228	+1.749	12:26:29.348
8	2:09.756	+2.277	12:28:39.104
9	2:12.529	+5.050	12:30:51.633
(20) Tom Oliver			
1	2:21.879	+14.052	12:13:25.415
2	2:20.394	+12.567	12:15:45.809
3	2:15.774	+7.947	12:18:01.583
4	2:16.346	+8.519	12:20:17.929
5	2:11.592	+3.765	12:22:29.521
6	2:08.793	+0.966	12:24:38.314
7	2:09.000	+1.173	12:26:47.314
8	2:07.827		12:28:55.141

Chief Timekeeper:
 Clerk of Course:
 Weather & Track : Dry / Wet
 Results: www.sportstimingservices.com
 Printed: 30/05/2010 12:34:38





Thundersport GB - Rounds 7 and 8

Aprilia Superteens

Cadwell Park 2.173 Miles

Race 3

30/05/2010 12:10

Race started at 12:10:58

Lap	Lap Tm	Diff	Time of Day
(9) Ben Luxton			
1	2:24.618	+14.165	12:13:30.069
2	2:21.145	+10.692	12:15:51.214
3	2:18.805	+8.352	12:18:10.019
4	2:19.967	+9.514	12:20:29.986
5	2:16.410	+5.957	12:22:46.396
6	2:14.800	+4.347	12:25:01.196
7	2:11.565	+1.112	12:27:12.761
8	2:10.453		12:29:23.214
(23) Matthew Hartley			
1	2:27.819	+12.504	12:13:29.931
2	2:23.155	+7.840	12:15:53.086
3	2:21.446	+6.131	12:18:14.532
4	2:21.474	+6.159	12:20:36.006
5	2:21.518	+6.203	12:22:57.524
6	2:18.966	+3.651	12:25:16.490
7	2:16.648	+1.333	12:27:33.138
8	2:15.315		12:29:48.453
(11) Aaron Maxfield			
1	2:20.181	+6.186	12:18:29.364
2	2:17.213	+3.218	12:20:46.577
3	2:16.151	+2.156	12:23:02.728
4	2:15.422	+1.427	12:25:18.150
5	2:16.389	+2.394	12:27:34.539
6	2:13.994		12:29:48.534
(95) Luke Thackeray			
1	2:24.319	+11.274	12:13:28.040
2	2:23.119	+10.074	12:15:51.159
3	2:23.962	+10.917	12:18:15.121
4	2:21.087	+8.042	12:20:36.208
5	2:21.589	+8.544	12:22:57.797
6	2:19.309	+6.264	12:25:17.106
7	2:19.443	+6.398	12:27:36.549
8	2:13.045		12:29:49.594
(37) Clinton Carver			
1	2:37.546	+17.706	12:13:43.311
2	2:34.329	+14.489	12:16:17.640
3	2:28.103	+8.263	12:18:45.743
4	2:21.074	+1.234	12:21:06.817
5	2:19.840		12:23:26.657
6	2:21.755	+1.915	12:25:48.412
7	2:24.069	+4.229	12:28:12.481
8	2:20.792	+0.952	12:30:33.273
(17) Alastair Dayus			
1	2:39.318	+26.980	12:13:45.686
2	2:32.375	+20.037	12:16:18.061
3	2:26.954	+14.616	12:18:45.015
4	2:20.589	+8.251	12:21:05.604
5	2:16.320	+3.982	12:23:21.924
6	2:12.338		12:25:34.262
7	2:13.080	+0.742	12:27:47.342
(58) Harry Hartley			
1	2:24.265	+5.202	12:13:25.577
2	2:25.329	+6.266	12:15:50.906
3	2:23.429	+4.366	12:18:14.335

Lap	Lap Tm	Diff	Time of Day
4	2:21.632	+2.569	12:20:35.967
5	2:21.324	+2.261	12:22:57.291
6	2:19.063		12:25:16.354
(35) Jake Dixon			
1	2:01.054	+3.026	12:13:02.229
2	1:58.028		12:15:00.257
3	2:02.591	+4.563	12:17:02.848
(12) Ryan Snaith			
1	2:38.481	+6.935	12:13:42.843
2	2:35.476	+3.930	12:16:18.319
3	2:31.546		12:18:49.865
(46) Josh Corner			
1	2:39.169	+6.490	12:13:45.253
2	2:35.388	+2.709	12:16:20.641
3	2:32.679		12:18:53.320
(61) Harry Coomber			
1	2:06.401		12:13:06.777
(99) Jordan Hole			
1	2:22.109	+4.754	12:13:26.949
2	2:17.355		12:15:44.304
(43) Sidney Hargreaves			
1	2:39.496		12:13:44.431
2	2:39.816	+0.320	12:16:24.247
(194) Robyn Lindsay			
1	2:26.082		12:13:31.804
(77) James Robinson			
1	2:31.607		12:13:34.380

Lap	Lap Tm	Diff	Time of Day
-----	--------	------	-------------

Chief Timekeeper:

Clerk of Course:

Weather & Track : Dry / Wet

Results: www.sportstimingservices.com





Thundersport GB - Rounds 7 and 8

Sorted on Laps

Aprilia Superteens

Cadwell Park 2.173 Miles

Race 12

30/05/2010 17:26

Race started at 17:26:17

Pos	No.	Name	Class	Make	Model	Laps	Total Tm	Diff	Best Tm	Best Spd	In Lap
1	55	Chrissy Rouse	Superteen	Aprilia	125	8	14:48.978		1:49.077	71.718	6
2	35	Jake Dixon	Superteen	Aprilia	125©	8	14:52.389	3.411	1:49.234	71.615	6
3	24	Tommy Mountain	Superteen	Aprilia	125	8	14:54.135	5.157	1:50.236	70.964	6
4	80	Callum Bey	Superteen	Aprilia	125©	8	15:06.128	17.150	1:49.792	71.251	4
5	114	Jack Keen	Superteen	Aprilia	125	8	15:06.170	17.192	1:50.826	70.586	6
6	73	Sam Cherry	Superteen	Aprilia	125	8	15:11.110	22.132	1:51.365	70.245	6
7	51	Luke Helm	Superteen	Aprilia	125	8	15:17.228	28.250	1:51.350	70.254	7
8	58	Harry Hartley	Superteen	Aprilia	125	8	15:19.046	30.068	1:52.924	69.275	3
9	20	Tom Oliver	Superteen	Aprilia	125	8	15:34.923	45.945	1:54.747	68.174	6
10	95	Luke Thackeray	Superteen	Aprilia	125	8	15:36.308	47.330	1:54.284	68.451	6
11	23	Matthew Hartley	Superteen	Aprilia	125	8	15:44.926	55.948	1:55.230	67.889	3
12	88	Josh Daley	Superteen	Aprilia	125	8	15:47.719	58.741	1:53.042	69.203	3
13	77	James Robinson	Superteen	Aprilia	125	8	15:52.491	1:03.513	1:57.373	66.649	6
14	72	Brad Shaw	Superteen	Aprilia	125©	8	15:55.635	1:06.657	1:56.952	66.889	7
15	61	Harry Coomber	Superteen	Aprilia	125©	8	16:05.653	1:16.675	1:58.260	66.149	8
16	111	Joe Collier	Superteen	Aprilia	125©	8	16:13.996	1:25.018	1:59.644	65.384	6
17	75	Bradley Jones	Superteen	Aprilia	125©	8	16:16.462	1:27.484	1:58.488	66.022	6
18	4	Sam Thompson	Superteen	Aprilia	125©	8	16:16.552	1:27.574	1:59.270	65.589	8
19	9	Ben Luxton	Superteen	Aprilia	125	8	16:32.909	1:43.931	1:59.441	65.495	8
20	34	Louis Dawson	Superteen	Aprilia	125©	8	16:36.105	1:47.127	1:59.977	65.202	7
21	17	Alastair Dayus	Superteen	Aprilia	125©	8	16:37.161	1:48.183	2:00.364	64.993	8
22	32	Nick Clift	Superteen	Aprilia	125	8	16:37.622	1:48.644	2:00.734	64.794	7
23	3	Michael Clifford	Superteen	Aprilia	125	8	16:40.349	1:51.371	2:01.842	64.204	7
24	43	Sidney Hargreaves	Superteen	Aprilia	125©	7	14:52.175	1 Lap	2:04.394	62.887	7
25	194	Robyn Lindsay	Superteen	Aprilia	125	7	14:52.684	1 Lap	2:04.446	62.861	7
26	12	Ryan Snaith	Superteen	Aprilia	125©	7	14:54.111	1 Lap	2:03.147	63.524	7
27	11	Aaron Maxfield	Superteen	Aprilia	125©	7	15:20.560	1 Lap	2:06.717	61.734	7
28	26	Matthew Shillings	Superteen	Aprilia	125	7	15:25.345	1 Lap	2:06.478	61.851	7
29	37	Clinton Carver	Superteen	Aprilia	125©	7	15:26.892	1 Lap	2:07.932	61.148	5
30	29	Rhys Hutchinson	Superteen	Aprilia	125©	6	15:17.987	2 Laps	2:30.271	52.058	6

Not classified ()

7	Callan Cooper	Superteen	Aprilia	125©	7	13:19.412	DNF	1:51.564	70.119	7
155	Tommy Philp	Superteen	Aprilia	125	6	11:19.316	DNF	1:50.934	70.518	2
18	Marcus Tatchell	Superteen	Aprilia	125	6	11:45.701	DNF	1:54.394	68.385	6
94	Jamie Thackeray	Superteen	Aprilia	125	5	9:19.233	DNF	1:49.693	71.315	5
99	Jordan Hole	Superteen	Aprilia	125©	3	6:05.903	DNF	1:58.350	66.099	2
19	Charley Oakland	Superteen	Aprilia	125	1	2:09.996	DNF	2:05.304	62.431	1

Announcements

No.20 - PLEASE PUT TRANSPONDER ON FOR RACES

Margin of Victory	Avg. Speed	Best Lap Tm	Best Spd	Best Lap by
3.411	70.398	1:49.077	71.718	55 - Chrissy Rouse

Chief Timekeeper:
Clerk of Course:
Weather & Track Bright / Wet
Results: www.sportstiming.com





Thundersport GB - Rounds 7 and 8

Sorted on Laps

Aprilia Superteens

Cadwell Park 2.173 Miles

Race 12

30/05/2010 17:26

Race started at 17:26:17

Pos	No.	Name	Class	Make	Model	Laps	Total Tm	Diff	Best Tm	Best Spd	In Lap
	46	Josh Corner	Superteen	Aprilia	125	1	2:16.059	DNF	2:10.719	59.844	1
	14	Luke Buckingham	Superteen	Aprilia	125		2.876	DNF		-	0

Announcements

No.20 - PLEASE PUT TRANSPONDER ON FOR RACES

Margin of Victory	Avg. Speed	Best Lap Tm	Best Spd	Best Lap by
3.411	70.398	1:49.077	71.718	55 - Chrissy Rouse

Chief Timekeeper:

Clerk of Course:

Weather & Track Bright / Wet

Results: www.sportstimeservices.com





Thundersport GB - Rounds 7 and 8

Lapchart

Aprilia Superteens

Cadwell Park 2.173 Miles

Race 12

30/05/2010 17:26

Race started at 17:26:17

Competitors	Laps								
	0	1	2	3	4	5	6	7	8
Chrissy Rouse (55)	1	55	55	55	55	55	55	55	55
Callum Bey (80)	2	80	155	155	80	80	94	35	35
Jamie Thackeray (94)	3	94	80	80	94	94	80	24	24
Harry Hartley (58)	4	58	58	94	24	24	35	80	80
Tommy Philp (155)	5	155	94	24	155	35	24	155	114
Jake Dixon (35)	6	35	35	35	35	155	155	114	73
Luke Buckingham (14)	7	14	24	58	58	114	114	73	7
Matthew Hartley (23)	8	23	114	114	114	58	58	7	51
Tommy Mountain (24)	9	24	23	73	88	73	7	58	58
Sam Cherry (73)	10	73	73	88	73	88	73	51	95
Josh Daley (88)	11	88	88	23	7	51	51	88	88
James Robinson (77)	12	77	7	51	51	7	88	18	23
Jack Keen (114)	13	114	51	7	23	23	18	95	77
Callan Cooper (7)	14	7	61	18	18	18	23	23	72
Marcus Tatchell (18)	15	18	18	61	95	95	95	77	61
Harry Coomber (61)	16	61	77	95	61	77	77	72	111
Luke Helm (51)	17	51	95	77	77	72	72	61	4
Luke Thackeray (95)	18	95	72	99	99	61	61	111	75
Charley Oakland (19)	19	19	4	72	72	111	111	4	9
Brad Shaw (72)	20	72	99	4	111	4	4	75	32
Joe Collier (111)	21	111	19	111	4	75	75	9	34
Sam Thompson (4)	22	4	111	75	75	34	34	32	17
Josh Corner (46)	23	46	75	3	3	3	9	34	3
Ryan Snaith (12)	24	12	3	34	34	9	32	3	43
Nick Clift (32)	25	32	34	9	9	32	3	17	194
Jordan Hole (99)	26	99	46	17	32	17	17	43	12
Sidney Hargreaves (43)	27	43	17	32	17	43	43	194	11
Bradley Jones (75)	28	75	9	43	43	194	194	12	26
Alastair Dayus (17)	29	17	43	194	194	12	12	11	37
Louis Dawson (34)	30	34	32	12	12	11	11	37	20
Michael Clifford (3)	31	3	194	37	37	37	37	26	
Aaron Maxfield (11)	32	11	12	11	11	26	26	20	
Ben Luxton (9)	33	9	37	26	26	20	20	29	
Clinton Carver (37)	34	37	11	29	29	29	29		
Robyn Lindsay (194)	35	194	26	20	20				
Rhys Hutchinson (29)	36	29	29						
Matthew Shillings (26)	37	26	20						
Tom Oliver (20)	38	20							

Chief Timekeeper:

Clerk of Course:

Weather &Track Bright / Wet

Results: www.sportstimingservices.com

Printed: 30/05/2010 17:45:50





Thundersport GB - Rounds 7 and 8

Aprilia Superteens

Cadwell Park 2.173 Miles

Race 12

30/05/2010 17:26

Race started at 17:26:17

Lap	Lap Tm	Diff	Time of Day
(55) Chrissy Rouse			
1	1:56.384	+7.307	17:28:14.850
2	1:50.777	+1.700	17:30:05.627
3	1:50.377	+1.300	17:31:56.004
4	1:50.023	+0.946	17:33:46.027
5	1:50.465	+1.388	17:35:36.492
6	1:49.077		17:37:25.569
7	1:49.265	+0.188	17:39:14.834
8	1:51.542	+2.465	17:41:06.376
(35) Jake Dixon			
1	1:57.060	+7.826	17:28:16.580
2	1:51.788	+2.554	17:30:08.368
3	1:50.974	+1.740	17:31:59.342
4	1:50.211	+0.977	17:33:49.553
5	1:50.511	+1.277	17:35:40.064
6	1:49.234		17:37:29.298
7	1:50.015	+0.781	17:39:19.313
8	1:50.474	+1.240	17:41:09.787
(24) Tommy Mountain			
1	1:56.177	+5.941	17:28:16.767
2	1:50.777	+0.541	17:30:07.544
3	1:50.772	+0.536	17:31:58.316
4	1:50.961	+0.725	17:33:49.277
5	1:51.021	+0.785	17:35:40.298
6	1:50.236		17:37:30.534
7	1:50.359	+0.123	17:39:20.893
8	1:50.640	+0.404	17:41:11.533
(80) Callum Bey			
1	1:56.800	+7.008	17:28:15.521
2	1:51.381	+1.589	17:30:06.902
3	1:49.977	+0.185	17:31:56.879
4	1:49.792		17:33:46.671
5	1:53.163	+3.371	17:35:39.834
6	1:56.703	+6.911	17:37:36.537
7	1:54.548	+4.756	17:39:31.085
8	1:52.441	+2.649	17:41:23.526
(114) Jack Keen			
1	1:57.027	+6.201	17:28:18.004
2	1:52.120	+1.294	17:30:10.124
3	1:52.328	+1.502	17:32:02.452
4	1:52.752	+1.926	17:33:55.204
5	1:51.428	+0.602	17:35:46.632
6	1:50.826		17:37:37.458
7	1:53.843	+3.017	17:39:31.301
8	1:52.267	+1.441	17:41:23.568
(73) Sam Cherry			
1	1:58.924	+7.559	17:28:19.634
2	1:53.679	+2.314	17:30:13.313
3	1:53.810	+2.445	17:32:07.123
4	1:53.795	+2.430	17:34:00.918
5	1:52.581	+1.216	17:35:53.499
6	1:51.365		17:37:44.864
7	1:51.634	+0.269	17:39:36.498
8	1:52.010	+0.645	17:41:28.508

Lap	Lap Tm	Diff	Time of Day
(51) Luke Helm			
1	1:59.443	+8.093	17:28:21.260
2	1:53.561	+2.211	17:30:14.821
3	1:53.090	+1.740	17:32:07.911
4	1:53.154	+1.804	17:34:01.065
5	1:53.244	+1.894	17:35:54.309
6	1:52.879	+1.529	17:37:47.188
7	1:51.350		17:39:38.538
8	1:56.088	+4.738	17:41:34.626
(58) Harry Hartley			
1	1:56.673	+3.749	17:28:16.086
2	1:53.299	+0.375	17:30:09.385
3	1:52.924		17:32:02.309
4	1:54.850	+1.926	17:33:57.159
5	1:55.401	+2.477	17:35:52.560
6	1:54.585	+1.661	17:37:47.145
7	1:53.229	+0.305	17:39:40.374
8	1:56.070	+3.146	17:41:36.444
(20) Tom Oliver			
1	1:56.892	+2.145	17:30:19.638
2	1:56.268	+1.521	17:32:15.906
3	1:55.511	+0.764	17:34:11.417
4	1:55.764	+1.017	17:36:07.181
5	1:54.925	+0.178	17:38:02.106
6	1:54.747		17:39:56.853
7	1:55.468	+0.721	17:41:52.321
(95) Luke Thackeray			
1	2:02.630	+8.346	17:28:24.497
2	1:57.627	+3.343	17:30:22.124
3	1:55.791	+1.507	17:32:17.915
4	1:55.588	+1.304	17:34:13.503
5	1:55.731	+1.447	17:36:09.234
6	1:54.284		17:38:03.518
7	1:55.350	+1.066	17:39:58.868
8	1:54.838	+0.554	17:41:53.706
(23) Matthew Hartley			
1	1:58.912	+3.682	17:28:19.216
2	1:55.595	+0.365	17:30:14.811
3	1:55.230		17:32:10.041
4	1:57.484	+2.254	17:34:07.525
5	2:01.537	+6.307	17:36:09.062
6	1:56.243	+1.013	17:38:05.305
7	1:57.694	+2.464	17:40:02.999
8	1:59.325	+4.095	17:42:02.324
(88) Josh Daley			
1	1:59.635	+6.593	17:28:20.362
2	1:53.472	+0.430	17:30:13.834
3	1:53.042		17:32:06.876
4	1:54.130	+1.088	17:34:01.006
5	1:57.527	+4.485	17:35:58.533
6	2:03.399	+10.357	17:38:01.932
7	1:59.607	+6.565	17:40:01.539
8	2:03.578	+10.536	17:42:05.117
(77) James Robinson			
1	2:03.379	+6.006	17:28:24.208

Lap	Lap Tm	Diff	Time of Day
(72) Brad Shaw			
2	1:58.200	+0.827	17:30:22.408
3	1:58.294	+0.921	17:32:20.702
4	1:58.275	+0.902	17:34:18.977
5	1:57.786	+0.413	17:36:16.763
6	1:57.373		17:38:14.136
7	1:57.509	+0.136	17:40:11.645
8	1:58.244	+0.871	17:42:09.889
(61) Harry Coomber			
1	2:03.597	+6.645	17:28:26.049
2	1:59.724	+2.772	17:30:25.773
3	1:57.755	+0.803	17:32:23.528
4	1:57.812	+0.860	17:34:21.340
5	1:59.124	+2.172	17:36:20.464
6	1:57.835	+0.883	17:38:18.299
7	1:56.952		17:40:15.251
8	1:57.782	+0.830	17:42:13.033
(111) Joe Collier			
1	2:06.262	+6.618	17:28:28.780
2	2:01.204	+1.560	17:30:29.984
3	2:00.024	+0.380	17:32:30.008
4	2:00.501	+0.857	17:34:30.509
5	2:00.780	+1.136	17:36:31.289
6	1:59.644		17:38:30.933
7	2:00.432	+0.788	17:40:31.365
8	2:00.029	+0.385	17:42:31.394
(75) Bradley Jones			
1	2:08.729	+10.241	17:28:31.947
2	2:03.194	+4.706	17:30:35.141
3	2:02.407	+3.919	17:32:37.548
4	2:00.760	+2.272	17:34:38.308
5	1:59.225	+0.737	17:36:37.533
6	1:58.488		17:38:36.021
7	1:59.259	+0.771	17:40:35.280
8	1:58.580	+0.092	17:42:33.860
(4) Sam Thompson			
1	2:03.459	+4.189	17:28:26.112
2	2:03.811	+4.541	17:30:29.923
3	2:00.993	+1.723	17:32:30.916
4	2:00.313	+1.043	17:34:31.229
5	2:02.913	+3.643	17:36:34.142
6	1:59.761	+0.491	17:38:33.903
7	2:00.777	+1.507	17:40:34.680
8	1:59.270		17:42:33.950
(9) Ben Luxton			
1	2:10.468	+11.027	17:28:34.357
2	2:05.444	+6.003	17:30:39.801

Chief Timekeeper:
Clerk of Course:
Weather &Track Bright / Wet
Results: www.sportstimingservices.com
Printed: 30/05/2010 17:45:27





Thundersport GB - Rounds 7 and 8

Aprilia Superteens

Cadwell Park 2.173 Miles

Race 12

30/05/2010 17:26

Race started at 17:26:17

Lap	Lap Tm	Diff	Time of Day
3	2:03.938	+4.497	17:32:43.739
4	2:04.372	+4.931	17:34:48.111
5	2:02.099	+2.658	17:36:50.210
6	2:01.007	+1.566	17:38:51.217
7	1:59.649	+0.208	17:40:50.866
8	1:59.441		17:42:50.307

(34) Louis Dawson

1	2:09.808	+9.831	17:28:33.321
2	2:05.358	+5.381	17:30:38.679
3	2:03.821	+3.844	17:32:42.500
4	2:03.780	+3.803	17:34:46.280
5	2:03.205	+3.228	17:36:49.485
6	2:03.137	+3.160	17:38:52.622
7	1:59.977		17:40:52.599
8	2:00.904	+0.927	17:42:53.503

(17) Alastair Dayus

1	2:10.828	+10.464	17:28:34.204
2	2:07.274	+6.910	17:30:41.478
3	2:04.032	+3.668	17:32:45.510
4	2:03.501	+3.137	17:34:49.011
5	2:02.832	+2.468	17:36:51.843
6	2:01.985	+1.621	17:38:53.828
7	2:00.367	+0.003	17:40:54.195
8	2:00.364		17:42:54.559

(32) Nick Clift

1	2:13.555	+12.821	17:28:36.482
2	2:05.533	+4.799	17:30:42.015
3	2:02.336	+1.602	17:32:44.351
4	2:04.203	+3.469	17:34:48.554
5	2:02.020	+1.286	17:36:50.574
6	2:01.161	+0.427	17:38:51.735
7	2:00.734		17:40:52.469
8	2:02.551	+1.817	17:42:55.020

(3) Michael Clifford

1	2:09.547	+7.705	17:28:33.253
2	2:03.731	+1.889	17:30:36.984
3	2:04.970	+3.128	17:32:41.954
4	2:05.794	+3.952	17:34:47.748
5	2:03.435	+1.593	17:36:51.183
6	2:01.945	+0.103	17:38:53.128
7	2:01.842		17:40:54.970
8	2:02.777	+0.935	17:42:57.747

(43) Sidney Hargreaves

1	2:12.351	+7.957	17:28:35.526
2	2:07.587	+3.193	17:30:43.113
3	2:04.817	+0.423	17:32:47.930
4	2:05.771	+1.377	17:34:53.701
5	2:04.839	+0.445	17:36:58.540
6	2:06.639	+2.245	17:39:05.179
7	2:04.394		17:41:09.573

(194) Robyn Lindsay

1	2:13.140	+8.694	17:28:37.447
2	2:06.501	+2.055	17:30:43.948
3	2:05.206	+0.760	17:32:49.154
4	2:06.922	+2.476	17:34:56.076

Lap	Lap Tm	Diff	Time of Day
5	2:04.794	+0.348	17:37:00.870
6	2:04.766	+0.320	17:39:05.636
7	2:04.446		17:41:10.082

(12) Ryan Snaith

1	2:14.941	+11.794	17:28:37.847
2	2:07.694	+4.547	17:30:45.541
3	2:07.947	+4.800	17:32:53.488
4	2:06.381	+3.234	17:34:59.869
5	2:04.857	+1.710	17:37:04.726
6	2:03.636	+0.489	17:39:08.362
7	2:03.147		17:41:11.509

(11) Aaron Maxfield

1	2:16.394	+9.677	17:28:40.281
2	2:12.502	+5.785	17:30:52.783
3	2:12.348	+5.631	17:33:05.131
4	2:10.640	+3.923	17:35:15.771
5	2:07.723	+1.006	17:37:23.494
6	2:07.747	+1.030	17:39:31.241
7	2:06.717		17:41:37.958

(26) Matthew Shillings

1	2:16.661	+10.183	17:28:41.574
2	2:12.323	+5.845	17:30:53.897
3	2:12.559	+6.081	17:33:06.456
4	2:10.435	+3.957	17:35:16.891
5	2:10.322	+3.844	17:37:27.213
6	2:09.052	+2.574	17:39:36.265
7	2:06.478		17:41:42.743

(37) Clinton Carver

1	2:15.480	+7.548	17:28:39.701
2	2:12.538	+4.606	17:30:52.239
3	2:12.747	+4.815	17:33:04.986
4	2:11.704	+3.772	17:35:16.690
5	2:07.932		17:37:24.622
6	2:09.669	+1.737	17:39:34.291
7	2:09.999	+2.067	17:41:44.290

(29) Rhys Hutchinson

1	2:31.562	+1.291	17:28:56.336
2	2:32.757	+2.486	17:31:29.093
3	2:32.337	+2.066	17:34:01.430
4	2:32.664	+2.393	17:36:34.094
5	2:31.020	+0.749	17:39:05.114
6	2:30.271		17:41:35.385

(7) Callan Cooper

1	1:59.884	+8.320	17:28:20.887
2	1:54.016	+2.452	17:30:14.903
3	1:52.327	+0.763	17:32:07.230
4	1:54.081	+2.517	17:34:01.311
5	1:52.163	+0.599	17:35:53.474
6	1:51.772	+0.208	17:37:45.246
7	1:51.564		17:39:36.810

(155) Tommy Philp

1	1:55.717	+4.783	17:28:15.182
2	1:50.934		17:30:06.116
3	1:52.733	+1.799	17:31:58.849

Lap	Lap Tm	Diff	Time of Day
4	1:53.898	+2.964	17:33:52.747
5	1:52.542	+1.608	17:35:45.289
6	1:51.425	+0.491	17:37:36.714

(18) Marcus Tatchell

1	2:02.172	+7.778	17:28:23.282
2	1:56.939	+2.545	17:30:20.221
3	1:56.302	+1.908	17:32:16.523
4	1:55.584	+1.190	17:34:12.107
5	1:56.598	+2.204	17:36:08.705
6	1:54.394		17:38:03.099

(94) Jamie Thackeray

1	1:57.384	+7.691	17:28:16.329
2	1:50.735	+1.042	17:30:07.064
3	1:50.057	+0.364	17:31:57.121
4	1:49.817	+0.124	17:33:46.938
5	1:49.693		17:35:36.631

(99) Jordan Hole

1	2:03.273	+4.923	17:28:26.379
2	1:58.350		17:30:24.729
3	1:58.572	+0.222	17:32:23.301

(19) Charley Oakland

1	2:05.304		17:28:27.394
---	-----------------	--	--------------

(46) Josh Corner

1	2:10.719		17:28:33.457
---	-----------------	--	--------------

Chief Timekeeper:

Clerk of Course:

Weather & Track Bright / Wet

Results: www.sportstimingservices.com

Printed: 30/05/2010 17:45:27





Thundersport GB - Rounds 7 and 8

Sorted on Laps

Aprilia Superteens

Cadwell Park 2.173 Miles

Race 4

31/05/2010 11:48

Race started at 11:48:00

Pos	No.	Name	Class	Make	Model	Laps	Total Tm	Diff	Best Tm	Best Spd	In Lap
1	80	Callum Bey	Superteen	Aprilia	125©	8	14:26.745		1:46.928	73.160	7
2	55	Chrissy Rouse	Superteen	Aprilia	125	8	14:26.751	0.006	1:46.679	73.330	7
3	24	Tommy Mountain	Superteen	Aprilia	125	8	14:35.284	8.539	1:47.422	72.823	8
4	35	Jake Dixon	Superteen	Aprilia	125©	8	14:35.343	8.598	1:47.794	72.572	8
5	114	Jack Keen	Superteen	Aprilia	125	8	14:42.504	15.759	1:48.740	71.940	7
6	94	Jamie Thackeray	Superteen	Aprilia	125	8	14:42.725	15.980	1:48.465	72.123	6
7	155	Tommy Philp	Superteen	Aprilia	125	8	14:45.416	18.671	1:49.538	71.416	7
8	88	Josh Daley	Superteen	Aprilia	125	8	14:46.901	20.156	1:48.873	71.853	4
9	23	Matthew Hartley	Superteen	Aprilia	125	8	14:46.957	20.212	1:48.624	72.017	8
10	73	Sam Cherry	Superteen	Aprilia	125	8	14:47.348	20.603	1:49.228	71.619	7
11	20	Tom Oliver	Superteen	Aprilia	125	8	14:58.177	31.432	1:50.671	70.685	3
12	51	Luke Helm	Superteen	Aprilia	125	8	14:58.273	31.528	1:50.456	70.823	3
13	61	Harry Coomber	Superteen	Aprilia	125©	8	14:58.747	32.002	1:50.810	70.597	7
14	7	Callan Cooper	Superteen	Aprilia	125©	8	14:58.801	32.056	1:51.014	70.467	3
15	95	Luke Thackeray	Superteen	Aprilia	125	8	15:13.256	46.511	1:51.482	70.171	7
16	77	James Robinson	Superteen	Aprilia	125	8	15:19.849	53.104	1:51.528	70.142	8
17	72	Brad Shaw	Superteen	Aprilia	125©	8	15:20.055	53.310	1:52.229	69.704	7
18	18	Marcus Tatchell	Superteen	Aprilia	125	8	15:28.755	1:02.010	1:51.393	70.227	6
19	111	Joe Collier	Superteen	Aprilia	125©	8	15:34.365	1:07.620	1:53.505	68.920	8
20	46	Josh Corner	Superteen	Aprilia	125	8	15:36.900	1:10.155	1:53.914	68.673	6
21	3	Michael Clifford	Superteen	Aprilia	125	8	15:37.700	1:10.955	1:52.873	69.306	8
22	32	Nick Clift	Superteen	Aprilia	125	8	15:40.971	1:14.226	1:54.311	68.434	7
23	99	Jordan Hole	Superteen	Aprilia	125©	8	15:43.644	1:16.899	1:54.830	68.125	8
24	34	Louis Dawson	Superteen	Aprilia	125©	8	15:46.516	1:19.771	1:55.490	67.736	4
25	75	Bradley Jones	Superteen	Aprilia	125©	8	15:46.660	1:19.915	1:54.308	68.436	6
26	4	Sam Thompson	Superteen	Aprilia	125©	8	15:46.953	1:20.208	1:55.230	67.889	7
27	43	Sidney Hargreaves	Superteen	Aprilia	125©	8	15:47.109	1:20.364	1:54.612	68.255	6
28	12	Ryan Snaith	Superteen	Aprilia	125©	8	15:50.940	1:24.195	1:56.064	67.401	8
29	19	Charley Oakland	Superteen	Aprilia	125	8	15:58.020	1:31.275	1:56.558	67.115	3
30	194	Robyn Lindsay	Superteen	Aprilia	125	8	16:14.383	1:47.638	1:59.001	65.737	6
31	11	Aaron Maxfield	Superteen	Aprilia	125©	7	14:31.062	1 Lap	2:01.367	64.456	6
32	37	Clinton Carver	Superteen	Aprilia	125©	7	14:33.024	1 Lap	2:00.233	65.064	4
33	26	Matthew Shillings	Superteen	Aprilia	125	7	14:40.389	1 Lap	2:00.447	64.948	7

Not classified ()

17	Alastair Dayus	Superteen	Aprilia	125©	4	8:04.560	DNF	1:56.934	66.899	3
14	Luke Buckingham	Superteen	Aprilia	125	3	5:36.806	DNF	1:49.904	71.178	3
9	Ben Luxton	Superteen	Aprilia	125	3	6:38.181	DNF	2:08.162	61.038	3

Announcements

No.20 - PLEASE PUT TRANSPONDER ON FOR RACES

Margin of Victory	Avg. Speed	Best Lap Tm	Best Spd	Best Lap by
0.006	72.204	1:46.679	73.330	55 - Chrissy Rouse

Chief Timekeeper:
Clerk of Course:
Weather &Track;Bright / Dry
Results: www.sportstiming.com





Thundersport GB - Rounds 7 and 8

Sorted on Laps

Aprilia Superteens

Cadwell Park 2.173 Miles

Race 4

31/05/2010 11:48

Race started at 11:48:00

Pos	No.	Name	Class	Make	Model	Laps	Total Tm	Diff	Best Tm	Best Spd	In Lap
	29	Rhys Hutchinson	Superteen	Aprilia	125©	3	7:24.703	DNF	2:25.017	53.944	3
	58	Harry Hartley	Superteen	Aprilia	125		1.867	DNF		-	0

Announcements

No.20 - PLEASE PUT TRANSPONDER ON FOR RACES

Margin of Victory	Avg. Speed	Best Lap Tm	Best Spd	Best Lap by
0.006	72.204	1:46.679	73.330	55 - Chrissy Rouse

Chief Timekeeper:

Clerk of Course:

Weather &Track;Bright / Dry

Results: www.sportstimeservices.com





Thundersport GB - Rounds 7 and 8

Lapchart

Aprilia Superteens

Cadwell Park 2.173 Miles

Race 4

31/05/2010 11:48

Race started at 11:48:00

Competitors	Laps									
	0	1	2	3	4	5	6	7	8	
Chrissy Rouse (55)	1	55	80	55	55	80	55	80	80	80
Callum Bey (80)	2	80	55	80	80	55	80	55	55	55
Jamie Thackeray (94)	3	94	35	24	35	35	35	35	24	24
Tommy Philp (155)	4	155	24	35	24	24	24	24	35	35
Harry Hartley (58)	5	58	155	114	155	155	114	114	114	114
Jake Dixon (35)	6	35	94	155	94	94	155	94	94	94
Luke Buckingham (14)	7	14	114	94	14	114	94	155	155	155
Matthew Hartley (23)	8	23	14	14	114	73	88	88	88	88
Sam Cherry (73)	9	73	73	73	73	23	73	73	73	23
Tommy Mountain (24)	10	24	23	23	23	88	23	23	23	73
Josh Daley (88)	11	88	7	7	88	51	51	51	51	51
Callan Cooper (7)	12	7	88	88	7	7	7	7	61	61
James Robinson (77)	13	77	51	51	51	61	61	61	7	7
Jack Keen (114)	14	114	61	61	61	95	95	95	95	95
Marcus Tatchell (18)	15	18	77	72	72	72	72	72	72	77
Luke Helm (51)	16	51	72	95	95	77	77	77	77	72
Luke Thackeray (95)	17	95	95	77	77	111	111	18	18	18
Harry Coomber (61)	18	61	46	111	111	46	18	111	111	111
Charley Oakland (19)	19	19	111	46	32	32	46	46	46	46
Brad Shaw (72)	20	72	32	32	46	99	99	3	3	3
Josh Corner (46)	21	46	19	19	19	18	32	32	32	32
Ryan Snaith (12)	22	12	99	99	99	3	3	99	99	99
Nick Clift (32)	23	32	17	3	3	34	34	34	75	34
Joe Collier (111)	24	111	3	43	43	4	4	75	34	75
Sam Thompson (4)	25	4	43	34	34	19	75	4	4	4
Jordan Hole (99)	26	99	34	17	18	17	43	43	43	43
Bradley Jones (75)	27	75	4	4	17	75	12	12	12	12
Alastair Dayus (17)	28	17	75	18	4	43	19	19	19	19
Sidney Hargreaves (43)	29	43	12	75	75	12	194	194	194	194
Michael Clifford (3)	30	3	37	12	12	194	37	37	11	11
Louis Dawson (34)	31	34	194	37	194	37	11	11	37	37
Robyn Lindsay (194)	32	194	18	194	37	11	26	26	26	26
Aaron Maxfield (11)	33	11	11	11	11	26	20	20	20	20
Ben Luxton (9)	34	9	9	26	26	20	20	20	20	20
Rhys Hutchinson (29)	35	29	26	9	9	9	9	9	9	9
Clinton Carver (37)	36	37	29	29	29	29	29	29	29	29
Matthew Shillings (26)	37	26	20	20	20	20	20	20	20	20
Tom Oliver (20)	38	20	20	20	20	20	20	20	20	20

Chief Timekeeper:

Clerk of Course:

Weather &Track;Bright / Dry

Results: www.sportstimingservices.com

Printed: 31/05/2010 12:10:31





Thundersport GB - Rounds 7 and 8

Aprilia Superteens

Cadwell Park 2.173 Miles

Race 4

31/05/2010 11:48

Race started at 11:48:00

Lap	Lap Tm	Diff	Time of Day
(80) Callum Bey			
1	1:53.231	+6.303	11:49:54.921
2	1:47.726	+0.798	11:51:42.647
3	1:47.635	+0.707	11:53:30.282
4	1:47.998	+1.070	11:55:18.280
5	1:47.443	+0.515	11:57:05.723
6	1:47.478	+0.550	11:58:53.201
7	1:46.928		12:00:40.129
8	1:47.123	+0.195	12:02:27.252

(55) Chrissy Rouse			
1	1:53.785	+7.106	11:49:55.282
2	1:47.307	+0.628	11:51:42.589
3	1:47.251	+0.572	11:53:29.840
4	1:48.614	+1.935	11:55:18.454
5	1:46.877	+0.198	11:57:05.331
6	1:48.120	+1.441	11:58:53.451
7	1:46.679		12:00:40.130
8	1:47.128	+0.449	12:02:27.258

(24) Tommy Mountain			
1	1:52.901	+5.479	11:49:56.306
2	1:48.510	+1.088	11:51:44.816
3	1:48.943	+1.521	11:53:33.759
4	1:49.566	+2.144	11:55:23.325
5	1:48.755	+1.333	11:57:12.080
6	1:48.449	+1.027	11:59:00.529
7	1:47.840	+0.418	12:00:48.369
8	1:47.422		12:02:35.791

(35) Jake Dixon			
1	1:53.459	+5.665	11:49:55.886
2	1:49.120	+1.326	11:51:45.006
3	1:48.595	+0.801	11:53:33.601
4	1:48.897	+1.103	11:55:22.498
5	1:49.260	+1.466	11:57:11.758
6	1:47.844	+0.050	11:58:59.602
7	1:48.454	+0.660	12:00:48.056
8	1:47.794		12:02:35.850

(114) Jack Keen			
1	1:52.958	+4.218	11:49:56.742
2	1:49.470	+0.730	11:51:46.212
3	1:51.383	+2.643	11:53:37.595
4	1:49.453	+0.713	11:55:27.048
5	1:49.047	+0.307	11:57:16.095
6	1:49.369	+0.629	11:59:05.464
7	1:48.740		12:00:54.204
8	1:48.807	+0.067	12:02:43.011

(94) Jamie Thackeray			
1	1:54.849	+6.384	11:49:56.645
2	1:50.431	+1.966	11:51:47.076
3	1:49.770	+1.305	11:53:36.846
4	1:50.040	+1.575	11:55:26.886
5	1:50.125	+1.660	11:57:17.011
6	1:48.465		11:59:05.476
7	1:49.113	+0.648	12:00:54.589
8	1:48.643	+0.178	12:02:43.232

(155) Tommy Philp			
1	1:53.961	+4.423	11:49:56.320
2	1:50.341	+0.803	11:51:46.661
3	1:49.880	+0.342	11:53:36.541
4	1:50.091	+0.553	11:55:26.632
5	1:50.332	+0.794	11:57:16.964
6	1:49.680	+0.142	11:59:06.644
7	1:49.538		12:00:56.182
8	1:49.741	+0.203	12:02:45.923

(88) Josh Daley			
1	1:56.603	+7.730	11:50:00.157
2	1:51.019	+2.146	11:51:51.176
3	1:50.066	+1.193	11:53:41.242
4	1:48.873		11:55:30.115
5	1:49.608	+0.735	11:57:19.723
6	1:49.039	+0.166	11:59:08.762
7	1:49.159	+0.286	12:00:57.921
8	1:49.487	+0.614	12:02:47.408

(23) Matthew Hartley			
1	1:56.134	+7.510	11:49:59.220
2	1:50.647	+2.023	11:51:49.867
3	1:50.662	+2.038	11:53:40.529
4	1:49.487	+0.863	11:55:30.016
5	1:50.056	+1.432	11:57:20.072
6	1:49.780	+1.156	11:59:09.852
7	1:48.988	+0.364	12:00:58.840
8	1:48.624		12:02:47.464

(73) Sam Cherry			
1	1:55.101	+5.873	11:49:58.277
2	1:51.225	+1.997	11:51:49.502
3	1:49.823	+0.595	11:53:39.325
4	1:50.059	+0.831	11:55:29.384
5	1:50.467	+1.239	11:57:19.851
6	1:49.403	+0.175	11:59:09.254
7	1:49.228		12:00:58.482
8	1:49.373	+0.145	12:02:47.855

(20) Tom Oliver			
1	3:42.063	+1:51.391	11:55:34.204
2	1:51.571	+0.899	11:57:25.776
3	1:50.671		11:59:16.447
4	1:50.847	+0.175	12:01:07.294
5	1:51.390	+0.718	12:02:58.685

(51) Luke Helm			
1	1:56.158	+5.702	11:50:00.861
2	1:51.096	+0.640	11:51:51.957
3	1:50.456		11:53:42.413
4	1:51.001	+0.545	11:55:33.414
5	1:52.200	+1.744	11:57:25.614
6	1:51.211	+0.755	11:59:16.825
7	1:50.948	+0.492	12:01:07.773
8	1:51.007	+0.551	12:02:58.780

(61) Harry Coomber			
1	1:56.568	+5.758	11:50:01.400
2	1:51.514	+0.704	11:51:52.914
3	1:50.838	+0.028	11:53:43.752

4	1:51.234	+0.424	11:55:34.986
5	1:51.107	+0.297	11:57:26.093
6	1:51.300	+0.490	11:59:17.393
7	1:50.810		12:01:08.203
8	1:51.051	+0.241	12:02:59.254

(7) Callan Cooper			
1	1:56.167	+5.153	11:49:59.823
2	1:51.313	+0.299	11:51:51.136
3	1:51.014		11:53:42.150
4	1:51.382	+0.368	11:55:33.532
5	1:52.131	+1.117	11:57:25.663
6	1:51.344	+0.330	11:59:17.007
7	1:51.253	+0.239	12:01:08.260
8	1:51.048	+0.034	12:02:59.308

(95) Luke Thackeray			
1	1:59.792	+8.310	11:50:04.518
2	1:54.617	+3.135	11:51:59.135
3	1:54.383	+2.901	11:53:53.518
4	1:53.408	+1.926	11:55:46.926
5	1:52.035	+0.553	11:57:38.961
6	1:51.801	+0.319	11:59:30.762
7	1:51.482		12:01:22.244
8	1:51.519	+0.037	12:03:13.763

(77) James Robinson			
1	2:00.079	+8.551	11:50:03.806
2	1:55.971	+4.443	11:51:59.777
3	1:54.818	+3.290	11:53:54.595
4	1:53.407	+1.879	11:55:48.002
5	1:54.515	+2.987	11:57:42.517
6	1:53.746	+2.218	11:59:36.263
7	1:52.565	+1.037	12:01:28.828
8	1:51.528		12:03:20.356

(72) Brad Shaw			
1	1:59.087	+6.858	11:50:04.280
2	1:54.843	+2.614	11:51:59.123
3	1:54.331	+2.102	11:53:53.454
4	1:54.207	+1.978	11:55:47.661
5	1:54.678	+2.449	11:57:42.339
6	1:53.259	+1.030	11:59:35.598
7	1:52.229		12:01:27.827
8	1:52.735	+0.506	12:03:20.562

(18) Marcus Tatchell			
1	2:11.968	+20.575	11:50:15.999
2	1:54.242	+2.849	11:52:10.241
3	1:55.826	+4.433	11:54:06.067
4	1:53.872	+2.479	11:55:59.939
5	1:53.565	+2.172	11:57:53.504
6	1:51.393		11:59:44.897
7	1:51.795	+0.402	12:01:36.692
8	1:52.570	+1.177	12:03:29.262

(111) Joe Collier			
1	2:02.398	+8.893	11:50:07.896
2	1:57.576	+4.071	11:52:05.472
3	1:56.435	+2.930	11:54:01.907
4	1:56.096	+2.591	11:55:58.003

Chief Timekeeper:
Clerk of Course:
Weather &Track;Bright / Dry
Results: www.sportstimingservices.com
Printed: 31/05/2010 12:10:04





Thundersport GB - Rounds 7 and 8

Aprilia Superteens

Cadwell Park 2.173 Miles

Race 4

31/05/2010 11:48

Race started at 11:48:00

Lap	Lap Tm	Diff	Time of Day
5	1:55.483	+1.978	11:57:53.486
6	1:54.014	+0.509	11:59:47.500
7	1:53.867	+0.362	12:01:41.367
8	1:53.505		12:03:34.872

(46) Josh Corner

1	2:01.764	+7.850	11:50:07.069
2	1:59.042	+5.128	11:52:06.111
3	1:57.526	+3.612	11:54:03.637
4	1:55.694	+1.780	11:55:59.331
5	1:56.022	+2.108	11:57:55.353
6	1:53.914		11:59:49.267
7	1:54.055	+0.141	12:01:43.322
8	1:54.085	+0.171	12:03:37.407

(3) Michael Clifford

1	2:04.563	+11.690	11:50:10.789
2	1:57.727	+4.854	11:52:08.516
3	1:56.593	+3.720	11:54:05.109
4	1:55.237	+2.364	11:56:00.346
5	1:56.601	+3.728	11:57:56.947
6	1:55.021	+2.148	11:59:51.968
7	1:53.366	+0.493	12:01:45.334
8	1:52.873		12:03:38.207

(32) Nick Clift

1	2:02.693	+8.382	11:50:08.133
2	1:58.481	+4.170	11:52:06.614
3	1:56.517	+2.206	11:54:03.131
4	1:56.233	+1.922	11:55:59.364
5	1:57.373	+3.062	11:57:56.737
6	1:55.584	+1.273	11:59:52.321
7	1:54.311		12:01:46.632
8	1:54.846	+0.535	12:03:41.478

(99) Jordan Hole

1	2:04.317	+9.487	11:50:09.982
2	1:58.278	+3.448	11:52:08.260
3	1:56.553	+1.723	11:54:04.813
4	1:54.946	+0.116	11:55:59.759
5	1:56.712	+1.882	11:57:56.471
6	1:57.014	+2.184	11:59:53.485
7	1:55.836	+1.006	12:01:49.321
8	1:54.830		12:03:44.151

(34) Louis Dawson

1	2:05.056	+9.566	11:50:11.318
2	1:58.366	+2.876	11:52:09.684
3	1:56.239	+0.749	11:54:05.923
4	1:55.490		11:56:01.413
5	1:56.790	+1.300	11:57:58.203
6	1:56.531	+1.041	11:59:54.734
7	1:56.542	+1.052	12:01:51.276
8	1:55.747	+0.257	12:03:47.023

(75) Bradley Jones

1	2:06.106	+11.798	11:50:11.772
2	1:58.979	+4.671	11:52:10.751
3	1:56.579	+2.271	11:54:07.330
4	1:57.919	+3.611	11:56:05.249
5	1:56.273	+1.965	11:58:01.522

Lap	Lap Tm	Diff	Time of Day
6	1:54.308		11:59:55.830
7	1:55.427	+1.119	12:01:51.257
8	1:55.910	+1.602	12:03:47.167

(4) Sam Thompson

1	2:05.764	+10.534	11:50:11.329
2	1:58.846	+3.616	11:52:10.175
3	1:56.969	+1.739	11:54:07.144
4	1:57.018	+1.788	11:56:04.162
5	1:56.315	+1.085	11:58:00.477
6	1:55.781	+0.551	11:59:56.258
7	1:55.230		12:01:51.488
8	1:55.972	+0.742	12:03:47.460

(43) Sidney Hargreaves

1	2:04.797	+10.185	11:50:10.828
2	1:58.470	+3.858	11:52:09.298
3	1:56.380	+1.768	11:54:05.678
4	1:59.626	+5.014	11:56:05.304
5	1:56.856	+2.244	11:58:02.160
6	1:54.612		11:59:56.772
7	1:55.113	+0.501	12:01:51.885
8	1:55.731	+1.119	12:03:47.616

(12) Ryan Snaith

1	2:07.394	+11.330	11:50:12.749
2	1:58.632	+2.568	11:52:11.381
3	1:57.001	+0.937	11:54:08.382
4	1:57.288	+1.224	11:56:05.670
5	1:57.089	+1.025	11:58:02.759
6	1:56.342	+0.278	11:59:59.101
7	1:56.282	+0.218	12:01:55.383
8	1:56.064		12:03:51.447

(19) Charley Oakland

1	2:04.809	+8.251	11:50:09.844
2	1:58.219	+1.661	11:52:08.063
3	1:56.558		11:54:04.621
4	2:00.433	+3.875	11:56:05.054
5	2:01.386	+4.828	11:58:06.440
6	1:57.974	+1.416	12:00:04.414
7	1:57.392	+0.834	12:02:01.806
8	1:56.721	+0.163	12:03:58.527

(194) Robyn Lindsay

1	2:07.709	+8.708	11:50:14.246
2	2:01.712	+2.711	11:52:15.958
3	2:01.384	+2.383	11:54:17.342
4	2:00.004	+1.003	11:56:17.346
5	1:59.994	+0.993	11:58:17.340
6	1:59.001		12:00:16.341
7	1:59.222	+0.221	12:02:15.563
8	1:59.327	+0.326	12:04:14.890

(11) Aaron Maxfield

1	2:09.712	+8.345	11:50:16.268
2	2:03.938	+2.571	11:52:20.206
3	2:03.196	+1.829	11:54:23.402
4	2:01.757	+0.390	11:56:25.159
5	2:02.830	+1.463	11:58:27.989
6	2:01.367		12:00:29.356

Lap	Lap Tm	Diff	Time of Day
7	2:02.213	+0.846	12:02:31.569

(37) Clinton Carver

1	2:06.585	+6.352	11:50:13.879
2	2:01.766	+1.533	11:52:15.645
3	2:02.350	+2.117	11:54:17.995
4	2:00.233		11:56:18.228
5	2:01.549	+1.316	11:58:19.777
6	2:07.632	+7.399	12:00:27.409
7	2:06.122	+5.889	12:02:33.531

(26) Matthew Shillings

1	2:11.250	+10.803	11:50:18.772
2	2:07.083	+6.636	11:52:25.855
3	2:04.750	+4.303	11:54:30.605
4	2:02.820	+2.373	11:56:33.425
5	2:03.667	+3.220	11:58:37.092
6	2:03.357	+2.910	12:00:40.449
7	2:00.447		12:02:40.896

(17) Alastair Dayus

1	2:04.821	+7.887	11:50:10.565
2	1:59.467	+2.533	11:52:10.032
3	1:56.934		11:54:06.966
4	1:58.101	+1.167	11:56:05.067

(14) Luke Buckingham

1	1:54.204	+4.300	11:49:57.221
2	1:50.188	+0.284	11:51:47.409
3	1:49.904		11:53:37.313

(9) Ben Luxton

1	2:10.312	+2.150	11:50:16.937
2	2:13.589	+5.427	11:52:30.526
3	2:08.162		11:54:38.688

(29) Rhys Hutchinson

1	2:27.680	+2.663	11:50:34.795
2	2:25.398	+0.381	11:53:00.193
3	2:25.017		11:55:25.210

Chief Timekeeper:

Clerk of Course:

Weather &Track;Bright / Dry

Results: www.sportstimingservices.com

Printed: 31/05/2010 12:10:04





Thundersport GB - Rounds 7 and 8

Sorted on Laps

Aprilia Superteens

Cadwell Park 2.173 Miles

Race 13

31/05/2010 15:54

Race started at 15:54:50

Pos	No.	Name	Class	Make	Model	Laps	Total Tm	Diff	Best Tm	Best Spd	In Lap
1	55	Chrissy Rouse	Superteen	Aprilia	125	8	14:27.319		1:46.584	73.396	6
2	80	Callum Bey	Superteen	Aprilia	125©	8	14:28.908	1.589	1:46.524	73.437	6
3	35	Jake Dixon	Superteen	Aprilia	125©	8	14:29.257	1.938	1:46.926	73.161	6
4	24	Tommy Mountain	Superteen	Aprilia	125	8	14:37.202	9.883	1:47.452	72.803	6
5	73	Sam Cherry	Superteen	Aprilia	125	8	14:38.040	10.721	1:47.620	72.689	6
6	94	Jamie Thackeray	Superteen	Aprilia	125	8	14:44.799	17.480	1:48.777	71.916	6
7	155	Tommy Philp	Superteen	Aprilia	125	8	14:45.210	17.891	1:48.406	72.162	2
8	88	Josh Daley	Superteen	Aprilia	125	8	14:48.114	20.795	1:48.040	72.407	6
9	114	Jack Keen	Superteen	Aprilia	125	8	14:48.967	21.648	1:48.522	72.085	5
10	14	Luke Buckingham	Superteen	Aprilia	125	8	14:50.331	23.012	1:48.917	71.823	6
11	61	Harry Coomber	Superteen	Aprilia	125©	8	14:50.680	23.361	1:49.214	71.628	6
12	18	Marcus Tatchell	Superteen	Aprilia	125	8	14:52.063	24.744	1:49.102	71.702	8
13	51	Luke Helm	Superteen	Aprilia	125	8	14:55.278	27.959	1:49.689	71.318	3
14	20	Tom Oliver	Superteen	Aprilia	125	8	14:55.907	28.588	1:49.688	71.319	6
15	7	Callan Cooper	Superteen	Aprilia	125©	8	15:08.015	40.696	1:50.592	70.736	4
16	72	Brad Shaw	Superteen	Aprilia	125©	8	15:08.265	40.946	1:51.485	70.169	7
17	95	Luke Thackeray	Superteen	Aprilia	125	8	15:08.875	41.556	1:51.749	70.003	6
18	4	Sam Thompson	Superteen	Aprilia	125©	8	15:19.592	52.273	1:52.986	69.237	8
19	99	Jordan Hole	Superteen	Aprilia	125©	8	15:19.848	52.529	1:52.590	69.480	8
20	77	James Robinson	Superteen	Aprilia	125	8	15:20.399	53.080	1:52.688	69.420	8
21	111	Joe Collier	Superteen	Aprilia	125©	8	15:20.759	53.440	1:51.510	70.153	8
22	3	Michael Clifford	Superteen	Aprilia	125	8	15:20.919	53.600	1:51.596	70.099	8
23	75	Bradley Jones	Superteen	Aprilia	125©	8	15:24.967	57.648	1:53.003	69.226	6
24	12	Ryan Snaith	Superteen	Aprilia	125©	8	15:25.281	57.962	1:53.119	69.155	7
25	32	Nick Clift	Superteen	Aprilia	125	8	15:31.330	1:04.011	1:53.839	68.718	6
26	17	Alastair Dayus	Superteen	Aprilia	125©	8	16:02.122	1:34.803	1:56.580	67.102	7
27	194	Robyn Lindsay	Superteen	Aprilia	125	8	16:04.287	1:36.968	1:57.857	66.375	7
28	37	Clinton Carver	Superteen	Aprilia	125©	7	14:50.508	1 Lap	2:01.618	64.323	5
29	26	Matthew Shillings	Superteen	Aprilia	125©	7	14:55.549	1 Lap	2:00.675	64.825	5
30	29	Rhys Hutchinson	Superteen	Aprilia	125©	6	15:09.336	2 Laps	2:27.591	53.003	5

Not classified ()

43	Sidney Hargreaves	Superteen	Aprilia	125©	7	13:51.365	DNF	1:55.957	67.463	2
34	Louis Dawson	Superteen	Aprilia	125©	7	13:51.833	DNF	1:55.797	67.556	7
46	Josh Corner	Superteen	Aprilia	125	3	6:10.957	DNF	1:55.304	67.845	2
58	Harry Hartley	Superteen	Aprilia	125	2	4:03.695	DNF	1:55.515	67.721	1
23	Matthew Hartley	Superteen	Aprilia	125	1	1:57.778	DNF	1:54.839	68.120	1
11	Aaron Maxfield	Superteen	Aprilia	125©	1	2:21.269	DNF	2:14.208	58.289	1

Margin of Victory	Avg. Speed	Best Lap Tm	Best Spd	Best Lap by
1.589	72.156	1:46.524	73.437	80 - Callum Bey

Chief Timekeeper:
 Clerk of Course:
 Weather &Track;Cloudy / Dry
 Results: www.sportstiming.com





Thundersport GB - Rounds 7 and 8

Sorted on Laps

Aprilia Superteens

Cadwell Park 2.173 Miles

Race 13

31/05/2010 15:54

Race started at 15:54:50

Pos	No.	Name	Class	Make	Model	Laps	Total Tm	Diff	Best Tm	Best Spd	In Lap
	19	Charley Oakland	Superteen	Aprilia	125		4.697	DNF		-	0

Margin of Victory	Avg. Speed	Best Lap Tm	Best Spd	Best Lap by
1.589	72.156	1:46.524	73.437	80 - Callum Bey

Chief Timekeeper:

Clerk of Course:

Weather & Track; Cloudy / Dry

Results: www.sportstimeservices.com





Thundersport GB - Rounds 7 and 8

Lapchart

Aprilia Superteens

Cadwell Park 2.173 Miles

Race 13

31/05/2010 15:54

Race started at 15:54:50

Competitors	Laps								
	0	1	2	3	4	5	6	7	8
Chrissy Rouse (55)	1	55	80	80	55	55	55	55	55
Callum Bey (80)	2	80	55	55	80	80	80	80	80
Jamie Thackeray (94)	3	94	35	35	35	35	35	35	35
Harry Hartley (58)	4	58	73	73	73	155	24	24	24
Tommy Philp (155)	5	155	94	155	155	73	73	73	73
Jake Dixon (35)	6	35	155	94	94	24	155	155	94
Sam Cherry (73)	7	73	58	24	24	94	94	94	155
Matthew Hartley (23)	8	23	23	88	88	88	114	114	88
Luke Buckingham (14)	9	14	24	114	114	114	88	88	114
Josh Daley (88)	10	88	88	14	14	61	61	61	14
Tommy Mountain (24)	11	24	14	61	20	14	14	14	61
James Robinson (77)	12	77	114	20	61	18	51	18	18
Jack Keen (114)	13	114	61	18	18	51	18	51	51
Marcus Tatchell (18)	14	18	20	51	51	20	20	20	20
Callan Cooper (7)	15	7	18	72	95	95	7	7	7
Harry Coomber (61)	16	61	51	95	72	7	95	95	72
Tom Oliver (20)	17	20	72	7	7	72	72	72	95
Luke Thackeray (95)	18	95	95	77	77	77	99	99	4
Luke Helm (51)	19	51	77	99	99	99	4	4	99
Charley Oakland (19)	20	19	12	12	4	4	77	77	77
Brad Shaw (72)	21	72	99	4	12	75	111	111	111
Ryan Snaith (12)	22	12	7	32	75	111	3	3	3
Josh Corner (46)	23	46	4	75	32	3	12	75	75
Nick Clift (32)	24	32	32	111	111	12	75	12	12
Sam Thompson (4)	25	4	75	3	3	32	32	32	32
Joe Collier (111)	26	111	111	58	34	34	34	43	17
Bradley Jones (75)	27	75	3	46	43	43	43	34	194
Jordan Hole (99)	28	99	34	34	194	194	194	17	17
Sidney Hargreaves (43)	29	43	46	43	46	17	17	194	194
Alastair Dayus (17)	30	17	17	17	17	37	26	37	37
Louis Dawson (34)	31	34	43	194	37	26	37	26	26
Michael Clifford (3)	32	3	194	37	26	29	29	29	
Robyn Lindsay (194)	33	194	37	26	29				
Aaron Maxfield (11)	34	11	11	29					
Rhys Hutchinson (29)	35	29	26						
Clinton Carver (37)	36	37	29						
Matthew Shillings (26)	37	26							

Chief Timekeeper:

Clerk of Course:

Weather &Track;Cloudy / Dry

Results: www.sportstimingservices.com

Printed: 31/05/2010 16:14:57





Thundersport GB - Rounds 7 and 8

Aprilia Superteens

Cadwell Park 2.173 Miles

Race 13

31/05/2010 15:54

Race started at 15:54:50

Lap	Lap Tm	Diff	Time of Day
<u>(55) Chrissy Rouse</u>			
1	1:52.928	+6.344	15:56:44.548
2	1:47.932	+1.348	15:58:32.480
3	1:47.867	+1.283	16:00:20.347
4	1:48.077	+1.493	16:02:08.424
5	1:47.403	+0.819	16:03:55.827
6	1:46.584	+1.465	16:05:42.411
7	1:47.936	+1.352	16:07:30.347
8	1:47.307	+0.723	16:09:17.654

Lap	Lap Tm	Diff	Time of Day
<u>(80) Callum Bey</u>			
1	1:52.156	+5.632	15:56:44.020
2	1:48.208	+1.684	15:58:32.228
3	1:48.308	+1.784	16:00:20.536
4	1:47.989	+1.465	16:02:08.525
5	1:47.402	+0.878	16:03:55.927
6	1:46.524	+0.819	16:05:42.451
7	1:49.334	+2.810	16:07:31.785
8	1:47.458	+0.934	16:09:19.243

Lap	Lap Tm	Diff	Time of Day
<u>(35) Jake Dixon</u>			
1	1:52.538	+5.612	15:56:45.144
2	1:47.896	+0.970	15:58:33.040
3	1:47.895	+0.969	16:00:20.935
4	1:48.171	+1.245	16:02:09.106
5	1:47.251	+0.325	16:03:56.357
6	1:46.926	+0.325	16:05:43.283
7	1:49.062	+2.136	16:07:32.345
8	1:47.247	+0.321	16:09:19.592

Lap	Lap Tm	Diff	Time of Day
<u>(24) Tommy Mountain</u>			
1	1:54.540	+7.088	15:56:48.166
2	1:49.633	+2.181	15:58:37.799
3	1:47.741	+0.289	16:00:25.540
4	1:50.047	+2.595	16:02:15.587
5	1:47.878	+0.426	16:04:03.465
6	1:47.452	+0.426	16:05:50.917
7	1:48.408	+0.956	16:07:39.325
8	1:48.212	+0.760	16:09:27.537

Lap	Lap Tm	Diff	Time of Day
<u>(73) Sam Cherry</u>			
1	1:53.343	+5.723	15:56:46.472
2	1:48.557	+0.937	15:58:35.029
3	1:49.520	+1.900	16:00:24.549
4	1:50.818	+3.198	16:02:15.367
5	1:48.755	+1.135	16:04:04.122
6	1:47.620	+1.135	16:05:51.742
7	1:47.800	+0.180	16:07:39.542
8	1:48.833	+1.213	16:09:28.375

Lap	Lap Tm	Diff	Time of Day
<u>(94) Jamie Thackeray</u>			
1	1:54.991	+6.214	15:56:47.017
2	1:49.442	+0.665	15:58:36.459
3	1:48.926	+0.149	16:00:25.385
4	1:52.124	+3.347	16:02:17.509
5	1:49.032	+0.255	16:04:06.541
6	1:48.777	+0.255	16:05:55.318
7	1:48.993	+0.216	16:07:44.311
8	1:50.823	+2.046	16:09:35.134

Lap	Lap Tm	Diff	Time of Day
<u>(155) Tommy Philp</u>			
1	1:54.596	+6.190	15:56:47.185
2	1:48.406	+0.190	15:58:35.591
3	1:49.170	+0.764	16:00:24.761
4	1:50.385	+1.979	16:02:15.146
5	1:50.380	+1.974	16:04:05.526
6	1:48.987	+0.581	16:05:54.513
7	1:49.472	+1.066	16:07:43.985
8	1:51.560	+3.154	16:09:35.545

Lap	Lap Tm	Diff	Time of Day
<u>(88) Josh Daley</u>			
1	1:55.562	+7.522	15:56:49.133
2	1:50.110	+2.070	15:58:39.243
3	1:51.120	+3.080	16:00:30.363
4	1:51.401	+3.361	16:02:21.764
5	1:49.385	+1.345	16:04:11.149
6	1:48.040	+1.345	16:05:59.189
7	1:49.434	+1.394	16:07:48.623
8	1:49.826	+1.786	16:09:38.449

Lap	Lap Tm	Diff	Time of Day
<u>(114) Jack Keen</u>			
1	1:55.604	+7.082	15:56:49.601
2	1:50.604	+2.082	15:58:40.205
3	1:50.214	+1.692	16:00:30.419
4	1:51.444	+2.922	16:02:21.863
5	1:48.522	+1.692	16:04:10.385
6	1:48.727	+0.205	16:05:59.112
7	1:49.759	+1.237	16:07:48.871
8	1:50.431	+1.909	16:09:39.302

Lap	Lap Tm	Diff	Time of Day
<u>(14) Luke Buckingham</u>			
1	1:56.016	+7.099	15:56:49.393
2	1:51.143	+2.226	15:58:40.536
3	1:50.253	+1.336	16:00:30.789
4	1:51.856	+2.939	16:02:22.645
5	1:49.438	+0.521	16:04:12.083
6	1:48.917	+0.521	16:06:01.000
7	1:49.039	+0.122	16:07:50.039
8	1:50.627	+1.710	16:09:40.666

Lap	Lap Tm	Diff	Time of Day
<u>(61) Harry Coomber</u>			
1	1:55.434	+6.220	15:56:50.066
2	1:50.673	+1.459	15:58:40.739
3	1:50.888	+1.674	16:00:31.627
4	1:50.373	+1.159	16:02:22.000
5	1:49.519	+0.305	16:04:11.519
6	1:49.214	+0.305	16:06:00.733
7	1:49.838	+0.624	16:07:50.571
8	1:50.444	+1.230	16:09:41.015

Lap	Lap Tm	Diff	Time of Day
<u>(18) Marcus Tatchell</u>			
1	1:56.100	+6.998	15:56:50.326
2	1:51.350	+2.248	15:58:41.676
3	1:50.154	+1.052	16:00:31.830
4	1:52.068	+2.966	16:02:23.898
5	1:50.473	+1.371	16:04:14.371
6	1:49.313	+0.211	16:06:03.684
7	1:49.612	+0.510	16:07:53.296
8	1:49.102	+0.510	16:09:42.398

<u>(51) Luke Helm</u>			
-----------------------	--	--	--

Lap	Lap Tm	Diff	Time of Day
1	1:56.002	+6.313	15:56:50.954
2	1:51.380	+1.691	15:58:42.334
3	1:49.689	+1.691	16:00:32.023
4	1:52.253	+2.564	16:02:24.276
5	1:49.803	+0.114	16:04:14.079
6	1:50.150	+0.461	16:06:04.229
7	1:49.791	+0.102	16:07:54.020
8	1:51.593	+1.904	16:09:45.613

Lap	Lap Tm	Diff	Time of Day
<u>(20) Tom Oliver</u>			
1	1:55.427	+5.739	15:56:50.315
2	1:50.668	+0.980	15:58:40.983
3	1:50.088	+0.400	16:00:31.071
4	1:54.914	+5.226	16:02:25.985
5	1:49.871	+0.183	16:04:15.856
6	1:49.688	+0.183	16:06:05.544
7	1:49.801	+0.113	16:07:55.345
8	1:50.897	+1.209	16:09:46.242

Lap	Lap Tm	Diff	Time of Day
<u>(7) Callan Cooper</u>			
1	2:01.591	+10.999	15:56:55.821
2	1:53.153	+2.561	15:58:48.974
3	1:51.459	+0.867	16:00:40.433
4	1:50.592	+0.867	16:02:31.025
5	1:51.748	+1.156	16:04:22.773
6	1:51.675	+1.083	16:06:14.448
7	1:51.731	+1.139	16:08:06.179
8	1:52.171	+1.579	16:09:58.350

Lap	Lap Tm	Diff	Time of Day
<u>(72) Brad Shaw</u>			
1	1:56.700	+5.215	15:56:52.063
2	1:53.964	+2.479	15:58:46.027
3	1:53.318	+1.833	16:00:39.345
4	1:52.184	+0.699	16:02:31.529
5	1:51.981	+0.496	16:04:23.510
6	1:51.564	+0.079	16:06:15.074
7	1:51.485	+0.079	16:08:06.559
8	1:52.041	+0.556	16:09:58.600

Lap	Lap Tm	Diff	Time of Day
<u>(95) Luke Thackeray</u>			
1	1:57.550	+5.801	15:56:52.469
2	1:53.734	+1.985	15:58:46.203
3	1:52.433	+0.684	16:00:38.636
4	1:51.778	+0.029	16:02:30.414
5	1:52.487	+0.738	16:04:22.901
6	1:51.749	+0.738	16:06:14.650
7	1:51.810	+0.061	16:08:06.460
8	1:52.750	+1.001	16:09:59.210

Lap	Lap Tm	Diff	Time of Day
<u>(4) Sam Thompson</u>			
1	2:00.592	+7.606	15:56:56.370
2	1:54.134	+1.148	15:58:50.504
3	1:53.071	+0.085	16:00:43.575
4	1:53.820	+0.834	16:02:37.395
5	1:53.231	+0.245	16:04:30.626
6	1:53.255	+0.269	16:06:23.881
7	1:53.060	+0.074	16:08:16.941
8	1:52.986	+0.074	16:10:09.927

<u>(99) Jordan Hole</u>			
1	1:58.726	+6.136	15:56:54.658

Chief Timekeeper:


Clerk of Course:

Weather &Track;Cloudy / Dry

Results: www.sportstimingservices.com

Printed: 31/05/2010 16:13:39





Thundersport GB - Rounds 7 and 8

Aprilia Superteens

Cadwell Park 2.173 Miles

Race 13

31/05/2010 15:54

Race started at 15:54:50

Lap	Lap Tm	Diff	Time of Day
2	1:55.190	+2.600	15:58:49.848
3	1:53.653	+1.063	16:00:43.501
4	1:53.778	+1.188	16:02:37.279
5	1:53.208	+0.618	16:04:30.487
6	1:53.310	+0.720	16:06:23.797
7	1:53.796	+1.206	16:08:17.593
8	1:52.590		16:10:10.183

(77) James Robinson

1	1:59.730	+7.042	15:56:53.608
2	1:55.557	+2.869	15:58:49.165
3	1:53.242	+0.554	16:00:42.407
4	1:54.700	+2.012	16:02:37.107
5	1:54.615	+1.927	16:04:31.722
6	1:52.895	+0.207	16:06:24.617
7	1:53.429	+0.741	16:08:18.046
8	1:52.688		16:10:10.734

(111) Joe Collier

1	2:01.912	+10.402	15:56:57.826
2	1:55.068	+3.558	15:58:52.894
3	1:53.904	+2.394	16:00:46.798
4	1:53.908	+2.398	16:02:40.706
5	1:52.804	+1.294	16:04:33.510
6	1:54.190	+2.680	16:06:27.700
7	1:51.884	+0.374	16:08:19.584
8	1:51.510		16:10:11.094

(3) Michael Clifford

1	2:01.533	+9.937	15:56:58.042
2	1:55.047	+3.451	15:58:53.089
3	1:54.233	+2.637	16:00:47.322
4	1:53.466	+1.870	16:02:40.788
5	1:53.812	+2.216	16:04:34.600
6	1:53.214	+1.618	16:06:27.814
7	1:51.844	+0.248	16:08:19.658
8	1:51.596		16:10:11.254

(75) Bradley Jones

1	2:00.943	+7.940	15:56:56.874
2	1:55.338	+2.335	15:58:52.212
3	1:53.806	+0.803	16:00:46.018
4	1:54.180	+1.177	16:02:40.198
5	1:55.452	+2.449	16:04:35.650
6	1:53.003		16:06:28.653
7	1:53.028	+0.025	16:08:21.681
8	1:53.621	+0.618	16:10:15.302

(12) Ryan Snaith

1	1:59.073	+5.954	15:56:54.611
2	1:55.782	+2.663	15:58:50.393
3	1:55.440	+2.321	16:00:45.833
4	1:55.412	+2.293	16:02:41.245
5	1:54.282	+1.163	16:04:35.527
6	1:53.575	+0.456	16:06:29.102
7	1:53.119		16:08:22.221
8	1:53.395	+0.276	16:10:15.616

(32) Nick Clift

1	2:00.670	+6.831	15:56:56.402
2	1:55.644	+1.805	15:58:52.046

Lap	Lap Tm	Diff	Time of Day
3	1:54.624	+0.785	16:00:46.670
4	1:56.994	+3.155	16:02:43.664
5	1:54.197	+0.358	16:04:37.861
6	1:53.839		16:06:31.700
7	1:54.355	+0.516	16:08:26.055
8	1:55.610	+1.771	16:10:21.665

(17) Alastair Dayus

1	2:04.545	+7.965	15:57:00.741
2	1:58.888	+2.308	15:58:59.629
3	2:03.959	+7.379	16:01:03.588
4	1:57.475	+0.895	16:03:01.063
5	1:58.331	+1.751	16:04:59.394
6	1:57.046	+0.466	16:06:56.440
7	1:56.580		16:08:53.020
8	1:59.437	+2.857	16:10:52.457

(194) Robyn Lindsay

1	2:04.007	+6.150	15:57:01.132
2	1:58.837	+0.980	15:58:59.969
3	2:00.553	+2.696	16:01:00.522
4	1:58.401	+0.544	16:02:58.923
5	1:59.589	+1.732	16:04:58.512
6	1:58.417	+0.560	16:06:56.929
7	1:57.857		16:08:54.786
8	1:59.836	+1.979	16:10:54.622

(37) Clinton Carver

1	2:13.145	+11.527	15:57:11.016
2	2:10.344	+8.726	15:59:21.360
3	2:07.384	+5.766	16:01:28.744
4	2:05.593	+3.975	16:03:34.337
5	2:01.618		16:05:35.955
6	2:01.763	+0.145	16:07:37.718
7	2:03.125	+1.507	16:09:40.843

(26) Matthew Shillings

1	2:13.821	+13.146	15:57:12.068
2	2:09.878	+9.203	15:59:21.946
3	2:07.007	+6.332	16:01:28.953
4	2:05.592	+4.917	16:03:34.545
5	2:00.675		16:05:35.220
6	2:08.219	+7.544	16:07:43.439
7	2:02.445	+1.770	16:09:45.884

(29) Rhys Hutchinson

1	2:30.405	+2.814	15:57:28.047
2	2:29.829	+2.238	15:59:57.876
3	2:31.130	+3.539	16:02:29.006
4	2:31.078	+3.487	16:05:00.084
5	2:27.591		16:07:27.675
6	2:31.996	+4.405	16:09:59.671

(43) Sidney Hargreaves

1	2:05.073	+9.116	15:57:01.132
2	1:55.957		15:58:57.089
3	1:57.155	+1.198	16:00:54.244
4	1:58.368	+2.411	16:02:52.612
5	1:56.969	+1.012	16:04:49.581
6	1:56.082	+0.125	16:06:45.663
7	1:56.037	+0.080	16:08:41.700

Lap	Lap Tm	Diff	Time of Day
(34) Louis Dawson			
1	2:02.252	+6.455	15:56:58.692
2	1:56.897	+1.100	15:58:55.589
3	1:58.092	+2.295	16:00:53.681
4	1:58.532	+2.735	16:02:52.213
5	1:57.361	+1.564	16:04:49.574
6	1:56.797	+1.000	16:06:46.371
7	1:55.797		16:08:42.168

(46) Josh Corner

1	2:03.604	+8.300	15:56:59.194
2	1:55.304		15:58:54.498
3	2:06.794	+11.490	16:01:01.292

(58) Harry Hartley

1	1:55.515		15:56:48.030
2	2:06.000	+10.485	15:58:54.030

(23) Matthew Hartley

1	1:54.839		15:56:48.113
---	-----------------	--	--------------

(11) Aaron Maxfield

1	2:14.208		15:57:11.604
---	-----------------	--	--------------

Chief Timekeeper:

Clerk of Course:

Weather &Track;Cloudy / Dry

Results: www.sportstimingservices.com

Printed: 31/05/2010 16:13:39





Thundersport GB - Rounds 7 and 8

Sorted on Best Lap time

BMC Filters Formula 600

Cadwell Park 2.173 Miles

1st Qualifying

29/05/2010 14:54

Practice started at 14:54:41

Pos	No.	Name	Class	Make	Model	Best Tm	In Lap	Diff	2nd Best	2nd Lap
1	15	Alan Tanton	F600	Yamaha	600	1:46.356	9		1:48.354	7
2	133	Ben Marrett	F600	Honda	600	1:46.673	8	0.317	1:48.752	7
3	91	James Henry	F600	Yamaha	600	1:47.089	9	0.733	1:49.525	8
4	66	Piers Hutchins	F600	Suzuki	600	1:47.581	7	1.225	1:47.764	8
5	5	Sam Middlemas	F600	Triumph	675	1:47.650	10	1.294	1:48.213	9
6	175	Michael Price	F600	Triumph	675	1:47.776	10	1.420	1:48.434	6
7	9	Paul Charman	F600	Suzuki	600	1:47.896	9	1.540	1:48.385	6
8	22	Richard McNeil	F600	Suzuki	600	1:47.997	9	1.641	1:48.051	7
9	18	Lance Cronshaw	F600	Yamaha	600	1:48.521	8	2.165	1:48.961	4
10	16	Craig Neve	F600	Yamaha	600	1:48.877	6	2.521	1:50.094	10
11	4	Andrew Sennett	F600	Yamaha	600	1:49.007	10	2.651	1:49.380	6
12	71	Jody Lees	F600	Yamaha	600	1:49.179	5	2.823	1:49.291	6
13	51	Adam Oliver	F600	Honda	600	1:50.502	2	4.146	1:53.405	1
14	143	Seb Bulpin	F600	Yamaha	600	1:51.136	4	4.780	1:53.287	3
15	33	Tom Meehan	F600	Yamaha	600	1:52.092	8	5.736	1:52.106	7
16	96	Callum O'Shea	F600	Honda	600	1:52.358	8	6.002	1:53.838	7
17	60	Terje Joensen	F600	Yamaha	600	1:53.597	10	7.241	1:53.899	7
18	58	John Byrne	F600	Yamaha	600	1:54.477	7	8.121	1:54.808	9
19	76	Dan Shailer	F600	Honda	600	1:54.798	9	8.442	1:55.382	8
20	43	Chris Wilkinson	F600	Yamaha	600	1:54.938	8	8.582	1:55.233	7
21	64	Tom McHale	F600	Honda	600	1:56.346	8	9.990	1:57.777	6
22	90	Aaron Hay	F600	Yamaha	600	1:56.393	3	10.037	1:56.831	2
23	126	Dean Young	F600	Yamaha	600	1:56.758	9	10.402	1:57.986	6
24	56	James Mullins	F600	Yamaha	600	1:59.743	9	13.387	2:03.349	8
25	29	Alan Hill	F600	Yamaha	600	2:04.090	1	17.734		0
26	38	Anthony Healey	F600	Yamaha	600	2:22.571	3	36.215	2:25.978	2

Chief Timekeeper:

Clerk of Course:

Weather & Track: Cloudy / Wet

Results: www.sportstimingservices.com

Printed: 29/05/2010 15:15:43





Thundersport GB - Rounds 7 and 8

Sorted on Best Lap time

BMC Filters Formula 600

Cadwell Park 2.173 Miles

2nd Qualifying

30/05/2010 09:44

Practice started at 9:43:59

Pos	No.	Name	Class	Make	Model	Best Tm	In Lap	Diff	2nd Best	2nd Lap
1	143	Seb Bulpin	F600	Yamaha	600	1:35.065	3		1:36.424	2
2	11	John Simpson	F600	Triumph	675	1:36.359	2	1.294	1:36.412	3
3	4	Andrew Sennett	F600	Yamaha	600	1:36.574	3	1.509	1:37.233	2
4	20	Simon Gardner	F600	Yamaha	600	1:37.971	3	2.906	1:39.174	2
5	89	Arron Hoar	F600	Yamaha	600	1:38.569	2	3.504	1:41.200	3
6	91	James Henry	F600	Yamaha	600	1:38.990	3	3.925	1:39.823	2
7	9	Paul Charman	F600	Suzuki	600	1:40.553	2	5.488	1:40.583	3
8	5	Sam Middlemas	F600	Triumph	675	1:40.887	3	5.822	1:41.073	2
9	71	Jody Lees	F600	Yamaha	600	1:41.090	4	6.025	1:41.750	3
10	64	Tom McHale	F600	Honda	600	1:41.608	4	6.543	1:41.815	3
11	66	Piers Hutchins	F600	Suzuki	600	1:41.608	3	6.543	1:41.842	2
12	18	Lance Cronshaw	F600	Yamaha	600	1:41.688	4	6.623	1:43.673	3
13	15	Alan Tanton	F600	Yamaha	600	1:42.360	2	7.295	1:47.475	3
14	175	Michael Price	F600	Triumph	675	1:42.475	4	7.410	1:43.766	3
15	43	Chris Wilkinson	F600	Yamaha	600	1:42.621	4	7.556	1:43.337	2
16	16	Craig Neve	F600	Yamaha	600	1:42.773	4	7.708	1:43.021	3
17	22	Richard McNeil	F600	Suzuki	600	1:43.466	3	8.401	1:47.229	2
18	90	Aaron Hay	F600	Yamaha	600	1:44.293	4	9.228	1:44.456	2
19	33	Tom Meehan	F600	Yamaha	600	1:44.452	2	9.387	1:44.900	4
20	14	Ben Field	F600	Honda	600	1:45.030	2	9.965	1:45.350	3
21	51	Adam Oliver	F600	Honda	600	1:45.611	1	10.546		0
22	26	Daniel Taylor	F600	Yamaha	R6	1:46.473	2	11.408	1:51.526	3
23	133	Ben Marrett	F600	Honda	600	1:48.525	2	13.460	1:50.419	1
24	29	Alan Hill	F600	Yamaha	600	1:48.586	2	13.521	1:50.976	3
25	60	Terje Joensen	F600	Yamaha	600	1:48.689	2	13.624	1:52.656	3
26	126	Dean Young	F600	Yamaha	600	1:49.715	2	14.650	1:51.828	3
27	58	John Byrne	F600	Yamaha	600	1:50.145	2	15.080	1:54.516	3
28	96	Callum O'Shea	F600	Honda	600	1:53.931	1	18.866		0
29	76	Dan Shailer	F600	Honda	600	1:54.197	2	19.132	1:55.100	3
30	56	James Mullins	F600	Yamaha	600	1:56.454	2	21.389	1:58.048	3
31	38	Anthony Healey	F600	Yamaha	600	2:05.962	1	30.897	2:39.613	2
32	88	Andre Nakkurt	F600	Kawasaki	600	2:45.146	1	1:10.081		0

Chief Timekeeper:

Clerk of Course:

Weather &Track :Bright / Drying

Results: www.sportstimingservices.com

Printed: 30/05/2010 10:58:30





Thundersport GB - Rounds 7 and 8

BMC Filters Formula 600

Cadwell Park 2.173 Miles

Qualifying Overall

Pos	No.	Name	Class	Make	Model	Overall BestTm	R1. Best Tm	R2. Best Tm	Diff
1	143	Seb Bulpin	F600	Yamaha	600	1:35.065		1:35.065	
2	11	John Simpson	F600	Triumph	675	1:36.359		1:36.359	1.294
3	4	Andrew Sennett	F600	Yamaha	600	1:36.574	1:49.007	1:36.574	1.509
4	20	Simon Gardner	F600	Yamaha	600	1:37.971		1:37.971	2.906
5	89	Arron Hoar	F600	Yamaha	600	1:38.569		1:38.569	3.504
6	91	James Henry	F600	Yamaha	600	1:38.990	1:47.089	1:38.990	3.925
7	9	Paul Charman	F600	Suzuki	600	1:40.553	1:47.896	1:40.553	5.488
8	5	Sam Middlemas	F600	Triumph	675	1:40.887	1:47.650	1:40.887	5.822
9	71	Jody Lees	F600	Yamaha	600	1:41.090	1:49.179	1:41.090	6.025
10	64	Tom McHale	F600	Honda	600	1:41.608	1:56.346	1:41.608	6.543
11	66	Piers Hutchins	F600	Suzuki	600	1:41.608	1:47.581	1:41.608	6.543
12	18	Lance Cronshaw	F600	Yamaha	600	1:41.688	1:48.521	1:41.688	6.623
13	15	Alan Tanton	F600	Yamaha	600	1:42.360	1:46.356	1:42.360	7.295
14	175	Michael Price	F600	Triumph	675	1:42.475	1:47.776	1:42.475	7.410
15	43	Chris Wilkinson	F600	Yamaha	600	1:42.621	1:54.938	1:42.621	7.556
16	16	Craig Neve	F600	Yamaha	600	1:42.773	1:48.877	1:42.773	7.708
17	22	Richard McNeil	F600	Suzuki	600	1:43.466	1:47.997	1:43.466	8.401
18	90	Aaron Hay	F600	Yamaha	600	1:44.293	1:56.393	1:44.293	9.228
19	33	Tom Meehan	F600	Yamaha	600	1:44.452	1:52.092	1:44.452	9.387
20	14	Ben Field	F600	Honda	600	1:45.030		1:45.030	9.965
21	51	Adam Oliver	F600	Honda	600	1:45.611	1:50.502	1:45.611	10.546
22	26	Daniel Taylor	F600	Yamaha	R6	1:46.473		1:46.473	11.408
23	133	Ben Marrett	F600	Honda	600	1:46.673	1:46.673	1:48.525	11.608
24	29	Alan Hill	F600	Yamaha	600	1:48.586	2:04.090	1:48.586	13.521
25	60	Terje Joensen	F600	Yamaha	600	1:48.689	1:53.597	1:48.689	13.624
26	126	Dean Young	F600	Yamaha	600	1:49.715	1:56.758	1:49.715	14.650
27	58	John Byrne	F600	Yamaha	600	1:50.145	1:54.477	1:50.145	15.080
28	96	Callum O'Shea	F600	Honda	600	1:52.358	1:52.358	1:53.931	17.293
29	76	Dan Shailer	F600	Honda	600	1:54.197	1:54.798	1:54.197	19.132
30	56	James Mullins	F600	Yamaha	600	1:56.454	1:59.743	1:56.454	21.389
31	38	Anthony Healey	F600	Yamaha	600	2:05.962	2:22.571	2:05.962	30.897
32	88	Andre Nakkurt	F600	Kawasaki	600	2:45.146		2:45.146	1:10.081

Chief Timekeeper:

Clerk of Course:

Weather &Track :Bright / Wet

Results: www.sportstimingservices.com

Printed: 30/05/2010 10:17:04





Thundersport GB - Rounds 7 and 8

BMC Filters Formula 600

Cadwell Park 2.173 Miles

Race 6 - (Superpole)

30/05/2010

Race



POLE POSITION

3	2	1	
4	11	143	1
6	5	4	2
91	89	20	3
9	8	7	4
71	5	9	5
12	11	10	6
18	66	64	7
15	14	13	8
43	175	15	9
18	17	16	10
90	22	16	11
21	20	19	
51	14	33	
24	23	22	
29	133	26	
27	26	25	
58	126	60	
30	29	28	
56	76	96	
	32	31	
	88	38	

Chief Timekeeper:

Clerk of Course:

Weather &Track :Raining / Dry

Results: www.sportstimingservices.com

Printed: 30/05/2010 09:58:50





Thundersport GB - Rounds 7 and 8

Sorted on Laps

BMC Filters Formula 600

Cadwell Park 2.173 Miles

Race 6 - (Superpole)

30/05/2010 14:08

Race started at 14:08:18

Pos	No.	Name	Class	Make	Model	Laps	Total Tm	Diff	Best Tm	Best Spd	In Lap
1	4	Andrew Sennett	F600	Yamaha	600	14	22:52.966		1:37.124	80.544	8
2	91	James Henry	F600	Yamaha	600	14	22:58.650	5.684	1:37.137	80.534	13
3	15	Alan Tanton	F600	Yamaha	600	14	22:58.892	5.926	1:35.958	81.523	13
4	71	Jody Lees	F600	Yamaha	600	14	23:08.231	15.265	1:36.979	80.665	9
5	66	Piers Hutchins	F600	Suzuki	600	14	23:13.529	20.563	1:37.470	80.259	9
6	14	Ben Field	F600	Honda	600	14	23:14.216	21.250	1:36.757	80.850	13
7	64	Tom McHale	F600	Honda	600	14	23:17.184	24.218	1:37.409	80.309	12
8	5	Sam Middlemas	F600	Triumph	675	14	23:19.039	26.073	1:37.915	79.894	5
9	175	Michael Price	F600	Triumph	675	14	23:19.662	26.696	1:38.415	79.488	12
10	9	Paul Charman	F600	Suzuki	600	14	23:22.271	29.305	1:38.881	79.113	13
11	18	Lance Cronshaw	F600	Yamaha	600	14	23:30.649	37.683	1:38.873	79.120	7
12	16	Craig Neve	F600	Yamaha	600	14	23:30.882	37.916	1:38.570	79.363	6
13	51	Adam Oliver	F600	Honda	600	14	23:35.757	42.791	1:38.276	79.600	7
14	43	Chris Wilkinson	F600	Yamaha	600	14	23:41.444	48.478	1:40.090	78.158	11
15	33	Tom Meehan	F600	Yamaha	600	14	23:45.715	52.749	1:39.672	78.485	11
16	22	Richard McNeil	F600	Suzuki	600	14	23:48.145	55.179	1:39.975	78.248	14
17	90	Aaron Hay	F600	Yamaha	600	14	24:10.463	1:17.497	1:40.971	77.476	7
18	133	Ben Marrett	F600	Honda	600	14	24:10.757	1:17.791	1:40.676	77.703	8
19	60	Terje Joensen	F600	Yamaha	600	13	22:52.829	1 Lap	1:41.844	76.812	11
20	126	Dean Young	F600	Yamaha	600	13	23:18.881	1 Lap	1:45.033	74.479	8
21	76	Dan Shailer	F600	Honda	600	13	23:48.006	1 Lap	1:48.028	72.415	4
22	88	Andre Nakkurt	F600	Kawasaki	600	12	22:58.605	2 Laps	1:51.988	69.854	7
23	56	James Mullins	F600	Yamaha	600	12	23:14.572	2 Laps	1:52.839	69.327	5

Not classified ()

89	Arron Hoar	F600	Yamaha	600	9	14:58.208	DNF	1:38.328	79.558	7
96	Callum O'Shea	F600	Honda	600	9	16:15.217	DNF	1:45.125	74.414	9
26	Daniel Taylor	F600	Yamaha	R6	8	13:59.197	DNF	1:42.579	76.261	8
20	Simon Gardner	F600	Yamaha	600	7	11:33.241	DNF	1:37.052	80.604	5

Margin of Victory	Avg. Speed	Best Lap Tm	Best Spd	Best Lap by
5.684	79.768	1:35.958	81.523	15 - Alan Tanton

Chief Timekeeper:

Clerk of Course:

Weather &Track :Bright / Wet

Results: www.sportstimingservices.com





Thundersport GB - Rounds 7 and 8

Lapchart

BMC Filters Formula 600

Cadwell Park 2.173 Miles

Race 6 - (Superpole)

30/05/2010 14:08

Race started at 14:08:18

Competitors	Laps														
	0	1	2	3	4	5	6	7	8	9	10	11	12	13	14
Andrew Sennett (4)	1	4	4	4	4	4	4	4	4	4	4	4	4	4	4
Simon Gardner (20)	2	20	91	91	91	20	20	20	91	91	91	91	91	91	91
Arron Hoar (89)	3	89	20	20	20	91	91	91	15	15	15	15	15	15	15
James Henry (91)	4	91	89	89	89	89	15	15	71	71	71	71	71	71	71
Paul Charman (9)	5	9	9	9	66	66	66	89	71	89	66	66	66	66	66
Sam Middlemas (5)	6	5	71	66	71	71	71	71	89	66	89	5	5	64	14
Jody Lees (71)	7	71	66	71	9	15	15	66	66	5	5	64	64	14	64
Tom McHale (64)	8	64	175	175	15	9	175	175	5	175	175	175	14	5	5
Lance Cronshaw (18)	9	18	18	15	175	175	9	5	175	64	64	14	175	175	175
Piers Hutchins (66)	10	66	64	18	64	5	5	9	64	9	14	9	9	9	9
Michael Price (175)	11	175	15	64	5	64	64	64	9	14	9	18	18	18	18
Alan Tanton (15)	12	15	5	5	18	43	18	14	14	18	18	16	16	16	16
Richard McNeil (22)	13	22	22	43	43	18	14	18	18	16	16	51	51	51	51
Aaron Hay (90)	14	90	43	22	16	16	16	16	16	43	43	43	43	43	43
Chris Wilkinson (43)	15	43	16	16	22	14	43	43	43	51	51	33	33	33	33
Craig Neve (16)	16	16	90	14	14	22	22	51	51	33	33	22	22	22	22
Ben Field (14)	17	14	14	90	90	90	51	22	33	22	22	90	90	90	133
Adam Oliver (51)	18	51	33	33	51	33	33	33	22	90	90	133	133	133	90
Tom Meehan (33)	19	33	51	51	33	51	90	90	90	133	133	60	60	60	60
Daniel Taylor (26)	20	26	26	26	26	26	26	26	26	60	126	126	126	126	126
Terje Joensen (60)	21	60	133	133	133	133	133	133	60	126	76	76	76	76	76
Ben Marrett (133)	22	133	96	126	96	96	96	60	60	126	96	88	88	88	88
Dean Young (126)	23	126	126	76	126	126	126	96	96	96	76	56	56	56	56
Dan Shailer (76)	24	76	76	96	76	76	60	126	126	76	88				
Callum O'Shea (96)	25	96	60	60	60	60	76	76	76	88	56				
Andre Nakkurt (88)	26	88	88	88	88	88	88	88	88	56					
James Mullins (56)	27	56	56	56	56	56	56	56	56						

Chief Timekeeper:

Clerk of Course:

Weather &Track :Bright / Wet

Results: www.sportstimingservices.com

Printed: 30/05/2010 14:36:10





Thundersport GB - Rounds 7 and 8

BMC Filters Formula 600

Cadwell Park 2.173 Miles

Race 6 - (Superpole)

30/05/2010 14:08

Race started at 14:08:18

Lap	Lap Tm	Diff	Time of Day
(4) Andrew Sennett			
1	1:41.158	+4.034	14:10:01.556
2	1:37.696	+0.572	14:11:39.252
3	1:37.608	+0.484	14:13:16.860
4	1:37.357	+0.233	14:14:54.217
5	1:37.289	+0.165	14:16:31.506
6	1:37.159	+0.035	14:18:08.665
7	1:37.749	+0.625	14:19:46.414
8	1:37.124		14:21:23.538
9	1:37.205	+0.081	14:23:00.743
10	1:38.570	+1.446	14:24:39.313
11	1:38.156	+1.032	14:26:17.469
12	1:37.539	+0.415	14:27:55.008
13	1:38.172	+1.048	14:29:33.180
14	1:38.721	+1.597	14:31:11.901

(91) James Henry			
1	1:42.451	+5.314	14:10:03.367
2	1:38.700	+1.563	14:11:42.067
3	1:38.819	+1.682	14:13:20.886
4	1:39.526	+2.389	14:15:00.412
5	1:38.263	+1.126	14:16:38.675
6	1:37.682	+0.545	14:18:16.357
7	1:37.913	+0.776	14:19:54.270
8	1:37.979	+0.842	14:21:32.249
9	1:37.635	+0.498	14:23:09.884
10	1:38.201	+1.064	14:24:48.085
11	1:37.246	+0.109	14:26:25.331
12	1:37.762	+0.625	14:28:03.093
13	1:37.137		14:29:40.230
14	1:37.355	+0.218	14:31:17.585

(15) Alan Tanton			
1	1:46.559	+10.601	14:10:08.841
2	1:38.690	+2.732	14:11:47.531
3	1:38.183	+2.225	14:13:25.714
4	1:38.240	+2.282	14:15:03.954
5	1:37.725	+1.767	14:16:41.679
6	1:36.981	+1.023	14:18:18.660
7	1:37.378	+1.420	14:19:56.038
8	1:38.303	+2.345	14:21:34.341
9	1:36.669	+0.711	14:23:11.010
10	1:38.262	+2.304	14:24:49.272
11	1:36.393	+0.435	14:26:25.665
12	1:38.907	+2.949	14:28:04.572
13	1:35.958		14:29:40.530
14	1:37.297	+1.339	14:31:17.827

(71) Jody Lees			
1	1:43.582	+6.603	14:10:05.137
2	1:40.597	+3.618	14:11:45.734
3	1:38.251	+1.272	14:13:23.985
4	1:38.844	+1.865	14:15:02.829
5	1:38.718	+1.739	14:16:41.547
6	1:38.203	+1.224	14:18:19.750
7	1:37.120	+0.141	14:19:56.870
8	1:38.029	+1.050	14:21:34.899
9	1:36.979		14:23:11.878
10	1:38.139	+1.160	14:24:50.017
11	1:38.375	+1.396	14:26:28.392

12	1:38.297	+1.318	14:28:06.689
13	1:39.152	+2.173	14:29:45.841
14	1:41.325	+4.346	14:31:27.166

(66) Piers Hutchins			
1	1:43.982	+6.512	14:10:05.900
2	1:39.274	+1.804	14:11:45.174
3	1:38.082	+0.612	14:13:23.256
4	1:39.236	+1.766	14:15:02.492
5	1:38.713	+1.243	14:16:41.205
6	1:39.545	+2.075	14:18:20.750
7	1:38.024	+0.554	14:19:58.774
8	1:39.201	+1.731	14:21:37.975
9	1:37.470		14:23:15.445
10	1:37.952	+0.482	14:24:53.397
11	1:38.304	+0.834	14:26:31.701
12	1:38.669	+1.199	14:28:10.370
13	1:42.678	+5.208	14:29:53.048
14	1:39.416	+1.946	14:31:32.464

(14) Ben Field			
1	1:49.965	+13.208	14:10:12.610
2	1:40.970	+4.213	14:11:53.580
3	1:39.647	+2.890	14:13:33.227
4	1:39.770	+3.013	14:15:12.997
5	1:40.212	+3.455	14:16:53.209
6	1:37.708	+0.951	14:18:30.917
7	1:37.679	+0.922	14:20:08.596
8	1:37.591	+0.834	14:21:46.187
9	1:37.717	+0.960	14:23:23.904
10	1:38.698	+1.941	14:25:02.602
11	1:38.820	+2.063	14:26:41.422
12	1:37.444	+0.687	14:28:18.866
13	1:36.757		14:29:55.623
14	1:37.528	+0.771	14:31:33.151

(64) Tom McHale			
1	1:47.102	+9.693	14:10:08.718
2	1:40.943	+3.534	14:11:49.661
3	1:39.868	+2.459	14:13:29.529
4	1:39.339	+1.930	14:15:08.868
5	1:38.524	+1.115	14:16:47.392
6	1:38.673	+1.264	14:18:26.065
7	1:38.777	+1.368	14:20:04.842
8	1:38.880	+1.471	14:21:43.722
9	1:39.347	+1.938	14:23:23.069
10	1:38.684	+1.275	14:25:01.753
11	1:39.330	+1.921	14:26:41.083
12	1:37.409		14:28:18.492
13	1:38.059	+0.650	14:29:56.551
14	1:39.568	+2.159	14:31:36.119

(5) Sam Middlemas			
1	1:47.913	+9.998	14:10:09.465
2	1:40.498	+2.583	14:11:49.963
3	1:39.825	+1.910	14:13:29.788
4	1:38.221	+0.306	14:15:08.009
5	1:37.915		14:16:45.924
6	1:38.445	+0.530	14:18:24.369
7	1:39.257	+1.342	14:20:03.626
8	1:39.507	+1.592	14:21:43.133

9	1:39.265	+1.350	14:23:22.398
10	1:39.169	+1.254	14:25:01.567
11	1:39.483	+1.568	14:26:41.050
12	1:38.439	+0.524	14:28:19.489
13	1:38.090	+0.175	14:29:57.579
14	1:40.395	+2.480	14:31:37.974

(175) Michael Price			
1	1:44.901	+6.486	14:10:07.104
2	1:40.350	+1.935	14:11:47.454
3	1:39.595	+1.180	14:13:27.049
4	1:39.327	+0.912	14:15:06.376
5	1:38.455	+0.040	14:16:44.831
6	1:39.292	+0.877	14:18:24.123
7	1:39.909	+1.494	14:20:04.032
8	1:39.444	+1.029	14:21:43.476
9	1:39.405	+0.990	14:23:22.881
10	1:39.365	+0.950	14:25:02.246
11	1:39.706	+1.291	14:26:41.952
12	1:38.415		14:28:20.367
13	1:38.571	+0.156	14:29:58.938
14	1:39.659	+1.244	14:31:38.597

(9) Paul Charman			
1	1:43.351	+4.470	14:10:04.719
2	1:39.948	+1.067	14:11:44.667
3	1:40.683	+1.802	14:13:25.350
4	1:40.033	+1.152	14:15:05.383
5	1:40.008	+1.127	14:16:45.391
6	1:40.339	+1.458	14:18:25.730
7	1:40.027	+1.146	14:20:05.757
8	1:39.318	+0.437	14:21:45.075
9	1:40.165	+1.284	14:23:25.240
10	1:39.331	+0.450	14:25:04.571
11	1:39.374	+0.493	14:26:43.945
12	1:38.886	+0.005	14:28:22.831
13	1:38.881		14:30:01.712
14	1:39.494	+0.613	14:31:41.206

(18) Lance Cronshaw			
1	1:46.264	+7.391	14:10:08.073
2	1:41.276	+2.403	14:11:49.349
3	1:41.469	+2.596	14:13:30.818
4	1:41.526	+2.653	14:15:12.344
5	1:39.994	+1.121	14:16:52.338
6	1:39.686	+0.813	14:18:32.024
7	1:38.873		14:20:10.897
8	1:39.203	+0.330	14:21:50.100
9	1:39.912	+1.039	14:23:30.012
10	1:40.044	+1.171	14:25:10.056
11	1:40.063	+1.190	14:26:50.119
12	1:40.018	+1.145	14:28:30.137
13	1:39.710	+0.837	14:30:09.847
14	1:39.737	+0.864	14:31:49.584

(16) Craig Neve			
1	1:47.936	+9.366	14:10:10.523
2	1:41.163	+2.593	14:11:51.686
3	1:40.352	+1.782	14:13:32.038
4	1:40.562	+1.992	14:15:12.600
5	1:41.764	+3.194	14:16:54.364

Chief Timekeeper:

Clerk of Course:

Weather & Track :Bright / Wet

Results: www.sportstimingservices.com

Printed: 30/05/2010 14:35:46





Thundersport GB - Rounds 7 and 8

BMC Filters Formula 600

Cadwell Park 2.173 Miles

Race 6 - (Superpole)

30/05/2010 14:08

Race started at 14:08:18

Lap	Lap Tm	Diff	Time of Day
6	1:38.570		14:18:32.934
7	1:38.679	+0.109	14:20:11.613
8	1:40.205	+1.635	14:21:51.818
9	1:40.336	+1.766	14:23:32.154
10	1:39.499	+0.929	14:25:11.653
11	1:38.747	+0.177	14:26:50.400
12	1:40.129	+1.559	14:28:30.529
13	1:39.659	+1.089	14:30:10.188
14	1:39.629	+1.059	14:31:49.817

(51) Adam Oliver

1	1:50.638	+12.362	14:10:13.449
2	1:41.778	+3.502	14:11:55.227
3	1:41.618	+3.342	14:13:36.845
4	1:42.227	+3.951	14:15:19.072
5	1:39.820	+1.544	14:16:58.892
6	1:39.970	+1.694	14:18:38.862
7	1:38.276		14:20:17.138
8	1:39.054	+0.778	14:21:56.192
9	1:41.839	+3.563	14:23:38.031
10	1:40.007	+1.731	14:25:18.038
11	1:38.428	+0.152	14:26:56.466
12	1:38.698	+0.422	14:28:35.164
13	1:39.443	+1.167	14:30:14.607
14	1:40.085	+1.809	14:31:54.692

(43) Chris Wilkinson

1	1:47.704	+7.614	14:10:10.221
2	1:40.786	+0.696	14:11:51.007
3	1:40.121	+0.031	14:13:31.128
4	1:40.679	+0.589	14:15:11.807
5	1:43.299	+3.209	14:16:55.106
6	1:40.223	+0.133	14:18:35.329
7	1:40.460	+0.370	14:20:15.789
8	1:40.323	+0.233	14:21:56.112
9	1:41.847	+1.757	14:23:37.959
10	1:40.698	+0.608	14:25:18.657
11	1:40.090		14:26:58.747
12	1:40.094	+0.004	14:28:38.841
13	1:40.352	+0.262	14:30:19.193
14	1:41.186	+1.096	14:32:00.379

(33) Tom Meehan

1	1:50.124	+10.452	14:10:13.257
2	1:41.929	+2.257	14:11:55.186
3	1:42.058	+2.386	14:13:37.244
4	1:41.764	+2.092	14:15:19.008
5	1:40.807	+1.135	14:16:59.815
6	1:40.726	+1.054	14:18:40.541
7	1:40.434	+0.762	14:20:20.975
8	1:40.286	+0.614	14:22:01.261
9	1:40.644	+0.972	14:23:41.905
10	1:40.550	+0.878	14:25:22.455
11	1:39.672		14:27:02.127
12	1:40.169	+0.497	14:28:42.296
13	1:40.091	+0.419	14:30:22.387
14	1:42.263	+2.591	14:32:04.650

(22) Richard McNeil

1	1:47.473	+7.498	14:10:09.877
2	1:41.683	+1.708	14:11:51.560

Lap	Lap Tm	Diff	Time of Day
3	1:41.524	+1.549	14:13:33.084
4	1:42.231	+2.256	14:15:15.315
5	1:42.660	+2.685	14:16:57.975
6	1:42.362	+2.387	14:18:40.337
7	1:41.737	+1.762	14:20:22.074
8	1:41.367	+1.392	14:22:03.441
9	1:41.019	+1.044	14:23:44.460
10	1:41.027	+1.052	14:25:25.487
11	1:41.182	+1.207	14:27:06.669
12	1:40.015	+0.040	14:28:46.684
13	1:40.421	+0.446	14:30:27.105
14	1:39.975		14:32:07.080

(90) Aaron Hay

1	1:48.891	+7.920	14:10:11.353
2	1:43.244	+2.273	14:11:54.597
3	1:42.163	+1.192	14:13:36.760
4	1:42.130	+1.159	14:15:18.890
5	1:42.746	+1.775	14:17:01.636
6	1:41.518	+0.547	14:18:43.154
7	1:40.971		14:20:24.125
8	1:41.214	+0.243	14:22:05.339
9	1:42.544	+1.573	14:23:47.883
10	1:43.922	+2.951	14:25:31.805
11	1:45.562	+4.591	14:27:17.367
12	1:45.531	+4.560	14:29:02.898
13	1:44.671	+3.700	14:30:47.569
14	1:41.829	+0.858	14:32:29.398

(133) Ben Marrett

1	1:51.400	+10.724	14:10:14.952
2	1:43.928	+3.252	14:11:58.880
3	1:43.772	+3.096	14:13:42.652
4	1:43.978	+3.302	14:15:26.630
5	1:43.309	+2.633	14:17:09.939
6	1:42.835	+2.159	14:18:52.774
7	1:42.857	+2.181	14:20:35.631
8	1:40.676		14:22:16.307
9	1:41.801	+1.125	14:23:58.108
10	1:42.389	+1.713	14:25:40.497
11	1:42.466	+1.790	14:27:22.963
12	1:41.874	+1.198	14:29:04.837
13	1:41.908	+1.232	14:30:46.745
14	1:42.947	+2.271	14:32:29.692

(60) Terje Joensen

1	1:54.039	+12.195	14:10:17.557
2	1:51.175	+9.331	14:12:08.732
3	1:48.458	+6.614	14:13:57.190
4	1:48.040	+6.196	14:15:45.230
5	1:45.386	+3.542	14:17:30.616
6	1:43.399	+1.555	14:19:14.015
7	1:43.204	+1.360	14:20:57.219
8	1:42.637	+0.793	14:22:39.856
9	1:42.454	+0.610	14:24:22.310
10	1:42.485	+0.641	14:26:04.795
11	1:41.844		14:27:46.639
12	1:42.030	+0.186	14:29:28.669
13	1:43.095	+1.251	14:31:11.764

(126) Dean Young

1	1:43.487	+5.159	14:10:04.370
2	1:39.455	+1.127	14:11:43.825
3	1:39.014	+0.686	14:13:22.839

Lap	Lap Tm	Diff	Time of Day
1	1:53.539	+8.506	14:10:17.197
2	1:49.981	+4.948	14:12:07.178
3	1:49.560	+4.527	14:13:56.738
4	1:47.841	+2.808	14:15:44.579
5	1:45.944	+0.911	14:17:30.523
6	1:47.689	+2.656	14:19:18.212
7	1:45.494	+0.461	14:21:03.706
8	1:45.033		14:22:48.739
9	1:45.153	+0.120	14:24:33.892
10	1:45.872	+0.839	14:26:19.764
11	1:46.607	+1.574	14:28:06.371
12	1:45.690	+0.657	14:29:52.061
13	1:45.755	+0.722	14:31:37.816

(76) Dan Shailer

1	1:53.564	+5.536	14:10:17.280
2	1:50.686	+2.658	14:12:07.966
3	1:48.966	+0.938	14:13:56.932
4	1:48.028		14:15:44.960
5	1:48.695	+0.667	14:17:33.655
6	1:48.941	+0.913	14:19:22.596
7	1:48.540	+0.512	14:21:11.136
8	1:48.560	+0.532	14:22:59.696
9	1:49.772	+1.744	14:24:49.468
10	1:49.028	+1.000	14:26:38.496
11	1:49.714	+1.686	14:28:28.210
12	1:49.471	+1.443	14:30:17.681
13	1:49.260	+1.232	14:32:06.941

(88) Andre Nakkurt

1	1:55.320	+3.332	14:10:19.545
2	1:53.070	+1.082	14:12:12.615
3	1:54.131	+2.143	14:14:06.746
4	1:55.574	+3.586	14:16:02.320
5	1:54.065	+2.077	14:17:56.385
6	1:54.636	+2.648	14:19:51.021
7	1:51.988		14:21:43.009
8	1:52.981	+0.993	14:23:35.990
9	1:54.981	+2.993	14:25:30.971
10	1:57.900	+5.912	14:27:28.871
11	1:54.835	+2.847	14:29:23.706
12	1:53.834	+1.846	14:31:17.540

(56) James Mullins

1	1:59.917	+7.078	14:10:24.584
2	1:55.277	+2.438	14:12:19.861
3	1:54.221	+1.382	14:14:14.082
4	1:54.379	+1.540	14:16:08.461
5	1:52.839		14:18:01.300
6	1:55.183	+2.344	14:19:56.483
7	1:58.454	+5.615	14:21:54.937
8	1:58.456	+5.617	14:23:53.393
9	1:56.837	+3.998	14:25:50.230
10	1:54.620	+1.781	14:27:44.850
11	1:52.979	+0.140	14:29:37.829
12	1:55.678	+2.839	14:31:33.507

(89) Arron Hoar

1	1:43.487	+5.159	14:10:04.370
2	1:39.455	+1.127	14:11:43.825
3	1:39.014	+0.686	14:13:22.839

Chief Timekeeper:

Clerk of Course:

Weather &Track :Bright / Wet

Results: www.sportstimingservices.com

Printed: 30/05/2010 14:35:46





Thundersport GB - Rounds 7 and 8

BMC Filters Formula 600

Cadwell Park 2.173 Miles

Race 6 - (Superpole)

30/05/2010 14:08

Race started at 14:08:18

Lap	Lap Tm	Diff	Time of Day
4	1:39.136	+0.808	14:15:01.975
5	1:38.817	+0.489	14:16:40.792
6	1:38.957	+0.629	14:18:19.749
7	1:38.328		14:19:58.077
8	1:39.504	+1.176	14:21:37.581
9	1:39.562	+1.234	14:23:17.143

(96) Callum O'Shea

1	1:52.604	+7.479	14:10:16.444
2	1:52.059	+6.934	14:12:08.503
3	1:47.779	+2.654	14:13:56.282
4	1:46.711	+1.586	14:15:42.993
5	1:46.953	+1.828	14:17:29.946
6	1:46.569	+1.444	14:19:16.515
7	1:45.965	+0.840	14:21:02.480
8	1:46.547	+1.422	14:22:49.027
9	1:45.125		14:24:34.152

(26) Daniel Taylor

1	1:51.350	+8.771	14:10:14.702
2	1:43.880	+1.301	14:11:58.582
3	1:43.417	+0.838	14:13:41.999
4	1:43.774	+1.195	14:15:25.773
5	1:43.891	+1.312	14:17:09.664
6	1:42.928	+0.349	14:18:52.592
7	1:42.961	+0.382	14:20:35.553
8	1:42.579		14:22:18.132

(20) Simon Gardner

1	1:42.890	+5.838	14:10:03.697
2	1:38.679	+1.627	14:11:42.376
3	1:38.740	+1.688	14:13:21.116
4	1:39.171	+2.119	14:15:00.287
5	1:37.052		14:16:37.339
6	1:37.403	+0.351	14:18:14.742
7	1:37.434	+0.382	14:19:52.176

Lap Lap Tm Diff Time of Day

Lap Lap Tm Diff Time of Day

Chief Timekeeper:

Clerk of Course:

Weather &Track :Bright / Wet

Results: www.sportstimingservices.com

Printed: 30/05/2010 14:35:46





Thundersport GB - Rounds 7 and 8

BMC Filters Formula 600

Cadwell Park 2.173 Miles

Race Grids - Monday

31/05/2010

Race



POLE POSITION

3	2	1	
15	91	4	1
6	5	4	2
11	143	71	3
9	8	7	4
9	89	20	5
12	11	10	6
66	64	5	7
15	14	13	8
43	175	18	9
18	17	16	10
90	22	16	11
21	20	19	
51	14	33	
24	23	22	
29	133	26	
27	26	25	
58	126	60	
30	29	28	
56	76	96	
	32	31	
	88	38	

Chief Timekeeper:

Clerk of Course:

Weather &Track :

Results: www.sportstimingservices.com

Printed: 30/05/2010 14:39:01





Thundersport GB - Rounds 7 and 8

Sorted on Laps

BMC Filters Formula 600

Cadwell Park 2.173 Miles

Race 8

31/05/2010 13:56

Race started at 13:56:14

Pos	No.	Name	Class	Make	Model	Laps	Total Tm	Diff	Best Tm	Best Spd	In Lap
1	143	Seb Bulpin	F600	Yamaha	600	10	16:07.437		1:35.579	81.846	8
2	175	Michael Price	F600	Triumph	675	10	16:11.776	4.339	1:35.456	81.952	5
3	15	Alan Tanton	F600	Yamaha	600	10	16:11.890	4.453	1:35.848	81.617	9
4	14	Ben Field	F600	Honda	600	10	16:12.135	4.698	1:34.608	82.686	9
5	91	James Henry	F600	Yamaha	600	10	16:16.662	9.225	1:36.398	81.151	3
6	4	Andrew Sennett	F600	Yamaha	600	10	16:17.189	9.752	1:36.168	81.345	4
7	66	Piers Hutchins	F600	Suzuki	600	10	16:23.271	15.834	1:36.467	81.093	9
8	64	Tom McHale	F600	Honda	600	10	16:25.727	18.290	1:37.312	80.389	4
9	5	Sam Middlemas	F600	Triumph	675	10	16:27.837	20.400	1:36.843	80.778	6
10	9	Paul Charman	F600	Suzuki	600	10	16:28.193	20.756	1:37.360	80.349	7
11	18	Lance Cronshaw	F600	Yamaha	600	10	16:31.335	23.898	1:37.434	80.288	7
12	71	Jody Lees	F600	Yamaha	600	10	16:38.068	30.631	1:36.836	80.784	2
13	51	Adam Oliver	F600	Honda	600	10	16:38.275	30.838	1:37.396	80.320	4
14	22	Richard McNeil	F600	Suzuki	600	10	16:41.699	34.262	1:37.497	80.236	10
15	16	Craig Neve	F600	Yamaha	600	10	16:44.924	37.487	1:38.545	79.383	10
16	43	Chris Wilkinson	F600	Yamaha	600	10	16:46.543	39.106	1:38.831	79.153	8
17	90	Aaron Hay	F600	Yamaha	600	10	16:47.112	39.675	1:38.593	79.344	8
18	83	Gary Graves	F600	Yamaha	600	10	16:50.270	42.833	1:38.393	79.506	9
19	133	Ben Marrett	F600	Honda	600	10	16:58.038	50.601	1:39.553	78.579	9
20	26	Daniel Taylor	F600	Yamaha	R6	10	17:10.601	1:03.164	1:41.739	76.891	5
21	88	Andre Nakkurt	F600	Kawasaki	600	10	17:32.317	1:24.880	1:41.957	76.726	6
22	126	Dean Young	F600	Yamaha	600	10	17:32.727	1:25.290	1:42.491	76.327	8
23	58	John Byrne	F600	Yamaha	600	10	17:33.442	1:26.005	1:41.663	76.948	6
24	76	Dan Shailer	F600	Honda	600	10	17:50.649	1:43.212	1:45.457	74.180	9
25	7	Jodie Chalk	F600	Triumph	675	10	17:50.755	1:43.318	1:45.363	74.246	10
26	60	Terje Joensen	F600	Yamaha	600	9	16:15.074	1 Lap	1:40.833	77.582	7

Not classified ()

96	Callum O'Shea	F600	Honda	600	8	13:56.476	DNF	1:42.426	76.375	8
33	Tom Meehan	F600	Yamaha	600	6	10:06.488	DNF	1:37.929	79.882	6
38	Anthony Healey	F600	Yamaha	600	6	11:29.567	DNF	1:51.730	70.015	5

Margin of Victory	Avg. Speed	Best Lap Tm	Best Spd	Best Lap by
4.339	80.861	1:34.608	82.686	14 - Ben Field

Chief Timekeeper:

Clerk of Course:

Weather &Track;Bright / Dry

Results: www.sportstimingservices.com





Thundersport GB - Rounds 7 and 8

Lapchart

BMC Filters Formula 600

Cadwell Park 2.173 Miles

Race 8

31/05/2010 13:56

Race started at 13:56:14

Competitors	Laps										
	0	1	2	3	4	5	6	7	8	9	10
Andrew Sennett (4)	1	4	143	143	143	143	143	143	143	143	143
James Henry (91)	2	91	91	91	91	91	91	91	15	15	175
Alan Tanton (15)	3	15	15	15	15	15	15	15	175	175	15
Seb Bulpin (143)	4	143	4	4	4	4	4	175	91	14	14
Jody Lees (71)	5	71	71	71	71	175	175	4	4	91	91
Paul Charman (9)	6	9	64	64	175	175	64	14	14	4	4
Tom McHale (64)	7	64	9	66	64	64	14	64	64	66	66
Sam Middlemas (5)	8	5	66	175	66	66	66	66	66	64	64
Piers Hutchins (66)	9	66	175	9	9	14	9	9	9	5	5
Michael Price (175)	10	175	22	5	14	9	5	5	9	9	9
Lance Cronshaw (18)	11	18	18	18	5	5	18	18	18	18	18
Richard McNeil (22)	12	22	5	14	18	18	71	71	71	71	71
Chris Wilkinson (43)	13	43	43	22	51	51	51	51	51	51	51
Craig Neve (16)	14	16	14	51	22	22	33	33	16	22	22
Aaron Hay (90)	15	90	51	43	43	43	22	16	22	16	16
Adam Oliver (51)	16	51	33	33	33	33	16	22	43	43	43
Ben Field (14)	17	14	16	16	16	16	43	43	90	90	90
Tom Meehan (33)	18	33	90	90	90	90	90	83	83	83	83
Daniel Taylor (26)	19	26	26	26	26	83	83	83	133	133	133
Terje Joensen (60)	20	60	83	83	83	133	133	133	26	26	26
Dean Young (126)	21	126	126	133	133	26	26	26	96	96	88
Callum O'Shea (96)	22	96	76	126	96	96	96	96	88	88	126
Gary Graves (83)	23	83	96	96	126	126	126	126	126	58	58
Dan Shailer (76)	24	76	133	76	76	76	88	88	58	58	76
Jodie Chalk (7)	25	7	7	7	88	88	58	58	76	76	7
Anthony Healey (38)	26	38	88	88	58	58	76	76	7	7	60
Andre Nakkurt (88)	27	88	58	58	7	7	7	7	60	60	
Ben Marrett (133)	28	133	38	38	38	38	60	60			
John Byrne (58)	29	58	60	60	60	60	38	38			

Chief Timekeeper:

Clerk of Course:

Weather &Track;Bright / Dry

Results: www.sportstimingservices.com





Thundersport GB - Rounds 7 and 8

BMC Filters Formula 600

Cadwell Park 2.173 Miles

Race 8

31/05/2010 13:56

Race started at 13:56:14

Lap	Lap Tm	Diff	Time of Day
(143) Seb Bulpin			
1	1:39.281	+3.702	13:57:55.978
2	1:36.092	+0.513	13:59:32.070
3	1:35.650	+0.071	14:01:07.720
4	1:36.218	+0.639	14:02:43.938
5	1:36.333	+0.754	14:04:20.271
6	1:35.884	+0.305	14:05:56.155
7	1:36.333	+0.754	14:07:32.488
8	1:35.579		14:09:08.067
9	1:37.689	+2.110	14:10:45.756
10	1:36.117	+0.538	14:12:21.873

(175) Michael Price			
1	1:42.089	+6.633	13:58:00.276
2	1:37.975	+2.519	13:59:38.251
3	1:35.848	+0.392	14:01:14.099
4	1:35.874	+0.418	14:02:49.973
5	1:35.456		14:04:25.429
6	1:35.939	+0.483	14:06:01.368
7	1:36.960	+1.504	14:07:38.328
8	1:35.880	+0.424	14:09:14.208
9	1:35.959	+0.503	14:10:50.167
10	1:36.045	+0.589	14:12:26.212

(15) Alan Tanton			
1	1:41.327	+5.479	13:57:57.742
2	1:36.881	+1.033	13:59:34.623
3	1:36.858	+1.010	14:01:11.481
4	1:36.354	+0.506	14:02:47.835
5	1:36.717	+0.869	14:04:24.552
6	1:36.275	+0.427	14:06:00.827
7	1:36.923	+1.075	14:07:37.750
8	1:36.043	+0.195	14:09:13.793
9	1:35.848		14:10:49.641
10	1:36.685	+0.837	14:12:26.326

(14) Ben Field			
1	1:44.703	+10.095	13:58:03.279
2	1:38.713	+4.105	13:59:41.992
3	1:36.483	+1.875	14:01:18.475
4	1:35.720	+1.112	14:02:54.195
5	1:36.440	+1.832	14:04:30.635
6	1:35.366	+0.758	14:06:06.001
7	1:35.220	+0.612	14:07:41.221
8	1:35.605	+0.997	14:09:16.826
9	1:34.608		14:10:51.434
10	1:35.137	+0.529	14:12:26.571

(91) James Henry			
1	1:40.999	+4.601	13:57:57.269
2	1:37.090	+0.692	13:59:34.359
3	1:36.398		14:01:10.757
4	1:36.548	+0.150	14:02:47.305
5	1:36.873	+0.475	14:04:24.178
6	1:36.558	+0.160	14:06:00.736
7	1:36.919	+0.521	14:07:37.655
8	1:37.390	+0.992	14:09:15.045
9	1:37.317	+0.919	14:10:52.362
10	1:38.736	+2.338	14:12:31.098

Lap	Lap Tm	Diff	Time of Day
(4) Andrew Sennett			
1	1:42.230	+6.062	13:57:58.428
2	1:36.833	+0.665	13:59:35.261
3	1:36.949	+0.781	14:01:12.210
4	1:36.168		14:02:48.378
5	1:36.537	+0.369	14:04:24.915
6	1:36.339	+0.171	14:06:01.254
7	1:38.452	+2.284	14:07:39.706
8	1:37.016	+0.848	14:09:16.722
9	1:38.411	+2.243	14:10:55.133
10	1:36.492	+0.324	14:12:31.625

(66) Piers Hutchins			
1	1:42.027	+5.560	13:57:59.997
2	1:38.134	+1.667	13:59:38.131
3	1:37.910	+1.443	14:01:16.041
4	1:37.337	+0.870	14:02:53.378
5	1:37.448	+0.981	14:04:30.826
6	1:37.802	+1.335	14:06:08.628
7	1:37.809	+1.342	14:07:46.437
8	1:37.860	+1.393	14:09:24.297
9	1:36.467		14:11:00.764
10	1:36.943	+0.476	14:12:37.707

(64) Tom McHale			
1	1:42.112	+4.800	13:57:59.741
2	1:38.268	+0.956	13:59:38.009
3	1:37.742	+0.430	14:01:15.751
4	1:37.312		14:02:53.063
5	1:37.468	+0.156	14:04:30.531
6	1:37.853	+0.541	14:06:08.384
7	1:37.699	+0.387	14:07:46.083
8	1:37.918	+0.606	14:09:24.001
9	1:37.709	+0.397	14:11:01.710
10	1:38.453	+1.141	14:12:40.163

(5) Sam Middlemas			
1	1:43.926	+7.083	13:58:01.766
2	1:39.240	+2.397	13:59:41.006
3	1:37.864	+1.021	14:01:18.870
4	1:37.515	+0.672	14:02:56.385
5	1:37.730	+0.887	14:04:34.115
6	1:36.843		14:06:10.958
7	1:37.405	+0.562	14:07:48.363
8	1:38.139	+1.296	14:09:26.502
9	1:37.823	+0.980	14:11:04.325
10	1:37.948	+1.105	14:12:42.273

(9) Paul Charman			
1	1:42.381	+5.021	13:57:59.892
2	1:38.951	+1.591	13:59:38.843
3	1:38.062	+0.702	14:01:16.905
4	1:38.171	+0.811	14:02:55.076
5	1:37.902	+0.542	14:04:32.978
6	1:37.382	+0.022	14:06:10.360
7	1:37.360		14:07:47.720
8	1:39.227	+1.867	14:09:26.947
9	1:37.978	+0.618	14:11:04.925
10	1:37.704	+0.344	14:12:42.629

(18) Lance Cronshaw			
----------------------------	--	--	--

Lap	Lap Tm	Diff	Time of Day
1	1:42.988	+5.554	13:58:01.209
2	1:40.341	+2.907	13:59:41.550
3	1:38.335	+0.901	14:01:19.885
4	1:37.905	+0.471	14:02:57.790
5	1:38.301	+0.867	14:04:36.091
6	1:38.168	+0.734	14:06:14.259
7	1:37.434		14:07:51.693
8	1:38.233	+0.799	14:09:29.926
9	1:37.961	+0.527	14:11:07.887
10	1:37.884	+0.450	14:12:45.771

(71) Jody Lees			
1	1:42.000	+5.164	13:57:58.827
2	1:36.836		13:59:35.663
3	1:37.278	+0.442	14:01:12.941
4	1:36.837	+0.001	14:02:49.778
5	1:48.344	+11.508	14:04:38.122
6	1:37.539	+0.703	14:06:15.661
7	1:38.196	+1.360	14:07:53.857
8	1:38.963	+2.127	14:09:32.820
9	1:39.681	+2.845	14:11:12.501
10	1:40.003	+3.167	14:12:52.504

(51) Adam Oliver			
1	1:44.785	+7.389	13:58:03.359
2	1:39.712	+2.316	13:59:43.071
3	1:39.552	+2.156	14:01:22.623
4	1:37.396		14:03:00.019
5	1:38.553	+1.157	14:04:38.572
6	1:38.110	+0.714	14:06:16.682
7	1:38.336	+0.940	14:07:55.018
8	1:38.912	+1.516	14:09:33.930
9	1:39.422	+2.026	14:11:13.352
10	1:39.359	+1.963	14:12:52.711

(22) Richard McNeil			
1	1:42.714	+5.217	13:58:01.051
2	1:41.806	+4.309	13:59:42.857
3	1:40.279	+2.782	14:01:23.136
4	1:39.886	+2.389	14:03:03.022
5	1:40.777	+3.280	14:04:43.799
6	1:40.028	+2.531	14:06:23.827
7	1:38.931	+1.434	14:08:02.758
8	1:38.298	+0.801	14:09:41.056
9	1:37.582	+0.085	14:11:18.638
10	1:37.497		14:12:56.135

(16) Craig Neve			
1	1:45.377	+6.832	13:58:03.867
2	1:40.544	+1.999	13:59:44.411
3	1:39.503	+0.958	14:01:23.914
4	1:39.945	+1.400	14:03:03.859
5	1:40.103	+1.558	14:04:43.962
6	1:39.486	+0.941	14:06:23.448
7	1:38.915	+0.370	14:08:02.363
8	1:39.621	+1.076	14:09:41.984
9	1:38.831	+0.286	14:11:20.815
10	1:38.545		14:12:59.360

(43) Chris Wilkinson			
1	1:44.175	+5.344	13:58:02.601

Chief Timekeeper:

Clerk of Course:

Weather &Track;Bright / Dry

Results: www.sportstimingservices.com

Printed: 31/05/2010 14:21:04





Thundersport GB - Rounds 7 and 8

BMC Filters Formula 600

Cadwell Park 2.173 Miles

Race 8

31/05/2010 13:56

Race started at 13:56:14

Lap	Lap Tm	Diff	Time of Day
2	1:40.997	+2.166	13:59:43.598
3	1:39.801	+0.970	14:01:23.399
4	1:39.966	+1.135	14:03:03.365
5	1:41.445	+2.614	14:04:44.810
6	1:39.684	+0.853	14:06:24.494
7	1:39.527	+0.696	14:08:04.021
8	1:38.831		14:09:42.852
9	1:38.957	+0.126	14:11:21.809
10	1:39.170	+0.339	14:13:00.979

(90) Aaron Hay

1	1:45.954	+7.361	13:58:04.506
2	1:40.320	+1.727	13:59:44.826
3	1:39.810	+1.217	14:01:24.636
4	1:39.679	+1.086	14:03:04.315
5	1:40.812	+2.219	14:04:45.127
6	1:39.651	+1.058	14:06:24.778
7	1:39.843	+1.250	14:08:04.621
8	1:38.593		14:09:43.214
9	1:39.012	+0.419	14:11:22.226
10	1:39.322	+0.729	14:13:01.548

(83) Gary Graves

1	1:45.998	+7.605	13:58:05.767
2	1:41.650	+3.257	13:59:47.417
3	1:42.024	+3.631	14:01:29.441
4	1:40.999	+2.606	14:03:10.440
5	1:39.897	+1.504	14:04:50.337
6	1:39.114	+0.721	14:06:29.451
7	1:39.047	+0.654	14:08:08.498
8	1:38.711	+0.318	14:09:47.209
9	1:38.393		14:11:25.602
10	1:39.104	+0.711	14:13:04.706

(133) Ben Marrett

1	1:47.747	+8.194	13:58:09.348
2	1:41.018	+1.465	13:59:50.366
3	1:40.773	+1.220	14:01:31.139
4	1:40.689	+1.136	14:03:11.828
5	1:40.349	+0.796	14:04:52.177
6	1:39.968	+0.415	14:06:32.145
7	1:40.150	+0.597	14:08:12.295
8	1:40.390	+0.837	14:09:52.685
9	1:39.553		14:11:32.238
10	1:40.236	+0.683	14:13:12.474

(26) Daniel Taylor

1	1:45.870	+4.131	13:58:05.064
2	1:42.237	+0.498	13:59:47.301
3	1:42.021	+0.282	14:01:29.322
4	1:43.178	+1.439	14:03:12.500
5	1:41.739		14:04:54.239
6	1:42.195	+0.456	14:06:36.434
7	1:42.422	+0.683	14:08:18.856
8	1:42.065	+0.326	14:10:00.921
9	1:42.187	+0.448	14:11:43.108
10	1:41.929	+0.190	14:13:25.037

(88) Andre Nakkurt

1	1:50.249	+8.292	13:58:10.746
2	1:45.423	+3.466	13:59:56.169

Lap	Lap Tm	Diff	Time of Day
3	1:46.064	+4.107	14:01:42.233
4	1:46.254	+4.297	14:03:28.487
5	1:43.440	+1.483	14:05:11.927
6	1:41.957		14:06:53.884
7	1:43.853	+1.896	14:08:37.737
8	1:43.197	+1.240	14:10:20.934
9	1:43.503	+1.546	14:12:04.437
10	1:42.316	+0.359	14:13:46.753

(126) Dean Young

1	1:47.203	+4.712	13:58:06.672
2	1:45.149	+2.658	13:59:51.821
3	1:46.152	+3.661	14:01:37.973
4	1:44.747	+2.256	14:03:22.720
5	1:45.862	+3.371	14:05:08.582
6	1:45.069	+2.578	14:06:53.651
7	1:45.153	+2.662	14:08:38.804
8	1:42.491		14:10:21.295
9	1:43.277	+0.786	14:12:04.572
10	1:42.591	+0.100	14:13:47.163

(58) John Byrne

1	1:47.421	+5.758	13:58:14.171
2	1:43.071	+1.408	13:59:57.242
3	1:45.212	+3.549	14:01:42.454
4	1:46.181	+4.518	14:03:28.635
5	1:45.755	+4.092	14:05:14.390
6	1:41.663		14:06:56.053
7	1:42.868	+1.205	14:08:38.921
8	1:43.102	+1.439	14:10:22.023
9	1:43.150	+1.487	14:12:05.173
10	1:42.705	+1.042	14:13:47.878

(76) Dan Shailer

1	1:48.756	+3.299	13:58:08.566
2	1:46.848	+1.391	13:59:55.414
3	1:46.632	+1.175	14:01:42.046
4	1:46.259	+0.802	14:03:28.305
5	1:46.787	+1.330	14:05:15.092
6	1:45.971	+0.514	14:07:01.063
7	1:46.782	+1.325	14:08:47.845
8	1:46.312	+0.855	14:10:34.157
9	1:45.457		14:12:19.614
10	1:45.471	+0.014	14:14:05.085

(7) Jodie Chalk

1	1:49.468	+4.105	13:58:09.593
2	1:46.176	+0.813	13:59:55.769
3	1:47.255	+1.892	14:01:43.024
4	1:46.044	+0.681	14:03:29.068
5	1:46.161	+0.798	14:05:15.229
6	1:46.047	+0.684	14:07:01.276
7	1:46.769	+1.406	14:08:48.045
8	1:46.215	+0.852	14:10:34.260
9	1:45.568	+0.205	14:12:19.828
10	1:45.363		14:14:05.191

(60) Terje Joensen

1	2:33.144	+52.311	13:58:52.562
2	1:42.407	+1.574	14:00:34.969
3	1:42.745	+1.912	14:02:17.714

Lap	Lap Tm	Diff	Time of Day
4	1:42.280	+1.447	14:03:59.994
5	1:42.507	+1.674	14:05:42.501
6	1:41.842	+1.009	14:07:24.343
7	1:40.833		14:09:05.176
8	1:41.679	+0.846	14:10:46.855
9	1:42.655	+1.822	14:12:29.510

(96) Callum O'Shea

1	1:49.340	+6.914	13:58:09.097
2	1:43.691	+1.265	13:59:52.788
3	1:43.272	+0.846	14:01:36.060
4	1:43.001	+0.575	14:03:19.061
5	1:43.132	+0.706	14:05:02.193
6	1:43.075	+0.649	14:06:45.268
7	1:43.218	+0.792	14:08:28.486
8	1:42.426		14:10:10.912

(33) Tom Meehan

1	1:44.704	+6.775	13:58:03.632
2	1:40.553	+2.624	13:59:44.185
3	1:39.556	+1.627	14:01:23.741
4	1:39.965	+2.036	14:03:03.706
5	1:39.289	+1.360	14:04:42.995
6	1:37.929		14:06:20.924

(38) Anthony Healey

1	1:56.906	+5.176	13:58:17.314
2	1:55.188	+3.458	14:00:12.502
3	1:53.486	+1.756	14:02:05.988
4	1:53.052	+1.322	14:03:59.040
5	1:51.730		14:05:50.770
6	1:53.233	+1.503	14:07:44.003

Chief Timekeeper:

Clerk of Course:

Weather &Track;Bright / Dry

Results: www.sportstimingservices.com

Printed: 31/05/2010 14:21:04





Thundersport GB - Rounds 7 and 8

Sorted on Laps

BMC Filters Formula 600

Cadwell Park 2.173 Miles

Race 17

31/05/2010 18:17

Race started at 18:17:35

Pos	No.	Name	Class	Make	Model	Laps	Total Tm	Diff	Best Tm	Best Spd	In Lap
1	4	Andrew Sennett	F600	Yamaha	600	4	6:27.985		1:35.400	82.000	3
2	91	James Henry	F600	Yamaha	600	4	6:33.337	5.352	1:36.630	80.956	4
3	175	Michael Price	F600	Triumph	675	4	6:33.605	5.620	1:35.717	81.728	4
4	15	Alan Tanton	F600	Yamaha	600	4	6:34.206	6.221	1:36.840	80.781	2
5	64	Tom McHale	F600	Honda	600	4	6:34.943	6.958	1:36.463	81.096	4
6	143	Seb Bulpin	F600	Yamaha	600	4	6:35.131	7.146	1:37.053	80.603	3
7	14	Ben Field	F600	Honda	600	4	6:35.543	7.558	1:36.773	80.837	4
8	66	Piers Hutchins	F600	Suzuki	600	4	6:35.749	7.764	1:36.733	80.870	4
9	9	Paul Charman	F600	Suzuki	600	4	6:36.866	8.881	1:36.978	80.666	4
10	22	Richard McNeil	F600	Suzuki	600	4	6:41.576	13.591	1:38.083	79.757	4
11	5	Sam Middlemas	F600	Triumph	675	4	6:42.036	14.051	1:37.961	79.856	4
12	51	Adam Oliver	F600	Honda	600	4	6:42.285	14.300	1:37.903	79.904	4
13	16	Craig Neve	F600	Yamaha	600	4	6:42.638	14.653	1:38.457	79.454	2
14	133	Ben Marrett	F600	Honda	600	4	6:49.894	21.909	1:39.573	78.563	4
15	43	Chris Wilkinson	F600	Yamaha	600	4	6:51.869	23.884	1:40.745	77.650	3
16	26	Daniel Taylor	F600	Yamaha	R6	4	6:58.467	30.482	1:42.321	76.454	2
17	83	Gary Graves	F600	Yamaha	600	4	6:58.628	30.643	1:41.423	77.130	2
18	58	John Byrne	F600	Yamaha	600	4	6:58.724	30.739	1:42.293	76.474	2
19	126	Dean Young	F600	Yamaha	600	4	7:03.363	35.378	1:43.050	75.913	2
20	7	Jodie Chalk	F600	Triumph	675	4	7:03.430	35.445	1:42.750	76.134	2
21	88	Andre Nakkurt	F600	Kawasaki	600	4	7:06.631	38.646	1:42.465	76.346	3
22	76	Dan Shailer	F600	Honda	600	4	7:17.722	49.737	1:46.699	73.317	2
23	60	Terje Joensen	F600	Yamaha	600	4	7:18.609	50.624	1:46.782	73.260	2

Margin of Victory	Avg. Speed	Best Lap Tm	Best Spd	Best Lap by
5.352	80.650	1:35.400	82.000	4 - Andrew Sennett

Chief Timekeeper:

Clerk of Course:

Weather &Track;Cloudy / Dry

Results: www.sportstimingservices.com





Thundersport GB - Rounds 7 and 8

Lapchart

BMC Filters Formula 600

Cadwell Park 2.173 Miles

Race 17

31/05/2010 18:17

Race started at 18:17:35

Competitors	Laps				
	0	1	2	3	4
Andrew Sennett (4)	1	4	4	4	4
James Henry (91)	2	91	91	91	91
Alan Tanton (15)	3	15	143	15	175
Seb Bulpin (143)	4	143	15	143	15
Paul Charman (9)	5	9	64	64	175
Tom McHale (64)	6	64	14	175	64
Sam Middlemas (5)	7	5	175	14	14
Piers Hutchins (66)	8	66	66	66	66
Michael Price (175)	9	175	9	9	9
Craig Neve (16)	10	16	22	22	22
Richard McNeil (22)	11	22	16	16	5
Ben Field (14)	12	14	51	5	51
Adam Oliver (51)	13	51	5	51	16
Chris Wilkinson (43)	14	43	43	43	133
Daniel Taylor (26)	15	26	133	133	43
Ben Marrett (133)	16	133	26	26	26
John Byrne (58)	17	58	58	58	83
Dean Young (126)	18	126	126	83	83
Terje Joensen (60)	19	60	83	126	126
Jodie Chalk (7)	20	7	7	7	7
Dan Shailer (76)	21	76	76	76	88
Gary Graves (83)	22	83	88	88	76
Andre Nakkurt (88)	23	88	60	60	60

Chief Timekeeper:


Clerk of Course:

Weather &Track;Cloudy / Dry

Results: www.sportstimingservices.com

Printed: 31/05/2010 18:27:03





Thundersport GB - Rounds 7 and 8

BMC Filters Formula 600

Cadwell Park 2.173 Miles

Race 17

31/05/2010 18:17

Race started at 18:17:35

Lap	Lap Tm	Diff	Time of Day
(4) Andrew Sennett			
1	1:39.027	+3.627	18:19:15.748
2	1:35.785	+0.385	18:20:51.533
3	1:35.400		18:22:26.933
4	1:36.054	+0.654	18:24:02.987
(91) James Henry			
1	1:40.985	+4.355	18:19:17.902
2	1:36.942	+0.312	18:20:54.844
3	1:36.865	+0.235	18:22:31.709
4	1:36.630		18:24:08.339
(175) Michael Price			
1	1:40.994	+5.277	18:19:19.753
2	1:36.639	+0.922	18:20:56.392
3	1:36.498	+0.781	18:22:32.890
4	1:35.717		18:24:08.607
(15) Alan Tanton			
1	1:41.410	+4.570	18:19:18.609
2	1:36.840		18:20:55.449
3	1:36.846	+0.006	18:22:32.295
4	1:36.913	+0.073	18:24:09.208
(64) Tom McHale			
1	1:41.011	+4.548	18:19:19.249
2	1:37.107	+0.644	18:20:56.356
3	1:37.126	+0.663	18:22:33.482
4	1:36.463		18:24:09.945
(143) Seb Bulpin			
1	1:40.800	+3.747	18:19:18.204
2	1:37.520	+0.467	18:20:55.724
3	1:37.053		18:22:32.777
4	1:37.356	+0.303	18:24:10.133
(14) Ben Field			
1	1:40.591	+3.818	18:19:19.607
2	1:37.105	+0.332	18:20:56.712
3	1:37.060	+0.287	18:22:33.772
4	1:36.773		18:24:10.545
(66) Piers Hutchins			
1	1:41.604	+4.871	18:19:20.199
2	1:36.820	+0.087	18:20:57.019
3	1:36.999	+0.266	18:22:34.018
4	1:36.733		18:24:10.751
(9) Paul Charman			
1	1:42.414	+5.436	18:19:20.414
2	1:37.304	+0.326	18:20:57.718
3	1:37.172	+0.194	18:22:34.890
4	1:36.978		18:24:11.868
(22) Richard McNeil			
1	1:42.226	+4.143	18:19:21.128
2	1:38.585	+0.502	18:20:59.713
3	1:38.782	+0.699	18:22:38.495
4	1:38.083		18:24:16.578

Lap	Lap Tm	Diff	Time of Day
(5) Sam Middlemas			
1	1:43.759	+5.798	18:19:22.273
2	1:38.766	+0.805	18:21:01.039
3	1:38.038	+0.077	18:22:39.077
4	1:37.961		18:24:17.038
(51) Adam Oliver			
1	1:42.580	+4.677	18:19:21.784
2	1:39.500	+1.597	18:21:01.284
3	1:38.100	+0.197	18:22:39.384
4	1:37.903		18:24:17.287
(16) Craig Neve			
1	1:42.648	+4.191	18:19:21.515
2	1:38.457		18:20:59.972
3	1:38.777	+0.320	18:22:38.749
4	1:38.891	+0.434	18:24:17.640
(133) Ben Marrett			
1	1:43.832	+4.259	18:19:23.874
2	1:40.924	+1.351	18:21:04.798
3	1:40.525	+0.952	18:22:45.323
4	1:39.573		18:24:24.896
(43) Chris Wilkinson			
1	1:44.456	+3.711	18:19:23.679
2	1:40.770	+0.025	18:21:04.449
3	1:40.745		18:22:45.194
4	1:41.677	+0.932	18:24:26.871
(26) Daniel Taylor			
1	1:45.544	+3.223	18:19:25.369
2	1:42.321		18:21:07.690
3	1:43.132	+0.811	18:22:50.822
4	1:42.647	+0.326	18:24:33.469
(83) Gary Graves			
1	1:46.871	+5.448	18:19:27.335
2	1:41.423		18:21:08.758
3	1:42.260	+0.837	18:22:51.018
4	1:42.612	+1.189	18:24:33.630
(58) John Byrne			
1	1:45.448	+3.155	18:19:25.581
2	1:42.293		18:21:07.874
3	1:43.023	+0.730	18:22:50.897
4	1:42.829	+0.536	18:24:33.726
(126) Dean Young			
1	1:47.024	+3.974	18:19:27.176
2	1:43.050		18:21:10.226
3	1:43.745	+0.695	18:22:53.971
4	1:44.394	+1.344	18:24:38.365
(7) Jodie Chalk			
1	1:47.311	+4.561	18:19:27.605
2	1:42.750		18:21:10.355
3	1:43.722	+0.972	18:22:54.077
4	1:44.355	+1.605	18:24:38.432
(88) Andre Nakkurt			

Lap	Lap Tm	Diff	Time of Day
(76) Dan Shailer			
1	1:48.415	+5.950	18:19:30.047
2	1:46.399	+3.934	18:21:16.446
3	1:42.465		18:22:58.911
4	1:42.722	+0.257	18:24:41.633
(60) Terje Joensen			
1	1:50.123	+3.341	18:19:30.325
2	1:46.782		18:21:17.107
3	1:47.693	+0.911	18:23:04.800
4	1:48.811	+2.029	18:24:53.611

Chief Timekeeper:

Clerk of Course:

Weather &Track;Cloudy / Dry

Results: www.sportstimingservices.com





Thundersport GB - Rounds 7 and 8

Sorted on Best Lap time

Bridgestone Thundersport 500

Cadwell Park 2.173 Miles

1st Qualifying

29/05/2010 16:30

Practice started at 16:30:02

Pos	No.	Name	Class	Make	Model	Best Tm	In Lap	Diff	2nd Best	2nd Lap
1	5	Darryl Harrison	Tsport 500	Honda	500	1:57.706	4		1:58.612	3
2	321	Chris Kingham	Tsport 500	Honda	500	1:58.039	5	0.333	1:59.608	4
3	83	Colin McCabe	Tsport 500	Honda	500	1:58.615	6	0.909	1:58.664	8
4	77	Colin Groom	Tsport 500	Honda	500	1:58.637	7	0.931	1:59.845	4
5	97	Jim Lovell	Tsport 500	Honda	500	1:58.947	7	1.241	2:00.296	9
6	53	Sam Banda	Tsport 500	Honda	500	1:59.431	5	1.725	2:00.982	6
7	80	Paul Daley	Tsport 500	Honda	500	1:59.753	5	2.047	1:59.836	4
8	66	James Webster	Tsport 500	Honda	500	2:00.069	6	2.363	2:02.691	5
9	16	Craig Jeff	Tsport 500	Honda	500	2:00.079	6	2.373	2:00.447	7
10	18	David Jeff	Tsport 500	Honda	500	2:00.093	6	2.387	2:00.848	7
11	161	Mark Evans	Tsport 500	Honda	500	2:00.158	5	2.452	2:02.239	6
12	95	Jordan Watling	Tsport 500	Honda	500	2:00.564	9	2.858	2:00.587	5
13	108	Matthew Douglas	Tsport 500	Honda	500	2:01.173	4	3.467	2:01.459	5
14	62	Geoff Aukett	Tsport 500	Honda	500	2:02.170	8	4.464	2:02.264	7
15	20	Gareth Robinson	Tsport 500	Honda	500	2:02.346	6	4.640	2:02.864	7
16	21	Chris Pickersgill	Tsport 500	Honda	500	2:02.482	5	4.776	2:02.545	9
17	194	Neil Gayford	Tsport 500	Honda	500	2:03.432	9	5.726	2:03.591	8
18	29	Martyn Smith	Tsport 500	Honda	500	2:04.486	9	6.780	2:04.626	8
19	131	Graham Gough	Tsport 500	Honda	500	2:04.501	6	6.795	2:05.126	7
20	59	Seth Curry	Tsport 500	Honda	500	2:05.024	7	7.318	2:07.089	6
21	54	Sam Cox	Tsport 500	Honda	500	2:05.294	4	7.588	2:07.532	3
22	56	Kenneth Dobson	Tsport 500	Honda	500	2:06.504	8	8.798	2:09.916	7
23	17	Jeff Gouch	Tsport 500	Kawasaki	500	2:06.772	6	9.066	2:10.015	5
24	36	Vincent Hunt	Tsport 500	Honda	500	2:08.233	4	10.527	2:08.671	3
25	55	Philip Sutherland	Tsport 500	Honda	500	2:08.465	6	10.759	2:09.713	7
26	57	Chris Poncia	Tsport 500	Honda	500	2:08.614	7	10.908	2:09.381	6
27	78	Graeme Marshall	Tsport 500	Honda	500	2:09.558	6	11.852	2:09.834	5
28	33	Richard Blunt	Tsport 500	Honda	500	2:11.321	1	13.615		0
29	147	Phil Doody	Tsport 500	Honda	500	2:11.574	4	13.868	2:19.330	3
30	73	Jerry Frost	Tsport 500	Honda	500	2:11.600	6	13.894	2:11.973	5
31	89	Ian Robinson	Tsport 500	Honda	500	2:11.802	3	14.096	2:12.475	2
32	69	Verity Cave	Tsport 500	Honda	500	2:11.844	2	14.138	2:11.953	4
33	70	Nathan Hutchinson	Tsport 500	Honda	500	2:11.946	4	14.240	2:14.610	2
34	24	Simon Matthews	Tsport 500	Honda	500	2:12.223	6	14.517	2:14.187	8
35	72	Mike Bailey	Tsport 500	Honda	500	2:12.924	6	15.218	2:13.139	7
36	99	Andrew Scanlon	Tsport 500	Honda	500	2:13.551	7	15.845	2:13.632	8
37	47	Steve Kain	Tsport 500	Honda	500	2:13.841	3	16.135	2:18.902	2
38	1	Gary Wheatley	Tsport 500	Honda	500	2:13.959	6	16.253	2:14.171	5
39	26	Matthew Poncia	Tsport 500	Honda	500	2:14.807	8	17.101	2:16.432	7
40	84	Jason Taylor	Tsport 500	Honda	500	2:17.828	6	20.122	2:17.877	3

Chief Timekeeper:

Clerk of Course:

Weather &Track : Raining / Wet

Results: www.sportstimingservices.com

Printed: 29/05/2010 16:51:15





Thundersport GB - Rounds 7 and 8

Sorted on Best Lap time

Bridgestone Thundersport 500

Cadwell Park 2.173 Miles

1st Qualifying

29/05/2010 16:30

Practice started at 16:30:02

Pos	No.	Name	Class	Make	Model	Best Tm	In Lap	Diff	2nd Best	2nd Lap
41	22	Adam Carter	Tsport 500	Honda	500	2:18.550	2	20.844	8:17.444	1
42	12	David Schofield	Tsport 500	Honda	500	2:18.695	8	20.989	2:18.972	6

Chief Timekeeper:


Clerk of Course:

Weather &Track : Raining / Wet

Results: www.sportstimingservices.com

Printed: 29/05/2010 16:51:15





Thundersport GB - Rounds 7 and 8

Sorted on Best Lap time

Bridgestone Thundersport 500

Cadwell Park 2.173 Miles

2nd Qualifying

30/05/2010 09:00

Practice started at 9:01:34

Pos	No.	Name	Class	Make	Model	Best Tm	In Lap	Diff	2nd Best	2nd Lap
1	108	Matthew Douglas	Tsport 500	Honda	500	1:50.635	3		1:51.303	4
2	97	Jim Lovell	Tsport 500	Honda	500	1:51.016	3	0.381	1:51.070	4
3	21	Chris Pickersgill	Tsport 500	Honda	500	1:51.273	4	0.638	1:51.720	5
4	5	Darryl Harrison	Tsport 500	Honda	500	1:51.531	5	0.896	1:52.250	3
5	77	Colin Groom	Tsport 500	Honda	500	1:51.559	5	0.924	1:52.264	4
6	66	James Webster	Tsport 500	Honda	500	1:51.591	4	0.956	1:53.014	5
7	9	Kevin Jones	Tsport 500	Honda	500	1:51.871	4	1.236	1:52.718	3
8	321	Chris Kingham	Tsport 500	Honda	500	1:52.341	2	1.706	1:52.366	3
9	95	Jordan Watling	Tsport 500	Honda	500	1:53.240	4	2.605	1:54.047	3
10	83	Colin McCabe	Tsport 500	Honda	500	1:54.044	2	3.409	1:54.441	4
11	161	Mark Evans	Tsport 500	Honda	500	1:54.332	5	3.697	1:55.015	4
12	18	David Jeff	Tsport 500	Honda	500	1:55.292	5	4.657	1:56.606	3
13	62	Geoff Aukett	Tsport 500	Honda	500	1:55.762	5	5.127	1:55.905	4
14	53	Sam Banda	Tsport 500	Honda	500	1:56.207	2	5.572	1:58.064	4
15	33	Richard Blunt	Tsport 500	Honda	500	1:56.542	4	5.907	1:57.648	3
16	29	Martyn Smith	Tsport 500	Honda	500	1:57.792	4	7.157	1:59.766	3
17	20	Gareth Robinson	Tsport 500	Honda	500	1:57.997	4	7.362	1:58.867	3
18	47	Steve Kain	Tsport 500	Honda	500	1:57.997	4	7.362	1:59.056	3
19	24	Simon Matthews	Tsport 500	Honda	500	1:58.613	5	7.978	1:58.843	3
20	80	Paul Daley	Tsport 500	Honda	500	1:58.785	1	8.150		0
21	131	Graham Gough	Tsport 500	Honda	500	1:59.118	4	8.483	1:59.864	3
22	55	Philip Sutherland	Tsport 500	Honda	500	1:59.663	4	9.028	2:02.336	3
23	72	Mike Bailey	Tsport 500	Honda	500	1:59.692	4	9.057	1:59.849	2
24	17	Jeff Gouch	Tsport 500	Kawasaki	500	2:00.408	4	9.773	2:00.900	3
25	57	Chris Poncia	Tsport 500	Honda	500	2:00.984	4	10.349	2:01.766	3
26	36	Vincent Hunt	Tsport 500	Honda	500	2:01.007	3	10.372	2:04.601	2
27	78	Graeme Marshall	Tsport 500	Honda	500	2:01.124	3	10.489	2:02.681	4
28	59	Seth Curry	Tsport 500	Honda	500	2:01.166	4	10.531	2:03.483	3
29	73	Jerry Frost	Tsport 500	Honda	500	2:01.354	4	10.719	2:03.236	3
30	8	Ady Wilkinson	Tsport 500	Honda	500	2:01.371	2	10.736	2:02.530	3
31	84	Jason Taylor	Tsport 500	Honda	500	2:01.438	4	10.803	2:02.203	3
32	194	Neil Gayford	Tsport 500	Honda	500	2:02.540	3	11.905	2:04.279	4
33	22	Adam Carter	Tsport 500	Honda	500	2:02.721	4	12.086	2:04.871	3
34	35	Katy Morton	Tsport 500	Honda	500	2:02.828	4	12.193	2:04.610	3
35	54	Sam Cox	Tsport 500	Honda	500	2:02.841	3	12.206	2:05.552	2
36	1	Gary Wheatley	Tsport 500	Honda	500	2:03.183	3	12.548	2:03.233	4
37	99	Andrew Scanlon	Tsport 500	Honda	500	2:03.205	4	12.570	2:03.372	3
38	70	Nathan Hutchinson	Tsport 500	Honda	500	2:03.276	4	12.641	2:05.539	3
39	56	Kenneth Dobson	Tsport 500	Honda	500	2:03.922	4	13.287	2:06.616	3
40	87	Chris Bazeley	Tsport 500	Honda	500	2:04.008	2	13.373	2:04.282	4

Announcements

No.80 - PLEASE PUT TRANSPONDER ON FOR RACES

Chief Timekeeper:

Clerk of Course:

Weather &Track :Bright / Drying

Results: www.sportstimingservices.com





Thundersport GB - Rounds 7 and 8

Sorted on Best Lap time

Bridgestone Thundersport 500

Cadwell Park 2.173 Miles

2nd Qualifying

30/05/2010 09:00

Practice started at 9:01:34

Pos	No.	Name	Class	Make	Model	Best Tm	In Lap	Diff	2nd Best	2nd Lap
41	89	Ian Robinson	Tsport 500	Honda	500	2:04.165	4	13.530	2:04.839	2
42	147	Phil Doody	Tsport 500	Honda	500	2:04.295	4	13.660	2:05.322	3
43	26	Matthew Poncia	Tsport 500	Honda	500	2:07.522	4	16.887	2:10.129	3
44	69	Verity Cave	Tsport 500	Honda	500	2:09.526	4	18.891	2:12.629	3
45	12	David Schofield	Tsport 500	Honda	500	2:12.520	3	21.885	2:13.653	4

Announcements

No.80 - PLEASE PUT TRANSPONDER ON FOR RACES

Chief Timekeeper:

Clerk of Course:

Weather &Track :Bright / Drying

Results: www.sportstimingservices.com

Printed: 30/05/2010 10:59:18





Thundersport GB - Rounds 7 and 8

Bridgestone Thundersport 500

Cadwell Park 2.173 Miles

Qualifying Overall

Pos	No.	Name	Class	Make	Model	Overall BestTm	R1. Best Tm	R2. Best Tm	Diff
1	108	Matthew Douglas	Tsport 500	Honda	500	1:50.635	2:01.173	1:50.635	
2	97	Jim Lovell	Tsport 500	Honda	500	1:51.016	1:58.947	1:51.016	0.381
3	21	Chris Pickersgill	Tsport 500	Honda	500	1:51.273	2:02.482	1:51.273	0.638
4	5	Darryl Harrison	Tsport 500	Honda	500	1:51.531	1:57.706	1:51.531	0.896
5	77	Colin Groom	Tsport 500	Honda	500	1:51.559	1:58.637	1:51.559	0.924
6	66	James Webster	Tsport 500	Honda	500	1:51.591	2:00.069	1:51.591	0.956
7	9	Kevin Jones	Tsport 500	Honda	500	1:51.871		1:51.871	1.236
8	321	Chris Kingham	Tsport 500	Honda	500	1:52.341	1:58.039	1:52.341	1.706
9	95	Jordan Watling	Tsport 500	Honda	500	1:53.240	2:00.564	1:53.240	2.605
10	83	Colin McCabe	Tsport 500	Honda	500	1:54.044	1:58.615	1:54.044	3.409
11	161	Mark Evans	Tsport 500	Honda	500	1:54.332	2:00.158	1:54.332	3.697
12	18	David Jeff	Tsport 500	Honda	500	1:55.292	2:00.093	1:55.292	4.657
13	62	Geoff Aukett	Tsport 500	Honda	500	1:55.762	2:02.170	1:55.762	5.127
14	53	Sam Banda	Tsport 500	Honda	500	1:56.207	1:59.431	1:56.207	5.572
15	33	Richard Blunt	Tsport 500	Honda	500	1:56.542	2:11.321	1:56.542	5.907
16	29	Martyn Smith	Tsport 500	Honda	500	1:57.792	2:04.486	1:57.792	7.157
17	20	Gareth Robinson	Tsport 500	Honda	500	1:57.997	2:02.346	1:57.997	7.362
18	47	Steve Kain	Tsport 500	Honda	500	1:57.997	2:13.841	1:57.997	7.362
19	24	Simon Matthews	Tsport 500	Honda	500	1:58.613	2:12.223	1:58.613	7.978
20	80	Paul Daley	Tsport 500	Honda	500	1:58.785	1:59.753	1:58.785	8.150
21	131	Graham Gough	Tsport 500	Honda	500	1:59.118	2:04.501	1:59.118	8.483
22	55	Philip Sutherland	Tsport 500	Honda	500	1:59.663	2:08.465	1:59.663	9.028
23	72	Mike Bailey	Tsport 500	Honda	500	1:59.692	2:12.924	1:59.692	9.057
24	16	Craig Jeff	Tsport 500	Honda	500	2:00.079	2:00.079		9.444
25	17	Jeff Gouch	Tsport 500	Kawasaki	500	2:00.408	2:06.772	2:00.408	9.773
26	57	Chris Poncia	Tsport 500	Honda	500	2:00.984	2:08.614	2:00.984	10.349
27	36	Vincent Hunt	Tsport 500	Honda	500	2:01.007	2:08.233	2:01.007	10.372
28	78	Graeme Marshall	Tsport 500	Honda	500	2:01.124	2:09.558	2:01.124	10.489
29	59	Seth Curry	Tsport 500	Honda	500	2:01.166	2:05.024	2:01.166	10.531
30	73	Jerry Frost	Tsport 500	Honda	500	2:01.354	2:11.600	2:01.354	10.719
31	8	Ady Wilkinson	Tsport 500	Honda	500	2:01.371		2:01.371	10.736
32	84	Jason Taylor	Tsport 500	Honda	500	2:01.438	2:17.828	2:01.438	10.803
33	194	Neil Gayford	Tsport 500	Honda	500	2:02.540	2:03.432	2:02.540	11.905
34	22	Adam Carter	Tsport 500	Honda	500	2:02.721	2:18.550	2:02.721	12.086
35	35	Katy Morton	Tsport 500	Honda	500	2:02.828		2:02.828	12.193
36	54	Sam Cox	Tsport 500	Honda	500	2:02.841	2:05.294	2:02.841	12.206
37	1	Gary Wheatley	Tsport 500	Honda	500	2:03.183	2:13.959	2:03.183	12.548
38	99	Andrew Scanlon	Tsport 500	Honda	500	2:03.205	2:13.551	2:03.205	12.570
39	70	Nathan Hutchinson	Tsport 500	Honda	500	2:03.276	2:11.946	2:03.276	12.641
40	56	Kenneth Dobson	Tsport 500	Honda	500	2:03.922	2:06.504	2:03.922	13.287

Chief Timekeeper:


Clerk of Course:

Weather &Track :Bright /Dry

Results: www.sportstimingservices.com

Printed: 30/05/2010 09:16:34





Thundersport GB - Rounds 7 and 8

Bridgestone Thundersport 500

Cadwell Park 2.173 Miles

Qualifying Overall

Pos	No.	Name	Class	Make	Model	Overall BestTm	R1. Best Tm	R2. Best Tm	Diff
41	87	Chris Bazeley	Tsport 500	Honda	500	2:04.008		2:04.008	13.373
42	89	Ian Robinson	Tsport 500	Honda	500	2:04.165	2:11.802	2:04.165	13.530
43	147	Phil Doody	Tsport 500	Honda	500	2:04.295	2:11.574	2:04.295	13.660
44	26	Matthew Poncia	Tsport 500	Honda	500	2:07.522	2:14.807	2:07.522	16.887
45	69	Verity Cave	Tsport 500	Honda	500	2:09.526	2:11.844	2:09.526	18.891
46	12	David Schofield	Tsport 500	Honda	500	2:12.520	2:18.695	2:12.520	21.885

Chief Timekeeper:

Clerk of Course:

Weather &Track :Bright /Dry

Results: www.sportstimingservices.com

Printed: 30/05/2010 09:16:34





Thundersport GB - Rounds 7 and 8

Bridgestone Thundersport 500

Cadwell Park 2.173 Miles

Race Grid - Sunday & Monday

Race Starting Grid



			POLE POSITION	
3	2	1		1
21	97	108		2
6	5	4		3
66	77	5		4
9	8	7		5
95	321	9		6
12	11	10		7
18	161	83		8
15	14	13		9
33	53	62		10
18	17	16		11
47	20	29		12
21	20	19		
131	80	24		
24	23	22		
16	72	55		
27	26	25		
36	57	17		
30	29	28		
73	59	78		
33	32	31		
194	84	8		
36	35	34		
54	35	22		

Chief Timekeeper:
 Clerk of Course:
 Weather & Track :Bright /Dry
 Results: www.sportstimingservices.com
 Printed: 30/05/2010 09:20:21






Thundersport GB - Rounds 7 and 8

Cadwell Park 2.173 Miles

Bridgestone Thundersport 500

30/05/2010 11:15

Race



38
99

37
1

13

Chief Timekeeper:

Clerk of Course:

Weather &Track :Bright /Dry

Results: www.sportstimingservices.com

Printed: 30/05/2010 09:20:21





Thundersport GB - Rounds 7 and 8

Sorted on Laps

Bridgestone Thundersport 500

Cadwell Park 2.173 Miles

Race 1

30/05/2010 11:18

Race started at 11:18:18

Pos	No.	Name	Class	Make	Model	Laps	Total Tm	Diff	Best Tm	Best Spd	In Lap
1	83	Colin McCabe	Tsport 500	Honda	500	8	15:49.112		1:55.702	67.612	5
2	80	Paul Daley	Tsport 500	Honda	500	8	16:06.321	17.209	1:57.133	66.786	6
3	66	James Webster	Tsport 500	Honda	500	8	16:11.346	22.234	1:58.377	66.084	6
4	20	Gareth Robinson	Tsport 500	Honda	500	8	16:17.601	28.489	1:58.675	65.918	6
5	47	Steve Kain	Tsport 500	Honda	500	8	17:15.323	1:26.211	2:06.169	62.003	7
6	33	Richard Blunt	Tsport 500	Honda	500	8	17:27.668	1:38.556	2:07.023	61.586	8
7	53	Sam Banda	Tsport 500	Honda	500	8	17:27.761	1:38.649	2:08.680	60.793	3
8	36	Vincent Hunt	Tsport 500	Honda	500	8	17:35.390	1:46.278	2:08.436	60.908	8
9	161	Mark Evans	Tsport 500	Honda	500	8	17:38.372	1:49.260	2:07.448	61.380	8
10	8	Ady Wilkinson	Tsport 500	Honda	500	8	17:39.513	1:50.401	2:04.601	62.783	7
11	5	Darryl Harrison	Tsport 500	Honda	500	8	17:41.602	1:52.490	2:08.969	60.656	7
12	54	Sam Cox	Tsport 500	Honda	500	8	17:44.454	1:55.342	2:07.124	61.537	6
13	108	Matthew Douglas	Tsport 500	Honda	500	8	17:47.189	1:58.077	2:11.230	59.611	8
14	57	Chris Poncia	Tsport 500	Honda	500	8	17:48.465	1:59.353	2:06.875	61.658	5
15	29	Martyn Smith	Tsport 500	Honda	500	7	15:52.112	1 Lap	2:10.730	59.839	5
16	97	Jim Lovell	Tsport 500	Honda	500	7	15:54.129	1 Lap	2:11.114	59.664	7
17	35	Katy Morton	Tsport 500	Honda	500	7	15:56.593	1 Lap	2:09.925	60.210	7
18	16	Craig Jeff	Tsport 500	Honda	500	7	15:57.792	1 Lap	2:12.331	59.115	6
19	24	Simon Matthews	Tsport 500	Honda	500	7	16:04.325	1 Lap	2:12.803	58.905	5
20	78	Graeme Marshall	Tsport 500	Honda	500	7	16:09.715	1 Lap	2:15.366	57.790	6
21	62	Geoff Aukett	Tsport 500	Honda	500	7	16:17.038	1 Lap	2:16.154	57.456	5
22	72	Mike Bailey	Tsport 500	Honda	500	7	16:38.739	1 Lap	2:20.230	55.785	4

Not classified ()

131	Graham Gough	Tsport 500	Honda	500	6	13:40.876	DNF	2:09.543	60.388	6
77	Colin Groom	Tsport 500	Honda	500	5	10:54.394	DNF	2:07.499	61.356	5
9	Kevin Jones	Tsport 500	Honda	500	2	4:36.852	DNF	2:14.824	58.022	2
59	Seth Curry	Tsport 500	Honda	500	2	4:52.130	DNF	2:15.683	57.655	2
21	Chris Pickersgill	Tsport 500	Honda	500	1	2:11.790	DNF	2:10.628	59.886	1
55	Philip Sutherland	Tsport 500	Honda	500	1	2:33.921	DNF	2:28.493	52.681	1
194	Neil Gayford	Tsport 500	Honda	500	1	2:34.894	DNF	2:29.130	52.456	1
73	Jerry Frost	Tsport 500	Honda	500	1	2:36.431	DNF	2:31.001	51.806	1
321	Chris Kingham	Tsport 500	Honda	500		2.529	DNF		-	0
95	Jordan Watling	Tsport 500	Honda	500		2.617	DNF		-	0
18	David Jeff	Tsport 500	Honda	500		3.172	DNF		-	0
17	Jeff Gouch	Tsport 500	Kawasaki	500		5.081	DNF		-	0
84	Jason Taylor	Tsport 500	Honda	500		5.492	DNF		-	0
99	Andrew Scanlon	Tsport 500	Honda	500		6.421	DNF		-	0

Announcements

No.80 - PLEASE PUT TRANSPONDER ON FOR RACES

Margin of Victory	Avg. Speed	Best Lap Tm	Best Spd	Best Lap by
17.209	65.938	1:55.702	67.612	83 - Colin McCabe

Chief Timekeeper:

Clerk of Course:

Weather &Track :Bright / Wet

Results: www.sportstimingsservices.com





Thundersport GB - Rounds 7 and 8

Lapchart

Bridgestone Thundersport 500

Cadwell Park 2.173 Miles

Race 1

30/05/2010 11:18

Race started at 11:18:18

Competitors	Laps								
	0	1	2	3	4	5	6	7	8
Matthew Douglas (108)	1	108	83	83	83	83	83	83	83
Chris Pickersgill (21)	2	21	66	66	66	66	80	80	80
Jim Lovell (97)	3	97	21	80	80	80	66	66	66
Darryl Harrison (5)	4	5	20	20	20	20	20	20	20
Colin Groom (77)	5	77	80	33	33	77	77	47	47
James Webster (66)	6	66	77	77	77	33	47	53	53
Kevin Jones (9)	7	9	5	53	47	47	33	33	53
Chris Kingham (321)	8	321	33	5	53	53	36	36	36
Jordan Watling (95)	9	95	108	47	5	108	36	161	161
Colin McCabe (83)	10	83	53	108	108	5	161	5	8
Mark Evans (161)	11	161	9	36	36	36	5	108	8
David Jeff (18)	12	18	47	9	161	161	108	8	108
Sam Banda (53)	13	53	161	161	16	54	8	54	108
Geoff Aukett (62)	14	62	36	16	97	8	54	57	57
Gareth Robinson (20)	15	20	97	97	54	97	57	131	29
Richard Blunt (33)	16	33	16	78	78	57	97	29	97
Steve Kain (47)	17	47	29	29	57	29	29	97	35
Craig Jeff (16)	18	16	78	24	8	16	131	16	16
Graham Gough (131)	19	131	62	54	24	78	16	35	24
Martyn Smith (29)	20	29	24	57	29	131	35	78	78
Mike Bailey (72)	21	72	72	8	131	35	78	24	62
Simon Matthews (24)	22	24	54	62	35	24	24	62	72
Graeme Marshall (78)	23	78	8	72	62	62	62	72	
Jeff Gouch (17)	24	17	57	35	72	72	72		
Chris Poncia (57)	25	57	35	131					
Vincent Hunt (36)	26	36	131	59					
Philip Sutherland (55)	27	55	55						
Jerry Frost (73)	28	73	194						
Jason Taylor (84)	29	84	73						
Neil Gayford (194)	30	194	59						
Ady Wilkinson (8)	31	8							
Seth Curry (59)	32	59							
Sam Cox (54)	33	54							
Katy Morton (35)	34	35							
Andrew Scanlon (99)	35	99							
Paul Daley (80)	36	80							

Chief Timekeeper:

Clerk of Course:

Weather &Track :Bright / Wet

Results: www.sportstimingservices.com

Printed: 30/05/2010 11:44:43





Thundersport GB - Rounds 7 and 8

Bridgestone Thundersport 500

Cadwell Park 2.173 Miles

Race 1

30/05/2010 11:18

Race started at 11:18:18

Lap	Lap Tm	Diff	Time of Day
(83) Colin McCabe			
1	2:02.175	+6.473	11:20:23.514
2	1:59.229	+3.527	11:22:22.743
3	1:57.938	+2.236	11:24:20.681
4	1:56.884	+1.182	11:26:17.565
5	1:55.702		11:28:13.267
6	1:57.527	+1.825	11:30:10.794
7	1:57.718	+2.016	11:32:08.512
8	1:59.111	+3.409	11:34:07.623
(80) Paul Daley			
1	2:06.967	+9.834	11:20:32.160
2	1:59.625	+2.492	11:22:31.785
3	1:59.007	+1.874	11:24:30.792
4	1:59.724	+2.591	11:26:30.516
5	1:57.711	+0.578	11:28:28.227
6	1:57.133		11:30:25.360
7	1:58.592	+1.459	11:32:23.952
8	2:00.880	+3.747	11:34:24.832
(66) James Webster			
1	2:08.877	+10.500	11:20:29.270
2	2:01.090	+2.713	11:22:30.360
3	1:59.722	+1.345	11:24:30.082
4	1:59.920	+1.543	11:26:30.002
5	1:59.706	+1.329	11:28:29.708
6	1:58.377		11:30:28.085
7	1:58.964	+0.587	11:32:27.049
8	2:02.808	+4.431	11:34:29.857
(20) Gareth Robinson			
1	2:08.622	+9.947	11:20:30.494
2	2:01.950	+3.275	11:22:32.444
3	2:00.966	+2.291	11:24:33.410
4	1:59.590	+0.915	11:26:33.000
5	1:58.714	+0.039	11:28:31.714
6	1:58.675		11:30:30.389
7	2:02.095	+3.420	11:32:32.484
8	2:03.628	+4.953	11:34:36.112
(47) Steve Kain			
1	2:18.254	+12.085	11:20:40.595
2	2:09.175	+3.006	11:22:49.770
3	2:07.566	+1.397	11:24:57.336
4	2:09.478	+3.309	11:27:06.814
5	2:06.567	+0.398	11:29:13.381
6	2:06.605	+0.436	11:31:19.986
7	2:06.169		11:33:26.155
8	2:07.679	+1.510	11:35:33.834
(33) Richard Blunt			
1	2:14.090	+7.067	11:20:36.373
2	2:09.622	+2.599	11:22:45.995
3	2:10.530	+3.507	11:24:56.525
4	2:09.850	+2.827	11:27:06.375
5	2:10.732	+3.709	11:29:17.107
6	2:12.050	+5.027	11:31:29.157
7	2:09.999	+2.976	11:33:39.156
8	2:07.023		11:35:46.179

Lap	Lap Tm	Diff	Time of Day
(53) Sam Banda			
1	2:16.567	+7.887	11:20:38.384
2	2:11.235	+2.555	11:22:49.619
3	2:08.680		11:24:58.299
4	2:09.006	+0.326	11:27:07.305
5	2:10.464	+1.784	11:29:17.769
6	2:09.307	+0.627	11:31:27.076
7	2:09.248	+0.568	11:33:36.324
8	2:09.948	+1.268	11:35:46.272
(36) Vincent Hunt			
1	2:19.094	+10.658	11:20:42.886
2	2:11.246	+2.810	11:22:54.132
3	2:11.094	+2.658	11:25:05.226
4	2:11.878	+3.442	11:27:17.104
5	2:09.375	+0.939	11:29:26.479
6	2:09.763	+1.327	11:31:36.242
7	2:09.223	+0.787	11:33:45.465
8	2:08.436		11:35:53.901
(161) Mark Evans			
1	2:21.300	+13.852	11:20:42.786
2	2:13.073	+5.625	11:22:55.859
3	2:11.624	+4.176	11:25:07.483
4	2:10.048	+2.600	11:27:17.531
5	2:11.342	+3.894	11:29:28.873
6	2:11.304	+3.856	11:31:40.177
7	2:09.258	+1.810	11:33:49.435
8	2:07.448		11:35:56.883
(8) Ady Wilkinson			
1	2:24.680	+20.079	11:20:48.964
2	2:17.049	+12.448	11:23:06.013
3	2:15.402	+10.801	11:25:21.415
4	2:10.841	+6.240	11:27:32.256
5	2:06.668	+2.067	11:29:38.924
6	2:07.705	+3.104	11:31:46.629
7	2:04.601		11:33:51.230
8	2:06.794	+2.193	11:35:58.024
(5) Darryl Harrison			
1	2:16.073	+7.104	11:20:36.319
2	2:13.349	+4.380	11:22:49.668
3	2:14.002	+5.033	11:25:03.670
4	2:13.217	+4.248	11:27:16.887
5	2:13.325	+4.356	11:29:30.212
6	2:11.434	+2.465	11:31:41.646
7	2:08.969		11:33:50.615
8	2:09.498	+0.529	11:36:00.113
(54) Sam Cox			
1	2:23.935	+16.811	11:20:48.481
2	2:16.043	+8.919	11:23:04.524
3	2:16.291	+9.167	11:25:20.815
4	2:10.998	+3.874	11:27:31.813
5	2:08.600	+1.476	11:29:40.413
6	2:07.124		11:31:47.537
7	2:07.331	+0.207	11:33:54.868
8	2:08.097	+0.973	11:36:02.965
(108) Matthew Douglas			

Lap	Lap Tm	Diff	Time of Day
(57) Chris Poncia			
1	2:26.132	+19.257	11:20:49.795
2	2:14.901	+8.026	11:23:04.696
3	2:16.625	+9.750	11:25:21.321
4	2:13.167	+6.292	11:27:34.488
5	2:06.875		11:29:41.363
6	2:07.979	+1.104	11:31:49.342
7	2:08.048	+1.173	11:33:57.390
8	2:09.586	+2.711	11:36:06.976
(29) Martyn Smith			
1	2:21.866	+11.136	11:20:44.715
2	2:18.530	+7.800	11:23:03.245
3	2:19.314	+8.584	11:25:22.559
4	2:14.329	+3.599	11:27:36.888
5	2:10.730		11:29:47.618
6	2:12.211	+1.481	11:31:59.829
7	2:10.794	+0.064	11:34:10.623
(97) Jim Lovell			
1	2:23.830	+12.716	11:20:43.584
2	2:18.598	+7.484	11:23:02.182
3	2:18.105	+6.991	11:25:20.287
4	2:14.064	+2.950	11:27:34.351
5	2:12.414	+1.300	11:29:46.765
6	2:14.761	+3.647	11:32:01.526
7	2:11.114		11:34:12.640
(35) Katy Morton			
1	2:26.093	+16.168	11:20:50.959
2	2:17.992	+8.067	11:23:08.951
3	2:17.681	+7.756	11:25:26.632
4	2:12.923	+2.998	11:27:39.555
5	2:12.882	+2.957	11:29:52.437
6	2:12.742	+2.817	11:32:05.179
7	2:09.925		11:34:15.104
(16) Craig Jeff			
1	2:21.906	+9.575	11:20:44.645
2	2:17.357	+5.026	11:23:02.002
3	2:18.220	+5.889	11:25:20.222
4	2:16.808	+4.477	11:27:37.030
5	2:14.125	+1.794	11:29:51.155
6	2:12.331		11:32:03.486
7	2:12.817	+0.486	11:34:16.303
(24) Simon Matthews			
1	2:23.707	+10.904	11:20:46.873
2	2:17.554	+4.751	11:23:04.427
3	2:18.041	+5.238	11:25:22.468
4	2:19.478	+6.675	11:27:41.946
5	2:12.803		11:29:54.749

Chief Timekeeper:

Clerk of Course:

Weather & Track :Bright / Wet

Results: www.sportstimingservices.com

Printed: 30/05/2010 11:44:17





Thundersport GB - Rounds 7 and 8

Bridgestone Thundersport 500

Cadwell Park 2.173 Miles

Race 1

30/05/2010 11:18

Race started at 11:18:18

Lap	Lap Tm	Diff	Time of Day
6	2:14.415	+1.612	11:32:09.164
7	2:13.672	+0.869	11:34:22.836

(78) Graeme Marshall

1	2:22.676	+7.310	11:20:46.199
2	2:16.391	+1.025	11:23:02.590
3	2:18.467	+3.101	11:25:21.057
4	2:16.500	+1.134	11:27:37.557
5	2:15.570	+0.204	11:29:53.127
6	2:15.366		11:32:08.493
7	2:19.733	+4.367	11:34:28.226

(62) Geoff Aukett

1	2:24.630	+8.476	11:20:46.463
2	2:21.969	+5.815	11:23:08.432
3	2:20.148	+3.994	11:25:28.580
4	2:16.989	+0.835	11:27:45.569
5	2:16.154		11:30:01.723
6	2:16.187	+0.033	11:32:17.910
7	2:17.639	+1.485	11:34:35.549

(72) Mike Bailey

1	2:24.695	+4.465	11:20:47.812
2	2:20.971	+0.741	11:23:08.783
3	2:20.972	+0.742	11:25:29.755
4	2:20.230		11:27:49.985
5	2:22.896	+2.666	11:30:12.881
6	2:22.297	+2.067	11:32:35.178
7	2:22.072	+1.842	11:34:57.250

(131) Graham Gough

1	2:29.559	+20.016	11:20:52.380
2	2:17.800	+8.257	11:23:10.180
3	2:15.890	+6.347	11:25:26.070
4	2:12.524	+2.981	11:27:38.594
5	2:11.250	+1.707	11:29:49.844
6	2:09.543		11:31:59.387

(77) Colin Groom

1	2:15.143	+7.644	11:20:35.505
2	2:11.928	+4.429	11:22:47.433
3	2:09.713	+2.214	11:24:57.146
4	2:08.260	+0.761	11:27:05.406
5	2:07.499		11:29:12.905

(9) Kevin Jones

1	2:19.645	+4.821	11:20:40.539
2	2:14.824		11:22:55.363

(59) Seth Curry

1	2:30.430	+14.747	11:20:54.958
2	2:15.683		11:23:10.641

(21) Chris Pickersgill

1	2:10.628		11:20:30.301
---	----------	--	--------------

(55) Philip Sutherland

1	2:28.493		11:20:52.432
---	----------	--	--------------

(194) Neil Gayford

1	2:29.130		11:20:53.405
---	----------	--	--------------

Lap	Lap Tm	Diff	Time of Day
-----	--------	------	-------------

(73) Jerry Frost

1	2:31.001		11:20:54.942
---	----------	--	--------------

Lap	Lap Tm	Diff	Time of Day
-----	--------	------	-------------

Chief Timekeeper:

Clerk of Course:

Weather & Track :Bright / Wet

Results: www.sportstimingservices.com

Printed: 30/05/2010 11:44:17





Thundersport GB - Rounds 7 and 8

Sorted on Laps

Bridgestone Thundersport 500

Cadwell Park 2.173 Miles

Race 10

30/05/2010 16:29

Race started at 16:29:42

Pos	No.	Name	Class	Make	Model	Laps	Total Tm	Diff	Best Tm	Best Spd	In Lap
1	108	Matthew Douglas	Tsport 500	Honda	500	9	17:01.787		1:51.315	70.276	7
2	21	Chris Pickersgill	Tsport 500	Honda	500	9	17:03.061	1.274	1:52.090	69.790	9
3	321	Chris Kingham	Tsport 500	Honda	500	9	17:04.480	2.693	1:51.003	70.474	5
4	83	Colin McCabe	Tsport 500	Honda	500	9	17:06.318	4.531	1:52.521	69.523	4
5	66	James Webster	Tsport 500	Honda	500	9	17:07.737	5.950	1:51.990	69.853	6
6	77	Colin Groom	Tsport 500	Honda	500	9	17:14.046	12.259	1:53.251	69.075	4
7	5	Darryl Harrison	Tsport 500	Honda	500	9	17:21.446	19.659	1:52.623	69.460	8
8	161	Mark Evans	Tsport 500	Honda	500	9	17:22.960	21.173	1:54.045	68.594	6
9	97	Jim Lovell	Tsport 500	Honda	500	9	17:26.645	24.858	1:54.033	68.601	2
10	20	Gareth Robinson	Tsport 500	Honda	500	9	17:39.552	37.765	1:55.018	68.014	6
11	95	Jordan Watling	Tsport 500	Honda	500	9	17:41.981	40.194	1:56.131	67.362	8
12	62	Geoff Aukett	Tsport 500	Honda	500	9	17:46.664	44.877	1:55.686	67.621	8
13	80	Paul Daley	Tsport 500	Honda	500	9	17:54.892	53.105	1:56.542	67.124	4
14	9	Kevin Jones	Tsport 500	Honda	500	9	18:01.640	59.853	1:56.864	66.939	7
15	53	Sam Banda	Tsport 500	Honda	500	9	18:08.418	1:06.631	1:56.772	66.992	4
16	16	Craig Jeff	Tsport 500	Honda	500	9	18:08.785	1:06.998	1:58.907	65.789	7
17	33	Richard Blunt	Tsport 500	Honda	500	9	18:13.762	1:11.975	1:58.424	66.058	9
18	29	Martyn Smith	Tsport 500	Honda	500	9	18:18.416	1:16.629	1:57.880	66.362	8
19	72	Mike Bailey	Tsport 500	Honda	500	9	18:23.239	1:21.452	1:59.149	65.656	7
20	57	Chris Poncia	Tsport 500	Honda	500	9	18:24.776	1:22.989	1:59.043	65.714	7
21	59	Seth Curry	Tsport 500	Honda	500	9	18:28.598	1:26.811	1:57.636	66.500	9
22	24	Simon Matthews	Tsport 500	Honda	500	9	18:31.771	1:29.984	2:01.610	64.327	3
23	131	Graham Gough	Tsport 500	Honda	500	9	18:34.379	1:32.592	2:01.251	64.517	2
24	54	Sam Cox	Tsport 500	Honda	500	9	18:36.087	1:34.300	2:01.272	64.506	5
25	22	Adam Carter	Tsport 500	Honda	500	9	18:36.111	1:34.324	2:01.246	64.520	8
26	78	Graeme Marshall	Tsport 500	Honda	500	9	18:37.417	1:35.630	2:01.168	64.562	6
27	36	Vincent Hunt	Tsport 500	Honda	500	9	18:37.931	1:36.144	2:00.799	64.759	6
28	8	Ady Wilkinson	Tsport 500	Honda	500	9	18:39.881	1:38.094	2:00.144	65.112	7
29	47	Steve Kain	Tsport 500	Honda	500	9	18:41.248	1:39.461	2:02.596	63.810	8
30	84	Jason Taylor	Tsport 500	Honda	500	9	18:48.944	1:47.157	2:01.503	64.384	3
31	99	Andrew Scanlon	Tsport 500	Honda	500	9	18:56.809	1:55.022	2:03.078	63.560	3
32	55	Philip Sutherland	Tsport 500	Honda	500	8	17:14.107	1 Lap	2:04.860	62.653	7
33	194	Neil Gayford	Tsport 500	Honda	500	8	17:24.097	1 Lap	2:07.710	61.254	6

Not classified ()

18	David Jeff	Tsport 500	Honda	500	4	8:10.375	DNF	1:59.360	65.540	4
35	Katy Morton	Tsport 500	Honda	500	4	8:47.957	DNF	2:06.548	61.817	4
1	Gary Wheatley	Tsport 500	Honda	500	2	4:26.669	DNF	2:07.827	61.198	2

Announcements

No.29 - 10 Second Penalty added - JUMP START

No.36 - PLEASE PUT TRANSPONDER ON FOR RACES

Margin of Victory	Avg. Speed	Best Lap Tm	Best Spd	Best Lap by
1.274	68.904	1:51.003	70.474	321 - Chris Kingham

Chief Timekeeper:

Clerk of Course:

Weather & Track Bright / Wet

Results: www.sportstimingservices.com





Thundersport GB - Rounds 7 and 8

Lapchart

Bridgestone Thundersport 500

Cadwell Park 2.173 Miles

Race 10

30/05/2010 16:29

Race started at 16:29:42

Competitors	Laps										
	0	1	2	3	4	5	6	7	8	9	
Matthew Douglas (108)	1	108	21	21	83	83	21	21	21	108	108
Chris Pickersgill (21)	2	21	108	108	21	21	83	83	108	21	21
Jim Lovell (97)	3	97	77	77	77	77	108	108	83	83	83
Darryl Harrison (5)	4	5	97	83	108	108	77	77	66	66	66
James Webster (66)	5	66	83	97	97	97	66	66	77	77	77
Colin Groom (77)	6	77	66	66	66	66	97	97	97	5	5
Chris Kingham (321)	7	321	5	321	5	161	161	161	161	97	161
Kevin Jones (9)	8	9	161	5	161	5	5	5	5	161	97
Jordan Watling (95)	9	95	321	161	95	95	95	95	20	20	20
Mark Evans (161)	10	161	95	95	20	20	20	20	95	95	95
Colin McCabe (83)	11	83	62	53	53	53	80	80	62	62	62
Richard Blunt (33)	12	33	33	20	80	80	53	62	80	80	80
David Jeff (18)	13	18	53	62	62	62	62	53	53	9	9
Geoff Aukett (62)	14	62	20	80	18	18	16	9	9	53	29
Sam Banda (53)	15	53	18	33	16	16	9	16	16	16	53
Gareth Robinson (20)	16	20	80	18	33	9	29	29	29	29	16
Martyn Smith (29)	17	29	131	16	9	33	72	33	33	33	33
Steve Kain (47)	18	47	16	131	131	29	33	72	72	72	72
Paul Daley (80)	19	80	9	29	29	72	131	131	57	57	57
Graham Gough (131)	20	131	29	9	84	131	24	24	131	24	59
Mike Bailey (72)	21	72	72	72	72	84	57	57	24	131	24
Simon Matthews (24)	22	24	84	84	24	24	84	54	54	59	131
Craig Jeff (16)	23	16	24	24	47	57	54	84	59	54	54
Chris Poncia (57)	24	57	47	47	57	47	47	78	78	22	22
Philip Sutherland (55)	25	55	54	54	54	54	78	59	22	78	78
Graeme Marshall (78)	26	78	57	57	78	78	22	22	84	47	8
Jason Taylor (84)	27	84	78	78	22	59	59	47	47	8	47
Adam Carter (22)	28	22	1	22	59	22	99	8	8	84	84
Seth Curry (59)	29	59	22	59	99	99	8	99	99	99	99
Sam Cox (54)	30	54	59	99	8	8	55	55	55	55	
Ady Wilkinson (8)	31	8	99	1	55	55	194	194	321	194	
Gary Wheatley (1)	32	1	8	8	35	35	321	321	194	36	
Neil Gayford (194)	33	194	55	55	194	194	36	36	36		
Katy Morton (35)	34	35	35	194	321	321					
Andrew Scanlon (99)	35	99	194	35	36	36					
Vincent Hunt (36)	36	36	36	36							

Chief Timekeeper:

Clerk of Course:

Weather &Track Bright / Wet

Results: www.sportstimingservices.com

Printed: 30/05/2010 17:13:14





Thundersport GB - Rounds 7 and 8

Bridgestone Thundersport 500

Cadwell Park 2.173 Miles

Race 10

30/05/2010 16:29

Race started at 16:29:42

Lap	Lap Tm	Diff	Time of Day
(108) Matthew Douglas			
1	1:59.193	+7.878	16:31:43.375
2	1:53.983	+2.668	16:33:37.358
3	1:55.288	+3.973	16:35:32.646
4	1:53.000	+1.685	16:37:25.646
5	1:52.206	+0.891	16:39:17.852
6	1:51.717	+0.402	16:41:09.569
7	1:51.315		16:43:00.884
8	1:51.354	+0.039	16:44:52.238
9	1:52.301	+0.986	16:46:44.539

(21) Chris Pickersgill			
1	1:58.875	+6.785	16:31:43.105
2	1:53.767	+1.677	16:33:36.872
3	1:53.792	+1.702	16:35:30.664
4	1:52.432	+0.342	16:37:23.096
5	1:52.854	+0.764	16:39:15.950
6	1:52.340	+0.250	16:41:08.290
7	1:52.450	+0.360	16:43:00.740
8	1:52.983	+0.893	16:44:53.723
9	1:52.090		16:46:45.813

(321) Chris Kingham			
1	2:01.102	+10.099	16:31:46.806
2	1:54.532	+3.529	16:33:41.338
3	3:45.280	+1:54.277	16:37:26.618
4	1:52.232	+1.229	16:39:18.850
5	1:51.003		16:41:09.853
6	1:52.028	+1.025	16:43:01.881
7	1:52.351	+1.348	16:44:54.232

(83) Colin McCabe			
1	1:58.369	+5.848	16:31:44.313
2	1:53.291	+0.770	16:33:37.604
3	1:52.857	+0.336	16:35:30.461
4	1:52.521		16:37:22.982
5	1:53.138	+0.617	16:39:16.120
6	1:52.734	+0.213	16:41:08.854
7	1:53.318	+0.797	16:43:02.172
8	1:53.261	+0.740	16:44:55.433
9	1:53.637	+1.116	16:46:49.070

(66) James Webster			
1	2:01.504	+9.514	16:31:46.378
2	1:54.897	+2.907	16:33:41.275
3	1:54.189	+2.199	16:35:35.464
4	1:52.568	+0.578	16:37:28.032
5	1:52.018	+0.028	16:39:20.050
6	1:51.990		16:41:12.040
7	1:52.156	+0.166	16:43:04.196
8	1:52.314	+0.324	16:44:56.510
9	1:53.979	+1.989	16:46:50.489

(77) Colin Groom			
1	1:59.040	+5.789	16:31:43.937
2	1:53.445	+0.194	16:33:37.382
3	1:54.015	+0.764	16:35:31.397
4	1:53.251		16:37:24.648
5	1:53.789	+0.538	16:39:18.437
6	1:53.253	+0.002	16:41:11.690

Lap	Lap Tm	Diff	Time of Day
7	1:55.005	+1.754	16:43:06.695
8	1:54.188	+0.937	16:45:00.883
9	1:55.915	+2.664	16:46:56.798

(5) Darryl Harrison			
1	2:01.832	+9.209	16:31:46.610
2	1:55.254	+2.631	16:33:41.864
3	1:55.831	+3.208	16:35:37.695
4	1:55.914	+3.291	16:37:33.609
5	1:55.568	+2.945	16:39:29.177
6	1:53.864	+1.241	16:41:23.041
7	1:54.353	+1.730	16:43:17.394
8	1:52.623		16:45:10.017
9	1:54.181	+1.558	16:47:04.198

(161) Mark Evans			
1	2:00.860	+6.815	16:31:46.786
2	1:55.211	+1.166	16:33:41.997
3	1:55.741	+1.696	16:35:37.738
4	1:54.951	+0.906	16:37:32.689
5	1:55.436	+1.391	16:39:28.125
6	1:54.045		16:41:22.170
7	1:54.709	+0.664	16:43:16.879
8	1:54.530	+0.485	16:45:11.409
9	1:54.303	+0.258	16:47:05.712

(97) Jim Lovell			
1	1:59.856	+5.823	16:31:44.226
2	1:54.033		16:33:38.259
3	1:54.403	+0.370	16:35:32.662
4	1:54.619	+0.586	16:37:27.281
5	1:55.260	+1.227	16:39:22.541
6	1:55.669	+1.636	16:41:18.210
7	1:56.525	+2.492	16:43:14.735
8	1:56.480	+2.447	16:45:11.215
9	1:58.182	+4.149	16:47:09.397

(20) Gareth Robinson			
1	2:06.286	+11.268	16:31:53.179
2	1:56.732	+1.714	16:33:49.911
3	1:57.819	+2.801	16:35:47.730
4	1:56.558	+1.540	16:37:44.288
5	1:55.657	+0.639	16:39:39.945
6	1:55.018		16:41:34.963
7	1:55.573	+0.555	16:43:30.536
8	1:55.914	+0.896	16:45:26.450
9	1:55.854	+0.836	16:47:22.304

(95) Jordan Watling			
1	2:05.105	+8.974	16:31:50.825
2	1:56.960	+0.829	16:33:47.785
3	1:57.266	+1.135	16:35:45.051
4	1:56.469	+0.338	16:37:41.520
5	1:56.649	+0.518	16:39:38.169
6	1:56.201	+0.070	16:41:34.370
7	1:57.602	+1.471	16:43:31.972
8	1:56.131		16:45:28.103
9	1:56.630	+0.499	16:47:24.733

(62) Geoff Aukett			
1	2:05.409	+9.723	16:31:51.828

Lap	Lap Tm	Diff	Time of Day
2	1:59.728	+4.042	16:33:51.556
3	1:57.350	+1.664	16:35:48.906
4	1:57.189	+1.503	16:37:46.095
5	1:56.696	+1.010	16:39:42.791
6	1:56.895	+1.209	16:41:39.686
7	1:56.422	+0.736	16:43:36.108
8	1:55.686		16:45:31.794
9	1:57.622	+1.936	16:47:29.416

(80) Paul Daley			
1	2:06.228	+9.686	16:31:53.556
2	1:58.055	+1.513	16:33:51.611
3	1:56.697	+0.155	16:35:48.308
4	1:56.542		16:37:44.850
5	1:57.248	+0.706	16:39:42.098
6	1:56.777	+0.235	16:41:38.875
7	1:58.838	+2.296	16:43:37.713
8	1:58.207	+1.665	16:45:35.920
9	2:01.724	+5.182	16:47:37.644

(9) Kevin Jones			
1	2:09.179	+12.315	16:31:54.888
2	2:01.521	+4.657	16:33:56.409
3	2:01.509	+4.645	16:35:57.918
4	1:58.663	+1.799	16:37:56.581
5	1:58.192	+1.328	16:39:54.773
6	1:57.232	+0.368	16:41:52.005
7	1:56.864		16:43:48.869
8	1:57.759	+0.895	16:45:46.628
9	1:57.764	+0.900	16:47:44.392

(53) Sam Banda			
1	2:06.167	+9.395	16:31:52.613
2	1:57.287	+0.515	16:33:49.900
3	1:57.906	+1.134	16:35:47.806
4	1:56.772		16:37:44.578
5	1:57.962	+1.190	16:39:42.540
6	2:00.329	+3.557	16:41:42.869
7	2:03.140	+6.368	16:43:46.009
8	2:02.517	+5.745	16:45:48.526
9	2:02.644	+5.872	16:47:51.170

(16) Craig Jeff			
1	2:06.292	+7.385	16:31:54.069
2	2:00.442	+1.535	16:33:54.511
3	1:59.482	+0.575	16:35:53.993
4	2:00.319	+1.412	16:37:54.312
5	2:00.444	+1.537	16:39:54.756
6	1:59.090	+0.183	16:41:53.846
7	1:58.907		16:43:52.753
8	1:59.223	+0.316	16:45:51.976
9	1:59.561	+0.654	16:47:51.537

(33) Richard Blunt			
1	2:06.170	+7.746	16:31:52.417
2	2:01.201	+2.777	16:33:53.618
3	2:03.554	+5.130	16:35:57.172
4	2:01.898	+3.474	16:37:59.070
5	2:02.679	+4.255	16:40:01.749
6	1:58.709	+0.285	16:42:00.458
7	1:59.079	+0.655	16:43:59.537

Chief Timekeeper:

Clerk of Course:

Weather & Track Bright / Wet

Results: www.sportstimingservices.com

Printed: 30/05/2010 17:12:53





Thundersport GB - Rounds 7 and 8

Bridgestone Thundersport 500

Cadwell Park 2.173 Miles

Race 10

30/05/2010 16:29

Race started at 16:29:42

Lap	Lap Tm	Diff	Time of Day
8	1:58.553	+0.129	16:45:58.090
9	1:58.424		16:47:56.514

(29) Martyn Smith

1	2:07.995	+10.115	16:31:55.042
2	2:00.533	+2.653	16:33:55.575
3	2:02.836	+4.956	16:35:58.411
4	2:01.103	+3.223	16:37:59.514
5	1:59.074	+1.194	16:39:58.588
6	1:58.567	+0.687	16:41:57.155
7	1:58.211	+0.331	16:43:55.366
8	1:57.880		16:45:53.246
9	1:57.922	+0.042	16:47:51.168

(72) Mike Bailey

1	2:07.777	+8.628	16:31:55.415
2	2:01.514	+2.365	16:33:56.929
3	2:01.949	+2.800	16:35:58.878
4	2:00.961	+1.812	16:37:59.839
5	2:00.729	+1.580	16:40:00.568
6	2:00.307	+1.158	16:42:00.875
7	1:59.149		16:44:00.024
8	1:59.265	+0.116	16:45:59.289
9	2:06.702	+7.553	16:48:05.991

(57) Chris Poncia

1	2:10.820	+11.777	16:31:58.921
2	2:04.093	+5.050	16:34:03.014
3	2:02.052	+3.009	16:36:05.066
4	2:01.119	+2.076	16:38:06.185
5	2:01.338	+2.295	16:40:07.523
6	2:00.051	+1.008	16:42:07.574
7	1:59.043		16:44:06.617
8	2:00.438	+1.395	16:46:07.055
9	2:00.473	+1.430	16:48:07.528

(59) Seth Curry

1	2:14.067	+16.431	16:32:03.016
2	2:02.961	+5.325	16:34:05.977
3	2:02.016	+4.380	16:36:07.993
4	2:02.356	+4.720	16:38:10.349
5	2:02.437	+4.801	16:40:12.786
6	2:00.660	+3.024	16:42:13.446
7	2:01.242	+3.606	16:44:14.688
8	1:59.026	+1.390	16:46:13.714
9	1:57.636		16:48:11.350

(24) Simon Matthews

1	2:09.228	+7.618	16:31:56.949
2	2:01.753	+0.143	16:33:58.702
3	2:01.610		16:36:00.312
4	2:02.170	+0.560	16:38:02.482
5	2:02.644	+1.034	16:40:05.126
6	2:02.104	+0.494	16:42:07.230
7	2:02.808	+1.198	16:44:10.038
8	2:02.132	+0.522	16:46:12.170
9	2:02.353	+0.743	16:48:14.523

(131) Graham Gough

1	2:06.408	+5.157	16:31:53.738
2	2:01.251		16:33:54.989

Lap	Lap Tm	Diff	Time of Day
3	2:02.973	+1.722	16:35:57.962
4	2:03.585	+2.334	16:38:01.547
5	2:02.118	+0.867	16:40:03.665
6	2:02.239	+0.988	16:42:05.904
7	2:03.186	+1.935	16:44:09.090
8	2:04.082	+2.831	16:46:13.172
9	2:03.959	+2.708	16:48:17.131

(54) Sam Cox

1	2:09.117	+7.845	16:31:58.086
2	2:03.810	+2.538	16:34:01.896
3	2:03.645	+2.373	16:36:05.541
4	2:02.704	+1.432	16:38:08.245
5	2:01.272		16:40:09.517
6	2:02.343	+1.071	16:42:11.860
7	2:02.121	+0.849	16:44:13.981
8	2:02.460	+1.188	16:46:16.441
9	2:02.398	+1.126	16:48:18.839

(22) Adam Carter

1	2:12.850	+11.604	16:32:01.700
2	2:02.944	+1.698	16:34:04.644
3	2:02.789	+1.543	16:36:07.433
4	2:03.262	+2.016	16:38:10.695
5	2:01.408	+0.162	16:40:12.103
6	2:01.380	+0.134	16:42:13.483
7	2:01.954	+0.708	16:44:15.437
8	2:01.246		16:46:16.683
9	2:02.180	+0.934	16:48:18.863

(78) Graeme Marshall

1	2:11.417	+10.249	16:31:59.679
2	2:03.481	+2.313	16:34:03.160
3	2:02.929	+1.761	16:36:06.089
4	2:03.200	+2.032	16:38:09.289
5	2:02.602	+1.434	16:40:11.891
6	2:01.168		16:42:13.059
7	2:02.145	+0.977	16:44:15.204
8	2:02.390	+1.222	16:46:17.594
9	2:02.575	+1.407	16:48:20.169

(36) Vincent Hunt

1	2:03.572	+2.773	16:34:04.299
2	2:04.063	+3.264	16:36:08.363
3	2:02.110	+1.311	16:38:10.473
4	2:02.770	+1.971	16:40:13.243
5	2:02.501	+1.702	16:42:15.744
6	2:00.799		16:44:16.543
7	2:01.933	+1.134	16:46:18.476
8	2:02.207	+1.408	16:48:20.683

(8) Ady Wilkinson

1	2:15.290	+15.146	16:32:04.368
2	2:05.863	+5.719	16:34:10.231
3	2:04.333	+4.189	16:36:14.564
4	2:02.553	+2.409	16:38:17.117
5	2:02.384	+2.240	16:40:19.501
6	2:01.337	+1.193	16:42:20.838
7	2:00.144		16:44:20.982
8	2:00.947	+0.803	16:46:21.929
9	2:00.704	+0.560	16:48:22.633

Lap	Lap Tm	Diff	Time of Day
(47) Steve Kain			
1	2:10.063	+7.467	16:31:57.244
2	2:03.033	+0.437	16:34:00.277
3	2:04.026	+1.430	16:36:04.303
4	2:03.214	+0.618	16:38:07.517
5	2:04.106	+1.510	16:40:11.623
6	2:03.498	+0.902	16:42:15.121
7	2:02.990	+0.394	16:44:18.111
8	2:02.596		16:46:20.707
9	2:03.293	+0.697	16:48:24.000

(84) Jason Taylor

1	2:07.295	+5.792	16:31:55.787
2	2:01.521	+0.018	16:33:57.308
3	2:01.503		16:35:58.811
4	2:03.217	+1.714	16:38:02.028
5	2:05.695	+4.192	16:40:07.723
6	2:05.249	+3.746	16:42:12.972
7	2:05.068	+3.565	16:44:18.040
8	2:06.070	+4.567	16:46:24.110
9	2:07.586	+6.083	16:48:31.696

(99) Andrew Scanlon

1	2:13.475	+10.397	16:32:03.106
2	2:05.120	+2.042	16:34:08.226
3	2:03.078		16:36:11.304
4	2:03.666	+0.588	16:38:14.970
5	2:03.395	+0.317	16:40:18.365
6	2:03.515	+0.437	16:42:21.880
7	2:06.378	+3.300	16:44:28.258
8	2:06.189	+3.111	16:46:34.447
9	2:05.114	+2.036	16:48:39.561

(55) Philip Sutherland

1	2:16.659	+11.799	16:32:04.897
2	2:09.755	+4.895	16:34:14.652
3	2:08.449	+3.589	16:36:23.101
4	2:06.697	+1.837	16:38:29.798
5	2:05.982	+1.122	16:40:35.780
6	2:04.924	+0.064	16:42:40.704
7	2:04.860		16:44:45.564
8	2:11.295	+6.435	16:46:56.859

(194) Neil Gayford

1	2:17.288	+9.578	16:32:06.534
2	2:09.068	+1.358	16:34:15.602
3	2:10.419	+2.709	16:36:26.021
4	2:07.923	+0.213	16:38:33.944
5	2:07.959	+0.249	16:40:41.903
6	2:07.710		16:42:49.613
7	2:08.307	+0.597	16:44:57.920
8	2:08.929	+1.219	16:47:06.849

(18) David Jeff

1	2:07.006	+7.646	16:31:53.274
2	2:00.590	+1.230	16:33:53.864
3	1:59.903	+0.543	16:35:53.767
4	1:59.360		16:37:53.127

(35) Katy Morton

Chief Timekeeper:

Clerk of Course:

Weather & Track Bright / Wet

Results: www.sportstimingservices.com

Printed: 30/05/2010 17:12:53





Thundersport GB - Rounds 7 and 8

Bridgestone Thundersport 500

Cadwell Park 2.173 Miles

Race 10

30/05/2010 16:29

Race started at 16:29:42

Lap	Lap Tm	Diff	Time of Day
1	2:15.536	+8.988	16:32:05.093
2	2:10.742	+4.194	16:34:15.835
3	2:08.326	+1.778	16:36:24.161
4	2:06.548		16:38:30.709
<hr/>			
(1) Gary Wheatley			
1	2:12.488	+4.661	16:32:01.594
2	2:07.827		16:34:09.421

Lap	Lap Tm	Diff	Time of Day
-----	--------	------	-------------

Lap	Lap Tm	Diff	Time of Day
-----	--------	------	-------------

Chief Timekeeper:

Clerk of Course:

Weather &Track Bright / Wet

Results: www.sportstimingservices.com

Printed: 30/05/2010 17:12:53





Thundersport GB - Rounds 7 and 8

Sorted on Laps

Bridgestone Thundersport 500

Cadwell Park 2.173 Miles

Race 1 31/05/2010 10:23

Race started at 10:23:21

Pos	No.	Name	Class	Make	Model	Laps	Total Tm	Diff	Best Tm	Best Spd	In Lap
1	83	Colin McCabe	Tsport 500	Honda	500	8	14:30.693		1:47.017	73.099	7
2	21	Chris Pickersgill	Tsport 500	Honda	500	8	14:32.072	1.379	1:46.954	73.142	8
3	66	James Webster	Tsport 500	Honda	500	8	14:33.100	2.407	1:47.640	72.676	7
4	97	Jim Lovell	Tsport 500	Honda	500	8	14:35.234	4.541	1:47.126	73.024	7
5	77	Colin Groom	Tsport 500	Honda	500	8	14:41.254	10.561	1:48.114	72.357	8
6	108	Matthew Douglas	Tsport 500	Honda	500	8	14:41.379	10.686	1:48.494	72.104	6
7	321	Chris Kingham	Tsport 500	Honda	500	8	14:48.009	17.316	1:48.607	72.029	7
8	161	Mark Evans	Tsport 500	Honda	500	8	14:49.870	19.177	1:49.099	71.704	4
9	53	Sam Banda	Tsport 500	Honda	500	8	14:58.000	27.307	1:49.733	71.289	8
10	20	Gareth Robinson	Tsport 500	Honda	500	8	14:58.056	27.363	1:49.782	71.258	7
11	9	Kevin Jones	Tsport 500	Honda	500	8	14:58.644	27.951	1:49.840	71.220	8
12	95	Jordan Watling	Tsport 500	Honda	500	8	15:07.959	37.266	1:51.441	70.197	7
13	62	Geoff Aukett	Tsport 500	Honda	500	8	15:12.601	41.908	1:51.980	69.859	7
14	16	Craig Jeff	Tsport 500	Honda	500	8	15:15.073	44.380	1:51.947	69.879	4
15	80	Paul Daley	Tsport 500	Honda	500	8	15:30.214	59.521	1:53.549	68.894	2
16	18	David Jeff	Tsport 500	Honda	500	8	15:43.795	1:13.102	1:55.972	67.454	5
17	54	Sam Cox	Tsport 500	Honda	500	8	15:43.864	1:13.171	1:55.641	67.647	8
18	57	Chris Poncia	Tsport 500	Honda	500	8	15:44.149	1:13.456	1:55.240	67.883	8
19	47	Steve Kain	Tsport 500	Honda	500	8	15:45.360	1:14.667	1:56.205	67.319	4
20	29	Martyn Smith	Tsport 500	Honda	500	8	15:45.519	1:14.826	1:55.863	67.518	4
21	72	Mike Bailey	Tsport 500	Honda	500	8	15:45.813	1:15.120	1:56.162	67.344	5
22	24	Simon Matthews	Tsport 500	Honda	500	8	15:47.262	1:16.569	1:55.828	67.538	7
23	131	Graham Gough	Tsport 500	Honda	500	8	15:47.581	1:16.888	1:56.257	67.289	4
24	22	Adam Carter	Tsport 500	Honda	500	8	15:47.890	1:17.197	1:54.397	68.383	7
25	8	Ady Wilkinson	Tsport 500	Honda	500	8	15:48.135	1:17.442	1:54.661	68.225	6
26	17	Jeff Gouch	Tsport 500	Kawasaki	500	8	15:51.532	1:20.839	1:54.531	68.303	7
27	99	Andrew Scanlon	Tsport 500	Honda	500	8	15:55.286	1:24.593	1:55.754	67.581	7
28	84	Jason Taylor	Tsport 500	Honda	500	8	15:57.159	1:26.466	1:56.873	66.934	8
29	1	Gary Wheatley	Tsport 500	Honda	500	8	15:57.733	1:27.040	1:55.854	67.523	7
30	78	Graeme Marshall	Tsport 500	Honda	500	8	15:58.332	1:27.639	1:55.972	67.454	7
31	55	Philip Sutherland	Tsport 500	Honda	500	8	16:00.844	1:30.151	1:56.076	67.394	8
32	36	Vincent Hunt	Tsport 500	Honda	500	8	16:01.420	1:30.727	1:57.414	66.626	5
33	194	Neil Gayford	Tsport 500	Honda	500	8	16:13.312	1:42.619	1:59.310	65.567	4
34	59	Seth Curry	Tsport 500	Honda	500	8	16:29.317	1:58.624	2:00.633	64.848	7
Not classified ()											
	33	Richard Blunt	Tsport 500	Honda	500	7	13:33.658	DNF	1:51.731	70.015	6
	5	Darryl Harrison	Tsport 500	Honda	500	4	7:22.697	DNF	1:47.222	72.959	4

Margin of Victory	Avg. Speed	Best Lap Tm	Best Spd	Best Lap by
1.379	71.876	1:46.954	73.142	21 - Chris Pickersgill

Chief Timekeeper:

Clerk of Course:

Weather &Track;Cloudy / Wet

Results: www.sportstiming.com





Thundersport GB - Rounds 7 and 8

Lapchart

Bridgestone Thundersport 500

Cadwell Park 2.173 Miles

Race 1

31/05/2010 10:23

Race started at 10:23:21

Competitors	Laps									
	0	1	2	3	4	5	6	7	8	
Matthew Douglas (108)	1	108	21	21	21	21	66	83	83	83
Chris Pickersgill (21)	2	21	97	66	66	66	83	66	66	21
Jim Lovell (97)	3	97	66	97	83	83	21	21	21	66
Darryl Harrison (5)	4	5	108	83	97	97	97	97	97	97
James Webster (66)	5	66	83	108	108	5	108	108	108	77
Colin Groom (77)	6	77	77	5	5	108	77	77	77	108
Kevin Jones (9)	7	9	321	77	77	77	161	161	321	321
Chris Kingham (321)	8	321	5	321	321	321	321	161	161	
Jordan Watling (95)	9	95	161	161	161	161	53	53	20	53
Colin McCabe (83)	10	83	9	9	9	9	9	20	53	20
Geoff Aukett (62)	11	62	20	20	20	53	20	9	9	9
Mark Evans (161)	12	161	95	53	53	20	95	95	95	95
David Jeff (18)	13	18	53	95	95	95	16	16	62	62
Sam Banda (53)	14	53	62	62	16	16	62	62	16	16
Gareth Robinson (20)	15	20	16	16	62	62	80	33	33	80
Steve Kain (47)	16	47	131	80	80	80	33	80	80	18
Graham Gough (131)	17	131	47	18	18	33	18	18	18	54
Martyn Smith (29)	18	29	18	47	33	18	47	47	54	57
Craig Jeff (16)	19	16	80	131	47	47	131	29	47	47
Paul Daley (80)	20	80	72	33	131	29	29	57	57	29
Simon Matthews (24)	21	24	29	29	29	131	72	72	29	72
Mike Bailey (72)	22	72	54	72	72	72	57	54	72	24
Philip Sutherland (55)	23	55	24	54	54	57	54	131	24	131
Vincent Hunt (36)	24	36	57	57	57	54	24	24	131	22
Chris Poncia (57)	25	57	33	24	24	24	8	8	8	8
Graeme Marshall (78)	26	78	84	84	84	84	22	22	22	17
Jason Taylor (84)	27	84	1	36	36	22	84	17	17	99
Neil Gayford (194)	28	194	36	1	22	8	17	84	99	84
Seth Curry (59)	29	59	78	78	78	36	36	99	84	1
Gary Wheatley (1)	30	1	99	99	8	78	99	36	78	78
Richard Blunt (33)	31	33	17	22	1	17	78	78	1	55
Sam Cox (54)	32	54	8	8	99	99	1	1	36	36
Ady Wilkinson (8)	33	8	194	17	17	1	55	55	55	194
Andrew Scanlon (99)	34	99	59	194	194	55	194	194	194	59
Adam Carter (22)	35	22	22	55	55	194	59	59	59	
Jeff Gouch (17)	36	17	55	59	59	59				

Chief Timekeeper:

Clerk of Course:

Weather &Track;Cloudy / Wet

Results: www.sportstimingservices.com

Printed: 31/05/2010 10:43:24





Thundersport GB - Rounds 7 and 8

Bridgestone Thundersport 500

Cadwell Park 2.173 Miles

Race 1

31/05/2010 10:23

Race started at 10:23:21

Lap	Lap Tm	Diff	Time of Day
(83) Colin McCabe			
1	1:53.682	+6.665	10:25:18.640
2	1:48.113	+1.096	10:27:06.753
3	1:48.058	+1.041	10:28:54.811
4	1:48.398	+1.381	10:30:43.209
5	1:47.613	+0.596	10:32:30.822
6	1:47.589	+0.572	10:34:18.411
7	1:47.017		10:36:05.428
8	1:47.040	+0.023	10:37:52.468
(21) Chris Pickersgill			
1	1:52.929	+5.975	10:25:16.103
2	1:49.327	+2.373	10:27:05.430
3	1:48.721	+1.767	10:28:54.151
4	1:48.265	+1.311	10:30:42.416
5	1:49.677	+2.723	10:32:32.093
6	1:47.439	+0.485	10:34:19.532
7	1:47.361	+0.407	10:36:06.893
8	1:46.954		10:37:53.847
(66) James Webster			
1	1:53.589	+5.949	10:25:17.458
2	1:48.488	+0.848	10:27:05.946
3	1:48.701	+1.061	10:28:54.647
4	1:48.260	+0.620	10:30:42.907
5	1:47.686	+0.046	10:32:30.593
6	1:48.325	+0.685	10:34:18.918
7	1:47.640		10:36:06.558
8	1:48.317	+0.677	10:37:54.875
(97) Jim Lovell			
1	1:54.137	+7.011	10:25:17.361
2	1:49.240	+2.114	10:27:06.601
3	1:48.844	+1.718	10:28:55.445
4	1:48.239	+1.113	10:30:43.684
5	1:50.191	+3.065	10:32:33.875
6	1:47.595	+0.469	10:34:21.470
7	1:47.126		10:36:08.596
8	1:48.413	+1.287	10:37:57.009
(77) Colin Groom			
1	1:55.816	+7.702	10:25:19.693
2	1:50.383	+2.269	10:27:10.076
3	1:48.772	+0.658	10:28:58.848
4	1:49.036	+0.922	10:30:47.884
5	1:49.324	+1.210	10:32:37.208
6	1:49.160	+1.046	10:34:26.368
7	1:48.547	+0.433	10:36:14.915
8	1:48.114		10:38:03.029
(108) Matthew Douglas			
1	1:54.925	+6.431	10:25:18.091
2	1:49.565	+1.071	10:27:07.656
3	1:49.005	+0.511	10:28:56.661
4	1:48.656	+0.162	10:30:45.317
5	1:48.853	+0.359	10:32:34.170
6	1:48.494		10:34:22.664
7	1:50.410	+1.916	10:36:13.074
8	1:50.080	+1.586	10:38:03.154

Lap	Lap Tm	Diff	Time of Day
(321) Chris Kingham			
1	1:55.728	+7.121	10:25:20.153
2	1:50.903	+2.296	10:27:11.056
3	1:49.341	+0.734	10:29:00.397
4	1:49.232	+0.625	10:30:49.629
5	1:51.839	+3.232	10:32:41.468
6	1:50.304	+1.697	10:34:31.772
7	1:48.607		10:36:20.379
8	1:49.405	+0.798	10:38:09.784
(161) Mark Evans			
1	1:56.034	+6.935	10:25:21.231
2	1:50.268	+1.169	10:27:11.499
3	1:49.583	+0.484	10:29:01.082
4	1:49.099		10:30:50.181
5	1:50.134	+1.035	10:32:40.315
6	1:51.126	+2.027	10:34:31.441
7	1:50.655	+1.556	10:36:22.096
8	1:49.549	+0.450	10:38:11.645
(53) Sam Banda			
1	1:57.848	+8.115	10:25:23.350
2	1:51.700	+1.967	10:27:15.050
3	1:50.897	+1.164	10:29:05.947
4	1:50.904	+1.171	10:30:56.851
5	1:51.593	+1.860	10:32:48.444
6	1:50.850	+1.117	10:34:39.294
7	1:50.748	+1.015	10:36:30.042
8	1:49.733		10:38:19.775
(20) Gareth Robinson			
1	1:56.600	+6.818	10:25:22.139
2	1:51.692	+1.910	10:27:13.831
3	1:51.387	+1.605	10:29:05.218
4	1:52.269	+2.487	10:30:57.487
5	1:51.799	+2.017	10:32:49.286
6	1:50.312	+0.530	10:34:39.598
7	1:49.782		10:36:29.380
8	1:50.451	+0.669	10:38:19.831
(9) Kevin Jones			
1	1:57.244	+7.404	10:25:21.652
2	1:51.347	+1.507	10:27:12.999
3	1:51.594	+1.754	10:29:04.593
4	1:51.660	+1.820	10:30:56.253
5	1:52.295	+2.455	10:32:48.548
6	1:51.641	+1.801	10:34:40.189
7	1:50.390	+0.550	10:36:30.579
8	1:49.840		10:38:20.419
(95) Jordan Watling			
1	1:58.557	+7.116	10:25:23.297
2	1:53.819	+2.378	10:27:17.116
3	1:52.861	+1.420	10:29:09.977
4	1:51.943	+0.502	10:31:01.920
5	1:52.456	+1.015	10:32:54.376
6	1:51.702	+0.261	10:34:46.078
7	1:51.441		10:36:37.519
8	1:52.215	+0.774	10:38:29.734
(62) Geoff Aukett			

Lap	Lap Tm	Diff	Time of Day
(16) Craig Jeff			
1	1:59.086	+7.106	10:25:24.264
2	1:53.342	+1.362	10:27:17.606
3	1:53.741	+1.761	10:29:11.347
4	1:52.603	+0.623	10:31:03.950
5	1:53.028	+1.048	10:32:56.978
6	1:52.600	+0.620	10:34:49.578
7	1:51.980		10:36:41.558
8	1:52.818	+0.838	10:38:34.376
(80) Paul Daley			
1	2:02.030	+8.481	10:25:28.299
2	1:53.549		10:27:21.848
3	1:54.702	+1.153	10:29:16.550
4	1:54.422	+0.873	10:31:10.972
5	1:56.830	+3.281	10:33:07.802
6	1:54.868	+1.319	10:35:02.670
7	1:54.090	+0.541	10:36:56.760
8	1:55.229	+1.680	10:38:51.989
(18) David Jeff			
1	2:02.432	+6.460	10:25:27.764
2	1:56.895	+0.923	10:27:24.659
3	1:57.573	+1.601	10:29:22.232
4	1:56.409	+0.437	10:31:18.641
5	1:55.972		10:33:14.613
6	1:56.200	+0.228	10:35:10.813
7	1:56.306	+0.334	10:37:07.119
8	1:58.451	+2.479	10:39:05.570
(54) Sam Cox			
1	2:02.029	+6.388	10:25:29.826
2	1:57.804	+2.163	10:27:27.630
3	1:56.959	+1.318	10:29:24.589
4	1:56.918	+1.277	10:31:21.507
5	1:56.325	+0.684	10:33:17.832
6	1:55.890	+0.249	10:35:13.722
7	1:56.276	+0.635	10:37:09.998
8	1:55.641		10:39:05.639
(57) Chris Poncia			
1	2:03.647	+8.407	10:25:30.621
2	1:57.650	+2.410	10:27:28.271
3	1:56.656	+1.416	10:29:24.927
4	1:56.139	+0.899	10:31:21.066
5	1:56.219	+0.979	10:33:17.285
6	1:55.872	+0.632	10:35:13.157
7	1:57.527	+2.287	10:37:10.684
8	1:55.240		10:39:05.924
(47) Steve Kain			
1	2:01.683	+5.478	10:25:27.459

Chief Timekeeper:

Clerk of Course:

Weather & Track: Cloudy / Wet

Results: www.sportstimingservices.com

Printed: 31/05/2010 10:41:59





Thundersport GB - Rounds 7 and 8

Bridgestone Thundersport 500

Cadwell Park 2.173 Miles

Race 1

31/05/2010 10:23

Race started at 10:23:21

Lap	Lap Tm	Diff	Time of Day
2	1:57.651	+1.446	10:27:25.110
3	1:57.845	+1.640	10:29:22.955
4	1:56.205		10:31:19.160
5	1:56.451	+0.246	10:33:15.611
6	1:56.885	+0.680	10:35:12.496
7	1:57.919	+1.714	10:37:10.415
8	1:56.720	+0.515	10:39:07.135

(29) Martyn Smith

1	2:02.498	+6.635	10:25:28.611
2	1:57.770	+1.907	10:27:26.381
3	1:57.154	+1.291	10:29:23.535
4	1:55.863		10:31:19.398
5	1:56.847	+0.984	10:33:16.245
6	1:56.405	+0.542	10:35:12.650
7	1:58.091	+2.228	10:37:10.741
8	1:56.553	+0.690	10:39:07.294

(72) Mike Bailey

1	2:01.922	+5.760	10:25:28.418
2	1:58.397	+2.235	10:27:26.815
3	1:57.177	+1.015	10:29:23.992
4	1:56.576	+0.414	10:31:20.568
5	1:56.162		10:33:16.730
6	1:56.496	+0.334	10:35:13.226
7	1:57.821	+1.659	10:37:11.047
8	1:56.541	+0.379	10:39:07.588

(24) Simon Matthews

1	2:03.871	+8.043	10:25:30.182
2	1:58.366	+2.538	10:27:28.548
3	1:56.663	+0.835	10:29:25.211
4	1:56.492	+0.664	10:31:21.703
5	1:56.835	+1.007	10:33:18.538
6	1:57.089	+1.261	10:35:15.627
7	1:55.828		10:37:11.455
8	1:57.582	+1.754	10:39:09.037

(131) Graham Gough

1	2:00.786	+4.529	10:25:26.779
2	1:58.758	+2.501	10:27:25.537
3	1:57.766	+1.509	10:29:23.303
4	1:56.257		10:31:19.560
5	1:56.475	+0.218	10:33:16.035
6	1:58.665	+2.408	10:35:14.700
7	1:56.868	+0.611	10:37:11.568
8	1:57.788	+1.531	10:39:09.356

(22) Adam Carter

1	2:08.362	+13.965	10:25:36.587
2	1:58.758	+4.361	10:27:35.345
3	1:57.064	+2.667	10:29:32.409
4	1:56.667	+2.270	10:31:29.076
5	1:56.194	+1.797	10:33:25.270
6	1:55.282	+0.885	10:35:20.552
7	1:54.397		10:37:14.949
8	1:54.716	+0.319	10:39:09.665

(8) Ady Wilkinson

1	2:07.894	+13.233	10:25:35.721
2	1:59.705	+5.044	10:27:35.426

Lap	Lap Tm	Diff	Time of Day
3	1:58.464	+3.803	10:29:33.890
4	1:55.599	+0.938	10:31:29.489
5	1:55.442	+0.781	10:33:24.931
6	1:54.661		10:35:19.592
7	1:54.910	+0.249	10:37:14.502
8	1:55.408	+0.747	10:39:09.910

(17) Jeff Gouch

1	2:06.198	+11.667	10:25:34.568
2	2:01.225	+6.694	10:27:35.793
3	1:58.923	+4.392	10:29:34.716
4	1:56.984	+2.453	10:31:31.700
5	1:55.702	+1.171	10:33:27.402
6	1:54.998	+0.467	10:35:22.400
7	1:54.531		10:37:16.931
8	1:56.376	+1.845	10:39:13.307

(99) Andrew Scanlon

1	2:06.230	+10.476	10:25:34.314
2	2:00.369	+4.615	10:27:34.683
3	2:00.020	+4.266	10:29:34.703
4	1:58.111	+2.357	10:31:32.814
5	1:56.227	+0.473	10:33:29.041
6	1:56.296	+0.542	10:35:25.337
7	1:55.754		10:37:21.091
8	1:55.970	+0.216	10:39:17.061

(84) Jason Taylor

1	2:03.899	+7.026	10:25:31.417
2	1:59.084	+2.211	10:27:30.501
3	1:59.428	+2.555	10:29:29.929
4	1:58.847	+1.974	10:31:28.776
5	1:58.416	+1.543	10:33:27.192
6	1:57.603	+0.730	10:35:24.795
7	1:57.266	+0.393	10:37:22.061
8	1:56.873		10:39:18.934

(1) Gary Wheatley

1	2:05.189	+9.335	10:25:32.936
2	2:00.984	+5.130	10:27:33.920
3	2:00.147	+4.293	10:29:34.067
4	1:59.061	+3.207	10:31:33.128
5	1:57.503	+1.649	10:33:30.631
6	1:56.665	+0.811	10:35:27.296
7	1:55.854		10:37:23.150
8	1:56.358	+0.504	10:39:19.508

(78) Graeme Marshall

1	2:06.344	+10.372	10:25:33.729
2	2:00.552	+4.580	10:27:34.281
3	1:58.547	+2.575	10:29:32.828
4	1:58.751	+2.779	10:31:31.579
5	1:58.127	+2.155	10:33:29.706
6	1:57.006	+1.034	10:35:26.712
7	1:55.972		10:37:22.684
8	1:57.423	+1.451	10:39:20.107

(55) Philip Sutherland

1	2:11.666	+15.590	10:25:38.265
2	2:00.566	+4.490	10:27:38.831
3	1:58.812	+2.736	10:29:37.643

(36) Vincent Hunt

1	2:06.636	+9.222	10:25:33.437
2	1:59.862	+2.448	10:27:33.299
3	1:58.963	+1.549	10:29:32.262
4	1:58.991	+1.577	10:31:31.253
5	1:57.414		10:33:28.667
6	1:57.853	+0.439	10:35:26.520
7	1:58.213	+0.799	10:37:24.733
8	1:58.462	+1.048	10:39:23.195

(194) Neil Gayford

1	2:08.244	+8.934	10:25:35.836
2	2:01.812	+2.502	10:27:37.648
3	1:59.870	+0.560	10:29:37.518
4	1:59.310		10:31:36.828
5	1:59.815	+0.505	10:33:36.643
6	1:59.347	+0.037	10:35:35.990
7	1:59.333	+0.023	10:37:35.323
8	1:59.764	+0.454	10:39:35.087

(59) Seth Curry

1	2:08.694	+8.061	10:25:36.338
2	2:02.670	+2.037	10:27:39.008
3	2:01.077	+0.444	10:29:40.085
4	2:01.877	+1.244	10:31:41.962
5	2:04.034	+3.401	10:33:45.996
6	2:02.966	+2.333	10:35:48.962
7	2:00.633		10:37:49.595
8	2:01.497	+0.864	10:39:51.092

(33) Richard Blunt

1	2:02.886	+11.155	10:25:30.666
2	1:55.214	+3.483	10:27:25.880
3	1:56.363	+4.632	10:29:22.243
4	1:54.035	+2.304	10:31:16.278
5	1:54.569	+2.838	10:33:10.847
6	1:51.731		10:35:02.578
7	1:52.855	+1.124	10:36:55.433

(5) Darryl Harrison

1	1:56.926	+9.704	10:25:20.672
2	1:48.444	+1.222	10:27:09.116
3	1:48.134	+0.912	10:28:57.250
4	1:47.222		10:30:44.472

Chief Timekeeper:

Clerk of Course:

Weather & Track: Cloudy / Wet

Results: www.sportstimingservices.com





Thundersport GB - Rounds 7 and 8

Sorted on Laps

Bridgestone Thundersport 500

Cadwell Park 2.173 Miles

Race 10

31/05/2010 14:42

Race started at 14:42:42

Pos	No.	Name	Class	Make	Model	Laps	Total Tm	Diff	Best Tm	Best Spd	In Lap
1	97	Jim Lovell	Tsport 500	Honda	500	8	14:25.660		1:46.591	73.391	6
2	83	Colin McCabe	Tsport 500	Honda	500	8	14:34.482	8.822	1:47.975	72.450	7
3	66	James Webster	Tsport 500	Honda	500	8	14:35.345	9.685	1:47.722	72.620	5
4	21	Chris Pickersgill	Tsport 500	Honda	500	8	14:35.532	9.872	1:48.015	72.423	7
5	161	Mark Evans	Tsport 500	Honda	500	8	14:35.704	10.044	1:47.520	72.757	6
6	108	Matthew Douglas	Tsport 500	Honda	500	8	14:36.744	11.084	1:47.929	72.481	4
7	321	Chris Kingham	Tsport 500	Honda	500	8	14:37.055	11.395	1:47.046	73.079	7
8	77	Colin Groom	Tsport 500	Honda	500	8	14:41.030	15.370	1:48.537	72.075	6
9	5	Darryl Harrison	Tsport 500	Honda	500	8	14:47.047	21.387	1:48.748	71.935	5
10	9	Kevin Jones	Tsport 500	Honda	500	8	14:53.444	27.784	1:49.986	71.125	3
11	95	Jordan Watling	Tsport 500	Honda	500	8	14:54.439	28.779	1:50.208	70.982	8
12	53	Sam Banda	Tsport 500	Honda	500	8	14:54.512	28.852	1:49.693	71.315	6
13	62	Geoff Aukett	Tsport 500	Honda	500	8	15:11.125	45.465	1:52.216	69.712	5
14	80	Paul Daley	Tsport 500	Honda	500	8	15:11.706	46.046	1:51.662	70.058	3
15	33	Richard Blunt	Tsport 500	Honda	500	8	15:12.895	47.235	1:52.284	69.670	6
16	54	Sam Cox	Tsport 500	Honda	500	8	15:25.013	59.353	1:53.372	69.001	7
17	16	Craig Jeff	Tsport 500	Honda	500	8	15:25.124	59.464	1:53.699	68.803	6
18	47	Steve Kain	Tsport 500	Honda	500	8	15:28.061	1:02.401	1:54.038	68.598	7
19	20	Gareth Robinson	Tsport 500	Honda	500	8	15:28.694	1:03.034	1:51.859	69.934	3
20	22	Adam Carter	Tsport 500	Honda	500	8	15:28.765	1:03.105	1:51.960	69.871	7
21	57	Chris Poncia	Tsport 500	Honda	500	8	15:33.710	1:08.050	1:54.369	68.400	2
22	29	Martyn Smith	Tsport 500	Honda	500	8	15:33.888	1:08.228	1:54.506	68.318	7
23	8	Ady Wilkinson	Tsport 500	Honda	500	8	15:36.790	1:11.130	1:53.699	68.803	6
24	18	David Jeff	Tsport 500	Honda	500	8	15:37.142	1:11.482	1:54.497	68.323	4
25	72	Mike Bailey	Tsport 500	Honda	500	8	15:37.900	1:12.240	1:56.170	67.339	2
26	17	Jeff Gouch	Tsport 500	Kawasaki	500	8	15:39.125	1:13.465	1:54.729	68.185	6
27	99	Andrew Scanlon	Tsport 500	Honda	500	8	15:48.081	1:22.421	1:54.582	68.273	6
28	84	Jason Taylor	Tsport 500	Honda	500	8	15:56.400	1:30.740	1:55.331	67.829	6
29	1	Gary Wheatley	Tsport 500	Honda	500	8	15:58.157	1:32.497	1:57.547	66.550	8
30	24	Simon Matthews	Tsport 500	Honda	500	8	15:58.378	1:32.718	1:56.833	66.957	5
31	78	Graeme Marshall	Tsport 500	Honda	500	8	16:06.576	1:40.916	1:57.267	66.709	6
32	59	Seth Curry	Tsport 500	Honda	500	8	16:14.328	1:48.668	1:57.486	66.585	5
33	194	Neil Gayford	Tsport 500	Honda	500	8	16:18.373	1:52.713	1:58.993	65.742	2
34	131	Graham Gough	Tsport 500	Honda	500	8	16:20.479	1:54.819	1:58.902	65.792	2

Not classified ()

55	Philip Sutherland	Tsport 500	Honda	500	6	11:48.145	DNF	1:54.176	68.515	5
36	Vincent Hunt	Tsport 500	Honda	500	6	12:03.613	DNF	1:56.642	67.067	6

Announcements

No.20 - 20 Second Penalty added - JUMP START

Margin of Victory	Avg. Speed	Best Lap Tm	Best Spd	Best Lap by
8.822	72.294	1:46.591	73.391	97 - Jim Lovell

Chief Timekeeper:

Clerk of Course:

Weather &Track;Bright / Dry

Results: www.sportstiming.com





Thundersport GB - Rounds 7 and 8

Lapchart

Bridgestone Thundersport 500

Cadwell Park 2.173 Miles

Race 10

31/05/2010 14:42

Race started at 14:42:42

Competitors	Laps									
	0	1	2	3	4	5	6	7	8	
Chris Pickersgill (21)	1	21	21	97	97	97	97	97	97	97
Matthew Douglas (108)	2	108	97	21	66	83	83	66	83	83
Jim Lovell (97)	3	97	108	66	83	21	66	83	66	66
Colin Groom (77)	4	77	66	83	21	66	21	21	21	21
Darryl Harrison (5)	5	5	83	77	77	108	108	108	161	161
James Webster (66)	6	66	77	108	108	77	161	161	108	108
Chris Kingham (321)	7	321	321	321	321	161	77	77	321	321
Kevin Jones (9)	8	9	5	161	161	321	321	321	77	77
Jordan Watling (95)	9	95	161	5	5	5	5	5	5	5
Colin McCabe (83)	10	83	9	9	9	9	9	9	9	9
Mark Evans (161)	11	161	95	95	95	95	95	95	53	95
Gareth Robinson (20)	12	20	33	53	53	53	53	53	95	53
Geoff Aukett (62)	13	62	53	20	20	20	20	20	20	20
Richard Blunt (33)	14	33	20	33	33	33	33	33	33	62
Sam Banda (53)	15	53	62	62	80	80	80	80	62	80
David Jeff (18)	16	18	47	80	62	62	62	62	80	33
Steve Kain (47)	17	47	16	47	16	16	47	16	16	54
Graham Gough (131)	18	131	80	16	47	47	16	54	54	16
Paul Daley (80)	19	80	72	29	29	54	54	47	47	47
Martyn Smith (29)	20	29	29	72	54	29	29	22	22	22
Craig Jeff (16)	21	16	54	54	72	72	57	57	57	57
Simon Matthews (24)	22	24	18	18	57	57	72	29	29	29
Philip Sutherland (55)	23	55	17	57	18	18	22	72	8	8
Mike Bailey (72)	24	72	131	17	17	22	18	8	72	18
Jeff Gouch (17)	25	17	57	131	22	17	17	18	18	72
Chris Poncia (57)	26	57	55	55	55	8	8	17	17	17
Vincent Hunt (36)	27	36	24	24	8	55	55	55	99	99
Graeme Marshall (78)	28	78	1	22	84	84	84	99	84	84
Jason Taylor (84)	29	84	22	1	1	99	99	84	1	1
Sam Cox (54)	30	54	99	8	99	1	1	1	24	24
Ady Wilkinson (8)	31	8	84	99	131	24	24	24	78	78
Adam Carter (22)	32	22	36	84	24	36	36	36	59	59
Seth Curry (59)	33	59	78	36	36	78	78	78	131	194
Neil Gayford (194)	34	194	8	78	78	131	59	59	194	131
Gary Wheatley (1)	35	1	194	194	194	59	131	131		
Andrew Scanlon (99)	36	99	59	59	59	194	194	194		

Chief Timekeeper:

Clerk of Course:

Weather &Track;Bright / Dry

Results: www.sportstimingservices.com

Printed: 31/05/2010 15:01:16





Thundersport GB - Rounds 7 and 8

Bridgestone Thundersport 500

Cadwell Park 2.173 Miles

Race 10

31/05/2010 14:42

Race started at 14:42:42

Lap	Lap Tm	Diff	Time of Day
(97) Jim Lovell			
1	1:52.225	+5.634	14:44:36.521
2	1:47.569	+0.978	14:46:24.090
3	1:46.969	+0.378	14:48:11.059
4	1:46.788	+0.197	14:49:57.847
5	1:46.608	+0.017	14:51:44.455
6	1:46.591		14:53:31.046
7	1:46.956	+0.365	14:55:18.002
8	1:50.644	+4.053	14:57:08.646

Lap	Lap Tm	Diff	Time of Day
(83) Colin McCabe			
1	1:51.945	+3.970	14:44:37.789
2	1:49.202	+1.227	14:46:26.991
3	1:48.595	+0.620	14:48:15.586
4	1:48.131	+0.156	14:50:03.717
5	1:48.231	+0.256	14:51:51.948
6	1:48.851	+0.876	14:53:40.799
7	1:47.975		14:55:28.774
8	1:48.694	+0.719	14:57:17.468

Lap	Lap Tm	Diff	Time of Day
(66) James Webster			
1	1:52.631	+4.909	14:44:37.519
2	1:49.166	+1.444	14:46:26.685
3	1:48.687	+0.965	14:48:15.372
4	1:49.212	+1.490	14:50:04.584
5	1:47.722		14:51:52.306
6	1:48.313	+0.591	14:53:40.619
7	1:48.604	+0.882	14:55:29.223
8	1:49.108	+1.386	14:57:18.331

Lap	Lap Tm	Diff	Time of Day
(21) Chris Pickersgill			
1	1:52.322	+4.307	14:44:36.491
2	1:50.108	+2.093	14:46:26.599
3	1:49.378	+1.363	14:48:15.977
4	1:48.301	+0.286	14:50:04.278
5	1:48.649	+0.634	14:51:52.927
6	1:48.747	+0.732	14:53:41.674
7	1:48.015		14:55:29.689
8	1:48.829	+0.814	14:57:18.518

Lap	Lap Tm	Diff	Time of Day
(161) Mark Evans			
1	1:53.496	+5.976	14:44:39.372
2	1:49.973	+2.453	14:46:29.345
3	1:48.956	+1.436	14:48:18.301
4	1:48.400	+0.880	14:50:06.701
5	1:47.977	+0.457	14:51:54.678
6	1:47.520		14:53:42.198
7	1:47.883	+0.363	14:55:30.081
8	1:48.609	+1.089	14:57:18.690

Lap	Lap Tm	Diff	Time of Day
(108) Matthew Douglas			
1	1:52.562	+4.633	14:44:36.803
2	1:51.707	+3.778	14:46:28.510
3	1:49.026	+1.097	14:48:17.536
4	1:47.929		14:50:05.465
5	1:48.039	+0.110	14:51:53.504
6	1:48.519	+0.590	14:53:42.023
7	1:48.586	+0.657	14:55:30.609
8	1:49.121	+1.192	14:57:19.730

Lap	Lap Tm	Diff	Time of Day
(321) Chris Kingham			
1	1:53.270	+6.224	14:44:38.640
2	1:50.440	+3.394	14:46:29.080
3	1:48.844	+1.798	14:48:17.924
4	1:49.217	+2.171	14:50:07.141
5	1:48.909	+1.863	14:51:56.050
6	1:48.049	+1.003	14:53:44.099
7	1:47.046		14:55:31.145
8	1:48.896	+1.850	14:57:20.041

Lap	Lap Tm	Diff	Time of Day
(77) Colin Groom			
1	1:53.212	+4.675	14:44:38.099
2	1:49.999	+1.462	14:46:28.098
3	1:49.277	+0.740	14:48:17.375
4	1:49.126	+0.589	14:50:06.501
5	1:48.873	+0.336	14:51:55.374
6	1:48.537		14:53:43.911
7	1:49.255	+0.718	14:55:33.166
8	1:50.850	+2.313	14:57:24.016

Lap	Lap Tm	Diff	Time of Day
(5) Darryl Harrison			
1	1:54.359	+5.611	14:44:39.246
2	1:50.444	+1.696	14:46:29.690
3	1:49.187	+0.439	14:48:18.877
4	1:50.664	+1.916	14:50:09.541
5	1:48.748		14:51:58.289
6	1:49.146	+0.398	14:53:47.435
7	1:49.828	+1.080	14:55:37.263
8	1:52.770	+4.022	14:57:30.033

Lap	Lap Tm	Diff	Time of Day
(9) Kevin Jones			
1	1:54.656	+4.670	14:44:40.098
2	1:50.231	+0.245	14:46:30.329
3	1:49.986		14:48:20.315
4	1:50.323	+0.337	14:50:10.638
5	1:50.306	+0.320	14:52:00.944
6	1:50.422	+0.436	14:53:51.366
7	1:51.398	+1.412	14:55:42.764
8	1:53.666	+3.680	14:57:36.430

Lap	Lap Tm	Diff	Time of Day
(95) Jordan Watling			
1	1:55.733	+5.525	14:44:41.370
2	1:50.899	+0.691	14:46:32.269
3	1:50.960	+0.752	14:48:23.229
4	1:51.473	+1.265	14:50:14.702
5	1:50.941	+0.733	14:52:05.643
6	1:50.429	+0.221	14:53:56.072
7	1:51.145	+0.937	14:55:47.217
8	1:50.208		14:57:37.425

Lap	Lap Tm	Diff	Time of Day
(53) Sam Banda			
1	1:56.674	+6.981	14:44:43.076
2	1:52.292	+2.599	14:46:35.368
3	1:50.871	+1.178	14:48:26.239
4	1:50.200	+0.507	14:50:16.439
5	1:49.990	+0.297	14:52:06.429
6	1:49.693		14:53:56.122
7	1:50.520	+0.827	14:55:46.642
8	1:50.856	+1.163	14:57:37.498

Lap	Lap Tm	Diff	Time of Day
(62) Geoff Aukett			

Lap	Lap Tm	Diff	Time of Day
1	1:57.671	+5.455	14:44:43.800
2	1:54.421	+2.205	14:46:38.221
3	1:52.472	+0.256	14:48:30.693
4	1:52.554	+0.338	14:50:23.247
5	1:52.216		14:52:15.463
6	1:52.507	+0.291	14:54:07.970
7	1:52.826	+0.610	14:56:00.796
8	1:53.315	+1.099	14:57:54.111

Lap	Lap Tm	Diff	Time of Day
(80) Paul Daley			
1	1:58.617	+6.955	14:44:45.852
2	1:52.485	+0.823	14:46:38.337
3	1:51.662		14:48:29.999
4	1:52.969	+1.307	14:50:22.968
5	1:52.260	+0.598	14:52:15.228
6	1:52.538	+0.876	14:54:07.766
7	1:53.784	+2.122	14:56:01.550
8	1:53.142	+1.480	14:57:54.692

Lap	Lap Tm	Diff	Time of Day
(33) Richard Blunt			
1	1:56.673	+4.389	14:44:43.000
2	1:53.710	+1.426	14:46:36.710
3	1:53.049	+0.765	14:48:29.759
4	1:52.717	+0.433	14:50:22.476
5	1:52.550	+0.266	14:52:15.026
6	1:52.284		14:54:07.310
7	1:53.268	+0.984	14:56:00.578
8	1:55.303	+3.019	14:57:55.881

Lap	Lap Tm	Diff	Time of Day
(54) Sam Cox			
1	1:59.461	+6.089	14:44:48.153
2	1:55.222	+1.850	14:46:43.375
3	1:55.023	+1.651	14:48:38.398
4	1:54.624	+1.252	14:50:33.022
5	1:54.021	+0.649	14:52:27.043
6	1:54.108	+0.736	14:54:21.151
7	1:53.372		14:56:14.523
8	1:53.476	+0.104	14:58:07.999

Lap	Lap Tm	Diff	Time of Day
(16) Craig Jeff			
1	1:58.206	+4.507	14:44:45.645
2	1:53.946	+0.247	14:46:39.591
3	1:54.516	+0.817	14:48:34.107
4	1:55.542	+1.843	14:50:29.649
5	1:56.495	+2.796	14:52:26.144
6	1:53.699		14:54:19.843
7	1:54.026	+0.327	14:56:13.869
8	1:54.241	+0.542	14:58:08.110

Lap	Lap Tm	Diff	Time of Day
(47) Steve Kain			
1	1:58.287	+4.249	14:44:45.150
2	1:54.056	+0.018	14:46:39.206
3	1:54.933	+0.895	14:48:34.139
4	1:55.650	+1.612	14:50:29.789
5	1:56.148	+2.110	14:52:25.937
6	1:55.663	+1.625	14:54:21.600
7	1:54.038		14:56:15.638
8	1:55.409	+1.371	14:58:11.047

Lap	Lap Tm	Diff	Time of Day
(20) Gareth Robinson			
1	1:57.601	+5.742	14:44:43.715

Chief Timekeeper:


Clerk of Course:

Weather &Track;Bright / Dry

Results: www.sportstimingservices.com

Printed: 31/05/2010 15:00:53





Thundersport GB - Rounds 7 and 8

Bridgestone Thundersport 500

Cadwell Park 2.173 Miles

Race 10

31/05/2010 14:42

Race started at 14:42:42

Lap	Lap Tm	Diff	Time of Day
2	1:52.957	+1.098	14:46:36.672
3	1:51.859		14:48:28.531
4	1:52.084	+0.225	14:50:20.615
5	1:52.391	+0.532	14:52:13.006
6	1:51.872	+0.013	14:54:04.878
7	1:52.293	+0.434	14:55:57.171
8	1:54.509	+2.650	14:57:51.680

(22) Adam Carter

1	2:05.271	+13.311	14:44:54.013
2	1:57.278	+5.318	14:46:51.291
3	1:52.809	+0.849	14:48:44.100
4	1:52.834	+0.874	14:50:36.934
5	1:55.072	+3.112	14:52:32.006
6	1:52.546	+0.586	14:54:24.552
7	1:51.960		14:56:16.512
8	1:55.239	+3.279	14:58:11.751

(57) Chris Poncia

1	2:04.001	+9.632	14:44:51.912
2	1:54.369		14:46:46.281
3	1:55.123	+0.754	14:48:41.404
4	1:54.515	+0.146	14:50:35.919
5	1:55.365	+0.996	14:52:31.284
6	1:54.404	+0.035	14:54:25.688
7	1:55.372	+1.003	14:56:21.060
8	1:55.636	+1.267	14:58:16.696

(29) Martyn Smith

1	1:59.987	+5.481	14:44:47.234
2	1:54.966	+0.460	14:46:42.200
3	1:55.742	+1.236	14:48:37.942
4	1:56.675	+2.169	14:50:34.617
5	1:56.499	+1.993	14:52:31.116
6	1:55.723	+1.217	14:54:26.839
7	1:54.506		14:56:21.345
8	1:55.529	+1.023	14:58:16.874

(8) Ady Wilkinson

1	2:07.790	+14.091	14:44:56.498
2	1:55.963	+2.264	14:46:52.461
3	1:55.883	+2.184	14:48:48.344
4	1:54.218	+0.519	14:50:42.562
5	1:54.088	+0.389	14:52:36.650
6	1:53.699		14:54:30.349
7	1:53.943	+0.244	14:56:24.292
8	1:55.484	+1.785	14:58:19.776

(18) David Jeff

1	2:03.442	+8.945	14:44:49.886
2	1:56.072	+1.575	14:46:45.958
3	1:56.287	+1.790	14:48:42.245
4	1:54.497		14:50:36.742
5	1:55.644	+1.147	14:52:32.386
6	1:58.012	+3.515	14:54:30.398
7	1:55.146	+0.649	14:56:25.544
8	1:54.584	+0.087	14:58:20.128

(72) Mike Bailey

1	1:59.149	+2.979	14:44:46.826
2	1:56.170		14:46:42.996

Lap	Lap Tm	Diff	Time of Day
3	1:56.259	+0.089	14:48:39.255
4	1:56.198	+0.028	14:50:35.453
5	1:56.454	+0.284	14:52:31.907
6	1:56.214	+0.044	14:54:28.121
7	1:56.378	+0.208	14:56:24.499
8	1:56.387	+0.217	14:58:20.886

(17) Jeff Gouch

1	2:02.639	+7.910	14:44:50.522
2	1:56.764	+2.035	14:46:47.286
3	1:56.293	+1.564	14:48:43.579
4	1:56.205	+1.476	14:50:39.784
5	1:56.541	+1.812	14:52:36.325
6	1:54.729		14:54:31.054
7	1:55.903	+1.174	14:56:26.957
8	1:55.154	+0.425	14:58:22.111

(99) Andrew Scanlon

1	2:05.648	+11.066	14:44:54.648
2	1:58.181	+3.599	14:46:52.829
3	1:58.845	+4.263	14:48:51.674
4	1:56.177	+1.595	14:50:47.851
5	1:56.217	+1.635	14:52:44.068
6	1:54.582		14:54:38.650
7	1:55.034	+0.452	14:56:33.684
8	1:57.383	+2.801	14:58:31.067

(84) Jason Taylor

1	2:06.749	+11.418	14:44:55.257
2	1:57.663	+2.332	14:46:52.920
3	1:58.127	+2.796	14:48:51.047
4	1:56.780	+1.449	14:50:47.827
5	1:55.605	+0.274	14:52:43.432
6	1:55.331		14:54:38.763
7	2:00.134	+4.803	14:56:38.897
8	2:00.489	+5.158	14:58:39.386

(1) Gary Wheatley

1	2:04.938	+7.391	14:44:53.901
2	1:58.329	+0.782	14:46:52.230
3	1:58.862	+1.315	14:48:51.092
4	1:58.483	+0.936	14:50:49.575
5	1:58.200	+0.653	14:52:47.775
6	1:57.952	+0.405	14:54:45.727
7	1:57.869	+0.322	14:56:43.596
8	1:57.547		14:58:41.143

(24) Simon Matthews

1	2:05.770	+8.937	14:44:53.267
2	1:57.904	+1.071	14:46:51.171
3	2:03.199	+6.366	14:48:54.370
4	1:57.455	+0.622	14:50:51.825
5	1:56.833		14:52:48.658
6	1:57.482	+0.649	14:54:46.140
7	1:57.674	+0.841	14:56:43.814
8	1:57.550	+0.717	14:58:41.364

(78) Graeme Marshall

1	2:07.968	+10.701	14:44:56.211
2	1:58.718	+1.451	14:46:54.929
3	2:00.266	+2.999	14:48:55.195

Lap	Lap Tm	Diff	Time of Day
4	2:00.339	+3.072	14:50:55.534
5	1:58.295	+1.028	14:52:53.829
6	1:57.267		14:54:51.096
7	1:59.287	+2.020	14:56:50.383
8	1:59.179	+1.912	14:58:49.562

(59) Seth Curry

1	2:08.999	+11.513	14:44:57.849
2	2:00.226	+2.740	14:46:58.075
3	1:59.627	+2.141	14:48:57.702
4	2:00.280	+2.794	14:50:57.982
5	1:57.486		14:52:55.468
6	1:58.870	+1.384	14:54:54.338
7	2:00.781	+3.295	14:56:55.119
8	2:02.195	+4.709	14:58:57.314

(194) Neil Gayford

1	2:08.790	+9.797	14:44:57.672
2	1:58.993		14:46:56.665
3	1:59.893	+0.900	14:48:56.558
4	2:01.724	+2.731	14:50:58.282
5	2:00.612	+1.619	14:52:58.894
6	2:00.518	+1.525	14:54:59.412
7	2:01.939	+2.946	14:57:01.351
8	2:00.008	+1.015	14:59:01.359

(131) Graham Gough

1	2:04.292	+5.390	14:44:51.496
2	1:58.902		14:46:50.398
3	2:03.585	+4.683	14:48:53.983
4	2:03.237	+4.335	14:50:57.220
5	2:01.002	+2.100	14:52:58.222
6	1:59.859	+0.957	14:54:58.081
7	2:02.618	+3.716	14:57:00.699
8	2:02.766	+3.864	14:59:03.465

(55) Philip Sutherland

1	2:05.229	+11.053	14:44:52.899
2	1:57.609	+3.433	14:46:50.508
3	1:55.630	+1.454	14:48:46.138
4	1:56.602	+2.426	14:50:42.740
5	1:54.176		14:52:36.916
6	1:54.215	+0.039	14:54:31.131

(36) Vincent Hunt

1	2:08.097	+11.455	14:44:56.197
2	1:58.347	+1.705	14:46:54.544
3	2:00.580	+3.938	14:48:55.124
4	1:57.669	+1.027	14:50:52.793
5	1:57.164	+0.522	14:52:49.957
6	1:56.642		14:54:46.599

Chief Timekeeper:

Clerk of Course:

Weather &Track;Bright / Dry

Results: www.sportstimingservices.com





Thundersport GB - Rounds 7 and 8

Sorted on Best Lap time

BSN Thundersport GP1

Cadwell Park 2.173 Miles

1st Qualifying

29/05/2010 15:42

Practice started at 15:42:41

Pos	No.	Name	Class	Make	Model	Best Tm	In Lap	Diff	2nd Best	2nd Lap
1	156	Dave Jackson	GP1	Honda	1000	1:45.777	7		1:45.785	9
2	1	Peter Baker	GP1	Suzuki	1000	1:46.211	2	0.434	1:46.349	3
3	7	Ross Connolly	GP1	Suzuki	1000	1:49.238	4	3.461	1:50.259	3
4	71	Philip Crowe	GP1	Suzuki	1000	1:49.822	3	4.045	1:50.546	2
5	11	Glen Shaw	GP1	Yamaha	1000	1:50.057	7	4.280	1:51.910	6
6	76	Jason Byard	GP1	Suzuki	1000	1:52.041	6	6.264	1:53.585	5
7	77	Lee Reveley	Supertwin	Ducati	1098ST	1:52.703	9	6.926	1:54.968	7
8	69	Neil Gregory	GP1	Suzuki	1000	1:53.255	5	7.478	1:53.344	6
9	9	Ross Dunning	GP1	Yamaha	1000	1:53.422	3	7.645	1:53.798	2
10	47	Les Liney	Supertwin	Ducati	1098ST	1:53.758	9	7.981	1:54.300	7
11	157	Angelo DeRosa	GP1	Yamaha	1000	1:54.391	7	8.614	1:57.161	6
12	12	Tony Rainford	GP1	Suzuki	1000	1:54.610	3	8.833	1:54.814	2
13	46	Greg Lewis	GP1	Yamaha	1000	1:54.759	6	8.982	1:57.698	5
14	38	Scot Adam	Supertwin	Ducati	1098ST	1:57.218	5	11.441	1:58.064	4
15	173	Robert Eagling	GP1	Suzuki	1000	1:59.764	6	13.987	1:59.809	9
16	51	Charlie Flett	Supertwin	Ducati	1098ST	2:04.329	2	18.552	2:06.029	3
17	25	Brian Motherby	GP1	Suzuki	1000	2:34.065	2	48.288	2:34.482	3

Chief Timekeeper:

Clerk of Course:

Weather &Track :Raining / Wet

Results: www.sportstimingservices.com





Thundersport GB - Rounds 7 and 8

Sorted on Best Lap time

BSN Thundersport GP1

Cadwell Park 2.173 Miles

2nd Qualifying

30/05/2010 10:14

Practice started at 10:14:23

Pos	No.	Name	Class	Make	Model	Best Tm	In Lap	Diff	2nd Best	2nd Lap
1	156	Dave Jackson	GP1	Honda	1000	1:41.624	3		1:41.649	4
2	1	Peter Baker	GP1	Suzuki	1000	1:43.643	3	2.019	1:43.885	2
3	7	Ross Connolly	GP1	Suzuki	1000	1:46.166	4	4.542	1:46.280	3
4	11	Glen Shaw	GP1	Yamaha	1000	1:46.713	3	5.089	1:48.623	2
5	71	Philip Crowe	GP1	Suzuki	1000	1:46.867	3	5.243	1:47.342	4
6	76	Jason Byard	GP1	Suzuki	1000	1:50.740	3	9.116	1:55.318	2
7	9	Ross Dunning	GP1	Yamaha	1000	1:51.520	3	9.896	1:54.607	1
8	38	Scot Adam	Supertwin	Ducati	1098ST	1:51.855	3	10.231	1:54.939	2
9	47	Les Liney	Supertwin	Ducati	1098ST	1:52.122	2	10.498	3:50.683	1
10	46	Greg Lewis	GP1	Yamaha	1000	1:52.597	3	10.973	1:57.046	2
11	77	Lee Reveley	Supertwin	Ducati	1098ST	1:54.465	3	12.841	1:56.897	2
12	12	Tony Rainford	GP1	Suzuki	1000	1:54.926	3	13.302	1:56.646	2
13	51	Charlie Flett	Supertwin	Ducati	1098ST	2:01.998	2	20.374	2:02.493	3
14	88	Andre Nakkurt	GP1	Kawasaki	600		0			0

Chief Timekeeper:

Clerk of Course:

Weather &Track :Bright / Drying

Results: www.sportstimingservices.com

Printed: 30/05/2010 10:58:54





Thundersport GB - Rounds 7 and 8

BSN Thundersport GP1

Cadwell Park 2.173 Miles

Qualifying Overall

Pos	No.	Name	Class	Make	Model	Overall BestTm	R1. Best Tm	R2. Best Tm	Diff
1	156	Dave Jackson	GP1	Honda	1000	1:41.624	1:45.777	1:41.624	
2	1	Peter Baker	GP1	Suzuki	1000	1:43.643	1:46.211	1:43.643	2.019
3	7	Ross Connolly	GP1	Suzuki	1000	1:46.166	1:49.238	1:46.166	4.542
4	11	Glen Shaw	GP1	Yamaha	1000	1:46.713	1:50.057	1:46.713	5.089
5	71	Philip Crowe	GP1	Suzuki	1000	1:46.867	1:49.822	1:46.867	5.243
6	76	Jason Byard	GP1	Suzuki	1000	1:50.740	1:52.041	1:50.740	9.116
7	9	Ross Dunning	GP1	Yamaha	1000	1:51.520	1:53.422	1:51.520	9.896
8	38	Scot Adam	Supertwin	Ducati	1098ST	1:51.855	1:57.218	1:51.855	10.231
9	47	Les Liney	Supertwin	Ducati	1098ST	1:52.122	1:53.758	1:52.122	10.498
10	46	Greg Lewis	GP1	Yamaha	1000	1:52.597	1:54.759	1:52.597	10.973
11	77	Lee Reveley	Supertwin	Ducati	1098ST	1:52.703	1:52.703	1:54.465	11.079
12	69	Neil Gregory	GP1	Suzuki	1000	1:53.255	1:53.255		11.631
13	157	Angelo DeRosa	GP1	Yamaha	1000	1:54.391	1:54.391		12.767
14	12	Tony Rainford	GP1	Suzuki	1000	1:54.610	1:54.610	1:54.926	12.986
15	173	Robert Eagling	GP1	Suzuki	1000	1:59.764	1:59.764		18.140
16	51	Charlie Flett	Supertwin	Ducati	1098ST	2:01.998	2:04.329	2:01.998	20.374
17	25	Brian Motherby	GP1	Suzuki	1000	2:34.065	2:34.065		52.441
18	88	Andre Nakkurt	GP1	Kawasaki	600				59:13.151

Chief Timekeeper:

Clerk of Course:

Weather & Track :Bright / Wet

Results: www.sportstimingservices.com

Printed: 30/05/2010 10:25:36





Thundersport GB - Rounds 7 and 8

BSN Thundersport GP1

Cadwell Park 2.173 Miles

Race 5 - (Superpole)

30/05/2010

Race



POLE POSITION

3	2	1	1
7	1	156	
6	5	4	2
76	71	11	
9	8	7	3
47	38	9	
12	11	10	4
69	77	46	
15	14	13	5
173	12	157	
18	17	16	6
88	25	51	

Chief Timekeeper:
 Clerk of Course:
 Weather &Track :Bright / Wet
 Results: www.sportstimingservices.com
 Printed: 30/05/2010 10:27:39





Thundersport GB - Rounds 7 and 8

Sorted on Laps

BSN Thundersport GP1

Cadwell Park 2.173 Miles

Race 5 - (Superpole)

30/05/2010 13:37

Race started at 13:37:41

Pos	No.	Name	Class	Make	Model	Laps	Total Tm	Diff	Best Tm	Best Spd	In Lap
1	71	Philip Crowe	GP1	Suzuki	1000	14	22:34.237		1:34.612	82.683	8
2	1	Peter Baker	GP1	Suzuki	1000	14	22:42.974	8.737	1:34.521	82.763	12
3	7	Ross Connolly	GP1	Suzuki	1000	14	22:48.455	14.218	1:35.452	81.955	9
4	156	Dave Jackson	GP1	Honda	1000	14	23:00.953	26.716	1:36.705	80.893	5
5	69	Neil Gregory	GP1	Suzuki	1000	14	23:40.468	1:06.231	1:38.861	79.129	14
6	76	Jason Byard	GP1	Suzuki	1000	14	23:41.629	1:07.392	1:39.356	78.735	14
7	9	Ross Dunning	GP1	Yamaha	1000	14	23:52.777	1:18.540	1:39.524	78.602	13
8	77	Lee Reveley	Supertwin	Ducati	1098ST	14	23:53.561	1:19.324	1:39.609	78.535	8
9	47	Les Liney	Supertwin	Ducati	1098ST	14	23:53.678	1:19.441	1:39.765	78.412	12
10	157	Angelo DeRosa	GP1	Yamaha	1000	14	24:01.389	1:27.152	1:38.750	79.218	14
11	38	Scot Adam	Supertwin	Ducati	1098ST	14	24:02.876	1:28.639	1:41.348	77.188	9
12	12	Tony Rainford	GP1	Suzuki	1000	13	22:46.417	1 Lap	1:42.171	76.566	11
13	46	Greg Lewis	GP1	Yamaha	1000	13	22:47.013	1 Lap	1:42.054	76.654	10
14	51	Charlie Flett	Supertwin	Ducati	1098ST	12	23:13.056	2 Laps	1:53.259	69.070	6
15	88	Andre Nakkurt	GP1	Kawasaki	600	12	24:23.154	2 Laps	1:55.977	67.451	10
Not classified ()											
	173	Robert Eagling	GP1	Suzuki	1000	1	1:57.559	DNF	1:54.177	68.515	1

Announcements

No.9 - 10 Second Penalty added - JUMP START

Margin of Victory	Avg. Speed	Best Lap Tm	Best Spd	Best Lap by
8.737	80.871	1:34.521	82.763	1 - Peter Baker

Chief Timekeeper:

Clerk of Course:

Weather &Track :Bright / Wet

Results: www.sportstiming.com





Thundersport GB - Rounds 7 and 8

Lapchart

BSN Thundersport GP1

Cadwell Park 2.173 Miles

Race 5 - (Superpole)

30/05/2010 13:37

Race started at 13:37:41

Competitors	Laps														
	0	1	2	3	4	5	6	7	8	9	10	11	12	13	14
Dave Jackson (156)	1	156	156	156	71	71	71	71	71	71	71	71	71	71	71
Peter Baker (1)	2	1	71	71	156	156	156	1	1	1	1	7	7	7	1
Ross Connolly (7)	3	7	1	1	1	1	1	156	156	156	156	156	1	1	7
Ross Dunning (9)	4	9	7	7	7	7	7	7	7	7	7	1	156	156	156
Philip Crowe (71)	5	71	9	9	9	9	76	76	76	76	76	76	76	69	69
Jason Byard (76)	6	76	76	76	76	76	9	9	9	9	9	9	69	69	76
Scot Adam (38)	7	38	47	47	69	69	69	69	69	69	69	9	9	9	9
Les Liney (47)	8	47	38	69	38	38	38	38	77	77	77	77	77	77	77
Greg Lewis (46)	9	46	69	38	47	47	47	47	38	47	47	47	47	47	47
Neil Gregory (69)	10	69	12	12	77	77	77	77	47	38	38	38	38	38	157
Tony Rainford (12)	11	12	77	77	12	157	157	157	157	157	157	157	157	157	38
Lee Reveley (77)	12	77	157	157	157	12	46	46	46	46	46	46	46	46	12
Angelo DeRosa (157)	13	157	46	46	46	46	12	12	12	12	12	12	12	12	46
Robert Eagling (173)	14	173	173	51	51	51	51	51	51	51	51	51	51	51	51
Andre Nakkurt (88)	15	88	51	88	88	88	88	88	88	88	88	88	88	88	88
Charlie Flett (51)	16	51	88	88	88	88	88	88	88	88	88	88	88	88	88

Chief Timekeeper:

Clerk of Course:

Weather &Track :Bright / Wet

Results: www.sportstimingservices.com

Printed: 30/05/2010 14:05:03





Thundersport GB - Rounds 7 and 8

BSN Thundersport GP1

Cadwell Park 2.173 Miles

Race 5 - (Superpole)

30/05/2010 13:37

Race started at 13:37:41

Lap	Lap Tm	Diff	Time of Day
(71) Philip Crowe			
1	1:41.147	+6.535	13:39:23.940
2	1:36.441	+1.829	13:41:00.381
3	1:36.086	+1.474	13:42:36.467
4	1:37.438	+2.826	13:44:13.905
5	1:36.136	+1.524	13:45:50.041
6	1:35.208	+0.596	13:47:25.249
7	1:34.732	+0.120	13:48:59.981
8	1:34.612		13:50:34.593
9	1:35.585	+0.973	13:52:10.178
10	1:35.410	+0.798	13:53:45.588
11	1:36.344	+1.732	13:55:21.932
12	1:37.711	+3.099	13:56:59.643
13	1:36.724	+2.112	13:58:36.367
14	1:38.881	+4.269	14:00:15.248
(1) Peter Baker			
1	1:42.495	+7.974	13:39:24.712
2	1:37.038	+2.517	13:41:01.750
3	1:36.817	+2.296	13:42:38.567
4	1:36.583	+2.062	13:44:15.150
5	1:36.601	+2.080	13:45:51.751
6	1:34.995	+0.474	13:47:26.746
7	1:36.084	+1.563	13:49:02.830
8	1:34.828	+0.307	13:50:37.658
9	1:36.080	+1.559	13:52:13.738
10	1:49.342	+14.821	13:54:03.080
11	1:36.177	+1.656	13:55:39.257
12	1:34.521		13:57:13.778
13	1:34.818	+0.297	13:58:48.596
14	1:35.389	+0.868	14:00:23.985
(7) Ross Connolly			
1	1:43.644	+8.192	13:39:26.036
2	1:38.084	+2.632	13:41:04.120
3	1:37.009	+1.557	13:42:41.129
4	1:39.058	+3.606	13:44:20.187
5	1:38.273	+2.821	13:45:58.460
6	1:36.896	+1.444	13:47:35.356
7	1:36.792	+1.340	13:49:12.148
8	1:36.868	+1.416	13:50:49.016
9	1:35.452		13:52:24.468
10	1:36.718	+1.266	13:54:01.186
11	1:35.706	+0.254	13:55:36.892
12	1:36.463	+1.011	13:57:13.355
13	1:36.117	+0.665	13:58:49.472
14	1:39.994	+4.542	14:00:29.466
(156) Dave Jackson			
1	1:40.757	+4.052	13:39:22.555
2	1:37.054	+0.349	13:40:59.609
3	1:37.117	+0.412	13:42:36.726
4	1:37.597	+0.892	13:44:14.323
5	1:36.705		13:45:51.028
6	1:37.916	+1.211	13:47:28.944
7	1:39.338	+2.633	13:49:08.282
8	1:37.979	+1.274	13:50:46.261
9	1:37.463	+0.758	13:52:23.724
10	1:38.993	+2.288	13:54:02.717
11	1:38.730	+2.025	13:55:41.447

Lap	Lap Tm	Diff	Time of Day
12	1:39.202	+2.497	13:57:20.649
13	1:38.970	+2.265	13:58:59.619
14	1:42.345	+5.640	14:00:41.964
(69) Neil Gregory			
1	1:48.525	+9.664	13:39:32.452
2	1:43.522	+4.661	13:41:15.974
3	1:42.465	+3.604	13:42:58.439
4	1:42.279	+3.418	13:44:40.718
5	1:41.257	+2.396	13:46:21.975
6	1:41.890	+3.029	13:48:03.865
7	1:41.417	+2.556	13:49:45.282
8	1:40.034	+1.173	13:51:25.316
9	1:39.089	+0.228	13:53:04.405
10	1:39.234	+0.373	13:54:43.639
11	1:39.882	+1.021	13:56:23.521
12	1:39.866	+1.005	13:58:03.387
13	1:39.231	+0.370	13:59:42.618
14	1:38.861		14:01:21.479
(76) Jason Byard			
1	1:47.284	+7.928	13:39:30.375
2	1:43.245	+3.889	13:41:13.620
3	1:42.631	+3.275	13:42:56.251
4	1:42.424	+3.068	13:44:38.675
5	1:41.312	+1.956	13:46:19.987
6	1:40.901	+1.545	13:48:00.888
7	1:39.939	+0.583	13:49:40.827
8	1:41.085	+1.729	13:51:21.912
9	1:40.633	+1.277	13:53:02.545
10	1:40.148	+0.792	13:54:42.693
11	1:39.901	+0.545	13:56:22.594
12	1:40.649	+1.293	13:58:03.243
13	1:40.041	+0.685	13:59:43.284
14	1:39.356		14:01:22.640
(9) Ross Dunning			
1	1:46.371	+6.847	13:39:29.146
2	1:43.515	+3.991	13:41:12.661
3	1:43.419	+3.895	13:42:56.080
4	1:42.147	+2.623	13:44:38.227
5	1:41.773	+2.249	13:46:20.000
6	1:41.738	+2.214	13:48:01.738
7	1:40.017	+0.493	13:49:41.755
8	1:40.615	+1.091	13:51:22.370
9	1:40.933	+1.409	13:53:03.303
10	1:40.186	+0.662	13:54:43.489
11	1:40.344	+0.820	13:56:23.833
12	1:40.517	+0.993	13:58:04.350
13	1:39.524		13:59:43.874
14	1:39.914	+0.390	14:01:23.788
(77) Lee Reveley			
1	1:53.591	+13.982	13:39:37.621
2	1:43.878	+4.269	13:41:21.499
3	1:43.892	+4.283	13:43:05.391
4	1:41.068	+1.459	13:44:46.459
5	1:40.748	+1.139	13:46:27.207
6	1:40.628	+1.019	13:48:07.835
7	1:40.111	+0.502	13:49:47.946
8	1:39.609		13:51:27.555

Lap	Lap Tm	Diff	Time of Day
9	1:41.459	+1.850	13:53:09.014
10	1:40.664	+1.055	13:54:49.678
11	1:42.224	+2.615	13:56:31.902
12	1:40.236	+0.627	13:58:12.138
13	1:41.490	+1.881	13:59:53.628
14	1:40.944	+1.335	14:01:34.572
(47) Les Liney			
1	1:48.185	+8.420	13:39:31.633
2	1:44.294	+4.529	13:41:15.927
3	1:44.482	+4.717	13:43:00.409
4	1:43.832	+4.067	13:44:44.241
5	1:41.909	+2.144	13:46:26.150
6	1:41.602	+1.837	13:48:07.752
7	1:41.860	+2.095	13:49:49.612
8	1:41.077	+1.312	13:51:30.689
9	1:40.645	+0.880	13:53:11.334
10	1:41.273	+1.508	13:54:52.607
11	1:40.212	+0.447	13:56:32.819
12	1:39.765		13:58:12.584
13	1:41.199	+1.434	13:59:53.783
14	1:40.906	+1.141	14:01:34.689
(157) Angelo DeRosa			
1	1:53.701	+14.951	13:39:37.738
2	1:46.598	+7.848	13:41:24.336
3	1:43.232	+4.482	13:43:07.568
4	1:41.821	+3.071	13:44:49.389
5	1:41.335	+2.585	13:46:30.724
6	1:43.648	+4.898	13:48:14.372
7	1:42.630	+3.880	13:49:57.002
8	1:41.601	+2.851	13:51:38.603
9	1:41.148	+2.398	13:53:19.751
10	1:40.826	+2.076	13:55:00.577
11	1:41.998	+3.248	13:56:42.575
12	1:40.471	+1.721	13:58:23.046
13	1:40.604	+1.854	14:00:03.650
14	1:38.750		14:01:42.400
(38) Scot Adam			
1	1:48.659	+7.311	13:39:32.101
2	1:44.350	+3.002	13:41:16.451
3	1:43.927	+2.579	13:43:00.378
4	1:42.961	+1.613	13:44:43.339
5	1:41.904	+0.556	13:46:25.243
6	1:42.010	+0.662	13:48:07.253
7	1:41.891	+0.543	13:49:49.144
8	1:42.211	+0.863	13:51:31.355
9	1:41.348		13:53:12.703
10	1:42.525	+1.177	13:54:55.228
11	1:41.542	+0.194	13:56:36.770
12	1:41.367	+0.019	13:58:18.137
13	1:42.505	+1.157	14:00:00.642
14	1:43.245	+1.897	14:01:43.887
(12) Tony Rainford			
1	1:50.491	+8.320	13:39:34.517
2	1:46.741	+4.570	13:41:21.258
3	1:46.069	+3.898	13:43:07.327
4	1:45.952	+3.781	13:44:53.279
5	1:46.430	+4.259	13:46:39.709

Chief Timekeeper:


Clerk of Course:

Weather &Track :Bright / Wet

Results: www.sportstimingservices.com

Printed: 30/05/2010 14:04:20





Thundersport GB - Rounds 7 and 8

BSN Thundersport GP1

Cadwell Park 2.173 Miles

Race 5 - (Superpole)

30/05/2010 13:37

Race started at 13:37:41

Lap	Lap Tm	Diff	Time of Day
6	1:44.969	+2.798	13:48:24.678
7	1:44.826	+2.655	13:50:09.504
8	1:44.444	+2.273	13:51:53.948
9	1:43.749	+1.578	13:53:37.697
10	1:42.465	+0.294	13:55:20.162
11	1:42.171		13:57:02.333
12	1:42.781	+0.610	13:58:45.114
13	1:42.314	+0.143	14:00:27.428

(46) Greg Lewis

1	1:54.395	+12.341	13:39:38.281
2	1:46.683	+4.629	13:41:24.964
3	1:44.555	+2.501	13:43:09.519
4	1:44.340	+2.286	13:44:53.859
5	1:44.693	+2.639	13:46:38.552
6	1:44.064	+2.010	13:48:22.616
7	1:45.557	+3.503	13:50:08.173
8	1:45.262	+3.208	13:51:53.435
9	1:43.398	+1.344	13:53:36.833
10	1:42.054		13:55:18.887
11	1:42.393	+0.339	13:57:01.280
12	1:43.580	+1.526	13:58:44.860
13	1:43.164	+1.110	14:00:28.024

(51) Charlie Flett

1	1:55.919	+2.660	13:39:40.738
2	1:53.701	+0.442	13:41:34.439
3	1:54.511	+1.252	13:43:28.950
4	1:54.924	+1.665	13:45:23.874
5	1:54.268	+1.009	13:47:18.142
6	1:53.259		13:49:11.401
7	1:54.291	+1.032	13:51:05.692
8	1:54.353	+1.094	13:53:00.045
9	1:57.779	+4.520	13:54:57.824
10	1:58.546	+5.287	13:56:56.370
11	2:00.034	+6.775	13:58:56.404
12	1:57.663	+4.404	14:00:54.067

(88) Andre Nakkurt

1	2:13.389	+17.412	13:39:58.151
2	2:08.626	+12.649	13:42:06.777
3	2:07.634	+11.657	13:44:14.411
4	2:01.651	+5.674	13:46:16.062
5	1:59.164	+3.187	13:48:15.226
6	2:00.650	+4.673	13:50:15.876
7	1:59.299	+3.322	13:52:15.175
8	1:58.656	+2.679	13:54:13.831
9	1:58.771	+2.794	13:56:12.602
10	1:55.977		13:58:08.579
11	1:57.140	+1.163	14:00:05.719
12	1:58.446	+2.469	14:02:04.165

(173) Robert Eagling

1	1:54.177		13:39:38.570
---	----------	--	--------------

Lap	Lap Tm	Diff	Time of Day
-----	--------	------	-------------

Lap	Lap Tm	Diff	Time of Day
-----	--------	------	-------------

Chief Timekeeper:

Clerk of Course:

Weather &Track :Bright / Wet

Results: www.sportstimingservices.com

Printed: 30/05/2010 14:04:20





Thundersport GB - Rounds 7 and 8


BSN Thundersport GP1

Cadwell Park 2.173 Miles

Race Grids - Monday

31/05/2010

Race



POLE POSITION

3	2	1	
7	1	71	1
6	5	4	2
76	11	156	3
9	8	7	4
47	38	9	5
12	11	10	6
69	77	46	
15	14	13	
173	12	157	
18	17	16	
88	25	51	

Chief Timekeeper:
 Clerk of Course:
 Weather &Track :
 Results: www.sportstimingservices.com
 Printed: 30/05/2010 14:07:44





Thundersport GB - Rounds 7 and 8

Sorted on Laps

BSN Thundersport GP1

Cadwell Park 2.173 Miles

Race 2

31/05/2010 10:46

Race started at 10:46:21

Pos	No.	Name	Class	Make	Model	Laps	Total Tm	Diff	Best Tm	Best Spd	In Lap
1	71	Philip Crowe	GP1	Suzuki	1000	10	15:30.511		1:32.107	84.932	4
2	1	Peter Baker	GP1	Suzuki	1000	10	15:32.428	1.917	1:32.051	84.983	10
3	156	Dave Jackson	GP1	Honda	1000	10	15:36.299	5.788	1:32.276	84.776	7
4	7	Ross Connolly	GP1	Suzuki	1000	10	15:45.025	14.514	1:32.564	84.512	5
5	76	Jason Byard	GP1	Suzuki	1000	10	16:32.228	1:01.717	1:37.858	79.940	6
6	157	Angelo DeRosa	GP1	Yamaha	1000	10	16:34.314	1:03.803	1:37.782	80.002	6
7	69	Neil Gregory	GP1	Suzuki	1000	10	16:34.511	1:04.000	1:37.311	80.390	7
8	47	Les Liney	Supertwin	Ducati	1098ST	10	16:38.413	1:07.902	1:37.769	80.013	10
9	38	Scot Adam	Supertwin	Ducati	1098ST	10	16:39.298	1:08.787	1:38.041	79.791	10
10	173	Robert Eagling	GP1	Suzuki	1000	10	16:55.275	1:24.764	1:39.599	78.543	5
11	12	Tony Rainford	GP1	Suzuki	1000	10	16:59.511	1:29.000	1:40.547	77.802	4
12	88	Andre Nakkurt	GP1	Kawasaki	600	9	15:51.756	1 Lap	1:42.846	76.063	9
13	77	Lee Reveley	Supertwin	Ducati	1098ST	9	16:35.880	1 Lap	1:47.166	72.997	7
14	51	Charlie Flett	Supertwin	Ducati	1098ST	9	16:50.950	1 Lap	1:50.131	71.032	9
15	25	Brian Motherby	GP1	Suzuki	1000	9	17:20.491	1 Lap	1:53.119	69.155	8
Not classified ()											
	9	Ross Dunning	GP1	Yamaha	1000	7	11:28.351	DNF	1:36.930	80.706	6

Margin of Victory	Avg. Speed	Best Lap Tm	Best Spd	Best Lap by
1.917	84.070	1:32.051	84.983	1 - Peter Baker

Chief Timekeeper:
 Clerk of Course:
 Weather &Track;Cloudy / Wet
 Results: www.sportstimingservices.com





Thundersport GB - Rounds 7 and 8

Lapchart

BSN Thundersport GP1

Cadwell Park 2.173 Miles

Race 2

31/05/2010 10:46

Race started at 10:46:21

Competitors	Laps										
	0	1	2	3	4	5	6	7	8	9	10
Philip Crowe (71)	1	71	1	1	71	71	71	71	71	71	71
Peter Baker (1)	2	1	71	71	1	1	156	156	156	156	1
Ross Connolly (7)	3	7	156	156	156	156	1	1	1	1	156
Dave Jackson (156)	4	156	7	7	7	7	7	7	7	7	7
Jason Byard (76)	5	76	9	9	9	9	9	9	9	76	76
Ross Dunning (9)	6	9	76	76	76	76	76	76	76	157	157
Les Liney (47)	7	47	47	47	47	47	157	157	157	69	69
Scot Adam (38)	8	38	38	38	38	157	47	69	69	47	47
Neil Gregory (69)	9	69	69	69	69	38	69	47	47	38	38
Angelo DeRosa (157)	10	157	157	157	157	69	38	38	38	173	173
Tony Rainford (12)	11	12	12	173	173	173	173	173	12	12	12
Robert Eagling (173)	12	173	173	12	12	12	12	12	12	88	88
Lee Reveley (77)	13	77	88	88	88	88	88	88	88	77	77
Andre Nakkurt (88)	14	88	77	77	77	77	77	77	77	51	51
Brian Motherby (25)	15	25	25	51	51	51	51	51	51	25	25
Charlie Flett (51)	16	51	51	25	25	25	25	25	25		

Chief Timekeeper:

Clerk of Course:

Weather &Track;Cloudy / Wet

Results: www.sportstimingservices.com

Printed: 31/05/2010 11:06:10





Thundersport GB - Rounds 7 and 8

BSN Thundersport GP1

Cadwell Park 2.173 Miles

Race 2

31/05/2010 10:46

Race started at 10:46:21

Lap	Lap Tm	Diff	Time of Day
(71) Philip Crowe			
1	1:37.075	+4.968	10:47:59.796
2	1:32.652	+0.545	10:49:32.448
3	1:32.207	+0.100	10:51:04.655
4	1:32.107		10:52:36.762
5	1:32.588	+0.481	10:54:09.350
6	1:32.361	+0.254	10:55:41.711
7	1:33.081	+0.974	10:57:14.792
8	1:32.238	+0.131	10:58:47.030
9	1:32.642	+0.535	11:00:19.672
10	1:32.496	+0.389	11:01:52.168

(1) Peter Baker			
1	1:36.507	+4.456	10:47:59.444
2	1:32.727	+0.676	10:49:32.171
3	1:33.446	+1.395	10:51:05.617
4	1:32.770	+0.719	10:52:38.387
5	1:33.090	+1.039	10:54:11.477
6	1:33.624	+1.573	10:55:45.101
7	1:32.329	+0.278	10:57:17.430
8	1:32.311	+0.260	10:58:49.741
9	1:32.293	+0.242	11:00:22.034
10	1:32.051		11:01:54.085

(156) Dave Jackson			
1	1:37.140	+4.864	10:48:00.319
2	1:32.610	+0.334	10:49:32.929
3	1:32.939	+0.663	10:51:05.868
4	1:32.774	+0.498	10:52:38.642
5	1:32.569	+0.293	10:54:11.211
6	1:33.323	+1.047	10:55:44.534
7	1:32.276		10:57:16.810
8	1:32.425	+0.149	10:58:49.235
9	1:33.386	+1.110	11:00:22.621
10	1:35.335	+3.059	11:01:57.956

(7) Ross Connolly			
1	1:38.142	+5.578	10:48:01.110
2	1:33.407	+0.843	10:49:34.517
3	1:33.075	+0.511	10:51:07.592
4	1:32.924	+0.360	10:52:40.516
5	1:32.564		10:54:13.080
6	1:34.352	+1.788	10:55:47.432
7	1:32.977	+0.413	10:57:20.409
8	1:33.229	+0.665	10:58:53.638
9	1:35.702	+3.138	11:00:29.340
10	1:37.342	+4.778	11:02:06.682

(76) Jason Byard			
1	1:42.815	+4.957	10:48:06.438
2	1:38.073	+0.215	10:49:44.511
3	1:38.833	+0.975	10:51:23.344
4	1:37.985	+0.127	10:53:01.329
5	1:38.131	+0.273	10:54:39.460
6	1:37.858		10:56:17.318
7	1:39.202	+1.344	10:57:56.520
8	1:39.598	+1.740	10:59:36.118
9	1:39.247	+1.389	11:01:15.365
10	1:38.520	+0.662	11:02:53.885

(157) Angelo DeRosa			
1	1:43.911	+6.129	10:48:08.586
2	1:40.172	+2.390	10:49:48.758
3	1:38.948	+1.166	10:51:27.706
4	1:39.009	+1.227	10:53:06.715
5	1:37.857	+0.075	10:54:44.572
6	1:37.782		10:56:22.354
7	1:38.169	+0.387	10:58:00.523
8	1:38.164	+0.382	10:59:38.687
9	1:37.796	+0.014	11:01:16.483
10	1:39.488	+1.706	11:02:55.971

(69) Neil Gregory			
1	1:43.870	+6.559	10:48:08.357
2	1:40.155	+2.844	10:49:48.512
3	1:39.122	+1.811	10:51:27.634
4	1:39.994	+2.683	10:53:07.628
5	1:38.498	+1.187	10:54:46.126
6	1:37.694	+0.383	10:56:23.820
7	1:37.311		10:58:01.131
8	1:37.915	+0.604	10:59:39.046
9	1:37.806	+0.495	11:01:16.852
10	1:39.316	+2.005	11:02:56.168

(47) Les Liney			
1	1:43.386	+5.617	10:48:07.451
2	1:39.828	+2.059	10:49:47.279
3	1:39.553	+1.784	10:51:26.832
4	1:39.621	+1.852	10:53:06.453
5	1:39.351	+1.582	10:54:45.804
6	1:39.801	+2.032	10:56:25.605
7	1:38.620	+0.851	10:58:04.225
8	1:39.460	+1.691	10:59:43.685
9	1:38.616	+0.847	11:01:22.301
10	1:37.769		11:03:00.070

(38) Scot Adam			
1	1:44.019	+5.978	10:48:08.097
2	1:39.696	+1.655	10:49:47.793
3	1:39.621	+1.580	10:51:27.414
4	1:40.126	+2.085	10:53:07.540
5	1:39.513	+1.472	10:54:47.053
6	1:39.291	+1.250	10:56:26.344
7	1:38.495	+0.454	10:58:04.839
8	1:39.534	+1.493	10:59:44.373
9	1:38.541	+0.500	11:01:22.914
10	1:38.041		11:03:00.955

(173) Robert Eagling			
1	1:45.420	+5.821	10:48:10.383
2	1:40.519	+0.920	10:49:50.902
3	1:39.675	+0.076	10:51:30.577
4	1:39.689	+0.090	10:53:10.266
5	1:39.599		10:54:49.865
6	1:39.739	+0.140	10:56:29.604
7	1:39.841	+0.242	10:58:09.445
8	1:42.603	+3.004	10:59:52.048
9	1:42.989	+3.390	11:01:35.037
10	1:41.895	+2.296	11:03:16.932

(12) Tony Rainford			
---------------------------	--	--	--

Lap	Lap Tm	Diff	Time of Day
1	1:45.473	+4.926	10:48:10.227
2	1:41.843	+1.296	10:49:52.070
3	1:41.257	+0.710	10:51:33.327
4	1:40.547		10:53:13.874
5	1:41.217	+0.670	10:54:55.091
6	1:40.761	+0.214	10:56:35.852
7	1:41.110	+0.563	10:58:16.962
8	1:41.767	+1.220	10:59:58.729
9	1:41.458	+0.911	11:01:40.187
10	1:40.981	+0.434	11:03:21.168

(88) Andre Nakkurt			
1	1:48.699	+5.853	10:48:14.042
2	1:46.340	+3.494	10:50:00.382
3	1:46.268	+3.422	10:51:46.650
4	1:46.096	+3.250	10:53:32.746
5	1:44.328	+1.482	10:55:17.074
6	1:44.303	+1.457	10:57:01.377
7	1:43.903	+1.057	10:58:45.280
8	1:45.287	+2.441	11:00:30.567
9	1:42.846		11:02:13.413

(77) Lee Reveley			
1	1:50.264	+3.098	10:48:15.314
2	1:53.306	+6.140	10:50:08.620
3	1:51.267	+4.101	10:51:59.887
4	1:48.651	+1.485	10:53:48.538
5	1:50.022	+2.856	10:55:38.560
6	1:49.324	+2.158	10:57:27.884
7	1:47.166		10:59:15.050
8	1:49.039	+1.873	11:01:04.089
9	1:53.448	+6.282	11:02:57.537

(51) Charlie Flett			
1	1:58.179	+8.048	10:48:23.891
2	1:51.324	+1.193	10:50:15.215
3	1:51.308	+1.177	10:52:06.523
4	1:51.598	+1.467	10:53:58.121
5	1:51.120	+0.989	10:55:49.241
6	1:50.566	+0.435	10:57:39.807
7	1:50.830	+0.699	10:59:30.637
8	1:51.839	+1.708	11:01:22.476
9	1:50.131		11:03:12.607

(25) Brian Motherby			
1	1:58.272	+5.153	10:48:23.795
2	1:55.185	+2.066	10:50:18.980
3	1:55.915	+2.796	10:52:14.895
4	1:56.865	+3.746	10:54:11.760
5	1:55.963	+2.844	10:56:07.723
6	1:53.414	+0.295	10:58:01.137
7	1:54.476	+1.357	10:59:55.613
8	1:53.119		11:01:48.732
9	1:53.416	+0.297	11:03:42.148

(9) Ross Dunning			
1	1:41.801	+4.871	10:48:05.609
2	1:37.408	+0.478	10:49:43.017
3	1:38.074	+1.144	10:51:21.091
4	1:37.170	+0.240	10:52:58.261
5	1:36.968	+0.038	10:54:35.229

Chief Timekeeper:

Clerk of Course:

Weather & Track: Cloudy / Wet

Results: www.sportstimingservices.com

Printed: 31/05/2010 11:05:42





Thundersport GB - Rounds 7 and 8

BSN Thundersport GP1

Cadwell Park 2.173 Miles

Race 2

31/05/2010 10:46

Race started at 10:46:21

Lap	Lap Tm	Diff	Time of Day
6	1:36.930		10:56:12.159
7	1:37.849	+0.919	10:57:50.008

Lap	Lap Tm	Diff	Time of Day
-----	--------	------	-------------

Lap	Lap Tm	Diff	Time of Day
-----	--------	------	-------------

Chief Timekeeper:

Clerk of Course:

Weather &Track;Cloudy / Wet

Results: www.sportstimingservices.com

Printed: 31/05/2010 11:05:42





Thundersport GB - Rounds 7 and 8

Sorted on Laps

BSN Thundersport GP1

Cadwell Park 2.173 Miles

Race 11

31/05/2010 15:06

Race started at 15:06:47

Pos	No.	Name	Class	Make	Model	Laps	Total Tm	Diff	Best Tm	Best Spd	In Lap
1	71	Philip Crowe	GP1	Suzuki	1000	10	15:27.559		1:31.363	85.623	9
2	77	Lee Reveley	Supertwin	Ducati	1098ST	10	16:18.561	51.002	1:35.534	81.885	8
3	157	Angelo DeRosa	GP1	Yamaha	1000	10	16:25.394	57.835	1:37.156	80.518	10
4	76	Jason Byard	GP1	Suzuki	1000	10	16:25.585	58.026	1:37.114	80.553	10
5	46	Greg Lewis	GP1	Yamaha	1000	10	16:34.752	1:07.193	1:37.638	80.120	10
6	47	Les Liney	Supertwin	Ducati	1098ST	10	16:34.952	1:07.393	1:37.492	80.240	10
7	38	Scot Adam	Supertwin	Ducati	1098ST	10	16:45.900	1:18.341	1:38.693	79.264	4
8	173	Robert Eagling	GP1	Suzuki	1000	10	16:52.526	1:24.967	1:39.658	78.496	5
9	12	Tony Rainford	GP1	Suzuki	1000	10	17:04.969	1:37.410	1:40.509	77.832	3
10	88	Andre Nakkurt	GP1	Kawasaki	600	9	15:27.917	1 Lap	1:40.403	77.914	4
11	51	Charlie Flett	Supertwin	Ducati	1098ST	9	16:48.845	1 Lap	1:50.546	70.765	6
12	25	Brian Motherby	GP1	Suzuki	1000	8	15:33.518	2 Laps	1:54.401	68.381	7

Not classified ()

7	Ross Connolly	GP1	Suzuki	1000	9	14:30.076	DNF	1:31.666	85.340	7
156	Dave Jackson	GP1	Honda	1000	7	10:51.192	DNF	1:32.124	84.916	2
69	Neil Gregory	GP1	Suzuki	1000	5	8:16.321	DNF	1:37.221	80.464	2
1	Peter Baker	GP1	Suzuki	1000	10	15:54.081	DQ	1:31.691	85.317	2

Announcements

No.1 - Disqualified - REMOUNTING

Margin of Victory	Avg. Speed	Best Lap Tm	Best Spd	Best Lap by
51.002	84.337	1:31.363	85.623	71 - Philip Crowe

Chief Timekeeper:

Clerk of Course:

Weather &Track;Bright / Dry

Results: www.sportstiming.com





Thundersport GB - Rounds 7 and 8

Lapchart

BSN Thundersport GP1

Cadwell Park 2.173 Miles

Race 11

31/05/2010 15:06

Race started at 15:06:47

Competitors	Laps											
	0	1	2	3	4	5	6	7	8	9	10	
Philip Crowe (71)	1	71	156	156	156	156	156	156	1	1	1	71
Ross Connolly (7)	2	7	7	1	1	1	1	1	156	71	71	1
Peter Baker (1)	3	1	1	7	7	7	7	7	7	7	7	77
Dave Jackson (156)	4	156	71	71	71	71	71	71	71	77	77	157
Jason Byard (76)	5	76	76	76	76	76	76	77	77	157	157	76
Les Liney (47)	6	47	157	157	157	157	69	76	76	76	76	46
Scot Adam (38)	7	38	47	69	69	69	157	157	157	46	46	47
Neil Gregory (69)	8	69	69	77	77	77	77	46	46	47	47	38
Lee Reveley (77)	9	77	77	47	47	46	46	47	47	38	38	173
Greg Lewis (46)	10	46	46	46	46	47	47	38	38	173	173	12
Angelo DeRosa (157)	11	157	38	38	38	38	38	173	173	12	12	
Tony Rainford (12)	12	12	12	12	12	12	173	12	12	88	88	
Robert Eagling (173)	13	173	173	173	173	173	12	88	88	51	51	
Charlie Flett (51)	14	51	88	88	88	88	88	51	51	25		
Andre Nakkurt (88)	15	88	51	51	51	51	51	25	25			
Brian Motherby (25)	16	25	25	25	25	25	25					

Chief Timekeeper:

Clerk of Course:

Weather &Track;Bright / Dry

Results: www.sportstimingservices.com

Printed: 31/05/2010 15:26:48





Thundersport GB - Rounds 7 and 8

BSN Thundersport GP1

Cadwell Park 2.173 Miles

Race 11

31/05/2010 15:06

Race started at 15:06:47

Lap	Lap Tm	Diff	Time of Day
(71) Philip Crowe			
1	1:37.362	+5.999	15:08:26.212
2	1:32.267	+0.904	15:09:58.479
3	1:31.868	+0.505	15:11:30.347
4	1:32.335	+0.972	15:13:02.682
5	1:32.942	+1.579	15:14:35.624
6	1:32.294	+0.931	15:16:07.918
7	1:31.768	+0.405	15:17:39.686
8	1:31.853	+0.490	15:19:11.539
9	1:31.363		15:20:42.902
10	1:32.103	+0.740	15:22:15.005

(77) Lee Reveley			
1	1:42.383	+6.849	15:08:32.932
2	1:37.600	+2.066	15:10:10.532
3	1:37.420	+1.886	15:11:47.952
4	1:37.820	+2.286	15:13:25.772
5	1:38.397	+2.863	15:15:04.169
6	1:36.756	+1.222	15:16:40.925
7	1:36.828	+1.294	15:18:17.753
8	1:35.534		15:19:53.287
9	1:35.897	+0.363	15:21:29.184
10	1:36.823	+1.289	15:23:06.007

(157) Angelo DeRosa			
1	1:40.679	+3.523	15:08:31.283
2	1:38.004	+0.848	15:10:09.287
3	1:37.693	+0.537	15:11:46.980
4	1:38.303	+1.147	15:13:25.283
5	1:38.738	+1.582	15:15:04.021
6	1:38.709	+1.553	15:16:42.730
7	1:38.273	+1.117	15:18:21.003
8	1:37.467	+0.311	15:19:58.470
9	1:37.214	+0.058	15:21:35.684
10	1:37.156		15:23:12.840

(76) Jason Byard			
1	1:40.525	+3.411	15:08:30.239
2	1:38.488	+1.374	15:10:08.727
3	1:37.939	+0.825	15:11:46.666
4	1:38.530	+1.416	15:13:25.196
5	1:38.151	+1.037	15:15:03.347
6	1:39.290	+2.176	15:16:42.637
7	1:37.813	+0.699	15:18:20.450
8	1:38.339	+1.225	15:19:58.789
9	1:37.128	+0.014	15:21:35.917
10	1:37.114		15:23:13.031

(46) Greg Lewis			
1	1:43.016	+5.378	15:08:33.573
2	1:39.158	+1.520	15:10:12.731
3	1:38.606	+0.968	15:11:51.337
4	1:37.944	+0.306	15:13:29.281
5	1:38.398	+0.760	15:15:07.679
6	1:39.646	+2.008	15:16:47.325
7	1:39.927	+2.289	15:18:27.252
8	1:38.576	+0.938	15:20:05.828
9	1:38.732	+1.094	15:21:44.560
10	1:37.638		15:23:22.198

(47) Les Liney			
1	1:42.312	+4.820	15:08:32.376
2	1:39.818	+2.326	15:10:12.194
3	1:38.655	+1.163	15:11:50.849
4	1:38.849	+1.357	15:13:29.698
5	1:38.244	+0.752	15:15:07.942
6	1:39.484	+1.992	15:16:47.426
7	1:40.520	+3.028	15:18:27.946
8	1:38.056	+0.564	15:20:06.002
9	1:38.904	+1.412	15:21:44.906
10	1:37.492		15:23:22.398

(38) Scot Adam			
1	1:44.271	+5.578	15:08:34.340
2	1:39.514	+0.821	15:10:13.854
3	1:39.054	+0.361	15:11:52.908
4	1:38.693		15:13:31.601
5	1:39.266	+0.573	15:15:10.867
6	1:40.148	+1.455	15:16:51.015
7	1:39.173	+0.480	15:18:30.188
8	1:40.218	+1.525	15:20:10.406
9	1:40.733	+2.040	15:21:51.139
10	1:42.207	+3.514	15:23:33.346

(173) Robert Eagling			
1	1:45.203	+5.545	15:08:36.312
2	1:40.257	+0.599	15:10:16.569
3	1:40.452	+0.794	15:11:57.021
4	1:41.060	+1.402	15:13:38.081
5	1:39.658		15:15:17.739
6	1:40.062	+0.404	15:16:57.801
7	1:39.750	+0.092	15:18:37.551
8	1:42.382	+2.724	15:20:19.933
9	1:39.862	+0.204	15:21:59.795
10	1:40.177	+0.519	15:23:39.972

(12) Tony Rainford			
1	1:44.886	+4.377	15:08:35.639
2	1:40.647	+0.138	15:10:16.286
3	1:40.509		15:11:56.795
4	1:41.080	+0.571	15:13:37.875
5	1:41.353	+0.844	15:15:19.228
6	1:42.072	+1.563	15:17:01.300
7	1:41.599	+1.090	15:18:42.899
8	1:41.763	+1.254	15:20:24.662
9	1:43.211	+2.702	15:22:07.873
10	1:44.542	+4.033	15:23:52.415

(88) Andre Nakkurt			
1	1:45.137	+4.734	15:08:36.792
2	1:41.450	+1.047	15:10:18.242
3	1:40.516	+0.113	15:11:58.758
4	1:40.403		15:13:39.161
5	1:40.565	+0.162	15:15:19.726
6	1:42.489	+2.086	15:17:02.215
7	1:42.392	+1.989	15:18:44.607
8	1:44.995	+4.592	15:20:29.602
9	1:45.761	+5.358	15:22:15.363

(51) Charlie Flett			
1	1:50.747	+0.201	15:08:42.343

2	1:51.839	+1.293	15:10:34.182
3	1:52.011	+1.465	15:12:26.193
4	1:52.177	+1.631	15:14:18.370
5	1:51.513	+0.967	15:16:09.883
6	1:50.546		15:18:00.429
7	1:52.401	+1.855	15:19:52.830
8	1:52.074	+1.528	15:21:44.904
9	1:51.387	+0.841	15:23:36.291

(25) Brian Motherby			
1	1:58.185	+3.784	15:08:50.025
2	1:57.201	+2.800	15:10:47.226
3	1:56.206	+1.805	15:12:43.432
4	1:55.966	+1.565	15:14:39.398
5	1:54.965	+0.564	15:16:34.363
6	1:55.272	+0.871	15:18:29.635
7	1:54.401		15:20:24.036
8	1:56.928	+2.527	15:22:20.964

(7) Ross Connolly			
1	1:36.448	+4.782	15:08:25.474
2	1:32.289	+0.623	15:09:57.763
3	1:32.168	+0.502	15:11:29.931
4	1:32.403	+0.737	15:13:02.334
5	1:32.858	+1.192	15:14:35.192
6	1:32.229	+0.563	15:16:07.421
7	1:31.666		15:17:39.087
8	2:01.494	+29.828	15:19:40.581
9	1:36.941	+5.275	15:21:17.522

(156) Dave Jackson			
1	1:34.971	+2.847	15:08:24.263
2	1:32.124		15:09:56.387
3	1:32.402	+0.278	15:11:28.789
4	1:32.329	+0.205	15:13:01.118
5	1:32.390	+0.266	15:14:33.508
6	1:32.420	+0.296	15:16:05.928
7	1:32.710	+0.586	15:17:38.638

(69) Neil Gregory			
1	1:42.023	+4.802	15:08:32.556
2	1:37.221		15:10:09.777
3	1:37.551	+0.330	15:11:47.328
4	1:38.334	+1.113	15:13:25.662
5	1:38.105	+0.884	15:15:03.767

(1) Peter Baker			
1	1:36.544	+4.853	15:08:25.613
2	1:31.691		15:09:57.304
3	1:32.351	+0.660	15:11:29.655
4	1:32.289	+0.598	15:13:01.944
5	1:32.372	+0.681	15:14:34.316
6	1:32.387	+0.696	15:16:06.703
7	1:31.694	+0.003	15:17:38.397
8	1:31.752	+0.061	15:19:10.149
9	1:31.818	+0.127	15:20:41.967
10	1:59.560	+27.869	15:22:41.527

Chief Timekeeper:
Clerk of Course:
Weather &Track;Bright / Dry
Results: www.sportstimingservices.com
Printed: 31/05/2010 15:26:25





Thundersport GB - Rounds 7 and 8

Sorted on Best Lap time

Buff Supermono - Nitro Moto 450

Cadwell Park 2.173 Miles

1st Qualifying

29/05/2010 15:19

Practice started at 15:19:09

Pos	No.	Name	Class	Make	Model	Best Tm	In Lap	Diff	2nd Best	2nd Lap
1	23	Danny Murphy	Moto 450	Aprilia	450M	1:49.083	6		1:51.148	4
2	25	Ben Gautrey	Moto 450	Aprilia	450M	1:50.609	9	1.526	1:50.698	7
3	94	Phil Page	Moto 450	Aprilia	450M	1:50.796	7	1.713	1:51.514	10
4	44	Michael Burge	Supermono	Rotax	640	1:53.751	7	4.668	1:55.873	6
5	100	Connor Tagg	Moto 450	Aprilia	450M	1:54.109	7	5.026	1:54.630	6
6	5	Mark Lawes	Supermono	BMW	720	1:54.252	9	5.169	1:55.620	6
7	30	Liam Shellcock	Moto 450	Aprilia	450M	1:54.624	5	5.541	1:56.270	2
8	8	Dave Harnett	Supermono	KTM	660	1:55.341	7	6.258	1:55.456	5
9	57	Jonathan Good	Supermono	Yamaha	686	1:55.695	4	6.612	1:57.042	3
10	14	Will Hodgson	Moto 450	Aprilia	450M	1:55.945	7	6.862	1:56.110	9
11	80	Acea Webb	Moto 450	Aprilia	450M	1:59.153	5	10.070	1:59.644	6
12	17	Aria Lane	Supermono	Honda	450	1:59.338	9	10.255	1:59.696	8
13	51	Mark Hughes	Supermono	Rotax	680	1:59.550	8	10.467	1:59.922	5
14	41	Martin Jarvis	Supermono	KTM	650	2:01.912	6	12.829	2:02.371	5
15	31	James Stacey	Moto 450	Honda	450M	2:05.571	5	16.488	2:06.842	4
16	75	James Luck	Supermono	Yamaha	600	2:05.679	5	16.596	2:06.461	4
17	19	Blake Woulds	Moto 450	Aprilia	450M	2:07.513	8	18.430	2:07.660	7
18	88	Andrew Driver	Supermono	MZ	690	2:10.919	6	21.836	2:11.445	5
19	50	Robbie Robson	Moto 450	KTM	450M	2:17.944	7	28.861	2:18.658	8

Chief Timekeeper:

Clerk of Course:

Weather & Track : Cloudy / Wet

Results: www.sportstimingservices.com

Printed: 29/05/2010 15:40:17





Thundersport GB - Rounds 7 and 8

Sorted on Best Lap time

Buff Supermono - Nitro Moto 450

Cadwell Park 2.173 Miles

2nd Qualifying

30/05/2010 10:43

Practice started at 10:43:34

Pos	No.	Name	Class	Make	Model	Best Tm	In Lap	Diff	2nd Best	2nd Lap
1	23	Danny Murphy	Moto 450	Aprilia	450M	1:45.028	5		1:46.945	4
2	25	Ben Gautrey	Moto 450	Aprilia	450M	1:45.304	5	0.276	1:47.252	4
3	4	Ivan Porter	Supermono	Rotax	660	1:45.918	4	0.890	1:46.898	5
4	94	Phil Page	Moto 450	Aprilia	450M	1:46.317	5	1.289	1:47.639	3
5	14	Will Hodgson	Moto 450	Aprilia	450M	1:48.086	3	3.058	1:48.320	4
6	30	Liam Shellcock	Moto 450	Aprilia	450M	1:50.406	2	5.378	1:51.150	1
7	51	Mark Hughes	Supermono	Rotax	680	1:51.640	4	6.612	1:53.981	3
8	17	Aria Lane	Supermono	Honda	450	1:53.067	3	8.039	1:56.030	2
9	44	Michael Burge	Supermono	Rotax	640	1:53.173	3	8.145	1:55.462	2
10	41	Martin Jarvis	Supermono	KTM	650	1:55.206	4	10.178	1:58.467	3
11	75	James Luck	Supermono	Yamaha	600	1:57.652	2	12.624	2:01.451	1
12	57	Jonathan Good	Supermono	Yamaha	686	1:58.638	3	13.610	1:59.713	2
13	19	Blake Woulds	Moto 450	Aprilia	450M	2:00.276	3	15.248	2:00.279	4
14	88	Andrew Driver	Supermono	MZ	690	2:01.500	4	16.472	2:03.703	3
15	80	Acea Webb	Moto 450	Aprilia	450M	2:03.202	4	18.174	2:05.501	3
16	50	Robbie Robson	Moto 450	KTM	450M	2:08.803	3	23.775	2:09.032	1
17	100	Connor Tagg	Moto 450	Aprilia	450M	2:09.337	1	24.309		0
18	8	Dave Harnett	Supermono	KTM	660		0			0

Chief Timekeeper:

Clerk of Course:

Weather &Track :Bright / Drying

Results: www.sportstimingservices.com

Printed: 30/05/2010 10:59:44





Thundersport GB - Rounds 7 and 8

Buff Supermono - Nitro Moto 450

Cadwell Park 2.173 Miles

Qualifying Overall

Pos	No.	Name	Class	Make	Model	Overall BestTm	R1. Best Tm	R2. Best Tm	Diff
1	23	Danny Murphy	Moto 450	Aprilia	450M	1:45.028	1:49.083	1:45.028	
2	25	Ben Gautrey	Moto 450	Aprilia	450M	1:45.304	1:50.609	1:45.304	0.276
3	4	Ivan Porter	Supermono	Rotax	660	1:45.918		1:45.918	0.890
4	94	Phil Page	Moto 450	Aprilia	450M	1:46.317	1:50.796	1:46.317	1.289
5	14	Will Hodgson	Moto 450	Aprilia	450M	1:48.086	1:55.945	1:48.086	3.058
6	30	Liam Shellcock	Moto 450	Aprilia	450M	1:50.406	1:54.624	1:50.406	5.378
7	51	Mark Hughes	Supermono	Rotax	680	1:51.640	1:59.550	1:51.640	6.612
8	17	Aria Lane	Supermono	Honda	450	1:53.067	1:59.338	1:53.067	8.039
9	44	Michael Burge	Supermono	Rotax	640	1:53.173	1:53.751	1:53.173	8.145
10	100	Connor Tagg	Moto 450	Aprilia	450M	1:54.109	1:54.109	2:09.337	9.081
11	5	Mark Lawes	Supermono	BMW	720	1:54.252	1:54.252		9.224
12	41	Martin Jarvis	Supermono	KTM	650	1:55.206	2:01.912	1:55.206	10.178
13	8	Dave Harnett	Supermono	KTM	660	1:55.341	1:55.341		10.313
14	57	Jonathan Good	Supermono	Yamaha	686	1:55.695	1:55.695	1:58.638	10.667
15	75	James Luck	Supermono	Yamaha	600	1:57.652	2:05.679	1:57.652	12.624
16	80	Acea Webb	Moto 450	Aprilia	450M	1:59.153	1:59.153	2:03.202	14.125
17	19	Blake Woulds	Moto 450	Aprilia	450M	2:00.276	2:07.513	2:00.276	15.248
18	88	Andrew Driver	Supermono	MZ	690	2:01.500	2:10.919	2:01.500	16.472
19	31	James Stacey	Moto 450	Honda	450M	2:05.571	2:05.571		20.543
20	50	Robbie Robson	Moto 450	KTM	450M	2:08.803	2:17.944	2:08.803	23.775

Chief Timekeeper:

Clerk of Course:

Weather & Track :Bright / Wet

Results: www.sportstimingservices.com

Printed: 30/05/2010 10:54:28





Thundersport GB - Rounds 7 and 8

Buff Supermono - Nitro Moto 450

Cadwell Park 2.173 Miles

Race 8 - (Superpole)

30/05/2010

Race



POLE POSITION

3	2	1	1
4	25	23	
6	5	4	2
30	14	94	
9	8	7	3
44	17	51	
12	11	10	4
41	5	100	
15	14	13	5
75	57	8	
18	17	16	6
88	19	80	
	20	19	7
	50	31	

Chief Timekeeper:
 Clerk of Course:
 Weather &Track :Bright / Drying
 Results: www.sportstimingservices.com
 Printed: 30/05/2010 10:56:07





Thundersport GB - Rounds 7 and 8

Sorted on Laps

Buff Supermono - Nitro Moto 450

Cadwell Park 2.173 Miles

Race 8 - (Superpole)

30/05/2010 15:24

Race started at 15:24:36

Pos	No.	Name	Class	Make	Model	Laps	Total Tm	Diff	Best Tm	Best Spd	In Lap
1	4	Ivan Porter	Supermono	Rotax	660	9	15:28.581		1:41.835	76.818	4
2	5	Mark Lawes	Supermono	BMW	720	9	15:29.654	1.073	1:39.113	78.928	9
3	25	Ben Gautrey	Moto 450	Aprilia	450M	9	15:34.496	5.915	1:42.376	76.412	7
4	23	Danny Murphy	Moto 450	Aprilia	450M	9	15:38.630	10.049	1:40.932	77.506	5
5	51	Mark Hughes	Supermono	Rotax	680	9	15:54.389	25.808	1:44.003	75.217	8
6	17	Aria Lane	Supermono	Honda	450	9	15:54.496	25.915	1:44.170	75.096	7
7	8	Dave Harnett	Supermono	KTM	660	9	16:06.545	37.964	1:43.176	75.820	5
8	44	Michael Burge	Supermono	Rotax	640	9	16:24.942	56.361	1:47.637	72.678	2
9	41	Martin Jarvis	Supermono	KTM	650	9	16:53.205	1:24.624	1:48.477	72.115	8
10	88	Andrew Driver	Supermono	MZ	690	9	16:54.153	1:25.572	1:49.198	71.639	9
11	19	Blake Woulds	Moto 450	Aprilia	450M	9	17:00.306	1:31.725	1:50.762	70.627	9
12	31	James Stacey	Moto 450	Honda	450M	9	17:00.804	1:32.223	1:50.825	70.587	9
13	75	James Luck	Supermono	Yamaha	600	8	15:53.691	1 Lap	1:57.407	66.630	7
14	80	Acea Webb	Moto 450	Aprilia	450M	8	16:01.414	1 Lap	1:55.960	67.461	4
15	50	Robbie Robson	Moto 450	KTM	450M	8	16:36.184	1 Lap	2:01.307	64.488	8
Not classified ()											
	30	Liam Shellcock	Moto 450	Aprilia	450M	1	1:53.292	DNF	1:51.070	70.431	1
	94	Phil Page	Moto 450	Aprilia	450M		2.257	DNF		-	0
	57	Jonathan Good	Supermono	Yamaha	686		3.224	DNF		-	0

Announcements

No.23 - 20 Second Penalty added - JUMP START

Margin of Victory	Avg. Speed	Best Lap Tm	Best Spd	Best Lap by
1.073	75.820	1:39.113	78.928	5 - Mark Lawes

Chief Timekeeper:

Clerk of Course:

Weather &Track :Bright / Wet

Results: www.sportstiming.com





Thundersport GB - Rounds 7 and 8

Lapchart

Buff Supermono - Nitro Moto 450

Cadwell Park 2.173 Miles

Race 8 - (Superpole)

30/05/2010 15:24

Race started at 15:24:36

Competitors	Laps									
	0	1	2	3	4	5	6	7	8	9
Danny Murphy (23)	1	23	23	23	23	23	23	23	23	23
Ben Gautrey (25)	2	25	4	4	4	4	4	4	4	4
Ivan Porter (4)	3	4	25	25	25	25	25	25	5	5
Liam Shellcock (30)	4	30	17	17	17	5	5	5	5	25
Phil Page (94)	5	94	5	5	5	8	8	17	17	51
Aria Lane (17)	6	17	30	8	8	17	17	51	51	17
Mark Hughes (51)	7	51	8	51	51	51	51	8	8	8
Michael Burge (44)	8	44	51	44	44	44	44	44	44	44
Mark Lawes (5)	9	5	44	41	41	41	41	88	41	41
Jonathan Good (57)	10	57	41	19	88	88	88	88	41	88
Martin Jarvis (41)	11	41	19	88	19	19	19	19	19	19
Dave Harnett (8)	12	8	31	31	31	31	31	31	31	31
Blake Woulds (19)	13	19	88	80	80	80	75	75	75	75
Andrew Driver (88)	14	88	80	75	75	75	80	80	80	80
James Stacey (31)	15	31	75	50	50	50	50	50	50	50
Acea Webb (80)	16	80	50							
Robbie Robson (50)	17	50								
James Luck (75)	18	75								

Chief Timekeeper:

Clerk of Course:

Weather &Track :Bright / Wet

Results: www.sportstimingservices.com

Printed: 30/05/2010 15:45:30





Thundersport GB - Rounds 7 and 8

Buff Supermono - Nitro Moto 450

Cadwell Park 2.173 Miles

Race 8 - (Superpole)

30/05/2010 15:24

Race started at 15:24:36

Lap	Lap Tm	Diff	Time of Day
(4) Ivan Porter			
1	1:45.806	+3.971	15:26:24.074
2	1:42.264	+0.429	15:28:06.338
3	1:42.139	+0.304	15:29:48.477
4	1:41.835		15:31:30.312
5	1:42.562	+0.727	15:33:12.874
6	1:43.007	+1.172	15:34:55.881
7	1:42.785	+0.950	15:36:38.666
8	1:42.722	+0.887	15:38:21.388
9	1:43.635	+1.800	15:40:05.023

(5) Mark Lawes			
1	1:49.610	+10.497	15:26:29.268
2	1:44.984	+5.871	15:28:14.252
3	1:45.216	+6.103	15:29:59.468
4	1:42.611	+3.498	15:31:42.079
5	1:41.290	+2.177	15:33:23.369
6	1:41.544	+2.431	15:35:04.913
7	1:40.559	+1.446	15:36:45.472
8	1:41.511	+2.398	15:38:26.983
9	1:39.113		15:40:06.096

(25) Ben Gautrey			
1	1:47.745	+5.369	15:26:25.736
2	1:43.138	+0.762	15:28:08.874
3	1:43.429	+1.053	15:29:52.303
4	1:43.527	+1.151	15:31:35.830
5	1:43.171	+0.795	15:33:19.001
6	1:43.667	+1.291	15:35:02.668
7	1:42.376		15:36:45.044
8	1:43.327	+0.951	15:38:28.371
9	1:42.567	+0.191	15:40:10.938

(23) Danny Murphy			
1	1:46.215	+5.283	15:26:23.042
2	1:42.128	+1.196	15:28:05.170
3	1:41.376	+0.444	15:29:46.546
4	1:41.680	+0.748	15:31:28.226
5	1:40.932		15:33:09.158
6	1:40.991	+0.059	15:34:50.149
7	1:42.513	+1.581	15:36:32.662
8	1:41.054	+0.122	15:38:13.716
9	1:41.356	+0.424	15:39:55.072

(51) Mark Hughes			
1	1:52.506	+8.503	15:26:31.483
2	1:45.950	+1.947	15:28:17.433
3	1:45.760	+1.757	15:30:03.193
4	1:44.770	+0.767	15:31:47.963
5	1:44.587	+0.584	15:33:32.550
6	1:45.360	+1.357	15:35:17.910
7	1:44.245	+0.242	15:37:02.155
8	1:44.003		15:38:46.158
9	1:44.673	+0.670	15:40:30.831

(17) Aria Lane			
1	1:48.386	+4.216	15:26:27.339
2	1:44.968	+0.798	15:28:12.307
3	1:46.987	+2.817	15:29:59.294
4	1:45.788	+1.618	15:31:45.082

Lap	Lap Tm	Diff	Time of Day
5	1:46.294	+2.124	15:33:31.376
6	1:46.053	+1.883	15:35:17.429
7	1:44.170		15:37:01.599
8	1:44.673	+0.503	15:38:46.272
9	1:44.666	+0.496	15:40:30.938

(8) Dave Harnett			
1	1:50.248	+7.072	15:26:30.322
2	1:44.563	+1.387	15:28:14.885
3	1:44.850	+1.674	15:29:59.735
4	1:43.472	+0.296	15:31:43.207
5	1:43.176		15:33:26.383
6	1:55.279	+12.103	15:35:21.662
7	1:46.976	+3.800	15:37:08.638
8	1:47.047	+3.871	15:38:55.685
9	1:47.302	+4.126	15:40:42.987

(44) Michael Burge			
1	1:52.305	+4.668	15:26:31.779
2	1:47.637		15:28:19.416
3	1:47.968	+0.331	15:30:07.384
4	1:47.900	+0.263	15:31:55.284
5	1:49.473	+1.836	15:33:44.757
6	1:50.222	+2.585	15:35:34.979
7	1:48.278	+0.641	15:37:23.257
8	1:48.471	+0.834	15:39:11.728
9	1:49.656	+2.019	15:41:01.384

(41) Martin Jarvis			
1	1:53.850	+5.373	15:26:33.639
2	1:50.763	+2.286	15:28:24.402
3	1:51.363	+2.886	15:30:15.765
4	1:57.580	+9.103	15:32:13.345
5	1:54.149	+5.672	15:34:07.494
6	1:52.599	+4.122	15:36:00.093
7	1:51.874	+3.397	15:37:51.967
8	1:48.477		15:39:40.444
9	1:49.203	+0.726	15:41:29.647

(88) Andrew Driver			
1	1:57.501	+8.303	15:26:38.378
2	1:52.893	+3.695	15:28:31.271
3	1:52.549	+3.351	15:30:23.820
4	1:53.295	+4.097	15:32:17.115
5	1:51.743	+2.545	15:34:08.858
6	1:51.702	+2.504	15:36:00.560
7	1:51.151	+1.953	15:37:51.711
8	1:49.686	+0.488	15:39:41.397
9	1:49.198		15:41:30.595

(19) Blake Woulds			
1	1:57.001	+6.239	15:26:37.201
2	1:53.775	+3.013	15:28:30.976
3	1:54.088	+3.326	15:30:25.064
4	1:53.229	+2.467	15:32:18.293
5	1:52.391	+1.629	15:34:10.684
6	1:52.430	+1.668	15:36:03.114
7	1:51.447	+0.685	15:37:54.561
8	1:51.425	+0.663	15:39:45.986
9	1:50.762		15:41:36.748

Lap	Lap Tm	Diff	Time of Day
(31) James Stacey			
1	1:56.909	+6.084	15:26:37.848
2	1:54.349	+3.524	15:28:32.197
3	1:53.518	+2.693	15:30:25.715
4	1:53.086	+2.261	15:32:18.801
5	1:52.604	+1.779	15:34:11.405
6	1:52.400	+1.575	15:36:03.805
7	1:51.278	+0.453	15:37:55.083
8	1:51.338	+0.513	15:39:46.421
9	1:50.825		15:41:37.246

(75) James Luck			
1	2:01.410	+4.003	15:26:43.121
2	1:58.540	+1.133	15:28:41.661
3	1:59.846	+2.439	15:30:41.507
4	1:57.999	+0.592	15:32:39.506
5	1:57.799	+0.392	15:34:37.305
6	1:57.553	+0.146	15:36:34.858
7	1:57.407		15:38:32.265
8	1:57.868	+0.461	15:40:30.133

(80) Acea Webb			
1	1:58.103	+2.143	15:26:39.246
2	1:56.131	+0.171	15:28:35.377
3	1:57.185	+1.225	15:30:32.562
4	1:55.960		15:32:28.522
5	2:16.128	+20.168	15:34:44.650
6	1:59.511	+3.551	15:36:44.161
7	1:56.881	+0.921	15:38:41.042
8	1:56.814	+0.854	15:40:37.856

(50) Robbie Robson			
1	2:05.389	+4.082	15:26:46.708
2	2:04.947	+3.640	15:28:51.655
3	2:04.357	+3.050	15:30:56.012
4	2:04.297	+2.990	15:33:00.309
5	2:05.843	+4.536	15:35:06.152
6	2:03.211	+1.904	15:37:09.363
7	2:01.956	+0.649	15:39:11.319
8	2:01.307		15:41:12.626

(30) Liam Shellcock			
1	1:51.070		15:26:29.734

Chief Timekeeper:

Clerk of Course:

Weather & Track :Bright / Wet

Results: www.sportstimingservices.com





Thundersport GB - Rounds 7 and 8


Buff Supermono - Nitro Moto 450

Cadwell Park 2.173 Miles

Race Grids - Monday

31/05/2010

Race



POLE POSITION

3 25	2 5	1 4	1
6 14	5 94	4 23	2
9 17	8 51	7 30	3
12 41	11 100	10 44	4
15 75	14 57	13 8	5
18 88	17 19	16 80	6
	20 50	19 31	7

Chief Timekeeper:

Clerk of Course:

Weather &Track :Bright / Wet

Results: www.sportstimingservices.com

Printed: 30/05/2010 15:47:31





Thundersport GB - Rounds 7 and 8

Buff Supermono - Nitro Moto 450

Cadwell Park 2.173 Miles

Race 3

Pos	No.	Name	Class	Make	Model	Laps	Total Tm	Diff
1	4	Ivan Porter	Supermono	Rotax	660	7	11:50.542	
2	23	Danny Murphy	Moto 450	Aprilia	450M	7	11:51.381	0.839
3	25	Ben Gautrey	Moto 450	Aprilia	450M	7	11:52.224	1.682
4	100	Connor Tagg	Moto 450	Aprilia	450M	7	11:57.962	7.420
5	8	Dave Harnett	Supermono	KTM	660	7	12:28.233	37.691
6	57	Jonathan Good	Supermono	Yamaha	686	7	12:29.910	39.368
7	94	Phil Page	Moto 450	Aprilia	450M	7	12:33.838	43.296
8	17	Aria Lane	Supermono	Honda	450	7	12:34.103	43.561
9	51	Mark Hughes	Supermono	Rotax	680	7	12:34.505	43.963
10	14	Will Hodgson	Moto 450	Aprilia	450M	7	12:44.111	53.569
11	19	Blake Woulds	Moto 450	Aprilia	450M	7	13:05.036	1:14.494
12	31	James Stacey	Moto 450	Honda	450M	7	13:07.917	1:17.375
13	41	Martin Jarvis	Supermono	KTM	650	7	13:07.989	1:17.447
14	88	Andrew Driver	Supermono	MZ	690	7	13:10.812	1:20.270
15	5	Mark Lawes	Supermono	BMW	720	3	5:06.002	4 Laps
16	44	Michael Burge	Supermono	Rotax	640	3	5:27.081	21.079
17	80	Acea Webb	Moto 450	Aprilia	450M	3	5:47.440	41.438
18	50	Robbie Robson	Moto 450	KTM	450M	0		
19	30	Liam Shellcock	Moto 450	Aprilia	450M	0		

Chief Timekeeper:

Clerk of Course:

Weather &Track;Bright / Dry

Results: www.sportstimingservices.com

Printed: 31/05/2010 11:42:15





Thundersport GB - Rounds 7 and 8

Sorted on Laps

Buff Supermono - Nitro Moto 450

Cadwell Park 2.173 Miles

Race 3 - 1st Part

31/05/2010 11:16

Race started at 11:16:05

Pos	No.	Name	Class	Make	Model	Laps	Total Tm	Diff	Best Tm	Best Spd	In Lap
1	5	Mark Lawes	Supermono	BMW	720	3	5:06.002		1:39.192	78.865	2
2	4	Ivan Porter	Supermono	Rotax	660	3	5:06.381	0.379	1:40.040	78.197	3
3	23	Danny Murphy	Moto 450	Aprilia	450M	3	5:06.704	0.702	1:39.356	78.735	3
4	25	Ben Gautrey	Moto 450	Aprilia	450M	3	5:07.749	1.747	1:40.730	77.661	3
5	100	Connor Tagg	Moto 450	Aprilia	450M	3	5:12.840	6.838	1:40.746	77.649	3
6	14	Will Hodgson	Moto 450	Aprilia	450M	3	5:26.690	20.688	1:47.393	72.843	2
7	8	Dave Harnett	Supermono	KTM	660	3	5:26.779	20.777	1:47.173	72.992	2
8	44	Michael Burge	Supermono	Rotax	640	3	5:27.081	21.079	1:46.939	73.152	2
9	94	Phil Page	Moto 450	Aprilia	450M	3	5:27.248	21.246	1:47.015	73.100	3
10	17	Aria Lane	Supermono	Honda	450	3	5:27.950	21.948	1:48.015	72.423	1
11	57	Jonathan Good	Supermono	Yamaha	686	3	5:28.234	22.232	1:47.957	72.462	3
12	51	Mark Hughes	Supermono	Rotax	680	3	5:28.250	22.248	1:47.151	73.007	2
13	31	James Stacey	Moto 450	Honda	450M	3	5:43.609	37.607	1:50.227	70.970	3
14	41	Martin Jarvis	Supermono	KTM	650	3	5:44.401	38.399	1:51.912	69.901	3
15	19	Blake Woulds	Moto 450	Aprilia	450M	3	5:45.241	39.239	1:52.245	69.694	3
16	88	Andrew Driver	Supermono	MZ	690	3	5:47.205	41.203	1:52.359	69.623	3
17	80	Acea Webb	Moto 450	Aprilia	450M	3	5:47.440	41.438	1:51.715	70.025	3
Not classified ()											
	50	Robbie Robson	Moto 450	KTM	450M	3	5:54.878	DNF	1:55.751	67.583	2
	30	Liam Shellcock	Moto 450	Aprilia	450M	1	1:51.641	DNF	1:48.925	71.818	1

Margin of Victory	Avg. Speed	Best Lap Tm	Best Spd	Best Lap by
0.379	76.693	1:39.192	78.865	5 - Mark Lawes

Chief Timekeeper:

Clerk of Course:

Weather &Track;Bright / Dry

Results: www.sportstiming.com





Thundersport GB - Rounds 7 and 8

Lapchart

Buff Supermono - Nitro Moto 450

Cadwell Park 2.173 Miles

Race 3 - 1st Part

31/05/2010 11:16

Race started at 11:16:05

Competitors	Laps			
	0	1	2	3
Ivan Porter (4)	1	4	25	4 5
Ben Gautrey (25)	2	25	4	5 4
Mark Lawes (5)	3	5	23	25 23
Will Hodgson (14)	4	14	5	23 25
Phil Page (94)	5	94	17	100 100
Danny Murphy (23)	6	23	100	14 14
Mark Hughes (51)	7	51	14	8 8
Aria Lane (17)	8	17	30	17 44
Liam Shellcock (30)	9	30	57	44 94
Connor Tagg (100)	10	100	94	94 17
Martin Jarvis (41)	11	41	8	57 57
Jonathan Good (57)	12	57	44	51 51
Dave Harnett (8)	13	8	51	41 31
Michael Burge (44)	14	44	19	19 41
Blake Woulds (19)	15	19	41	31 19
Andrew Driver (88)	16	88	88	88 88
Acea Webb (80)	17	80	31	80 80
James Stacey (31)	18	31	80	50 50
Robbie Robson (50)	19	50	50	

Chief Timekeeper:

Clerk of Course:

Weather &Track;Bright / Dry

Results: www.sportstimingservices.com

Printed: 31/05/2010 11:37:09





Thundersport GB - Rounds 7 and 8

Buff Supermono - Nitro Moto 450

Cadwell Park 2.173 Miles

Race 3 - 1st Part

31/05/2010 11:16

Race started at 11:16:05

Lap	Lap Tm	Diff	Time of Day
(5) Mark Lawes			
1	1:45.650	+6.458	11:17:52.679
2	1:39.192		11:19:31.871
3	1:39.562	+0.370	11:21:11.433
(4) Ivan Porter			
1	1:44.908	+4.868	11:17:51.700
2	1:40.072	+0.032	11:19:31.772
3	1:40.040		11:21:11.812
(23) Danny Murphy			
1	1:44.749	+5.393	11:17:52.442
2	1:40.337	+0.981	11:19:32.779
3	1:39.356		11:21:12.135
(25) Ben Gautrey			
1	1:44.314	+3.584	11:17:51.190
2	1:41.260	+0.530	11:19:32.450
3	1:40.730		11:21:13.180
(100) Connor Tagg			
1	1:47.932	+7.186	11:17:56.209
2	1:41.316	+0.570	11:19:37.525
3	1:40.746		11:21:18.271
(14) Will Hodgson			
1	1:49.417	+2.024	11:17:56.882
2	1:47.393		11:19:44.275
3	1:47.846	+0.453	11:21:32.121
(8) Dave Harnett			
1	1:48.778	+1.605	11:17:57.740
2	1:47.173		11:19:44.913
3	1:47.297	+0.124	11:21:32.210
(44) Michael Burge			
1	1:49.556	+2.617	11:17:58.531
2	1:46.939		11:19:45.470
3	1:47.042	+0.103	11:21:32.512
(94) Phil Page			
1	1:49.820	+2.805	11:17:57.494
2	1:48.170	+1.155	11:19:45.664
3	1:47.015		11:21:32.679
(17) Aria Lane			
1	1:48.015		11:17:56.159
2	1:48.832	+0.817	11:19:44.991
3	1:48.390	+0.375	11:21:33.381
(57) Jonathan Good			
1	1:48.270	+0.313	11:17:57.155
2	1:48.553	+0.596	11:19:45.708
3	1:47.957		11:21:33.665
(51) Mark Hughes			
1	1:51.213	+4.062	11:17:59.223
2	1:47.151		11:19:46.374
3	1:47.307	+0.156	11:21:33.681

Lap	Lap Tm	Diff	Time of Day
(31) James Stacey			
1	1:56.056	+5.829	11:18:06.070
2	1:52.743	+2.516	11:19:58.813
3	1:50.227		11:21:49.040
(41) Martin Jarvis			
1	1:55.317	+3.405	11:18:04.085
2	1:53.835	+1.923	11:19:57.920
3	1:51.912		11:21:49.832
(19) Blake Woulds			
1	1:54.639	+2.394	11:18:03.776
2	1:54.651	+2.406	11:19:58.427
3	1:52.245		11:21:50.672
(88) Andrew Driver			
1	1:55.824	+3.465	11:18:05.651
2	1:54.626	+2.267	11:20:00.277
3	1:52.359		11:21:52.636
(80) Acea Webb			
1	1:56.792	+5.077	11:18:06.800
2	1:54.356	+2.641	11:20:01.156
3	1:51.715		11:21:52.871
(50) Robbie Robson			
1	1:57.657	+1.906	11:18:07.994
2	1:55.751		11:20:03.745
3	1:56.564	+0.813	11:22:00.309
(30) Liam Shellcock			
1	1:48.925		11:17:57.072

Lap	Lap Tm	Diff	Time of Day
-----	--------	------	-------------

Chief Timekeeper:

Clerk of Course:

Weather &Track;Bright / Dry

Results: www.sportstimingservices.com





Thundersport GB - Rounds 7 and 8

Sorted on Laps

Buff Supermono - Nitro Moto 450

Cadwell Park 2.173 Miles

Race 3 - 2nd Part

31/05/2010 11:33

Race started at 11:33:22

Pos	No.	Name	Class	Make	Model	Laps	Total Tm	Diff	Best Tm	Best Spd	In Lap
1	4	Ivan Porter	Supermono	Rotax	660	4	6:44.160		1:39.441	78.668	2
2	25	Ben Gautrey	Moto 450	Aprilia	450M	4	6:44.474	0.314	1:39.136	78.910	4
3	23	Danny Murphy	Moto 450	Aprilia	450M	4	6:44.676	0.516	1:39.225	78.839	4
4	100	Connor Tagg	Moto 450	Aprilia	450M	4	6:45.121	0.961	1:38.450	79.460	4
5	8	Dave Harnett	Supermono	KTM	660	4	7:01.453	17.293	1:42.955	75.983	3
6	57	Jonathan Good	Supermono	Yamaha	686	4	7:01.675	17.515	1:42.893	76.028	4
7	17	Aria Lane	Supermono	Honda	450	4	7:06.152	21.992	1:44.219	75.061	4
8	51	Mark Hughes	Supermono	Rotax	680	4	7:06.254	22.094	1:44.044	75.187	2
9	94	Phil Page	Moto 450	Aprilia	450M	4	7:06.589	22.429	1:44.366	74.955	2
10	14	Will Hodgson	Moto 450	Aprilia	450M	4	7:17.420	33.260	1:46.995	73.114	2
11	19	Blake Woulds	Moto 450	Aprilia	450M	4	7:19.794	35.634	1:47.505	72.767	4
12	41	Martin Jarvis	Supermono	KTM	650	4	7:23.587	39.427	1:48.114	72.357	3
13	88	Andrew Driver	Supermono	MZ	690	4	7:23.606	39.446	1:48.615	72.023	2
14	31	James Stacey	Moto 450	Honda	450M	4	7:24.307	40.147	1:48.135	72.343	3

Not classified ()

5	Mark Lawes	Supermono	BMW	720		1.543	DNF	-	0
---	------------	-----------	-----	-----	--	-------	-----	---	---

Margin of Victory	Avg. Speed	Best Lap Tm	Best Spd	Best Lap by
0.314	77.423	1:38.450	79.460	100 - Connor Tagg

Chief Timekeeper:

Clerk of Course:

Weather &Track;Bright / Dry

Results: www.sportstiming.com





Lapchart

Hundersport GB - Rounds 7 and 8

Buff Supermono - Nitro Moto 450

Cadwell Park 2.173 Miles

Race 3 - 2nd Part

31/05/2010 11:33

Race started at 11:33:22

Competitors	Laps				
	0	1	2	3	4
Ivan Porter (4)	1	4	4	4	4
Ben Gautrey (25)	2	25	25	25	25
Mark Lawes (5)	3	5	23	23	23
Will Hodgson (14)	4	14	100	100	100
Danny Murphy (23)	5	23	17	8	8
Phil Page (94)	6	94	8	17	57
Mark Hughes (51)	7	51	14	57	51
Aria Lane (17)	8	17	94	94	17
Connor Tagg (100)	9	100	57	51	94
Jonathan Good (57)	10	57	51	14	14
Dave Harnett (8)	11	8	19	19	19
Martin Jarvis (41)	12	41	41	88	88
Blake Woulds (19)	13	19	88	41	41
Andrew Driver (88)	14	88	31	31	31
James Stacey (31)	15	31			

Chief Timekeeper:

Clerk of Course:

Weather &Track;Bright / Dry

Results: www.sportstimingservices.com





Thundersport GB - Rounds 7 and 8

Buff Supermono - Nitro Moto 450

Cadwell Park 2.173 Miles

Race 3 - 2nd Part

31/05/2010 11:33

Race started at 11:33:22

Lap	Lap Tm	Diff	Time of Day
(4) Ivan Porter			
1	1:42.774	+3.333	11:35:06.298
2	1:39.441		11:36:45.739
3	1:40.053	+0.612	11:38:25.792
4	1:40.550	+1.109	11:40:06.342
(25) Ben Gautrey			
1	1:43.411	+4.275	11:35:06.983
2	1:40.753	+1.617	11:36:47.736
3	1:39.784	+0.648	11:38:27.520
4	1:39.136		11:40:06.656
(23) Danny Murphy			
1	1:42.930	+3.705	11:35:07.205
2	1:40.767	+1.542	11:36:47.972
3	1:39.661	+0.436	11:38:27.633
4	1:39.225		11:40:06.858
(100) Connor Tagg			
1	1:44.848	+6.398	11:35:09.841
2	1:39.652	+1.202	11:36:49.493
3	1:39.360	+0.910	11:38:28.853
4	1:38.450		11:40:07.303
(8) Dave Harnett			
1	1:47.160	+4.205	11:35:12.691
2	1:44.959	+2.004	11:36:57.650
3	1:42.955		11:38:40.605
4	1:43.030	+0.075	11:40:23.635
(57) Jonathan Good			
1	1:48.571	+5.678	11:35:13.960
2	1:43.903	+1.010	11:36:57.863
3	1:43.101	+0.208	11:38:40.964
4	1:42.893		11:40:23.857
(17) Aria Lane			
1	1:47.907	+3.688	11:35:12.665
2	1:45.043	+0.824	11:36:57.708
3	1:46.407	+2.188	11:38:44.115
4	1:44.219		11:40:28.334
(51) Mark Hughes			
1	1:49.886	+5.842	11:35:14.616
2	1:44.044		11:36:58.660
3	1:45.214	+1.170	11:38:43.874
4	1:44.562	+0.518	11:40:28.436
(94) Phil Page			
1	1:49.508	+5.142	11:35:13.921
2	1:44.366		11:36:58.287
3	1:46.067	+1.701	11:38:44.354
4	1:44.417	+0.051	11:40:28.771
(14) Will Hodgson			
1	1:49.714	+2.719	11:35:13.845
2	1:46.995		11:37:00.840
3	1:48.763	+1.768	11:38:49.603
4	1:49.999	+3.004	11:40:39.602

Lap	Lap Tm	Diff	Time of Day
(19) Blake Woulds			
1	1:51.690	+4.185	11:35:17.520
2	1:49.086	+1.581	11:37:06.606
3	1:47.865	+0.360	11:38:54.471
4	1:47.505		11:40:41.976
(41) Martin Jarvis			
1	1:52.877	+4.763	11:35:18.419
2	1:50.203	+2.089	11:37:08.622
3	1:48.114		11:38:56.736
4	1:49.033	+0.919	11:40:45.769
(88) Andrew Driver			
1	1:52.752	+4.137	11:35:19.147
2	1:48.615		11:37:07.762
3	1:48.803	+0.188	11:38:56.565
4	1:49.223	+0.608	11:40:45.788
(31) James Stacey			
1	1:52.882	+4.747	11:35:19.475
2	1:49.845	+1.710	11:37:09.320
3	1:48.135		11:38:57.455
4	1:49.034	+0.899	11:40:46.489

Lap	Lap Tm	Diff	Time of Day
-----	--------	------	-------------

Chief Timekeeper:

Clerk of Course:

Weather &Track;Bright / Dry

Results: www.sportstimingservices.com

Printed: 31/05/2010 11:49:14





Thundersport GB - Rounds 7 and 8

Sorted on Laps

Buff Supermono - Nitro Moto 450

Cadwell Park 2.173 Miles

Race 12

31/05/2010 15:30

Race started at 15:30:12

Pos	No.	Name	Class	Make	Model	Laps	Total Tm	Diff	Best Tm	Best Spd	In Lap
1	5	Mark Lawes	Supermono	BMW	720	10	16:41.646		1:38.397	79.502	8
2	100	Connor Tagg	Moto 450	Aprilia	450M	10	16:46.262	4.616	1:38.663	79.288	10
3	23	Danny Murphy	Moto 450	Aprilia	450M	10	16:46.490	4.844	1:39.267	78.806	10
4	4	Ivan Porter	Supermono	Rotax	660	10	16:49.704	8.058	1:39.950	78.267	2
5	25	Ben Gautrey	Moto 450	Aprilia	450M	10	16:49.898	8.252	1:39.895	78.310	7
6	57	Jonathan Good	Supermono	Yamaha	686	10	17:15.442	33.796	1:41.221	77.284	5
7	17	Aria Lane	Supermono	Honda	450	10	17:19.043	37.397	1:42.103	76.617	8
8	30	Liam Shellcock	Moto 450	Aprilia	450M	10	17:19.900	38.254	1:42.268	76.493	5
9	51	Mark Hughes	Supermono	Rotax	680	10	17:40.808	59.162	1:43.826	75.345	5
10	14	Will Hodgson	Moto 450	Aprilia	450M	10	17:41.929	1:00.283	1:44.661	74.744	3
11	44	Michael Burge	Supermono	Rotax	640	10	17:41.933	1:00.287	1:43.785	75.375	10
12	19	Blake Woulds	Moto 450	Aprilia	450M	10	18:12.488	1:30.842	1:46.848	73.214	8
13	88	Andrew Driver	Supermono	MZ	690	10	18:14.646	1:33.000	1:45.964	73.825	10
14	80	Acea Webb	Moto 450	Aprilia	450M	10	18:17.535	1:35.889	1:47.637	72.678	9
15	31	James Stacey	Moto 450	Honda	450M	10	18:22.146	1:40.500	1:47.847	72.536	10
16	41	Martin Jarvis	Supermono	KTM	650	10	18:28.826	1:47.180	1:47.891	72.507	4
17	75	James Luck	Supermono	Yamaha	600	9	16:59.144	1 Lap	1:49.834	71.224	9
Not classified ()											
	8	Dave Harnett	Supermono	KTM	660	5	8:49.427	DNF	1:42.693	76.177	2
	94	Phil Page	Moto 450	Aprilia	450M	5	9:00.449	DNF	1:43.438	75.628	2

Margin of Victory	Avg. Speed	Best Lap Tm	Best Spd	Best Lap by
4.616	78.099	1:38.397	79.502	5 - Mark Lawes

Chief Timekeeper:

Clerk of Course:

Weather &Track;Bright / Dry

Results: www.sportstiming.com





Thundersport GB - Rounds 7 and 8

Lapchart

Buff Supermono - Nitro Moto 450

Cadwell Park 2.173 Miles

Race 12

31/05/2010 15:30

Race started at 15:30:12

Competitors	Laps										
	0	1	2	3	4	5	6	7	8	9	10
Ivan Porter (4)	1	4	5	5	5	5	5	5	5	5	5
Ben Gautrey (25)	2	25	25	4	4	4	4	4	23	23	100
Mark Lawes (5)	3	5	4	25	23	23	100	100	100	100	23
Will Hodgson (14)	4	14	23	23	25	100	23	23	4	4	4
Danny Murphy (23)	5	23	100	100	100	25	25	25	25	25	25
Phil Page (94)	6	94	14	17	17	17	57	57	57	57	57
Aria Lane (17)	7	17	17	14	14	57	17	17	17	17	17
Mark Hughes (51)	8	51	57	94	94	94	30	30	30	30	30
Liam Shellcock (30)	9	30	94	30	57	14	8	14	14	51	51
Connor Tagg (100)	10	100	30	57	30	30	14	51	51	14	14
Jonathan Good (57)	11	57	51	8	8	8	51	44	44	44	44
Martin Jarvis (41)	12	41	8	44	44	51	44	41	19	19	19
Michael Burge (44)	13	44	44	51	51	44	94	19	41	41	88
Blake Woulds (19)	14	19	19	41	41	41	41	88	88	88	41
Dave Harnett (8)	15	8	41	19	19	19	19	80	80	80	31
James Luck (75)	16	75	31	31	88	88	88	31	31	31	41
Andrew Driver (88)	17	88	88	88	31	80	80	75	75	75	75
Acea Webb (80)	18	80	80	80	80	31	31				
James Stacey (31)	19	31	75	75	75	75	75				

Chief Timekeeper:

Clerk of Course:

Weather &Track;Bright / Dry

Results: www.sportstimingservices.com

Printed: 31/05/2010 15:52:05





Thundersport GB - Rounds 7 and 8

Buff Supermono - Nitro Moto 450

Cadwell Park 2.173 Miles

Race 12

31/05/2010 15:30

Race started at 15:30:12

Lap	Lap Tm	Diff	Time of Day
(5) Mark Lawes			
1	1:44.558	+6.161	15:31:58.197
2	1:40.345	+1.948	15:33:38.542
3	1:40.095	+1.698	15:35:18.637
4	1:39.990	+1.593	15:36:58.627
5	1:39.471	+1.074	15:38:38.098
6	1:39.094	+0.697	15:40:17.192
7	1:39.037	+0.640	15:41:56.229
8	1:38.397		15:43:34.626
9	1:39.618	+1.221	15:45:14.244
10	1:39.435	+1.038	15:46:53.679

Lap	Lap Tm	Diff	Time of Day
(100) Connor Tagg			
1	1:44.966	+6.303	15:31:59.881
2	1:40.200	+1.537	15:33:40.081
3	1:40.144	+1.481	15:35:20.225
4	1:39.790	+1.127	15:37:00.015
5	1:39.848	+1.185	15:38:39.863
6	1:40.021	+1.358	15:40:19.884
7	1:40.252	+1.589	15:42:00.136
8	1:40.221	+1.558	15:43:40.357
9	1:39.275	+0.612	15:45:19.632
10	1:38.663		15:46:58.295

Lap	Lap Tm	Diff	Time of Day
(23) Danny Murphy			
1	1:45.584	+6.317	15:31:59.731
2	1:39.893	+0.626	15:33:39.624
3	1:39.769	+0.502	15:35:19.393
4	1:40.438	+1.171	15:36:59.831
5	1:40.395	+1.128	15:38:40.226
6	1:40.320	+1.053	15:40:20.546
7	1:39.846	+0.579	15:42:00.392
8	1:39.372	+0.105	15:43:39.764
9	1:39.492	+0.225	15:45:19.256
10	1:39.267		15:46:58.523

Lap	Lap Tm	Diff	Time of Day
(4) Ivan Porter			
1	1:45.610	+5.660	15:31:59.052
2	1:39.950		15:33:39.002
3	1:40.025	+0.075	15:35:19.027
4	1:40.397	+0.447	15:36:59.424
5	1:40.242	+0.292	15:38:39.666
6	1:40.091	+0.141	15:40:19.757
7	1:40.246	+0.296	15:42:00.003
8	1:40.721	+0.771	15:43:40.724
9	1:40.169	+0.219	15:45:20.893
10	1:40.844	+0.894	15:47:01.737

Lap	Lap Tm	Diff	Time of Day
(25) Ben Gautrey			
1	1:45.245	+5.350	15:31:58.696
2	1:40.719	+0.824	15:33:39.415
3	1:40.568	+0.673	15:35:19.983
4	1:40.409	+0.514	15:37:00.392
5	1:39.926	+0.031	15:38:40.318
6	1:40.471	+0.576	15:40:20.789
7	1:39.895		15:42:00.684
8	1:40.227	+0.332	15:43:40.911
9	1:40.343	+0.448	15:45:21.254
10	1:40.677	+0.782	15:47:01.931

Lap	Lap Tm	Diff	Time of Day
(57) Jonathan Good			
1	1:46.337	+5.116	15:32:01.683
2	1:44.334	+3.113	15:33:46.017
3	1:44.504	+3.283	15:35:30.521
4	1:43.707	+2.486	15:37:14.228
5	1:41.221		15:38:55.449
6	1:41.589	+0.368	15:40:37.038
7	1:41.330	+0.109	15:42:18.368
8	1:42.295	+1.074	15:44:00.663
9	1:42.148	+0.927	15:45:42.811
10	1:44.664	+3.443	15:47:27.475

Lap	Lap Tm	Diff	Time of Day
(17) Aria Lane			
1	1:46.892	+4.789	15:32:01.500
2	1:43.652	+1.549	15:33:45.152
3	1:44.822	+2.719	15:35:29.974
4	1:44.209	+2.106	15:37:14.183
5	1:43.017	+0.914	15:38:57.200
6	1:43.395	+1.292	15:40:40.595
7	1:42.957	+0.854	15:42:23.552
8	1:42.103		15:44:05.655
9	1:42.687	+0.584	15:45:48.342
10	1:42.734	+0.631	15:47:31.076

Lap	Lap Tm	Diff	Time of Day
(30) Liam Shellcock			
1	1:47.775	+5.507	15:32:02.568
2	1:43.436	+1.168	15:33:46.004
3	1:45.184	+2.916	15:35:31.188
4	1:44.809	+2.541	15:37:15.997
5	1:42.268		15:38:58.265
6	1:42.633	+0.365	15:40:40.898
7	1:42.984	+0.716	15:42:23.882
8	1:42.469	+0.201	15:44:06.351
9	1:42.731	+0.463	15:45:49.082
10	1:42.851	+0.583	15:47:31.933

Lap	Lap Tm	Diff	Time of Day
(51) Mark Hughes			
1	1:48.581	+4.755	15:32:03.222
2	1:48.429	+4.603	15:33:51.651
3	1:45.160	+1.334	15:35:36.811
4	1:45.241	+1.415	15:37:22.052
5	1:43.826		15:39:05.878
6	1:44.846	+1.020	15:40:50.724
7	1:44.715	+0.889	15:42:35.439
8	1:44.926	+1.100	15:44:20.365
9	1:44.902	+1.076	15:46:05.267
10	1:47.574	+3.748	15:47:52.841

Lap	Lap Tm	Diff	Time of Day
(14) Will Hodgson			
1	1:46.854	+2.193	15:32:00.853
2	1:44.823	+0.162	15:33:45.676
3	1:44.661		15:35:30.337
4	1:45.566	+0.905	15:37:15.903
5	1:45.647	+0.986	15:39:01.550
6	1:46.581	+1.920	15:40:48.131
7	1:47.099	+2.438	15:42:35.230
8	1:46.391	+1.730	15:44:21.621
9	1:46.727	+2.066	15:46:08.348
10	1:45.614	+0.953	15:47:53.962

Lap	Lap Tm	Diff	Time of Day
(44) Michael Burge			

Lap	Lap Tm	Diff	Time of Day
1	1:48.929	+5.144	15:32:04.635
2	1:45.854	+2.069	15:33:50.489
3	1:46.057	+2.272	15:35:36.546
4	1:46.271	+2.486	15:37:22.817
5	1:46.673	+2.888	15:39:09.490
6	1:45.644	+1.859	15:40:55.134
7	1:45.831	+2.046	15:42:40.965
8	1:45.021	+1.236	15:44:25.986
9	1:44.195	+0.410	15:46:10.181
10	1:43.785		15:47:53.966

Lap	Lap Tm	Diff	Time of Day
(19) Blake Woulds			
1	1:51.418	+4.570	15:32:07.201
2	1:51.855	+5.007	15:33:59.056
3	1:49.282	+2.434	15:35:48.338
4	1:48.739	+1.891	15:37:37.077
5	1:48.173	+1.325	15:39:25.250
6	1:48.283	+1.435	15:41:13.533
7	1:49.307	+2.459	15:43:02.840
8	1:46.848		15:44:49.688
9	1:47.397	+0.549	15:46:37.085
10	1:47.436	+0.588	15:48:24.521

Lap	Lap Tm	Diff	Time of Day
(88) Andrew Driver			
1	1:54.075	+8.111	15:32:10.326
2	1:50.005	+4.041	15:34:00.331
3	1:49.121	+3.157	15:35:49.452
4	1:48.867	+2.903	15:37:38.319
5	1:49.352	+3.388	15:39:27.671
6	1:48.780	+2.816	15:41:16.451
7	1:48.343	+2.379	15:43:04.794
8	1:48.573	+2.609	15:44:53.367
9	1:47.348	+1.384	15:46:40.715
10	1:45.964		15:48:26.679

Lap	Lap Tm	Diff	Time of Day
(80) Acea Webb			
1	1:54.424	+6.787	15:32:10.682
2	1:49.953	+2.316	15:34:00.635
3	1:49.953	+2.316	15:35:50.588
4	1:47.928	+0.291	15:37:38.516
5	1:49.406	+1.769	15:39:27.922
6	1:48.835	+1.198	15:41:16.757
7	1:48.364	+0.727	15:43:05.121
8	1:48.539	+0.902	15:44:53.660
9	1:47.637		15:46:41.297
10	1:48.271	+0.634	15:48:29.568

Lap	Lap Tm	Diff	Time of Day
(31) James Stacey			
1	1:52.797	+4.950	15:32:09.266
2	1:50.329	+2.482	15:33:59.595
3	1:50.870	+3.023	15:35:50.465
4	1:50.553	+2.706	15:37:41.018
5	1:50.095	+2.248	15:39:31.113
6	1:50.048	+2.201	15:41:21.161
7	1:49.154	+1.307	15:43:10.315
8	1:48.138	+0.291	15:44:58.453
9	1:47.879	+0.032	15:46:46.332
10	1:47.847		15:48:34.179

Lap	Lap Tm	Diff	Time of Day
(41) Martin Jarvis			
1	1:52.401	+4.510	15:32:07.918

Chief Timekeeper:

Clerk of Course:

Weather &Track;Bright / Dry

Results: www.sportstimingservices.com

Printed: 31/05/2010 15:50:47





Thundersport GB - Rounds 7 and 8

Buff Supermono - Nitro Moto 450

Cadwell Park 2.173 Miles

Race 12

31/05/2010 15:30

Race started at 15:30:12

Lap	Lap Tm	Diff	Time of Day
2	1:50.607	+2.716	15:33:58.525
3	1:49.202	+1.311	15:35:47.727
4	1:47.891		15:37:35.618
5	1:48.858	+0.967	15:39:24.476
6	1:48.838	+0.947	15:41:13.314
7	1:51.048	+3.157	15:43:04.362
8	1:48.210	+0.319	15:44:52.572
9	1:48.212	+0.321	15:46:40.784
10	2:00.075	+12.184	15:48:40.859

(75) James Luck

1	1:56.490	+6.656	15:32:12.737
2	1:53.556	+3.722	15:34:06.293
3	1:53.812	+3.978	15:36:00.105
4	1:53.607	+3.773	15:37:53.712
5	1:53.050	+3.216	15:39:46.762
6	1:51.844	+2.010	15:41:38.606
7	1:51.718	+1.884	15:43:30.324
8	1:51.019	+1.185	15:45:21.343
9	1:49.834		15:47:11.177

(8) Dave Harnett

1	1:47.676	+4.983	15:32:03.562
2	1:42.693		15:33:46.255
3	1:45.103	+2.410	15:35:31.358
4	1:46.141	+3.448	15:37:17.499
5	1:43.961	+1.268	15:39:01.460

(94) Phil Page

1	1:48.065	+4.627	15:32:02.313
2	1:43.438		15:33:45.751
3	1:44.700	+1.262	15:35:30.451
4	1:44.179	+0.741	15:37:14.630
5	1:57.852	+14.414	15:39:12.482

Lap	Lap Tm	Diff	Time of Day
-----	--------	------	-------------

Lap	Lap Tm	Diff	Time of Day
-----	--------	------	-------------

Chief Timekeeper:

Clerk of Course:

Weather &Track;Bright / Dry

Results: www.sportstimingservices.com

Printed: 31/05/2010 15:50:47





Thundersport GB - Rounds 7 and 8

Sorted on Best Lap time

LMB Streetfighters

Cadwell Park 2.173 Miles

1st Qualifying

29/05/2010 14:30

Practice started at 14:30:37

Pos	No.	Name	Class	Make	Model	Best Tm	In Lap	Diff	2nd Best	2nd Lap
1	10	Andrew Plaskitt	Streetfighter A	Suzuki	750 A	1:50.266	10		1:51.545	9
2	52	Sean Goldsmith	Streetfighter C	KTM	690 C	1:50.389	8	0.123	1:51.841	6
3	40	Keith Smith	Streetfighter A	Aprilia	1000 A	1:50.843	9	0.577	1:51.301	7
4	18	David Hartley	Streetfighter C	KTM	450 C	1:52.328	10	2.062	1:52.480	8
5	44	Michael Riddle	Streetfighter A	Kawasaki	636 A	1:53.094	9	2.828	1:54.963	8
6	135	Chris Harrison	Streetfighter C	Aprilia	450 C	1:54.212	9	3.946	1:55.253	7
7	2	Colin Dunstan	Streetfighter B	Honda	600 B	1:55.342	7	5.076	1:55.765	9
8	33	Andy Denyer	Streetfighter A	Triumph	675 A	1:55.408	6	5.142	1:55.528	9
9	35	Tony Hughes	Streetfighter C	KTM	660 C	1:56.611	8	6.345	1:57.706	7
10	12	Lee Hardy	Streetfighter A	Aprilia	1000 A	1:56.813	6	6.547	1:58.047	7
11	17	Robert Norman	Streetfighter B	Honda	600 B	1:58.068	8	7.802	2:00.513	9
12	48	Richard Harrison	Streetfighter B	Honda	600 B	1:58.112	7	7.846	1:58.256	8
13	111	Richard Seago	Streetfighter C	KTM	660 C	1:58.529	8	8.263	1:58.985	7
14	134	Nick Bousted	Streetfighter C	Ducati	620 C	1:59.555	8	9.289	1:59.577	7
15	6	Garry Coombes	Streetfighter C	Aprilia	550 C	2:00.131	7	9.865	2:01.058	6
16	5	Mick Everitt	Streetfighter C	KTM	660 C	2:00.605	7	10.339	2:03.434	6
17	7	Duncan MacMillan	Streetfighter C	KTM	690 C	2:01.111	8	10.845	2:02.289	9
18	14	Brad Davey	Streetfighter C	Aprilia	450 C	2:02.803	8	12.537	2:03.262	7
19	177	Gary Paul	Streetfighter C	Honda	450 C	2:03.530	8	13.264	2:04.257	6
20	50	Darren Smith	Streetfighter B	Honda	600 B	2:03.789	4	13.523	2:04.974	8
21	21	Martin Stanier	Streetfighter B	Honda	600 B	2:05.027	1	14.761	2:05.871	2
22	77	Nigel Davis	Streetfighter B	Yamaha	600 B	2:05.484	6	15.218	2:07.636	4
23	43	Carl Spencer	Streetfighter B	Honda	600 B	2:07.092	9	16.826	2:09.631	6
24	47	David Harness	Streetfighter A	Aprilia	1000 A	2:09.915	6	19.649	2:10.476	7
25	525	Martin Ayres	Streetfighter B	Kawasaki	600 C	2:10.538	1	20.272		0
26	11	Trevor Fyfe	Streetfighter B	Honda	600 B	2:14.840	7	24.574	2:15.920	6
27	8	Mark Lumb	Streetfighter B	Ducati	900 B	2:26.238	7	35.972	2:26.969	6

Chief Timekeeper:

Clerk of Course:

Weather & Track: Raining / Wet

Results: www.sportstimingservices.com

Printed: 29/05/2010 14:52:55





Thundersport GB - Rounds 7 and 8

Sorted on Best Lap time

LMB Streetfighters

Cadwell Park 2.173 Miles

2nd Qualifying

30/05/2010 10:00

Practice started at 10:00:03

Pos	No.	Name	Class	Make	Model	Best Tm	In Lap	Diff	2nd Best	2nd Lap
1	18	David Hartley	Streetfighter C	KTM	450 C	1:54.471	3		1:54.837	4
2	2	Colin Dunstan	Streetfighter B	Honda	600 B	1:56.152	4	1.681	1:56.392	3
3	135	Chris Harrison	Streetfighter C	Aprilia	450 C	1:56.207	3	1.736	2:05.016	2
4	21	Martin Stanier	Streetfighter B	Honda	600 B	1:56.603	2	2.132	1:58.970	1
5	34	Chris Matthews	Streetfighter A	Suzuki	750 A	1:57.716	3	3.245	1:58.640	2
6	12	Lee Hardy	Streetfighter A	Aprilia	1000 A	1:58.674	2	4.203	2:06.692	1
7	19	Thomas Bracken	Streetfighter B	Honda	600 B	2:00.965	3	6.494	2:03.755	2
8	177	Gary Paul	Streetfighter C	Honda	450 C	2:05.787	3	11.316	2:08.006	4
9	33	Andy Denyer	Streetfighter A	Triumph	675 A	2:06.945	3	12.474	2:07.084	4
10	14	Brad Davey	Streetfighter C	Aprilia	450 C	2:08.867	4	14.396	2:10.340	3
11	5	Mick Everitt	Streetfighter C	KTM	660 C	2:13.163	2	18.692	2:24.021	1
12	30	Barry Utting	Streetfighter B	Honda	600 B	2:13.729	2	19.258	2:14.438	4
13	50	Darren Smith	Streetfighter B	Honda	600 B	2:13.879	3	19.408	2:22.286	2
14	48	Richard Harrison	Streetfighter B	Honda	600 B	2:15.433	4	20.962	2:16.558	3
15	22	Mark Andrew	Streetfighter A	Suzuki	750 A	2:15.641	4	21.170	2:17.618	2
16	35	Tony Hughes	Streetfighter C	KTM	660 C	2:17.786	1	23.315		0
17	11	Trevor Fyfe	Streetfighter B	Honda	600 B	2:18.129	1	23.658		0
18	6	Garry Coombes	Streetfighter C	Aprilia	550 C	2:20.127	1	25.656		0
19	8	Mark Lumb	Streetfighter B	Ducati	900 B	2:22.569	4	28.098	2:23.066	3
20	95	Jamie Wilkins	Streetfighter A	Suzuki	750 A	2:23.275	3	28.804	2:23.333	2
21	525	Martin Ayres	Streetfighter B	Kawasaki	600 C	2:23.531	3	29.060	2:32.564	2
22	43	Carl Spencer	Streetfighter B	Honda	600 B	2:23.763	3	29.292	2:24.528	4
23	47	David Harness	Streetfighter A	Aprilia	1000 A	2:24.889	4	30.418	2:27.564	3
24	111	Richard Seago	Streetfighter C	KTM	660 C	2:26.831	3	32.360	2:31.437	2
25	115	Keith Warren	Streetfighter C	KTM	660 C	2:32.713	2	38.242	2:35.234	3
26	98	Robert Pragnell	Streetfighter B	Suzuki	600 B	2:36.450	1	41.979		0
27	17	Robert Norman	Streetfighter B	Honda	600 B	2:38.563	1	44.092		0
28	84	John Coleman	Streetfighter C	KTM	660 C	3:06.864	1	1:12.393		0
29	7	Duncan MacMillan	Streetfighter C	KTM	690 C		0			0
30	40	Keith Smith	Streetfighter A	Aprilia	1000 A		0			0
31	77	Nigel Davis	Streetfighter B	Yamaha	600 B		0			0

Chief Timekeeper:

Clerk of Course:

Weather &Track :Bright / Drying

Results: www.sportstimingservices.com

Printed: 30/05/2010 11:00:09





Thundersport GB - Rounds 7 and 8

LMB Streetfighters

Cadwell Park 2.173 Miles

Qualifying Overall

Pos	No.	Name	Class	Make	Model	Overall BestTm	R1. Best Tm	R2. Best Tm	Diff
1	10	Andrew Plaskitt	Streetfighter A	Suzuki	750 A	1:50.266	1:50.266		
2	52	Sean Goldsmith	Streetfighter C	KTM	690 C	1:50.389	1:50.389		0.123
3	40	Keith Smith	Streetfighter A	Aprilia	1000 A	1:50.843	1:50.843		0.577
4	18	David Hartley	Streetfighter C	KTM	450 C	1:52.328	1:52.328	1:54.471	2.062
5	44	Michael Riddle	Streetfighter A	Kawasaki	636 A	1:53.094	1:53.094		2.828
6	135	Chris Harrison	Streetfighter C	Aprilia	450 C	1:54.212	1:54.212	1:56.207	3.946
7	2	Colin Dunstan	Streetfighter B	Honda	600 B	1:55.342	1:55.342	1:56.152	5.076
8	33	Andy Denyer	Streetfighter A	Triumph	675 A	1:55.408	1:55.408	2:06.945	5.142
9	21	Martin Stanier	Streetfighter B	Honda	600 B	1:56.603	2:05.027	1:56.603	6.337
10	35	Tony Hughes	Streetfighter C	KTM	660 C	1:56.611	1:56.611	2:17.786	6.345
11	12	Lee Hardy	Streetfighter A	Aprilia	1000 A	1:56.813	1:56.813	1:58.674	6.547
12	34	Chris Matthews	Streetfighter A	Suzuki	750 A	1:57.716		1:57.716	7.450
13	17	Robert Norman	Streetfighter B	Honda	600 B	1:58.068	1:58.068	2:38.563	7.802
14	48	Richard Harrison	Streetfighter B	Honda	600 B	1:58.112	1:58.112	2:15.433	7.846
15	111	Richard Seago	Streetfighter C	KTM	660 C	1:58.529	1:58.529	2:26.831	8.263
16	134	Nick Bousted	Streetfighter C	Ducati	620 C	1:59.555	1:59.555		9.289
17	6	Garry Coombes	Streetfighter C	Aprilia	550 C	2:00.131	2:00.131	2:20.127	9.865
18	5	Mick Everitt	Streetfighter C	KTM	660 C	2:00.605	2:00.605	2:13.163	10.339
19	19	Thomas Bracken	Streetfighter B	Honda	600 B	2:00.965		2:00.965	10.699
20	7	Duncan MacMillan	Streetfighter C	KTM	690 C	2:01.111	2:01.111		10.845
21	14	Brad Davey	Streetfighter C	Aprilia	450 C	2:02.803	2:02.803	2:08.867	12.537
22	177	Gary Paul	Streetfighter C	Honda	450 C	2:03.530	2:03.530	2:05.787	13.264
23	50	Darren Smith	Streetfighter B	Honda	600 B	2:03.789	2:03.789	2:13.879	13.523
24	77	Nigel Davis	Streetfighter B	Yamaha	600 B	2:05.484	2:05.484		15.218
25	43	Carl Spencer	Streetfighter B	Honda	600 B	2:07.092	2:07.092	2:23.763	16.826
26	47	David Harness	Streetfighter A	Aprilia	1000 A	2:09.915	2:09.915	2:24.889	19.649
27	525	Martin Ayres	Streetfighter B	Kawasaki	600 C	2:10.538	2:10.538	2:23.531	20.272
28	30	Barry Utting	Streetfighter B	Honda	600 B	2:13.729		2:13.729	23.463
29	11	Trevor Fyfe	Streetfighter B	Honda	600 B	2:14.840	2:14.840	2:18.129	24.574
30	22	Mark Andrew	Streetfighter A	Suzuki	750 A	2:15.641		2:15.641	25.375
31	8	Mark Lumb	Streetfighter B	Ducati	900 B	2:22.569	2:26.238	2:22.569	32.303
32	95	Jamie Wilkins	Streetfighter A	Suzuki	750 A	2:23.275		2:23.275	33.009
33	115	Keith Warren	Streetfighter C	KTM	660 C	2:32.713		2:32.713	42.447
34	98	Robert Pragnell	Streetfighter B	Suzuki	600 B	2:36.450		2:36.450	46.184
35	84	John Coleman	Streetfighter C	KTM	660 C	3:06.864		3:06.864	1:16.598

Chief Timekeeper:


Clerk of Course:

Weather & Track : Raining / Wet

Results: www.sportstimingservices.com

Printed: 30/05/2010 10:12:16





Thundersport GB - Rounds 7 and 8

LMB Streetfighters

Cadwell Park 2.173 Miles

Race Grid - Sunday & Monday

Race



POLE POSITION

3	2	1	1
40	52	10	
6	5	4	2
135	44	18	
9	8	7	3
21	33	2	
12	11	10	4
34	12	35	
15	14	13	5
111	48	17	
18	17	16	6
5	6	134	
21	20	19	7
14	7	19	
24	23	22	8
77	50	177	
27	26	25	9
525	47	43	
30	29	28	10
22	11	30	
33	32	31	11
115	95	8	
	35	34	12
	84	98	

Chief Timekeeper:

Clerk of Course:

Weather &Track :Bright / Wet

Results: www.sportstimingservices.com

Printed: 30/05/2010 10:14:29





Thundersport GB - Rounds 7 and 8

Sorted on Laps

LMB Streetfighters

Cadwell Park 2.173 Miles

Race 4

30/05/2010 12:40

Race started at 12:40:33

Pos	No.	Name	Class	Make	Model	Laps	Total Tm	Diff	Best Tm	Best Spd	In Lap
1	40	Keith Smith	Streetfighter A	Aprilia	1000 A	9	16:54.402		1:51.026	70.459	3
2	33	Andy Denyer	Streetfighter A	Triumph	675 A	9	17:00.593	6.191	1:50.945	70.511	4
3	18	David Hartley	Streetfighter C	KTM	450 C	9	17:01.355	6.953	1:51.256	70.314	7
4	34	Chris Matthews	Streetfighter A	Suzuki	750 A	9	17:07.111	12.709	1:51.203	70.347	8
5	12	Lee Hardy	Streetfighter A	Aprilia	1000 A	9	17:07.535	13.133	1:49.766	71.268	8
6	44	Michael Riddle	Streetfighter A	Kawasaki	636 A	9	17:19.686	25.284	1:53.907	68.677	5
7	21	Martin Stanier	Streetfighter B	Honda	600 B	9	17:21.573	27.171	1:53.813	68.734	5
8	135	Chris Harrison	Streetfighter C	Aprilia	450 C	9	17:25.325	30.923	1:54.580	68.274	9
9	30	Barry Utting	Streetfighter B	Honda	600 B	9	17:35.845	41.443	1:53.101	69.166	8
10	95	Jamie Wilkins	Streetfighter A	Suzuki	750 A	9	17:43.324	48.922	1:54.523	68.308	6
11	17	Robert Norman	Streetfighter B	Honda	600 B	9	17:49.134	54.732	1:55.449	67.760	9
12	48	Richard Harrison	Streetfighter B	Honda	600 B	9	17:54.163	59.761	1:56.413	67.199	8
13	111	Richard Seago	Streetfighter C	KTM	660 C	9	17:56.857	1:02.455	1:56.139	67.357	8
14	77	Nigel Davis	Streetfighter B	Yamaha	600 B	9	18:03.508	1:09.106	1:56.797	66.978	9
15	134	Nick Bousted	Streetfighter C	Ducati	620 C	9	18:04.714	1:10.312	1:57.398	66.635	9
16	5	Mick Everitt	Streetfighter C	KTM	660 C	9	18:11.792	1:17.390	1:56.830	66.959	6
17	7	Duncan MacMillan	Streetfighter C	KTM	690 C	9	18:17.754	1:23.352	1:58.996	65.740	5
18	14	Brad Davey	Streetfighter C	Aprilia	450 C	9	18:46.836	1:52.434	2:02.192	64.021	8
19	47	David Harness	Streetfighter A	Aprilia	1000 A	8	17:04.585	1 Lap	2:04.212	62.979	6
20	11	Trevor Fyfe	Streetfighter B	Honda	600 B	8	17:07.697	1 Lap	2:05.321	62.422	8
21	115	Keith Warren	Streetfighter C	KTM	660 C	8	17:17.146	1 Lap	2:03.990	63.092	3
22	8	Mark Lumb	Streetfighter B	Ducati	900 B	8	18:54.066	1 Lap	2:18.294	56.566	4

Not classified ()

525	Martin Ayres	Streetfighter B	Kawasaki	600 C	7	13:49.433	DNF	1:53.956	68.648	7
50	Darren Smith	Streetfighter B	Honda	600 B	7	14:44.651	DNF	2:02.294	63.967	5
177	Gary Paul	Streetfighter C	Honda	450 C	3	6:21.410	DNF	2:02.319	63.954	3
22	Mark Andrew	Streetfighter A	Suzuki	750 A	2	4:19.951	DNF	2:04.155	63.008	2
6	Garry Coombes	Streetfighter C	Aprilia	550 C	1	2:07.695	DNF	2:03.951	63.112	1
10	Andrew Plaskitt	Streetfighter A	Suzuki	750 A		0.998	DNF		-	0
52	Sean Goldsmith	Streetfighter C	KTM	690 C		1.131	DNF		-	0
2	Colin Dunstan	Streetfighter B	Honda	600 B		2.424	DNF		-	0
35	Tony Hughes	Streetfighter C	KTM	660 C		2.604	DNF		-	0

Margin of Victory	Avg. Speed	Best Lap Tm	Best Spd	Best Lap by
6.191	69.406	1:49.766	71.268	12 - Lee Hardy

Chief Timekeeper:

Clerk of Course:

Weather &Track :Cloudy / Wet

Results: www.sportstimingservices.com





Thundersport GB - Rounds 7 and 8

Lapchart

LMB Streetfighters

Cadwell Park 2.173 Miles

Race 4

30/05/2010 12:40

Race started at 12:40:33

Competitors	Laps									
	0	1	2	3	4	5	6	7	8	9
Andrew Plaskitt (10)	1	10	40	40	40	40	40	40	40	40
Keith Smith (40)	2	40	33	33	33	33	33	33	33	33
Sean Goldsmith (52)	3	52	18	18	18	18	18	18	18	18
David Hartley (18)	4	18	44	44	44	34	34	34	34	34
Michael Riddle (44)	5	44	21	21	34	44	44	44	12	12
Chris Harrison (135)	6	135	135	34	21	21	21	12	44	44
Andy Denyer (33)	7	33	34	135	12	12	12	21	21	21
Martin Stanier (21)	8	21	12	12	135	135	135	135	135	135
Colin Dunstan (2)	9	2	48	48	525	525	525	525	30	30
Chris Matthews (34)	10	34	6	525	48	17	30	30	95	95
Tony Hughes (35)	11	35	17	17	17	30	17	17	95	17
Lee Hardy (12)	12	12	525	111	30	111	95	95	17	48
Richard Harrison (48)	13	48	111	30	111	48	48	48	111	111
Robert Norman (17)	14	17	77	77	95	95	111	111	111	77
Nick Bousted (134)	15	134	30	134	77	77	77	77	134	134
Brad Davey (14)	16	14	134	7	134	134	134	134	5	5
Garry Coombes (6)	17	6	7	95	7	7	5	5	5	7
Duncan MacMillan (7)	18	7	95	50	50	5	7	7	7	14
Nigel Davis (77)	19	77	50	177	5	50	50	50	14	47
Richard Seago (111)	20	111	177	22	177	14	14	14	50	11
Gary Paul (177)	21	177	115	5	115	115	115	47	47	115
Darren Smith (50)	22	50	22	115	14	47	47	11	11	8
Martin Ayres (525)	23	525	14	14	47	11	11	115	115	
Barry Utting (30)	24	30	5	11	11	8	8	8	8	
Mark Andrew (22)	25	22	11	47	8					
Jamie Wilkins (95)	26	95	47	8						
David Harness (47)	27	47	8							
Trevor Fyfe (11)	28	11								
Keith Warren (115)	29	115								
Mark Lumb (8)	30	8								
Mick Everitt (5)	31	5								

Chief Timekeeper:

Clerk of Course:

Weather &Track :Cloudy / Wet

Results: www.sportstimingservices.com

Printed: 30/05/2010 13:03:15





Thundersport GB - Rounds 7 and 8

LMB Streetfighters

Cadwell Park 2.173 Miles

Race 4

30/05/2010 12:40

Race started at 12:40:33

Lap	Lap Tm	Diff	Time of Day
(40) Keith Smith			
1	1:53.694	+2.668	12:42:27.884
2	1:51.546	+0.520	12:44:19.430
3	1:51.026		12:46:10.456
4	1:51.365	+0.339	12:48:01.821
5	1:51.827	+0.801	12:49:53.648
6	1:53.548	+2.522	12:51:47.196
7	1:52.378	+1.352	12:53:39.574
8	1:52.773	+1.747	12:55:32.347
9	1:55.174	+4.148	12:57:27.521
(33) Andy Denyer			
1	1:58.564	+7.619	12:42:33.603
2	1:53.339	+2.394	12:44:26.942
3	1:51.284	+0.339	12:46:18.226
4	1:50.945		12:48:09.171
5	1:52.594	+1.649	12:50:01.765
6	1:52.691	+1.746	12:51:54.456
7	1:51.611	+0.666	12:53:46.067
8	1:53.413	+2.468	12:55:39.480
9	1:54.232	+3.287	12:57:33.712
(18) David Hartley			
1	1:59.301	+8.045	12:42:33.889
2	1:53.878	+2.622	12:44:27.767
3	1:52.340	+1.084	12:46:20.107
4	1:52.127	+0.871	12:48:12.234
5	1:52.775	+1.519	12:50:05.009
6	1:52.306	+1.050	12:51:57.315
7	1:51.256		12:53:48.571
8	1:51.849	+0.593	12:55:40.420
9	1:54.054	+2.798	12:57:34.474
(34) Chris Matthews			
1	2:01.521	+10.318	12:42:37.134
2	1:53.990	+2.787	12:44:31.124
3	1:53.992	+2.789	12:46:25.116
4	1:51.856	+0.653	12:48:16.972
5	1:53.322	+2.119	12:50:10.294
6	1:53.580	+2.377	12:52:03.874
7	1:52.137	+0.934	12:53:56.011
8	1:51.203		12:55:47.214
9	1:53.016	+1.813	12:57:40.230
(12) Lee Hardy			
1	2:01.748	+11.982	12:42:37.751
2	1:55.278	+5.512	12:44:33.029
3	1:53.930	+4.164	12:46:26.959
4	1:53.686	+3.920	12:48:20.645
5	1:53.838	+4.072	12:50:14.483
6	1:53.543	+3.777	12:52:08.026
7	1:50.658	+0.892	12:53:58.684
8	1:49.766		12:55:48.450
9	1:52.204	+2.438	12:57:40.654
(44) Michael Riddle			
1	1:59.328	+5.421	12:42:34.053
2	1:55.171	+1.264	12:44:29.224
3	1:55.618	+1.711	12:46:24.842
4	1:55.172	+1.265	12:48:20.014

Lap	Lap Tm	Diff	Time of Day
5	1:53.907		12:50:13.921
6	1:53.991	+0.084	12:52:07.912
7	1:54.865	+0.958	12:54:02.777
8	1:54.742	+0.835	12:55:57.519
9	1:55.286	+1.379	12:57:52.805
(21) Martin Stanier			
1	1:59.215	+5.402	12:42:34.621
2	1:54.922	+1.109	12:44:29.543
3	1:55.824	+2.011	12:46:25.367
4	1:55.260	+1.447	12:48:20.627
5	1:53.813		12:50:14.440
6	1:55.293	+1.480	12:52:09.733
7	1:54.521	+0.708	12:54:04.254
8	1:54.684	+0.871	12:55:58.938
9	1:55.754	+1.941	12:57:54.692
(135) Chris Harrison			
1	2:00.394	+5.814	12:42:35.278
2	1:56.926	+2.346	12:44:32.204
3	1:56.038	+1.458	12:46:28.242
4	1:54.994	+0.414	12:48:23.236
5	1:55.181	+0.601	12:50:18.417
6	1:56.119	+1.539	12:52:14.536
7	1:54.603	+0.023	12:54:09.139
8	1:54.725	+0.145	12:56:03.864
9	1:54.580		12:57:58.444
(30) Barry Utting			
1	2:07.204	+14.103	12:42:44.753
2	1:59.212	+6.111	12:44:43.965
3	1:59.247	+6.146	12:46:43.212
4	1:56.373	+3.272	12:48:39.585
5	1:54.910	+1.809	12:50:34.495
6	1:54.309	+1.208	12:52:28.804
7	1:53.896	+0.795	12:54:22.700
8	1:53.101		12:56:15.801
9	1:53.163	+0.062	12:58:08.964
(95) Jamie Wilkins			
1	2:08.206	+13.683	12:42:46.218
2	2:02.338	+7.815	12:44:48.556
3	1:58.639	+4.116	12:46:47.195
4	1:55.126	+0.603	12:48:42.321
5	1:55.668	+1.145	12:50:37.989
6	1:54.523		12:52:32.512
7	1:54.562	+0.039	12:54:27.074
8	1:54.721	+0.198	12:56:21.795
9	1:54.648	+0.125	12:58:16.443
(17) Robert Norman			
1	2:05.366	+9.917	12:42:41.551
2	2:01.337	+5.888	12:44:42.888
3	1:59.449	+4.000	12:46:42.337
4	1:57.167	+1.718	12:48:39.504
5	1:56.666	+1.217	12:50:36.170
6	1:56.148	+0.699	12:52:32.318
7	1:56.793	+1.344	12:54:29.111
8	1:57.693	+2.244	12:56:26.804
9	1:55.449		12:58:22.253

Lap	Lap Tm	Diff	Time of Day
(48) Richard Harrison			
1	2:03.871	+7.458	12:42:40.008
2	2:01.851	+5.438	12:44:41.859
3	2:00.444	+4.031	12:46:42.303
4	1:59.512	+3.099	12:48:41.815
5	1:57.640	+1.227	12:50:39.455
6	1:57.320	+0.907	12:52:36.775
7	1:57.255	+0.842	12:54:34.030
8	1:56.413		12:56:30.443
9	1:56.839	+0.426	12:58:27.282
(111) Richard Seago			
1	2:06.570	+10.431	12:42:43.820
2	1:59.896	+3.757	12:44:43.716
3	1:59.589	+3.450	12:46:43.305
4	1:57.813	+1.674	12:48:41.118
5	2:00.205	+4.066	12:50:41.323
6	1:58.247	+2.108	12:52:39.570
7	1:57.903	+1.764	12:54:37.473
8	1:56.139		12:56:33.612
9	1:56.364	+0.225	12:58:29.976
(77) Nigel Davis			
1	2:07.201	+10.404	12:42:44.393
2	2:02.434	+5.637	12:44:46.827
3	2:00.469	+3.672	12:46:47.296
4	1:58.744	+1.947	12:48:46.040
5	1:58.363	+1.566	12:50:44.403
6	1:59.014	+2.217	12:52:43.417
7	1:59.201	+2.404	12:54:42.618
8	1:57.212	+0.415	12:56:39.830
9	1:56.797		12:58:36.627
(134) Nick Bousted			
1	2:08.517	+11.119	12:42:44.997
2	2:02.333	+4.935	12:44:47.330
3	2:01.199	+3.801	12:46:48.529
4	1:57.897	+0.499	12:48:46.426
5	1:58.634	+1.236	12:50:45.060
6	1:58.717	+1.319	12:52:43.777
7	1:59.231	+1.833	12:54:43.008
8	1:57.427	+0.029	12:56:40.435
9	1:57.398		12:58:37.833
(5) Mick Everitt			
1	2:06.176	+9.346	12:42:50.536
2	2:03.076	+6.246	12:44:53.612
3	2:00.900	+4.070	12:46:54.512
4	1:57.697	+0.867	12:48:52.209
5	1:57.012	+0.182	12:50:49.221
6	1:56.830		12:52:46.051
7	1:58.713	+1.883	12:54:44.764
8	1:58.367	+1.537	12:56:43.131
9	2:01.780	+4.950	12:58:44.911
(7) Duncan MacMillan			
1	2:08.660	+9.664	12:42:45.599
2	2:02.950	+3.954	12:44:48.549
3	2:01.776	+2.780	12:46:50.325
4	2:00.651	+1.655	12:48:50.976
5	1:58.996		12:50:49.972

Chief Timekeeper:

Clerk of Course:

Weather & Track : Cloudy / Wet

Results: www.sportstimingservices.com

Printed: 30/05/2010 13:02:04





Thundersport GB - Rounds 7 and 8

LMB Streetfighters

Cadwell Park 2.173 Miles

Race 4

30/05/2010 12:40

Race started at 12:40:33

Lap	Lap Tm	Diff	Time of Day
6	1:59.276	+0.280	12:52:49.248
7	1:59.108	+0.112	12:54:48.356
8	2:00.811	+1.815	12:56:49.167
9	2:01.706	+2.710	12:58:50.873

(14) Brad Davey

1	2:13.569	+11.377	12:42:50.360
2	2:05.893	+3.701	12:44:56.253
3	2:04.255	+2.063	12:47:00.508
4	2:04.602	+2.410	12:49:05.110
5	2:03.187	+0.995	12:51:08.297
6	2:02.756	+0.564	12:53:11.053
7	2:03.101	+0.909	12:55:14.154
8	2:02.192		12:57:16.346
9	2:03.609	+1.417	12:59:19.955

(47) David Harness

1	2:15.119	+10.907	12:42:53.136
2	2:09.804	+5.592	12:45:02.940
3	2:06.761	+2.549	12:47:09.701
4	2:05.755	+1.543	12:49:15.456
5	2:05.488	+1.276	12:51:20.944
6	2:04.212		12:53:25.156
7	2:05.965	+1.753	12:55:31.121
8	2:06.583	+2.371	12:57:37.704

(11) Trevor Fyfe

1	2:14.621	+9.300	12:42:52.801
2	2:08.958	+3.637	12:45:01.759
3	2:09.363	+4.042	12:47:11.122
4	2:06.575	+1.254	12:49:17.697
5	2:06.728	+1.407	12:51:24.425
6	2:05.685	+0.364	12:53:30.110
7	2:05.385	+0.064	12:55:35.495
8	2:05.321		12:57:40.816

(115) Keith Warren

1	2:09.957	+5.967	12:42:48.257
2	2:05.939	+1.949	12:44:54.196
3	2:03.990		12:46:58.186
4	2:09.982	+5.992	12:49:08.168
5	2:10.134	+6.144	12:51:18.302
6	2:12.015	+8.025	12:53:30.317
7	2:09.913	+5.923	12:55:40.230
8	2:10.035	+6.045	12:57:50.265

(8) Mark Lumb

1	2:24.053	+5.759	12:43:03.008
2	2:24.071	+5.777	12:45:27.079
3	2:19.804	+1.510	12:47:46.883
4	2:18.294		12:50:05.177
5	2:20.133	+1.839	12:52:25.310
6	2:21.360	+3.066	12:54:46.670
7	2:20.213	+1.919	12:57:06.883
8	2:20.302	+2.008	12:59:27.185

(525) Martin Ayres

1	2:05.366	+11.410	12:42:42.833
2	1:59.769	+5.813	12:44:42.602
3	1:58.934	+4.978	12:46:41.536
4	1:57.682	+3.726	12:48:39.218

Lap	Lap Tm	Diff	Time of Day
5	1:55.009	+1.053	12:50:34.227
6	1:54.369	+0.413	12:52:28.596
7	1:53.956		12:54:22.552

(50) Darren Smith

1	2:09.551	+7.257	12:42:47.001
2	2:04.260	+1.966	12:44:51.261
3	2:02.620	+0.326	12:46:53.881
4	2:02.601	+0.307	12:48:56.482
5	2:02.294		12:50:58.776
6	2:03.930	+1.636	12:53:02.706
7	2:15.064	+12.770	12:55:17.770

(177) Gary Paul

1	2:10.700	+8.381	12:42:48.040
2	2:04.170	+1.851	12:44:52.210
3	2:02.319		12:46:54.529

(22) Mark Andrew

1	2:11.068	+6.913	12:42:48.915
2	2:04.155		12:44:53.070

(6) Garry Coombes

1	2:03.951		12:42:40.814
---	----------	--	--------------

Lap	Lap Tm	Diff	Time of Day
-----	--------	------	-------------

Chief Timekeeper:

Clerk of Course:

Weather &Track :Cloudy / Wet

Results: www.sportstimingservices.com

Printed: 30/05/2010 13:02:04





Thundersport GB - Rounds 7 and 8

Sorted on Laps

LMB Streetfighters

Cadwell Park 2.173 Miles

Race 13

30/05/2010 17:52

Race started at 17:52:05

Pos	No.	Name	Class	Make	Model	Laps	Total Tm	Diff	Best Tm	Best Spd	In Lap
1	34	Chris Matthews	Streetfighter A	Suzuki	750 A	9	15:23.205		1:41.313	77.214	4
2	95	Jamie Wilkins	Streetfighter A	Suzuki	750 A	9	15:33.011	9.806	1:40.354	77.952	8
3	33	Andy Denyer	Streetfighter A	Triumph	675 A	9	15:34.673	11.468	1:41.279	77.240	9
4	44	Michael Riddle	Streetfighter A	Kawasaki	636 A	9	15:40.224	17.019	1:43.134	75.851	3
5	21	Martin Stanier	Streetfighter B	Honda	600 B	9	15:57.273	34.068	1:44.395	74.935	9
6	35	Tony Hughes	Streetfighter C	KTM	660 C	9	15:57.627	34.422	1:44.296	75.006	9
7	52	Sean Goldsmith	Streetfighter C	KTM	690 C	9	15:57.663	34.458	1:44.073	75.166	9
8	30	Barry Utting	Streetfighter B	Honda	600 B	9	16:01.361	38.156	1:42.849	76.061	7
9	40	Keith Smith	Streetfighter A	Aprilia	1000 A	9	16:02.832	39.627	1:43.959	75.249	4
10	22	Mark Andrew	Streetfighter A	Suzuki	750 A	9	16:14.838	51.633	1:45.124	74.415	5
11	135	Chris Harrison	Streetfighter C	Aprilia	450 C	9	16:15.236	52.031	1:46.563	73.410	8
12	12	Lee Hardy	Streetfighter A	Aprilia	1000 A	9	16:30.452	1:07.247	1:48.152	72.332	4
13	48	Richard Harrison	Streetfighter B	Honda	600 B	9	16:31.520	1:08.315	1:47.970	72.453	9
14	5	Mick Everitt	Streetfighter C	KTM	660 C	9	16:37.056	1:13.851	1:49.199	71.638	4
15	7	Duncan MacMillan	Streetfighter C	KTM	690 C	9	16:38.253	1:15.048	1:46.900	73.179	9
16	77	Nigel Davis	Streetfighter B	Yamaha	600 B	9	16:41.738	1:18.533	1:48.784	71.911	9
17	525	Martin Ayres	Streetfighter B	Kawasaki	600 C	9	16:45.254	1:22.049	1:49.324	71.556	9
18	17	Robert Norman	Streetfighter B	Honda	600 B	9	16:45.271	1:22.066	1:49.176	71.653	9
19	6	Garry Coombes	Streetfighter C	Aprilia	550 C	9	16:52.102	1:28.897	1:49.453	71.472	6
20	50	Darren Smith	Streetfighter B	Honda	600 B	9	16:53.619	1:30.414	1:50.363	70.882	9
21	134	Nick Bousted	Streetfighter C	Ducati	620 C	9	16:56.655	1:33.450	1:51.018	70.464	9
22	111	Richard Seago	Streetfighter C	KTM	660 C	9	17:10.484	1:47.279	1:51.821	69.958	4
23	177	Gary Paul	Streetfighter C	Honda	450 C	8	15:40.734	1 Lap	1:55.695	67.616	3
24	11	Trevor Fyfe	Streetfighter B	Honda	600 B	8	15:49.651	1 Lap	1:56.384	67.215	7
25	14	Brad Davey	Streetfighter C	Aprilia	450 C	8	15:57.577	1 Lap	1:55.332	67.829	8
26	47	David Harness	Streetfighter A	Aprilia	1000 A	8	16:27.250	1 Lap	2:00.891	64.710	7
27	84	John Coleman	Streetfighter C	KTM	660 C	8	16:27.432	1 Lap	2:01.542	64.363	2
28	43	Carl Spencer	Streetfighter B	Honda	600 B	8	16:28.684	1 Lap	1:59.052	65.709	7
29	98	Robert Pragnell	Streetfighter B	Suzuki	600 B	8	17:07.367	1 Lap	2:05.627	62.270	8
30	8	Mark Lumb	Streetfighter B	Ducati	900 B	7	15:33.154	2 Laps	2:09.551	60.384	3

Not classified ()

19	Thomas Bracken	Streetfighter B	Honda	600 B	6	11:14.588	DNF	1:47.956	72.463	4
115	Keith Warren	Streetfighter C	KTM	660 C	6	12:06.463	DNF	1:57.560	66.543	2
2	Colin Dunstan	Streetfighter B	Honda	600 B	2	4:03.676	DNF	1:57.353	66.660	2

Margin of Victory	Avg. Speed	Best Lap Tm	Best Spd	Best Lap by
9.806	76.262	1:40.354	77.952	95 - Jamie Wilkins

Chief Timekeeper:

Clerk of Course:

Weather & Track Bright / Dry

Results: www.sportstiming.com





Thundersport GB - Rounds 7 and 8

Lapchart

LMB Streetfighters

Cadwell Park 2.173 Miles

Race 13

30/05/2010 17:52

Race started at 17:52:05

Competitors	Laps									
	0	1	2	3	4	5	6	7	8	9
Keith Smith (40)	1	40	34	34	34	34	34	34	34	34
Sean Goldsmith (52)	2	52	33	33	33	33	33	33	95	95
Michael Riddle (44)	3	44	40	40	44	44	44	95	33	33
Chris Harrison (135)	4	135	52	44	40	40	95	95	44	44
Andy Denyer (33)	5	33	44	52	95	95	40	40	21	21
Colin Dunstan (2)	6	2	135	21	52	21	21	21	35	35
Martin Stanier (21)	7	21	21	35	21	52	52	35	35	52
Tony Hughes (35)	8	35	35	95	35	35	35	52	52	40
Chris Matthews (34)	9	34	12	135	135	135	30	30	30	40
Lee Hardy (12)	10	12	95	12	30	30	135	22	22	22
Robert Norman (17)	11	17	48	48	12	22	22	135	135	135
Richard Harrison (48)	12	48	5	5	22	12	12	12	12	12
Nick Bousted (134)	13	134	17	30	48	48	48	48	48	48
Mick Everitt (5)	14	5	525	525	5	5	5	5	5	5
Garry Coombes (6)	15	6	50	22	525	525	525	525	77	7
Duncan MacMillan (7)	16	7	30	17	17	17	17	17	7	77
Richard Seago (111)	17	111	134	50	77	77	77	77	525	525
Brad Davey (14)	18	14	6	134	50	19	19	7	17	17
Thomas Bracken (19)	19	19	77	77	19	7	7	19	6	6
Nigel Davis (77)	20	77	22	19	7	50	6	6	50	50
Darren Smith (50)	21	50	19	6	134	134	50	50	134	134
Gary Paul (177)	22	177	7	7	6	6	134	134	111	111
Martin Ayres (525)	23	525	177	111	111	111	111	111	177	177
David Harness (47)	24	47	2	177	177	177	177	177	11	11
Mark Andrew (22)	25	22	111	2	11	11	11	14	14	14
Barry Utting (30)	26	30	11	11	115	14	14	11	84	47
Jamie Wilkins (95)	27	95	115	115	14	115	115	115	47	84
Trevor Fyfe (11)	28	11	14	14	84	84	84	84	43	43
Keith Warren (115)	29	115	84	84	47	47	47	47	98	98
Carl Spencer (43)	30	43	47	47	43	43	43	43	8	
Mark Lumb (8)	31	8	43	43	98	98	98	98		
John Coleman (84)	32	84	98	98	8	8	8	8		
Robert Pragnell (98)	33	98	8	8						

Chief Timekeeper:

Clerk of Course:

Weather &Track Bright / Dry

Results: www.sportstimingservices.com

Printed: 30/05/2010 18:11:37





Thundersport GB - Rounds 7 and 8

LMB Streetfighters

Cadwell Park 2.173 Miles

Race 13

30/05/2010 17:52

Race started at 17:52:05

Lap	Lap Tm	Diff	Time of Day
(34) Chris Matthews			
1	1:45.109	+3.796	17:53:53.801
2	1:42.135	+0.822	17:55:35.936
3	1:41.413	+0.100	17:57:17.349
4	1:41.313		17:58:58.662
5	1:42.149	+0.836	18:00:40.811
6	1:42.371	+1.058	18:02:23.182
7	1:41.535	+0.222	18:04:04.717
8	1:42.341	+1.028	18:05:47.058
9	1:41.861	+0.548	18:07:28.919

(95) Jamie Wilkins			
1	1:52.461	+12.107	17:54:03.461
2	1:44.488	+4.134	17:55:47.949
3	1:42.524	+2.170	17:57:30.473
4	1:41.350	+0.996	17:59:11.823
5	1:42.631	+2.277	18:00:54.454
6	1:41.700	+1.346	18:02:36.154
7	1:41.760	+1.406	18:04:17.914
8	1:40.354		18:05:58.268
9	1:40.457	+0.103	18:07:38.725

(33) Andy Denyer			
1	1:47.941	+6.662	17:53:56.013
2	1:44.890	+3.611	17:55:40.903
3	1:43.761	+2.482	17:57:24.664
4	1:43.426	+2.147	17:59:08.090
5	1:43.260	+1.981	18:00:51.350
6	1:43.355	+2.076	18:02:34.705
7	1:42.967	+1.688	18:04:17.672
8	1:41.436	+0.157	18:05:59.108
9	1:41.279		18:07:40.387

(44) Michael Riddle			
1	1:49.809	+6.675	17:53:57.682
2	1:44.777	+1.643	17:55:42.459
3	1:43.134		17:57:25.593
4	1:43.371	+0.237	17:59:08.964
5	1:43.456	+0.322	18:00:52.420
6	1:43.358	+0.224	18:02:35.778
7	1:43.531	+0.397	18:04:19.309
8	1:43.360	+0.226	18:06:02.669
9	1:43.269	+0.135	18:07:45.938

(21) Martin Stanier			
1	1:51.208	+6.813	17:53:59.747
2	1:45.796	+1.401	17:55:45.543
3	1:46.401	+2.006	17:57:31.944
4	1:44.754	+0.359	17:59:16.698
5	1:45.332	+0.937	18:01:02.030
6	1:46.464	+2.069	18:02:48.494
7	1:44.409	+0.014	18:04:32.903
8	1:45.689	+1.294	18:06:18.592
9	1:44.395		18:08:02.987

(35) Tony Hughes			
1	1:51.859	+7.563	17:54:00.451
2	1:46.111	+1.815	17:55:46.562
3	1:45.616	+1.320	17:57:32.178
4	1:45.387	+1.091	17:59:17.565

5	1:45.334	+1.038	18:01:02.899
6	1:45.676	+1.380	18:02:48.575
7	1:44.525	+0.229	18:04:33.100
8	1:45.945	+1.649	18:06:19.045
9	1:44.296		18:08:03.341

(52) Sean Goldsmith			
1	1:50.119	+6.046	17:53:57.639
2	1:46.290	+2.217	17:55:43.929
3	1:46.889	+2.816	17:57:30.818
4	1:46.649	+2.576	17:59:17.467
5	1:45.284	+1.211	18:01:02.751
6	1:47.128	+3.055	18:02:49.879
7	1:44.086	+0.013	18:04:33.965
8	1:45.339	+1.266	18:06:19.304
9	1:44.073		18:08:03.377

(30) Barry Utting			
1	1:56.392	+13.543	17:54:07.219
2	1:46.856	+4.007	17:55:54.075
3	1:47.570	+4.721	17:57:41.645
4	1:45.030	+2.181	17:59:26.675
5	1:43.887	+1.038	18:01:10.562
6	1:44.946	+2.097	18:02:55.508
7	1:42.849		18:04:38.357
8	1:45.084	+2.235	18:06:23.441
9	1:43.634	+0.785	18:08:07.075

(40) Keith Smith			
1	1:49.566	+5.607	17:53:56.701
2	1:44.914	+0.955	17:55:41.615
3	1:44.345	+0.386	17:57:25.960
4	1:43.959		17:59:09.919
5	1:45.577	+1.618	18:00:55.496
6	1:48.286	+4.327	18:02:43.782
7	1:48.088	+4.129	18:04:31.870
8	1:48.556	+4.597	18:06:20.426
9	1:48.120	+4.161	18:08:08.546

(22) Mark Andrew			
1	1:57.916	+12.792	17:54:08.671
2	1:46.600	+1.476	17:55:55.271
3	1:46.604	+1.480	17:57:41.875
4	1:45.707	+0.583	17:59:27.582
5	1:45.124		18:01:12.706
6	1:45.846	+0.722	18:02:58.552
7	1:47.925	+2.801	18:04:46.477
8	1:46.448	+1.324	18:06:32.925
9	1:47.627	+2.503	18:08:20.552

(135) Chris Harrison			
1	1:51.731	+5.168	17:53:59.631
2	1:48.538	+1.975	17:55:48.169
3	1:47.944	+1.381	17:57:36.113
4	1:47.685	+1.122	17:59:23.798
5	1:47.711	+1.148	18:01:11.509
6	1:48.012	+1.449	18:02:59.521
7	1:47.377	+0.814	18:04:46.898
8	1:46.563		18:06:33.461
9	1:47.489	+0.926	18:08:20.950

(12) Lee Hardy			
1	1:53.715	+5.563	17:54:02.649
2	1:49.305	+1.153	17:55:51.954
3	1:49.832	+1.680	17:57:41.786
4	1:48.152		17:59:29.938
5	1:48.749	+0.597	18:01:18.687
6	1:49.533	+1.381	18:03:08.220
7	1:49.642	+1.490	18:04:57.862
8	1:48.458	+0.306	18:06:46.320
9	1:49.846	+1.694	18:08:36.166

(48) Richard Harrison			
1	1:54.261	+6.291	17:54:03.503
2	1:49.029	+1.059	17:55:52.532
3	1:50.255	+2.285	17:57:42.787
4	1:48.384	+0.414	17:59:31.171
5	1:48.273	+0.303	18:01:19.444
6	1:49.236	+1.266	18:03:08.680
7	1:51.389	+3.419	18:05:00.069
8	1:49.195	+1.225	18:06:49.264
9	1:47.970		18:08:37.234

(5) Mick Everitt			
1	1:54.129	+4.930	17:54:03.753
2	1:49.517	+0.318	17:55:53.270
3	1:49.785	+0.586	17:57:43.055
4	1:49.199		17:59:32.254
5	1:50.496	+1.297	18:01:22.750
6	1:50.727	+1.528	18:03:13.477
7	1:49.869	+0.670	18:05:03.346
8	1:49.475	+0.276	18:06:52.821
9	1:49.949	+0.750	18:08:42.770

(7) Duncan MacMillan			
1	2:00.026	+13.126	17:54:09.884
2	1:52.193	+5.293	17:56:02.077
3	1:51.217	+4.317	17:57:53.294
4	1:48.758	+1.858	17:59:42.052
5	1:48.651	+1.751	18:01:30.703
6	1:49.294	+2.394	18:03:19.997
7	1:49.267	+2.367	18:05:09.264
8	1:47.803	+0.903	18:06:57.067
9	1:46.900		18:08:43.967

(77) Nigel Davis			
1	1:58.457	+9.673	17:54:08.668
2	1:52.161	+3.377	17:56:00.829
3	1:50.080	+1.296	17:57:50.909
4	1:49.263	+0.479	17:59:40.172
5	1:49.342	+0.558	18:01:29.514
6	1:50.050	+1.266	18:03:19.564
7	1:49.251	+0.467	18:05:08.815
8	1:49.853	+1.069	18:06:58.668
9	1:48.784		18:08:47.452

(525) Martin Ayres			
1	1:55.179	+5.855	17:54:05.713
2	1:49.410	+0.086	17:55:55.123
3	1:50.140	+0.816	17:57:45.263
4	1:50.293	+0.969	17:59:35.556
5	1:51.917	+2.593	18:01:27.473

Chief Timekeeper:

Clerk of Course:

Weather & Track Bright / Dry

Results: www.sportstimingservices.com

Printed: 30/05/2010 18:11:17





Thundersport GB - Rounds 7 and 8

LMB Streetfighters

Cadwell Park 2.173 Miles

Race 13

30/05/2010 17:52

Race started at 17:52:05

Lap	Lap Tm	Diff	Time of Day
6	1:51.557	+2.233	18:03:19.030
7	1:51.169	+1.845	18:05:10.199
8	1:51.445	+2.121	18:07:01.644
9	1:49.324		18:08:50.968

(17) Robert Norman

1	1:56.488	+7.312	17:54:05.505
2	1:51.626	+2.450	17:55:57.131
3	1:50.827	+1.651	17:57:47.958
4	1:50.335	+1.159	17:59:38.293
5	1:50.470	+1.294	18:01:28.763
6	1:50.358	+1.182	18:03:19.121
7	1:51.358	+2.182	18:05:10.479
8	1:51.330	+2.154	18:07:01.809
9	1:49.176		18:08:50.985

(6) Garry Coombes

1	1:58.434	+8.981	17:54:08.132
2	1:53.328	+3.875	17:56:01.460
3	1:52.608	+3.155	17:57:54.068
4	1:50.956	+1.503	17:59:45.024
5	1:50.174	+0.721	18:01:35.198
6	1:49.453		18:03:24.651
7	1:50.115	+0.662	18:05:14.766
8	1:52.748	+3.295	18:07:07.514
9	1:50.302	+0.849	18:08:57.816

(50) Darren Smith

1	1:56.145	+5.782	17:54:06.378
2	1:53.415	+3.052	17:55:59.793
3	1:52.492	+2.129	17:57:52.285
4	1:51.874	+1.511	17:59:44.159
5	1:51.733	+1.370	18:01:35.892
6	1:50.681	+0.318	18:03:26.573
7	1:51.274	+0.911	18:05:17.847
8	1:51.123	+0.760	18:07:08.970
9	1:50.363		18:08:59.333

(134) Nick Bousted

1	1:57.997	+6.979	17:54:07.379
2	1:53.130	+2.112	17:56:00.509
3	1:53.260	+2.242	17:57:53.769
4	1:51.222	+0.204	17:59:44.991
5	1:51.455	+0.437	18:01:36.446
6	1:51.060	+0.042	18:03:27.506
7	1:52.072	+1.054	18:05:19.578
8	1:51.773	+0.755	18:07:11.351
9	1:51.018		18:09:02.369

(111) Richard Seago

1	2:02.293	+10.472	17:54:12.241
2	1:53.163	+1.342	17:56:05.404
3	1:52.596	+0.775	17:57:58.000
4	1:51.821		17:59:49.821
5	1:51.996	+0.175	18:01:41.817
6	1:53.011	+1.190	18:03:34.828
7	1:53.560	+1.739	18:05:28.388
8	1:54.451	+2.630	18:07:22.839
9	1:53.359	+1.538	18:09:16.198

(177) Gary Paul

Lap	Lap Tm	Diff	Time of Day
1	2:00.952	+5.257	17:54:11.287
2	1:55.825	+0.130	17:56:07.112
3	1:55.695		17:58:02.807
4	1:55.884	+0.189	17:59:58.691
5	1:56.673	+0.978	18:01:55.364
6	1:55.796	+0.101	18:03:51.160
7	1:57.449	+1.754	18:05:48.609
8	1:57.839	+2.144	18:07:46.448

(11) Trevor Fyfe

1	2:01.416	+5.032	17:54:12.558
2	1:57.263	+0.879	17:56:09.821
3	1:57.565	+1.181	17:58:07.386
4	1:58.331	+1.947	18:00:05.717
5	1:58.234	+1.850	18:02:03.951
6	1:57.494	+1.110	18:04:01.445
7	1:56.384		18:05:57.829
8	1:57.536	+1.152	18:07:55.365

(14) Brad Davey

1	2:03.967	+8.635	17:54:14.081
2	1:57.779	+2.447	17:56:11.860
3	1:59.033	+3.701	17:58:10.893
4	1:56.986	+1.654	18:00:07.879
5	1:56.742	+1.410	18:02:04.621
6	1:56.328	+0.996	18:04:00.949
7	2:07.010	+11.678	18:06:07.959
8	1:55.332		18:08:03.291

(47) David Harness

1	2:06.030	+5.139	17:54:16.739
2	2:02.747	+1.856	17:56:19.486
3	2:03.451	+2.560	17:58:22.937
4	2:04.348	+3.457	18:00:27.285
5	2:02.106	+1.215	18:02:29.391
6	2:01.396	+0.505	18:04:30.787
7	2:00.891		18:06:31.678
8	2:01.286	+0.395	18:08:32.964

(84) John Coleman

1	2:04.408	+2.866	17:54:16.213
2	2:01.542		17:56:17.755
3	2:01.617	+0.075	17:58:19.372
4	2:01.993	+0.451	18:00:21.365
5	2:02.660	+1.118	18:02:24.025
6	2:02.529	+0.987	18:04:26.554
7	2:03.379	+1.837	18:06:29.933
8	2:03.213	+1.671	18:08:33.146

(43) Carl Spencer

1	2:06.828	+7.776	17:54:18.256
2	2:02.857	+3.805	17:56:21.113
3	2:02.791	+3.739	17:58:23.904
4	2:04.503	+5.451	18:00:28.407
5	2:01.801	+2.749	18:02:30.208
6	2:02.856	+3.804	18:04:33.064
7	1:59.052		18:06:32.116
8	2:02.282	+3.230	18:08:34.398

(98) Robert Pragnell

1	2:09.726	+4.099	17:54:21.790
---	----------	--------	--------------

Lap	Lap Tm	Diff	Time of Day
2	2:10.046	+4.419	17:56:31.836
3	2:09.209	+3.582	17:58:41.045
4	2:07.346	+1.719	18:00:48.391
5	2:07.512	+1.885	18:02:55.903
6	2:05.712	+0.085	18:05:01.615
7	2:05.839	+0.212	18:07:07.454
8	2:05.627		18:09:13.081

(8) Mark Lumb

1	2:11.149	+1.598	17:54:22.781
2	2:09.969	+0.418	17:56:32.750
3	2:09.551		17:58:42.301
4	2:12.529	+2.978	18:00:54.830
5	2:13.791	+4.240	18:03:08.621
6	2:16.283	+6.732	18:05:24.904
7	2:13.964	+4.413	18:07:38.868

(19) Thomas Bracken

1	1:59.568	+11.612	17:54:09.687
2	1:51.756	+3.800	17:56:01.443
3	1:50.987	+3.031	17:57:52.430
4	1:47.956		17:59:40.386
5	1:49.537	+1.581	18:01:29.923
6	1:50.379	+2.423	18:03:20.302

(115) Keith Warren

1	2:01.791	+4.231	17:54:13.116
2	1:57.560		17:56:10.676
3	2:00.189	+2.629	17:58:10.865
4	1:59.444	+1.884	18:00:10.309
5	2:00.953	+3.393	18:02:11.262
6	2:00.915	+3.355	18:04:12.177

(2) Colin Dunstan

1	2:03.734	+6.381	17:54:12.037
2	1:57.353		17:56:09.390

Chief Timekeeper:

Clerk of Course:

Weather &Track Bright / Dry

Results: www.sportstimingservices.com

Printed: 30/05/2010 18:11:17





Thundersport GB - Rounds 7 and 8

Sorted on Laps

LMB Streetfighters

Cadwell Park 2.173 Miles

Race 7

31/05/2010 12:56

Race started at 12:56:02

Pos	No.	Name	Class	Make	Model	Laps	Total Tm	Diff	Best Tm	Best Spd	In Lap
1	34	Chris Matthews	Streetfighter A	Suzuki	750 A	8	13:26.564		1:39.053	78.976	4
2	95	Jamie Wilkins	Streetfighter A	Suzuki	750 A	8	13:33.665	7.101	1:39.071	78.962	6
3	33	Andy Denyer	Streetfighter A	Triumph	675 A	8	13:35.749	9.185	1:40.863	77.559	4
4	44	Michael Riddle	Streetfighter A	Kawasaki	636 A	8	13:45.686	19.122	1:41.365	77.175	5
5	30	Barry Utting	Streetfighter B	Honda	600 B	8	13:49.000	22.436	1:40.579	77.778	5
6	40	Keith Smith	Streetfighter A	Aprilia	1000 A	8	13:53.313	26.749	1:41.274	77.244	2
7	52	Sean Goldsmith	Streetfighter C	KTM	690 C	8	13:53.721	27.157	1:42.898	76.025	4
8	21	Martin Stanier	Streetfighter B	Honda	600 B	8	13:54.721	28.157	1:42.949	75.987	8
9	22	Mark Andrew	Streetfighter A	Suzuki	750 A	8	14:04.926	38.362	1:42.848	76.062	3
10	35	Tony Hughes	Streetfighter C	KTM	660 C	8	14:05.463	38.899	1:43.753	75.398	8
11	12	Lee Hardy	Streetfighter A	Aprilia	1000 A	8	14:06.364	39.800	1:44.494	74.864	3
12	77	Nigel Davis	Streetfighter B	Yamaha	600 B	8	14:25.917	59.353	1:45.982	73.813	6
13	17	Robert Norman	Streetfighter B	Honda	600 B	8	14:27.703	1:01.139	1:46.135	73.706	5
14	50	Darren Smith	Streetfighter B	Honda	600 B	8	14:27.807	1:01.243	1:46.358	73.552	5
15	48	Richard Harrison	Streetfighter B	Honda	600 B	8	14:28.867	1:02.303	1:46.925	73.162	4
16	19	Thomas Bracken	Streetfighter B	Honda	600 B	8	14:29.480	1:02.916	1:46.318	73.579	3
17	5	Mick Everitt	Streetfighter C	KTM	660 C	8	14:34.937	1:08.373	1:46.712	73.308	7
18	57	Keith Jackson	Streetfighter B	Harley Dav	1200 A	8	14:36.450	1:09.886	1:46.893	73.183	6
19	7	Duncan MacMillan	Streetfighter C	KTM	690 C	8	14:43.065	1:16.501	1:47.127	73.024	7
20	2	Colin Dunstan	Streetfighter B	Honda	600 B	8	14:44.820	1:18.256	1:47.251	72.939	3
21	6	Garry Coombes	Streetfighter C	Aprilia	550 C	8	14:46.337	1:19.773	1:48.579	72.047	7
22	134	Nick Bousted	Streetfighter C	Ducati	620 C	8	14:46.425	1:19.861	1:47.847	72.536	7
23	111	Richard Seago	Streetfighter C	KTM	660 C	8	15:05.445	1:38.881	1:49.914	71.172	6
24	14	Brad Davey	Streetfighter C	Aprilia	450 C	8	15:08.717	1:42.153	1:51.945	69.881	8
25	177	Gary Paul	Streetfighter C	Honda	450 C	8	15:10.394	1:43.830	1:51.342	70.259	8
26	115	Keith Warren	Streetfighter C	KTM	660 C	7	13:33.006	1 Lap	1:53.984	68.631	3
27	84	John Coleman	Streetfighter C	KTM	660 C	7	13:34.068	1 Lap	1:53.189	69.113	2
28	11	Trevor Fyfe	Streetfighter B	Honda	600 B	7	13:35.621	1 Lap	1:54.755	68.170	3
29	98	Robert Pragnell	Streetfighter B	Suzuki	600 B	7	13:51.046	1 Lap	1:55.695	67.616	3
30	43	Carl Spencer	Streetfighter B	Honda	600 B	7	13:51.076	1 Lap	1:55.018	68.014	5
31	47	David Harness	Streetfighter A	Aprilia	1000 A	7	14:30.766	1 Lap	2:01.900	64.174	4
32	8	Mark Lumb	Streetfighter B	Ducati	900 B	7	14:50.160	1 Lap	2:02.845	63.680	2
Not classified ()											
	525	Martin Ayres	Streetfighter B	Kawasaki	600 C	7	12:38.596	DNF	1:44.896	74.577	5
	135	Chris Harrison	Streetfighter C	Aprilia	450 C		2.149	DNF	-	-	0

Margin of Victory	Avg. Speed	Best Lap Tm	Best Spd	Best Lap by
7.101	77.591	1:39.053	78.976	34 - Chris Matthews

Chief Timekeeper:
Clerk of Course:
Weather &Track;Bright / Dry
Results: www.sportstiming.com





Thundersport GB - Rounds 7 and 8

Lapchart

LMB Streetfighters

Cadwell Park 2.173 Miles

Race 7

31/05/2010 12:56

Race started at 12:56:02

Competitors	Laps								
	0	1	2	3	4	5	6	7	8
Keith Smith (40)	1	40	33	33	34	34	34	34	34
Sean Goldsmith (52)	2	52	40	40	33	33	33	95	95
Michael Riddle (44)	3	44	44	34	40	44	95	33	33
Chris Harrison (135)	4	135	34	44	44	95	44	44	44
Andy Denyer (33)	5	33	21	21	95	40	40	30	30
Martin Stanier (21)	6	21	52	52	21	52	30	40	52
Chris Matthews (34)	7	34	12	12	52	21	52	40	52
Tony Hughes (35)	8	35	35	35	22	30	21	21	21
Lee Hardy (12)	9	12	22	95	12	22	22	22	22
Robert Norman (17)	10	17	48	22	30	12	35	12	35
Richard Harrison (48)	11	48	17	30	35	35	12	35	12
Nick Bousted (134)	12	134	95	48	48	48	48	525	77
Mick Everitt (5)	13	5	50	17	17	17	17	77	17
Garry Coombes (6)	14	6	77	50	50	50	525	48	17
Duncan MacMillan (7)	15	7	30	77	77	525	50	77	48
Thomas Bracken (19)	16	19	5	525	525	77	77	50	19
Brad Davey (14)	17	14	6	19	19	19	19	19	5
Richard Seago (111)	18	111	19	5	5	5	5	5	57
Darren Smith (50)	19	50	134	6	57	57	57	57	7
Gary Paul (177)	20	177	525	57	6	6	6	6	7
Nigel Davis (77)	21	77	57	134	134	7	7	7	6
Martin Ayres (525)	22	525	7	177	7	134	134	134	111
Mark Andrew (22)	23	22	177	7	111	111	111	111	14
Trevor Fyfe (11)	24	11	14	111	177	177	177	177	14
Barry Utting (30)	25	30	115	14	14	14	14	14	177
Jamie Wilkins (95)	26	95	111	115	115	84	84	84	115
Carl Spencer (43)	27	43	11	84	84	115	115	115	84
David Harness (47)	28	47	84	11	11	11	11	11	11
Mark Lumb (8)	29	8	43	98	98	98	98	98	98
Keith Warren (115)	30	115	98	43	43	43	43	43	43
Keith Jackson (57)	31	57	47	47	47	47	47	47	47
Robert Pragnell (98)	32	98	8	8	8	8	8	8	2
John Coleman (84)	33	84	2	2	2	2	2	2	8
Colin Dunstan (2)	34	2							

Chief Timekeeper:

Clerk of Course:

Weather &Track;Bright / Dry

Results: www.sportstimingservices.com

Printed: 31/05/2010 13:14:06





Thundersport GB - Rounds 7 and 8

LMB Streetfighters

Cadwell Park 2.173 Miles

Race 7

31/05/2010 12:56

Race started at 12:56:02

Lap	Lap Tm	Diff	Time of Day
(34) Chris Matthews			
1	1:45.035	+5.982	12:57:50.736
2	1:40.770	+1.717	12:59:31.506
3	1:39.252	+0.199	13:01:10.758
4	1:39.053		13:02:49.811
5	1:39.772	+0.719	13:04:29.583
6	1:40.475	+1.422	13:06:10.058
7	1:39.489	+0.436	13:07:49.547
8	1:39.820	+0.767	13:09:29.367

(95) Jamie Wilkins			
1	1:51.710	+12.639	12:57:59.454
2	1:40.340	+1.269	12:59:39.794
3	1:40.089	+1.018	13:01:19.883
4	1:39.463	+0.392	13:02:59.346
5	1:39.215	+0.144	13:04:38.561
6	1:39.071		13:06:17.632
7	1:39.311	+0.240	13:07:56.943
8	1:39.525	+0.454	13:09:36.468

(33) Andy Denyer			
1	1:44.409	+3.546	12:57:49.603
2	1:41.312	+0.449	12:59:30.915
3	1:41.594	+0.731	13:01:12.509
4	1:40.863		13:02:53.372
5	1:40.936	+0.073	13:04:34.308
6	1:41.842	+0.979	13:06:16.150
7	1:41.405	+0.542	13:07:57.555
8	1:40.997	+0.134	13:09:38.552

(44) Michael Riddle			
1	1:45.648	+4.283	12:57:50.508
2	1:43.009	+1.644	12:59:33.517
3	1:41.386	+0.021	13:01:14.903
4	1:42.375	+1.010	13:02:57.278
5	1:41.365		13:04:38.643
6	1:43.611	+2.246	13:06:22.254
7	1:41.987	+0.622	13:08:04.241
8	1:44.248	+2.883	13:09:48.489

(30) Barry Utting			
1	1:53.127	+12.548	12:58:00.830
2	1:41.808	+1.229	12:59:42.638
3	1:41.500	+0.921	13:01:24.138
4	1:41.587	+1.008	13:03:05.725
5	1:40.579		13:04:46.304
6	1:42.001	+1.422	13:06:28.305
7	1:41.289	+0.710	13:08:09.594
8	1:42.209	+1.630	13:09:51.803

(40) Keith Smith			
1	1:45.975	+4.701	12:57:50.145
2	1:41.274		12:59:31.419
3	1:41.431	+0.157	13:01:12.850
4	1:48.604	+7.330	13:03:01.454
5	1:43.284	+2.010	13:04:44.738
6	1:44.738	+3.464	13:06:29.476
7	1:44.211	+2.937	13:08:13.687
8	1:42.429	+1.155	13:09:56.116

(52) Sean Goldsmith			
1	1:48.436	+5.538	12:57:52.703
2	1:43.406	+0.508	12:59:36.109
3	1:44.113	+1.215	13:01:20.222
4	1:42.898		13:03:03.120
5	1:43.449	+0.551	13:04:46.569
6	1:43.287	+0.389	13:06:29.856
7	1:42.901	+0.003	13:08:12.757
8	1:43.767	+0.869	13:09:56.524

(21) Martin Stanier			
1	1:46.414	+3.465	12:57:51.948
2	1:43.782	+0.833	12:59:35.730
3	1:44.274	+1.325	13:01:20.004
4	1:44.600	+1.651	13:03:04.604
5	1:42.979	+0.030	13:04:47.583
6	1:43.523	+0.574	13:06:31.106
7	1:43.469	+0.520	13:08:14.575
8	1:42.949		13:09:57.524

(22) Mark Andrew			
1	1:49.449	+6.601	12:57:56.897
2	1:42.916	+0.068	12:59:39.813
3	1:42.848		13:01:22.661
4	1:43.796	+0.948	13:03:06.457
5	1:44.388	+1.540	13:04:50.845
6	1:44.367	+1.519	13:06:35.212
7	1:46.278	+3.430	13:08:21.490
8	1:46.239	+3.391	13:10:07.729

(35) Tony Hughes			
1	1:49.565	+5.812	12:57:55.333
2	1:44.448	+0.695	12:59:39.781
3	1:44.541	+0.788	13:01:24.322
4	1:44.703	+0.950	13:03:09.025
5	1:44.157	+0.404	13:04:53.182
6	1:45.801	+2.048	13:06:38.983
7	1:45.530	+1.777	13:08:24.513
8	1:43.753		13:10:08.266

(12) Lee Hardy			
1	1:48.682	+4.188	12:57:54.478
2	1:44.780	+0.286	12:59:39.258
3	1:44.494		13:01:23.752
4	1:44.882	+0.388	13:03:08.634
5	1:45.345	+0.851	13:04:53.979
6	1:44.537	+0.043	13:06:38.516
7	1:45.520	+1.026	13:08:24.036
8	1:45.131	+0.637	13:10:09.167

(77) Nigel Davis			
1	1:53.377	+7.395	12:58:00.474
2	1:48.190	+2.208	12:59:48.664
3	1:47.097	+1.115	13:01:35.761
4	1:47.154	+1.172	13:03:22.915
5	1:46.706	+0.724	13:05:09.621
6	1:45.982		13:06:55.603
7	1:46.228	+0.246	13:08:41.831
8	1:46.889	+0.907	13:10:28.720

(17) Robert Norman			
---------------------------	--	--	--

1	1:52.866	+6.731	12:57:58.939
2	1:48.297	+2.162	12:59:47.236
3	1:47.114	+0.979	13:01:34.350
4	1:46.680	+0.545	13:03:21.030
5	1:46.135		13:05:07.165
6	1:47.122	+0.987	13:06:54.287
7	1:47.817	+1.682	13:08:42.104
8	1:48.402	+2.267	13:10:30.506

(50) Darren Smith			
1	1:52.877	+6.519	12:57:59.852
2	1:47.997	+1.639	12:59:47.849
3	1:47.307	+0.949	13:01:35.156
4	1:46.741	+0.383	13:03:21.897
5	1:46.358		13:05:08.255
6	1:47.804	+1.446	13:06:56.059
7	1:46.660	+0.302	13:08:42.719
8	1:47.891	+1.533	13:10:30.610

(48) Richard Harrison			
1	1:50.818	+3.893	12:57:57.146
2	1:47.624	+0.699	12:59:44.770
3	1:47.250	+0.325	13:01:32.020
4	1:46.925		13:03:18.945
5	1:47.767	+0.842	13:05:06.712
6	1:48.175	+1.250	13:06:54.887
7	1:47.826	+0.901	13:08:42.713
8	1:48.957	+2.032	13:10:31.670

(19) Thomas Bracken			
1	1:56.028	+9.710	12:58:02.813
2	1:47.644	+1.326	12:59:50.457
3	1:46.318		13:01:36.775
4	1:46.466	+0.148	13:03:23.241
5	1:46.626	+0.308	13:05:09.867
6	1:46.427	+0.109	13:06:56.294
7	1:46.842	+0.524	13:08:43.136
8	1:49.147	+2.829	13:10:32.283

(5) Mick Everitt			
1	1:55.128	+8.416	12:58:01.581
2	1:50.731	+4.019	12:59:52.312
3	1:48.088	+1.376	13:01:40.400
4	1:47.615	+0.903	13:03:28.015
5	1:47.228	+0.516	13:05:15.243
6	1:47.284	+0.572	13:07:02.527
7	1:46.712		13:08:49.239
8	1:48.501	+1.789	13:10:37.740

(57) Keith Jackson			
1	1:56.107	+9.214	12:58:04.286
2	1:49.100	+2.207	12:59:53.386
3	1:48.773	+1.880	13:01:42.159
4	1:47.857	+0.964	13:03:30.016
5	1:47.580	+0.687	13:05:17.596
6	1:46.893		13:07:04.489
7	1:46.898	+0.005	13:08:51.387
8	1:47.866	+0.973	13:10:39.253

(7) Duncan MacMillan			
1	1:57.579	+10.452	12:58:04.312

Chief Timekeeper:

Clerk of Course:

Weather &Track;Bright / Dry

Results: www.sportstimingservices.com

Printed: 31/05/2010 13:13:38





Thundersport GB - Rounds 7 and 8

LMB Streetfighters

Cadwell Park 2.173 Miles

Race 7

31/05/2010 12:56

Race started at 12:56:02

Lap	Lap Tm	Diff	Time of Day
2	1:52.779	+5.652	12:59:57.091
3	1:48.090	+0.963	13:01:45.181
4	1:47.378	+0.251	13:03:32.559
5	1:49.289	+2.162	13:05:21.848
6	1:48.951	+1.824	13:07:10.799
7	1:47.127		13:08:57.926
8	1:47.942	+0.815	13:10:45.868

(2) Colin Dunstan

1	1:50.770	+3.519	12:59:52.164
2	1:52.719	+5.468	13:01:44.884
3	1:47.251		13:03:32.135
4	1:49.187	+1.936	13:05:21.322
5	1:48.484	+1.233	13:07:09.806
6	1:48.718	+1.467	13:08:58.524
7	1:49.099	+1.848	13:10:47.623

(6) Garry Coombes

1	1:55.391	+6.812	12:58:02.042
2	1:50.330	+1.751	12:59:52.372
3	1:50.280	+1.701	13:01:42.652
4	1:49.706	+1.127	13:03:32.358
5	1:49.142	+0.563	13:05:21.500
6	1:48.752	+0.173	13:07:10.252
7	1:48.579		13:08:58.831
8	1:50.309	+1.730	13:10:49.140

(134) Nick Boustead

1	1:56.547	+8.700	12:58:02.887
2	1:50.735	+2.888	12:59:53.622
3	1:49.677	+1.830	13:01:43.299
4	1:49.943	+2.096	13:03:33.242
5	1:49.035	+1.188	13:05:22.277
6	1:48.946	+1.099	13:07:11.223
7	1:47.847		13:08:59.070
8	1:50.158	+2.311	13:10:49.228

(111) Richard Seago

1	1:59.185	+9.271	12:58:06.126
2	1:51.991	+2.077	12:59:58.117
3	1:51.478	+1.564	13:01:49.595
4	1:51.086	+1.172	13:03:40.681
5	1:49.994	+0.080	13:05:30.675
6	1:49.914		13:07:20.589
7	1:54.226	+4.312	13:09:14.815
8	1:53.433	+3.519	13:11:08.248

(14) Brad Davey

1	1:58.179	+6.234	12:58:05.095
2	1:53.583	+1.638	12:59:58.678
3	1:52.215	+0.270	13:01:50.893
4	1:52.592	+0.647	13:03:43.485
5	1:52.003	+0.058	13:05:35.488
6	1:52.134	+0.189	13:07:27.622
7	1:51.953	+0.008	13:09:19.575
8	1:51.945		13:11:11.520

(177) Gary Paul

1	1:57.707	+6.365	12:58:04.775
2	1:52.287	+0.945	12:59:57.062
3	1:53.058	+1.716	13:01:50.120

Lap	Lap Tm	Diff	Time of Day
4	1:52.104	+0.762	13:03:42.224
5	1:51.797	+0.455	13:05:34.021
6	1:53.545	+2.203	13:07:27.566
7	1:54.289	+2.947	13:09:21.855
8	1:51.342		13:11:13.197

(115) Keith Warren

1	1:57.400	+3.416	12:58:05.569
2	1:53.994	+0.010	12:59:59.563
3	1:53.984		13:01:53.547
4	1:55.319	+1.335	13:03:48.866
5	1:55.142	+1.158	13:05:44.008
6	1:55.392	+1.408	13:07:39.400
7	1:56.409	+2.425	13:09:35.809

(84) John Coleman

1	1:59.489	+6.300	12:58:08.024
2	1:53.189		13:00:01.213
3	1:53.433	+0.244	13:01:54.646
4	1:53.668	+0.479	13:03:48.314
5	1:54.566	+1.377	13:05:42.880
6	1:56.224	+3.035	13:07:39.104
7	1:57.767	+4.578	13:09:36.871

(11) Trevor Fyfe

1	1:59.534	+4.779	12:58:07.211
2	1:54.928	+0.173	13:00:02.139
3	1:54.755		13:01:56.894
4	1:55.799	+1.044	13:03:52.693
5	1:55.571	+0.816	13:05:48.264
6	1:55.140	+0.385	13:07:43.404
7	1:55.020	+0.265	13:09:38.424

(98) Robert Pragnell

1	2:02.430	+6.735	12:58:10.931
2	1:55.815	+0.120	13:00:06.746
3	1:55.695		13:02:02.441
4	1:57.275	+1.580	13:03:59.716
5	1:57.599	+1.904	13:05:57.315
6	1:58.258	+2.563	13:07:55.573
7	1:58.276	+2.581	13:09:53.849

(43) Carl Spencer

1	2:02.905	+7.887	12:58:10.729
2	1:58.068	+3.050	13:00:08.797
3	1:59.327	+4.309	13:02:08.124
4	1:57.053	+2.035	13:04:05.177
5	1:55.018		13:06:00.195
6	1:57.279	+2.261	13:07:57.474
7	1:56.405	+1.387	13:09:53.879

(47) David Harness

1	2:04.838	+2.938	12:58:12.901
2	2:04.191	+2.291	13:00:17.092
3	2:02.692	+0.792	13:02:19.784
4	2:01.900		13:04:21.684
5	2:03.016	+1.116	13:06:24.700
6	2:05.179	+3.279	13:08:29.879
7	2:03.690	+1.790	13:10:33.569

(8) Mark Lumb

Chief Timekeeper:


Clerk of Course:

Weather &Track;Bright / Dry

Results: www.sportstimingservices.com

Printed: 31/05/2010 13:13:38





Thundersport GB - Rounds 7 and 8

Sorted on Laps

LMB Streetfighters

Cadwell Park 2.173 Miles

Race 16

31/05/2010 17:46

Race started at 17:46:57

Pos	No.	Name	Class	Make	Model	Laps	Total Tm	Diff	Best Tm	Best Spd	In Lap
1	34	Chris Matthews	Streetfighter A	Suzuki	750 A	4	6:46.083		1:39.325	78.760	2
2	95	Jamie Wilkins	Streetfighter A	Suzuki	750 A	4	6:49.427	3.344	1:38.274	79.602	3
3	33	Andy Denyer	Streetfighter A	Triumph	675 A	4	6:50.634	4.551	1:40.888	77.539	4
4	40	Keith Smith	Streetfighter A	Aprilia	1000 A	4	6:52.405	6.322	1:41.673	76.941	2
5	52	Sean Goldsmith	Streetfighter C	KTM	690 C	4	6:59.960	13.877	1:43.244	75.770	2
6	30	Barry Utting	Streetfighter B	Honda	600 B	4	7:00.792	14.709	1:40.969	77.477	3
7	21	Martin Stanier	Streetfighter B	Honda	600 B	4	7:01.173	15.090	1:43.568	75.533	3
8	35	Tony Hughes	Streetfighter C	KTM	660 C	4	7:01.377	15.294	1:43.404	75.653	2
9	50	Darren Smith	Streetfighter B	Honda	600 B	4	7:15.345	29.262	1:45.879	73.884	4
10	17	Robert Norman	Streetfighter B	Honda	600 B	4	7:15.796	29.713	1:45.557	74.110	4
11	7	Duncan MacMillan	Streetfighter C	KTM	690 C	4	7:16.512	30.429	1:45.716	73.998	4
12	135	Chris Harrison	Streetfighter C	Aprilia	450 C	4	7:16.617	30.534	1:47.877	72.516	2
13	48	Richard Harrison	Streetfighter B	Honda	600 B	4	7:16.870	30.787	1:45.938	73.843	4
14	19	Thomas Bracken	Streetfighter B	Honda	600 B	4	7:23.227	37.144	1:44.591	74.794	4
15	2	Colin Dunstan	Streetfighter B	Honda	600 B	4	7:24.488	38.405	1:48.007	72.429	3
16	5	Mick Everitt	Streetfighter C	KTM	660 C	4	7:24.711	38.628	1:46.903	73.177	4
17	134	Nick Bousted	Streetfighter C	Ducati	620 C	4	7:25.581	39.498	1:48.601	72.032	3
18	6	Garry Coombes	Streetfighter C	Aprilia	550 C	4	7:26.393	40.310	1:48.901	71.834	4
19	22	Mark Andrew	Streetfighter A	Suzuki	750 A	4	7:28.790	42.707	1:46.743	73.286	3
20	111	Richard Seago	Streetfighter C	KTM	660 C	4	7:36.298	50.215	1:49.989	71.123	3
21	177	Gary Paul	Streetfighter C	Honda	450 C	4	7:36.963	50.880	1:50.639	70.706	4
22	115	Keith Warren	Streetfighter C	KTM	660 C	4	7:37.487	51.404	1:50.402	70.857	3
23	14	Brad Davey	Streetfighter C	Aprilia	450 C	4	7:56.277	1:10.194	1:53.152	69.135	4
24	98	Robert Pragnell	Streetfighter B	Suzuki	600 B	4	7:56.748	1:10.665	1:55.179	67.919	4
25	84	John Coleman	Streetfighter C	KTM	660 C	4	7:59.600	1:13.517	1:57.964	66.315	3
26	43	Carl Spencer	Streetfighter B	Honda	600 B	4	7:59.708	1:13.625	1:56.108	67.375	4
27	11	Trevor Fyfe	Streetfighter B	Honda	600 B	4	8:02.893	1:16.810	1:56.822	66.963	4
28	47	David Harness	Streetfighter A	Aprilia	1000 A	4	8:04.680	1:18.597	1:58.853	65.819	4
29	8	Mark Lumb	Streetfighter B	Ducati	900 B	4	8:32.727	1:46.644	2:05.751	62.209	4
Not classified (0)											
	77	Nigel Davis	Streetfighter B	Yamaha	600 B	1	2:00.782	DNF	1:55.616	67.662	1
	44	Michael Riddle	Streetfighter A	Kawasaki	636 A		2.495	DNF		-	0

Announcements

No.19 - 10 Second Penalty added - JUMP START

Margin of Victory	Avg. Speed	Best Lap Tm	Best Spd	Best Lap by
3.344	77.056	1:38.274	79.602	95 - Jamie Wilkins

Chief Timekeeper:

Clerk of Course:

Weather &Track;Cloudy / Dry

Results: www.sportstimingservices.com





Thundersport GB - Rounds 7 and 8

Lapchart

LMB Streetfighters

Cadwell Park 2.173 Miles

Race 16

31/05/2010 17:46

Race started at 17:46:57

Competitors	Laps					
	0	1	2	3	4	
Keith Smith (40)	1	40	40	34	34	34
Sean Goldsmith (52)	2	52	33	40	33	95
Michael Riddle (44)	3	44	34	33	95	33
Chris Harrison (135)	4	135	52	95	40	40
Andy Denyer (33)	5	33	21	52	52	52
Martin Stanier (21)	6	21	35	21	21	30
Tony Hughes (35)	7	35	135	35	35	21
Chris Matthews (34)	8	34	95	30	30	35
Robert Norman (17)	9	17	17	135	135	19
Richard Harrison (48)	10	48	48	50	19	50
Nick Bousted (134)	11	134	19	17	50	17
Garry Coombes (6)	12	6	50	19	17	7
Richard Seago (111)	13	111	30	48	7	135
Mick Everitt (5)	14	5	7	7	48	48
Thomas Bracken (19)	15	19	134	134	134	5
Duncan MacMillan (7)	16	7	6	6	6	134
Brad Davey (14)	17	14	5	5	5	6
Gary Paul (177)	18	177	77	22	22	22
Darren Smith (50)	19	50	111	177	111	111
Nigel Davis (77)	20	77	22	111	177	177
Mark Andrew (22)	21	22	177	115	115	115
David Harness (47)	22	47	14	43	84	14
Jamie Wilkins (95)	23	95	115	84	98	98
Barry Utting (30)	24	30	84	98	14	84
Keith Warren (115)	25	115	43	14	43	43
Carl Spencer (43)	26	43	47	47	47	11
Trevor Fyfe (11)	27	11	98	11	11	47
John Coleman (84)	28	84	11	8	8	8
Mark Lumb (8)	29	8	8	2	2	
Robert Pragnell (98)	30	98	2			
Colin Dunstan (2)	31	2				

Chief Timekeeper:

Clerk of Course:

Weather &Track;Cloudy / Dry

Results: www.sportstimingservices.com

Printed: 31/05/2010 17:58:55





Thundersport GB - Rounds 7 and 8

LMB Streetfighters

Cadwell Park 2.173 Miles

Race 16

31/05/2010 17:46

Race started at 17:46:57

Lap	Lap Tm	Diff	Time of Day
(34) Chris Matthews			
1	1:44.066	+4.741	17:48:45.024
2	1:39.325		17:50:24.349
3	1:39.579	+0.254	17:52:03.928
4	1:39.662	+0.337	17:53:43.590
(95) Jamie Wilkins			
1	1:47.305	+9.031	17:48:50.462
2	1:38.963	+0.689	17:50:29.425
3	1:38.274		17:52:07.699
4	1:39.235	+0.961	17:53:46.934
(33) Andy Denyer			
1	1:44.559	+3.671	17:48:44.946
2	1:41.338	+0.450	17:50:26.284
3	1:40.969	+0.081	17:52:07.253
4	1:40.888		17:53:48.141
(40) Keith Smith			
1	1:44.752	+3.079	17:48:44.202
2	1:41.673		17:50:25.875
3	1:41.962	+0.289	17:52:07.837
4	1:42.075	+0.402	17:53:49.912
(52) Sean Goldsmith			
1	1:46.916	+3.672	17:48:46.568
2	1:43.244		17:50:29.812
3	1:43.739	+0.495	17:52:13.551
4	1:43.916	+0.672	17:53:57.467
(30) Barry Utting			
1	1:50.223	+9.254	17:48:53.409
2	1:42.413	+1.444	17:50:35.822
3	1:40.969		17:52:16.791
4	1:41.508	+0.539	17:53:58.299
(21) Martin Stanier			
1	1:47.110	+3.542	17:48:47.708
2	1:43.647	+0.079	17:50:31.355
3	1:43.568		17:52:14.923
4	1:43.757	+0.189	17:53:58.680
(35) Tony Hughes			
1	1:47.241	+3.837	17:48:48.151
2	1:43.404		17:50:31.555
3	1:43.679	+0.275	17:52:15.234
4	1:43.650	+0.246	17:53:58.884
(50) Darren Smith			
1	1:50.844	+4.965	17:48:53.407
2	1:46.538	+0.659	17:50:39.945
3	1:47.028	+1.149	17:52:26.973
4	1:45.879		17:54:12.852
(17) Robert Norman			
1	1:51.299	+5.742	17:48:52.562
2	1:47.955	+2.398	17:50:40.517
3	1:47.229	+1.672	17:52:27.746
4	1:45.557		17:54:13.303

Lap	Lap Tm	Diff	Time of Day
(7) Duncan MacMillan			
1	1:52.329	+6.613	17:48:54.455
2	1:47.028	+1.312	17:50:41.483
3	1:46.820	+1.104	17:52:28.303
4	1:45.716		17:54:14.019
(135) Chris Harrison			
1	1:49.751	+1.874	17:48:49.818
2	1:47.877		17:50:37.695
3	1:48.135	+0.258	17:52:25.830
4	1:48.294	+0.417	17:54:14.124
(48) Richard Harrison			
1	1:51.207	+5.269	17:48:52.636
2	1:48.517	+2.579	17:50:41.153
3	1:47.286	+1.348	17:52:28.439
4	1:45.938		17:54:14.377
(19) Thomas Bracken			
1	1:50.550	+5.959	17:48:52.668
2	1:47.850	+3.259	17:50:40.518
3	1:45.625	+1.034	17:52:26.143
4	1:44.591		17:54:10.734
(2) Colin Dunstan			
1	1:49.405	+1.398	17:50:45.391
2	1:48.597	+0.590	17:52:33.988
3	1:48.007		17:54:21.995
(5) Mick Everitt			
1	1:55.320	+8.417	17:48:57.384
2	1:49.050	+2.147	17:50:46.434
3	1:48.881	+1.978	17:52:35.315
4	1:46.903		17:54:22.218
(134) Nick Bousted			
1	1:54.487	+5.886	17:48:56.171
2	1:49.568	+0.967	17:50:45.739
3	1:48.601		17:52:34.340
4	1:48.748	+0.147	17:54:23.088
(6) Garry Coombes			
1	1:54.738	+5.837	17:48:56.660
2	1:49.380	+0.479	17:50:46.040
3	1:48.959	+0.058	17:52:34.999
4	1:48.901		17:54:23.900
(22) Mark Andrew			
1	1:56.523	+9.780	17:48:59.239
2	1:52.479	+5.736	17:50:51.718
3	1:46.743		17:52:38.461
4	1:47.836	+1.093	17:54:26.297
(111) Richard Seago			
1	1:57.202	+7.213	17:48:59.200
2	1:54.046	+4.057	17:50:53.246
3	1:49.989		17:52:43.235
4	1:50.570	+0.581	17:54:33.805
(177) Gary Paul			
1	1:57.252	+6.613	17:48:59.500

Lap	Lap Tm	Diff	Time of Day
2	1:53.481	+2.842	17:50:52.981
3	1:50.850	+0.211	17:52:43.831
4	1:50.639		17:54:34.470
(115) Keith Warren			
1	1:57.163	+6.761	17:49:00.652
2	1:53.039	+2.637	17:50:53.691
3	1:50.402		17:52:44.093
4	1:50.901	+0.499	17:54:34.994
(14) Brad Davey			
1	1:58.144	+4.992	17:49:00.348
2	2:02.671	+9.519	17:51:03.019
3	1:57.613	+4.461	17:53:00.632
4	1:53.152		17:54:53.784
(98) Robert Pragnell			
1	2:01.100	+5.921	17:49:05.120
2	1:57.096	+1.917	17:51:02.216
3	1:56.860	+1.681	17:52:59.076
4	1:55.179		17:54:54.255
(84) John Coleman			
1	1:59.138	+1.174	17:49:02.960
2	1:58.139	+0.175	17:51:01.099
3	1:57.964		17:52:59.063
4	1:58.044	+0.080	17:54:57.107
(43) Carl Spencer			
1	2:00.151	+4.043	17:49:03.647
2	1:57.088	+0.980	17:51:00.735
3	2:00.372	+4.264	17:53:01.107
4	1:56.108		17:54:57.215
(11) Trevor Fyfe			
1	2:02.125	+5.303	17:49:05.822
2	1:59.110	+2.288	17:51:04.932
3	1:58.646	+1.824	17:53:03.578
4	1:56.822		17:55:00.400
(47) David Harness			
1	2:01.541	+2.688	17:49:04.626
2	1:59.649	+0.796	17:51:04.275
3	1:59.059	+0.206	17:53:03.334
4	1:58.853		17:55:02.187
(8) Mark Lumb			
1	2:07.999	+2.248	17:49:11.981
2	2:06.491	+0.740	17:51:18.472
3	2:06.011	+0.260	17:53:24.483
4	2:05.751		17:55:30.234
(77) Nigel Davis			
1	1:55.616		17:48:58.289

Chief Timekeeper:

Clerk of Course:

Weather &Track;Cloudy / Dry

Results: www.sportstimingservices.com





Thundersport GB - Rounds 7 and 8

Sorted on Best Lap time

Michelin Thundersport GP2 & Minitwin

Cadwell Park 2.173 Miles

1st Qualifying

29/05/2010 14:06

Practice started at 14:06:45

Pos	No.	Name	Class	Make	Model	Best Tm	In Lap	Diff	2nd Best	2nd Lap
1	17	Ian Popplewell	Minitwin	Kawasaki	650 M	1:53.287	9		1:53.860	6
2	35	Clive White	Minitwin	Suzuki	650 M	1:54.073	3	0.786	1:54.250	4
3	7	Alex Hutchinson	GP2	Kawasaki	400	1:54.843	4	1.556	1:56.186	6
4	25	Ben Gautrey	GP2	Aprilia	450	1:54.981	6	1.694	1:57.110	5
5	94	Phil Page	GP2	Aprilia	450	1:55.430	6	2.143	1:55.988	5
6	86	Chris Boland	Minitwin	Suzuki	650 M	1:55.861	8	2.574	1:56.469	6
7	111	Alex Heaton	GP2	Ducati	800	1:56.309	5	3.022	1:57.699	4
8	100	Connor Tagg	GP2	Aprilia	450	1:57.642	9	4.355	1:59.494	7
9	4	Stuart Martin	Minitwin	Suzuki	650 M	1:57.690	8	4.403	1:59.243	6
10	14	Will Hodgson	GP2	Aprilia	450	1:57.997	8	4.710	2:01.984	5
11	2	Alec Collinson	GP2	Kawasaki	400	1:58.259	9	4.972	1:58.686	8
12	101	Andy Lawson	Minitwin	Suzuki	650 M	1:58.866	2	5.579	2:01.815	1
13	30	Liam Shellcock	GP2	Aprilia	450	1:59.382	4	6.095	2:00.914	2
14	117	Ross Jackman	GP2	Kawasaki	400	1:59.629	4	6.342	2:03.547	3
15	6	Joe Carnell	Minitwin	Kawasaki	650 M	2:00.347	3	7.060	2:00.802	4
16	73	Charlie Mowbray	GP2	Suzuki	650	2:00.458	8	7.171	2:02.336	7
17	22	Sam Nicholson	Minitwin	Suzuki	650 M	2:01.503	7	8.216	2:02.879	9
18	15	Leigh Hutchinson	Minitwin	Suzuki	650 M	2:03.098	8	9.811	2:03.367	7
19	87	Duane Bliss	Minitwin	Kawasaki	650 M	2:03.109	4	9.822	2:03.477	9
20	55	Phil Cox	GP2	Yamaha	400	2:04.262	9	10.975	2:04.455	8
21	88	Andrew Bright	Minitwin	Suzuki	650 M	2:04.856	9	11.569	2:05.075	7
22	99	Mike Lawson	Minitwin	Kawasaki	650 M	2:06.147	9	12.860	2:07.126	6
23	3	Richie Gelder	Minitwin	Suzuki	650	2:09.011	4	15.724	2:09.276	5
24	80	Acea Webb	GP2	Aprilia	450	2:10.045	4	16.758	2:10.954	3
25	5	Paul Maxfield	GP2	Honda	400	2:12.352	2	19.065	2:12.458	4

Chief Timekeeper:

Clerk of Course:

Weather & Track: Raining / Wet

Results: www.sportstimingservices.com

Printed: 29/05/2010 14:51:05





Thundersport GB - Rounds 7 and 8

Sorted on Best Lap time

Michelin Thundersport GP2 & Minitwin

Cadwell Park 2.173 Miles

2nd Qualifying

30/05/2010 09:14

Practice started at 9:13:59

Pos	No.	Name	Class	Make	Model	Best Tm	In Lap	Diff	2nd Best	2nd Lap
1	7	Alex Hutchinson	GP2	Kawasaki	400	1:39.813	5		1:41.071	3
2	77	Alan Percival	GP2	Kawasaki	400	1:42.187	5	2.374	1:42.943	4
3	101	Andy Lawson	Minitwin	Suzuki	650 M	1:42.715	5	2.902	1:42.902	4
4	17	Ian Poplewell	Minitwin	Kawasaki	650 M	1:43.426	5	3.613	1:43.542	4
5	35	Clive White	Minitwin	Suzuki	650 M	1:43.614	5	3.801	1:43.724	4
6	111	Alex Heaton	GP2	Ducati	800	1:43.709	3	3.896	1:43.759	5
7	100	Connor Tagg	GP2	Aprilia	450	1:44.157	3	4.344	1:45.224	2
8	25	Ben Gautrey	GP2	Aprilia	450	1:44.208	5	4.395	1:44.692	4
9	94	Phil Page	GP2	Aprilia	450	1:45.576	5	5.763	1:45.657	3
10	30	Liam Shellcock	GP2	Aprilia	450	1:46.669	3	6.856	1:47.637	5
11	43	Colin Stephenson	Minitwin	Suzuki	650 M	1:46.748	5	6.935	1:47.242	4
12	86	Chris Boland	Minitwin	Suzuki	650 M	1:47.687	5	7.874	1:49.162	4
13	14	Will Hodgson	GP2	Aprilia	450	1:47.727	3	7.914	1:48.879	2
14	4	Stuart Martin	Minitwin	Suzuki	650 M	1:47.800	4	7.987	1:49.021	3
15	117	Ross Jackman	GP2	Kawasaki	400	1:47.841	3	8.028	1:49.427	5
16	88	Andrew Bright	Minitwin	Suzuki	650 M	1:49.478	3	9.665	1:49.660	4
17	87	Duane Bliss	Minitwin	Kawasaki	650 M	1:49.842	4	10.029	1:50.514	5
18	73	Charlie Mowbray	GP2	Suzuki	650	1:50.209	4	10.396	1:51.036	5
19	6	Joe Carnell	Minitwin	Kawasaki	650 M	1:50.813	4	11.000	1:51.723	5
20	3	Richie Gelder	Minitwin	Suzuki	650	1:50.821	4	11.008	1:52.040	3
21	2	Alec Collinson	GP2	Kawasaki	400	1:50.944	1	11.131		0
22	99	Mike Lawson	Minitwin	Kawasaki	650 M	1:51.536	5	11.723	1:52.369	4
23	64	Matthew Hunter	Minitwin	Suzuki	650 M	1:51.730	5	11.917	1:52.380	4
24	55	Phil Cox	GP2	Yamaha	400	1:54.543	3	14.730	1:55.272	4
25	80	Acea Webb	GP2	Aprilia	450	1:54.841	4	15.028	1:57.077	3
26	22	Sam Nicholson	Minitwin	Suzuki	650 M	1:55.150	2	15.337	1:59.561	1
27	15	Leigh Hutchinson	Minitwin	Suzuki	650 M	1:56.690	3	16.877	1:57.556	4
28	5	Paul Maxfield	GP2	Honda	400	2:00.865	3	21.052	2:01.440	2
29	888	Alex Pykett	Minitwin	Suzuki	650 M	2:02.910	2	23.097	2:07.111	1

Chief Timekeeper:

Clerk of Course:

Weather &Track :Bright / Drying

Results: www.sportstimingservices.com

Printed: 30/05/2010 11:00:32





Thundersport GB - Rounds 7 and 8

Michelin Thundersport GP2 & Minitwin

Cadwell Park 2.173 Miles

Qualifying Overall

Pos	No.	Name	Class	Make	Model	Overall BestTm	R1. Best Tm	R2. Best Tm	Diff
1	7	Alex Hutchinson	GP2	Kawasaki	400	1:39.813	1:54.843	1:39.813	
2	77	Alan Percival	GP2	Kawasaki	400	1:42.187		1:42.187	2.374
3	101	Andy Lawson	Minitwin	Suzuki	650 M	1:42.715	1:58.866	1:42.715	2.902
4	17	Ian Popplewell	Minitwin	Kawasaki	650 M	1:43.426	1:53.287	1:43.426	3.613
5	35	Clive White	Minitwin	Suzuki	650 M	1:43.614	1:54.073	1:43.614	3.801
6	111	Alex Heaton	GP2	Ducati	800	1:43.709	1:56.309	1:43.709	3.896
7	100	Connor Tagg	GP2	Aprilia	450	1:44.157	1:57.642	1:44.157	4.344
8	25	Ben Gautrey	GP2	Aprilia	450	1:44.208	1:54.981	1:44.208	4.395
9	94	Phil Page	GP2	Aprilia	450	1:45.576	1:55.430	1:45.576	5.763
10	30	Liam Shellcock	GP2	Aprilia	450	1:46.669	1:59.382	1:46.669	6.856
11	43	Colin Stephenson	Minitwin	Suzuki	650 M	1:46.748		1:46.748	6.935
12	86	Chris Boland	Minitwin	Suzuki	650 M	1:47.687	1:55.861	1:47.687	7.874
13	14	Will Hodgson	GP2	Aprilia	450	1:47.727	1:57.997	1:47.727	7.914
14	4	Stuart Martin	Minitwin	Suzuki	650 M	1:47.800	1:57.690	1:47.800	7.987
15	117	Ross Jackman	GP2	Kawasaki	400	1:47.841	1:59.629	1:47.841	8.028
16	88	Andrew Bright	Minitwin	Suzuki	650 M	1:49.478	2:04.856	1:49.478	9.665
17	87	Duane Bliss	Minitwin	Kawasaki	650 M	1:49.842	2:03.109	1:49.842	10.029
18	73	Charlie Mowbray	GP2	Suzuki	650	1:50.209	2:00.458	1:50.209	10.396
19	6	Joe Carnell	Minitwin	Kawasaki	650 M	1:50.813	2:00.347	1:50.813	11.000
20	3	Richie Gelder	Minitwin	Suzuki	650	1:50.821	2:09.011	1:50.821	11.008
21	2	Alec Collinson	GP2	Kawasaki	400	1:50.944	1:58.259	1:50.944	11.131
22	99	Mike Lawson	Minitwin	Kawasaki	650 M	1:51.536	2:06.147	1:51.536	11.723
23	64	Matthew Hunter	Minitwin	Suzuki	650 M	1:51.730		1:51.730	11.917
24	55	Phil Cox	GP2	Yamaha	400	1:54.543	2:04.262	1:54.543	14.730
25	80	Acea Webb	GP2	Aprilia	450	1:54.841	2:10.045	1:54.841	15.028
26	22	Sam Nicholson	Minitwin	Suzuki	650 M	1:55.150	2:01.503	1:55.150	15.337
27	15	Leigh Hutchinson	Minitwin	Suzuki	650 M	1:56.690	2:03.098	1:56.690	16.877
28	5	Paul Maxfield	GP2	Honda	400	2:00.865	2:12.352	2:00.865	21.052
29	888	Alex Pykett	Minitwin	Suzuki	650 M	2:02.910		2:02.910	23.097

Chief Timekeeper:

Clerk of Course:

Weather & Track :Bright /Dry

Results: www.sportstimingservices.com

Printed: 30/05/2010 09:25:16





Thundersport GB - Rounds 7 and 8

Michelin Thundersport GP2 & Minitwin

Cadwell Park 2.173 Miles

Race Starting - Grid Sunday & Monday

30/05/2010

Race



POLE POSITION

3	2	1	1
101	77	7	
6	5	4	2
111	35	17	
9	8	7	3
94	25	100	
12	11	10	4
86	43	30	
15	14	13	5
117	4	14	
18	17	16	6
73	87	88	
21	20	19	7
2	3	6	
24	23	22	8
55	64	99	
27	26	25	9
15	22	80	
30	29	28	10
70	888	5	
33	32	31	11
89	187	56	
36	35	34	12
69	26	147	

Chief Timekeeper:
 Clerk of Course:
 Weather & Track :Bright /Dry
 Results: www.sportstimingservices.com
 Printed: 30/05/2010 09:30:15



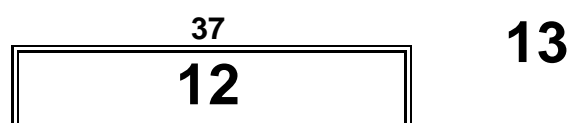



Thundersport GB - Rounds 7 and 8

Cadwell Park 2.173 Miles


Michelin Thundersport GP2 & Minitwin

Race



Chief Timekeeper:
 Clerk of Course:
 Weather &Track :Bright /Dry
 Results: www.sportstimingservices.com
 Printed: 30/05/2010 09:30:15





Thundersport GB - Rounds 7 and 8

Sorted on Laps

Michelin Thundersport GP2 & Minitwin

Cadwell Park 2.173 Miles

Race 2

30/05/2010 11:46

Race started at 11:46:49

Pos	No.	Name	Class	Make	Model	Laps	Total Tm	Diff	Best Tm	Best Spd	In Lap
1	14	Will Hodgson	GP2	Aprilia	450	6	10:48.805		1:46.318	73.579	4
2	7	Alex Hutchinson	GP2	Kawasaki	400	6	10:52.632	3.827	1:46.375	73.540	3
3	101	Andy Lawson	Minitwin	Suzuki	650 M	6	11:04.386	15.581	1:48.697	71.969	4
4	17	Ian Popplewell	Minitwin	Kawasaki	650 M	6	11:04.884	16.079	1:48.270	72.253	2
5	111	Alex Heaton	GP2	Ducati	800	6	11:08.520	19.715	1:50.090	71.058	4
6	30	Liam Shellcock	GP2	Aprilia	450	6	11:13.627	24.822	1:49.956	71.145	6
7	117	Ross Jackman	GP2	Kawasaki	400	6	11:13.694	24.889	1:48.391	72.172	4
8	86	Chris Boland	Minitwin	Suzuki	650 M	6	11:18.942	30.137	1:50.617	70.720	2
9	43	Colin Stephenson	Minitwin	Suzuki	650 M	6	11:22.851	34.046	1:51.903	69.907	3
10	2	Alec Collinson	GP2	Kawasaki	400	6	11:35.561	46.756	1:51.729	70.016	5
11	88	Andrew Bright	Minitwin	Suzuki	650 M	6	11:37.414	48.609	1:54.192	68.506	5
12	99	Mike Lawson	Minitwin	Kawasaki	650 M	6	11:38.547	49.742	1:53.397	68.986	5
13	22	Sam Nicholson	Minitwin	Suzuki	650 M	6	11:39.216	50.411	1:53.230	69.088	4
14	87	Duane Bliss	Minitwin	Kawasaki	650 M	6	11:39.288	50.483	1:53.499	68.924	5
15	6	Joe Carnell	Minitwin	Kawasaki	650 M	6	11:42.882	54.077	1:53.991	68.626	5
16	64	Matthew Hunter	Minitwin	Suzuki	650 M	6	11:45.498	56.693	1:54.071	68.578	5
17	73	Charlie Mowbray	GP2	Suzuki	650	6	11:51.093	1:02.288	1:52.575	69.490	4
18	888	Alex Pykett	Minitwin	Suzuki	650 M	6	12:04.561	1:15.756	1:56.727	67.018	5
19	3	Richie Gelder	Minitwin	Suzuki	650	6	12:06.057	1:17.252	1:55.061	67.988	4
20	15	Leigh Hutchinson	Minitwin	Suzuki	650 M	6	12:10.504	1:21.699	1:57.360	66.656	2
21	89	Ian Robinson	Tsport 500	Honda	500	6	12:32.218	1:43.413	2:02.343	63.942	2
22	80	Acea Webb	GP2	Aprilia	450	6	12:32.355	1:43.550	2:00.449	64.947	4
23	147	Phil Doody	Tsport 500	Honda	500	5	10:32.007	1 Lap	2:01.222	64.533	5
24	56	Kenneth Dobson	Tsport 500	Honda	500	5	10:54.792	1 Lap	2:06.204	61.985	2
25	12	David Schofield	Tsport 500	Honda	500	5	11:12.078	1 Lap	2:10.895	59.764	4
26	26	Matthew Poncia	Tsport 500	Honda	500	5	11:13.936	1 Lap	2:10.625	59.887	4
27	69	Verity Cave	Tsport 500	Honda	500	5	11:34.540	1 Lap	2:15.387	57.781	2

Not classified ()

94	Phil Page	GP2	Aprilia	450	5	9:12.970	DNF	1:47.115	73.032	3
5	Paul Maxfield	GP2	Honda	400	5	10:38.055	DNF	2:03.809	63.184	4
35	Clive White	Minitwin	Suzuki	650 M		2.075	DNF	-	-	0
25	Ben Gautrey	GP2	Aprilia	450		2.750	DNF	-	-	0
70	Nathan Hutchinson	Tsport 500	Honda	500		5.269	DNF	-	-	0
187	Chris Bazeley	Tsport 500	Honda	500		6.111	DNF	-	-	0
4	Stuart Martin	Minitwin	Suzuki	650 M		13.318	DNF	-	-	0
55	Phil Cox	GP2	Yamaha	400			DNF	-	-	0

Announcements

No.4 - 10 Second Penalty added - JUMP START

No.43 - PLEASE CHARGE TRANSPONDER FOR MONDAY RACES - BATTERY LOW

Margin of Victory	Avg. Speed	Best Lap Tm	Best Spd	Best Lap by
3.827	72.343	1:46.318	73.579	14 - Will Hodgson

Chief Timekeeper:

Clerk of Course:

Weather &Track :Raining / Wet

Results: www.sportstiming.com





Thundersport GB - Rounds 7 and 8

Lapchart

Michelin Thundersport GP2 & Minitwin

Cadwell Park 2.173 Miles

Race 2

30/05/2010 11:46

Race started at 11:46:49

Competitors	Laps						
	0	1	2	3	4	5	6
Andy Lawson (101)	1	101	14	14	14	14	14
Alex Hutchinson (7)	2	7	7	7	7	7	7
Alex Heaton (111)	3	111	101	101	101	101	101
Clive White (35)	4	35	111	17	94	94	17
Ian Popplewell (17)	5	17	17	111	17	17	111
Ben Gautrey (25)	6	25	117	94	111	117	111
Phil Page (94)	7	94	94	117	117	111	117
Colin Stephenson (43)	8	43	86	86	86	86	30
Will Hodgson (14)	9	14	30	30	30	30	86
Chris Boland (86)	10	86	43	43	43	43	2
Stuart Martin (4)	11	4	2	2	2	2	88
Liam Shellcock (30)	12	30	88	88	88	88	99
Ross Jackman (117)	13	117	99	99	99	99	22
Andrew Bright (88)	14	88	87	87	87	87	87
Duane Bliss (87)	15	87	6	6	22	22	22
Joe Carnell (6)	16	6	22	22	6	73	6
Alec Collinson (2)	17	2	64	64	73	6	64
Richie Gelder (3)	18	3	15	73	64	64	73
Mike Lawson (99)	19	99	73	15	3	3	3
Charlie Mowbray (73)	20	73	3	3	15	888	888
Sam Nicholson (22)	21	22	888	888	888	15	15
Matthew Hunter (64)	22	64	89	89	89	89	89
Leigh Hutchinson (15)	23	15	147	80	80	80	80
Nathan Hutchinson (70)	24	70	5	147	147	147	147
Phil Doody (147)	25	147	80	5	5	5	5
Paul Maxfield (5)	26	5	56	56	56	56	56
Alex Pykett (888)	27	888	12	12	12	12	12
Acea Webb (80)	28	80	26	26	26	26	26
Chris Bazeley (187)	29	187	69	69	69	69	69
Ian Robinson (89)	30	89					
Kenneth Dobson (56)	31	56					
David Schofield (12)	32	12					
Matthew Poncia (26)	33	26					
Verity Cave (69)	34	69					
-	35						

Chief Timekeeper:

Clerk of Course:

Weather &Track :Raining / Wet

Results: www.sportstimingservices.com

Printed: 30/05/2010 12:08:49





Thundersport GB - Rounds 7 and 8

Michelin Thundersport GP2 & Minitwin

Cadwell Park 2.173 Miles

Race 2

30/05/2010 11:46

Race started at 11:46:49

Lap	Lap Tm	Diff	Time of Day
(14) Will Hodgson			
1	1:49.922	+3.604	11:48:42.439
2	1:47.969	+1.651	11:50:30.408
3	1:47.366	+1.048	11:52:17.774
4	1:46.318		11:54:04.092
5	1:46.473	+0.155	11:55:50.565
6	1:47.552	+1.234	11:57:38.117
(7) Alex Hutchinson			
1	1:53.254	+6.879	11:48:44.197
2	1:47.857	+1.482	11:50:32.054
3	1:46.375		11:52:18.429
4	1:46.443	+0.068	11:54:04.872
5	1:48.393	+2.018	11:55:53.265
6	1:48.679	+2.304	11:57:41.944
(101) Andy Lawson			
1	1:53.878	+5.181	11:48:44.625
2	1:49.581	+0.884	11:50:34.206
3	1:48.995	+0.298	11:52:23.201
4	1:48.697		11:54:11.898
5	1:50.180	+1.483	11:56:02.078
6	1:51.620	+2.923	11:57:53.698
(17) Ian Poplewell			
1	1:54.880	+6.610	11:48:46.313
2	1:48.270		11:50:34.583
3	1:49.645	+1.375	11:52:24.228
4	1:48.424	+0.154	11:54:12.652
5	1:49.965	+1.695	11:56:02.617
6	1:51.579	+3.309	11:57:54.196
(111) Alex Heaton			
1	1:54.165	+4.075	11:48:45.500
2	1:50.454	+0.364	11:50:35.954
3	1:50.182	+0.092	11:52:26.136
4	1:50.090		11:54:16.226
5	1:50.123	+0.033	11:56:06.349
6	1:51.483	+1.393	11:57:57.832
(30) Liam Shellcock			
1	1:56.493	+6.537	11:48:49.147
2	1:51.009	+1.053	11:50:40.156
3	1:49.960	+0.004	11:52:30.116
4	1:51.894	+1.938	11:54:22.010
5	1:50.973	+1.017	11:56:12.983
6	1:49.956		11:58:02.939
(117) Ross Jackman			
1	1:54.247	+5.856	11:48:46.942
2	1:50.914	+2.523	11:50:37.856
3	1:49.965	+1.574	11:52:27.821
4	1:48.391		11:54:16.212
5	1:50.224	+1.833	11:56:06.436
6	1:56.570	+8.179	11:58:03.006
(86) Chris Boland			
1	1:55.808	+5.191	11:48:48.387
2	1:50.617		11:50:39.004
3	1:50.746	+0.129	11:52:29.750

Lap	Lap Tm	Diff	Time of Day
4	1:51.830	+1.213	11:54:21.580
5	1:52.273	+1.656	11:56:13.853
6	1:54.401	+3.784	11:58:08.254
(43) Colin Stephenson			
1	1:57.334	+5.431	11:48:49.747
2	1:51.934	+0.031	11:50:41.681
3	1:51.903		11:52:33.584
4	1:52.478	+0.575	11:54:26.062
5	1:52.752	+0.849	11:56:18.814
6	1:53.349	+1.446	11:58:12.163
(2) Alec Collinson			
1	1:59.954	+8.225	11:48:53.465
2	1:55.826	+4.097	11:50:49.291
3	1:54.021	+2.292	11:52:43.312
4	1:53.240	+1.511	11:54:36.552
5	1:51.729		11:56:28.281
6	1:56.592	+4.863	11:58:24.873
(88) Andrew Bright			
1	2:00.678	+6.486	11:48:53.774
2	1:55.665	+1.473	11:50:49.439
3	1:54.193	+0.001	11:52:43.632
4	1:54.235	+0.043	11:54:37.867
5	1:54.192		11:56:32.059
6	1:54.667	+0.475	11:58:26.726
(99) Mike Lawson			
1	2:00.900	+7.503	11:48:54.472
2	1:56.503	+3.106	11:50:50.975
3	1:54.914	+1.517	11:52:45.889
4	1:54.242	+0.845	11:54:40.131
5	1:53.397		11:56:33.528
6	1:54.331	+0.934	11:58:27.859
(22) Sam Nicholson			
1	2:02.379	+9.149	11:48:56.217
2	1:56.280	+3.050	11:50:52.497
3	1:54.716	+1.486	11:52:47.213
4	1:53.230		11:54:40.443
5	1:53.462	+0.232	11:56:33.905
6	1:54.623	+1.393	11:58:28.528
(87) Duane Bliss			
1	2:01.952	+8.453	11:48:55.199
2	1:56.370	+2.871	11:50:51.569
3	1:54.585	+1.086	11:52:46.154
4	1:54.143	+0.644	11:54:40.297
5	1:53.499		11:56:33.796
6	1:54.804	+1.305	11:58:28.600
(6) Joe Carnell			
1	2:02.535	+8.544	11:48:55.913
2	1:56.461	+2.470	11:50:52.374
3	1:56.101	+2.110	11:52:48.475
4	1:55.047	+1.056	11:54:43.522
5	1:53.991		11:56:37.513
6	1:54.681	+0.690	11:58:32.194
(64) Matthew Hunter			

Lap	Lap Tm	Diff	Time of Day
1	2:03.582	+9.511	11:48:57.509
2	1:55.621	+1.550	11:50:53.130
3	1:56.333	+2.262	11:52:49.463
4	1:54.965	+0.894	11:54:44.428
5	1:54.071		11:56:38.499
6	1:56.311	+2.240	11:58:34.810
(73) Charlie Mowbray			
1	2:04.919	+12.344	11:48:58.628
2	1:54.565	+1.990	11:50:53.193
3	1:55.608	+3.033	11:52:48.801
4	1:52.575		11:54:41.376
5	2:02.531	+9.956	11:56:43.907
6	1:56.498	+3.923	11:58:40.405
(888) Alex Pykett			
1	2:05.635	+8.908	11:49:00.656
2	1:58.727	+2.000	11:50:59.383
3	1:57.891	+1.164	11:52:57.274
4	1:57.999	+1.272	11:54:55.273
5	1:56.727		11:56:52.000
6	2:01.873	+5.146	11:58:53.873
(3) Richie Gelder			
1	2:05.118	+10.057	11:48:58.672
2	1:57.656	+2.595	11:50:56.328
3	1:57.659	+2.598	11:52:53.987
4	1:55.061		11:54:49.048
5	1:57.447	+2.386	11:56:46.495
6	2:08.874	+13.813	11:58:55.369
(15) Leigh Hutchinson			
1	2:03.312	+5.952	11:48:57.581
2	1:57.360		11:50:54.941
3	2:00.156	+2.796	11:52:55.097
4	2:00.967	+3.607	11:54:56.064
5	2:01.701	+4.341	11:56:57.765
6	2:02.051	+4.691	11:58:59.816
(89) Ian Robinson			
1	2:05.830	+3.487	11:49:01.262
2	2:02.343		11:51:03.605
3	2:03.884	+1.541	11:53:07.489
4	2:04.424	+2.081	11:55:11.913
5	2:03.992	+1.649	11:57:15.905
6	2:05.625	+3.282	11:59:21.530
(80) Acea Webb			
1	2:14.228	+13.779	11:49:09.517
2	2:03.953	+3.504	11:51:13.470
3	2:00.841	+0.392	11:53:14.311
4	2:00.449		11:55:14.760
5	2:01.490	+1.041	11:57:16.250
6	2:05.417	+4.968	11:59:21.667
(147) Phil Doody			
1	2:11.901	+10.679	11:49:06.828
2	2:06.820	+5.598	11:51:13.648
3	2:04.130	+2.908	11:53:17.778
4	2:02.319	+1.097	11:55:20.097
5	2:01.222		11:57:21.319

Chief Timekeeper:

Clerk of Course:

Weather & Track :Raining / Wet

Results: www.sportstimingservices.com

Printed: 30/05/2010 12:08:06





Thundersport GB - Rounds 7 and 8

Michelin Thundersport GP2 & Minitwin

Cadwell Park 2.173 Miles

Race 2

30/05/2010 11:46

Race started at 11:46:49

Lap	Lap Tm	Diff	Time of Day
(56) Kenneth Dobson			
1	2:15.150	+8.946	11:49:10.651
2	2:06.204		11:51:16.855
3	2:08.579	+2.375	11:53:25.434
4	2:09.327	+3.123	11:55:34.761
5	2:09.343	+3.139	11:57:44.104
(12) David Schofield			
1	2:17.798	+6.903	11:49:13.539
2	2:12.473	+1.578	11:51:26.012
3	2:11.600	+0.705	11:53:37.612
4	2:10.895		11:55:48.507
5	2:12.883	+1.988	11:58:01.390
(26) Matthew Poncia			
1	2:19.042	+8.417	11:49:14.867
2	2:13.165	+2.540	11:51:28.032
3	2:10.844	+0.219	11:53:38.876
4	2:10.625		11:55:49.501
5	2:13.747	+3.122	11:58:03.248
(69) Verity Cave			
1	2:21.514	+6.127	11:49:18.060
2	2:15.387		11:51:33.447
3	2:15.833	+0.446	11:53:49.280
4	2:17.740	+2.353	11:56:07.020
5	2:16.832	+1.445	11:58:23.852
(94) Phil Page			
1	1:55.303	+8.188	11:48:47.681
2	1:48.830	+1.715	11:50:36.511
3	1:47.115		11:52:23.626
4	1:48.470	+1.355	11:54:12.096
5	1:50.186	+3.071	11:56:02.282
(5) Paul Maxfield			
1	2:14.372	+10.563	11:49:09.321
2	2:06.179	+2.370	11:51:15.500
3	2:04.029	+0.220	11:53:19.529
4	2:03.809		11:55:23.338
5	2:04.029	+0.220	11:57:27.367

Lap	Lap Tm	Diff	Time of Day
-----	--------	------	-------------

Lap	Lap Tm	Diff	Time of Day
-----	--------	------	-------------

Chief Timekeeper:

Clerk of Course:

Weather &Track :Raining / Wet

Results: www.sportstimingservices.com

Printed: 30/05/2010 12:08:06





Thundersport GB - Rounds 7 and 8

Sorted on Laps

Michelin Thundersport GP2 & Minitwin

Cadwell Park 2.173 Miles

Race 11

30/05/2010 16:54

Race started at 16:54:33

Pos	No.	Name	Class	Make	Model	Laps	Total Tm	Diff	Best Tm	Best Spd	In Lap
1	101	Andy Lawson	Minitwin	Suzuki	650 M	9	15:59.574		1:43.745	75.404	8
2	25	Ben Gautrey	GP2	Aprilia	450	9	15:59.701	0.127	1:43.690	75.444	8
3	35	Clive White	Minitwin	Suzuki	650 M	9	16:05.240	5.666	1:44.534	74.835	7
4	7	Alex Hutchinson	GP2	Kawasaki	400	9	16:30.918	31.344	1:44.161	75.103	9
5	17	Ian Popplewell	Minitwin	Kawasaki	650 M	9	16:31.337	31.763	1:48.087	72.375	2
6	14	Will Hodgson	GP2	Aprilia	450	9	16:33.172	33.598	1:48.118	72.354	7
7	111	Alex Heaton	GP2	Ducati	800	9	16:36.880	37.306	1:44.500	74.859	9
8	100	Connor Tagg	GP2	Aprilia	450	9	16:38.290	38.716	1:44.734	74.692	8
9	94	Phil Page	GP2	Aprilia	450	9	16:39.775	40.201	1:48.046	72.402	7
10	77	Alan Percival	GP2	Kawasaki	400	9	16:54.847	55.273	1:46.290	73.599	9
11	43	Colin Stephenson	Minitwin	Suzuki	650 M	9	17:04.506	1:04.932	1:48.673	71.985	6
12	86	Chris Boland	Minitwin	Suzuki	650 M	9	17:06.052	1:06.478	1:50.119	71.040	9
13	4	Stuart Martin	Minitwin	Suzuki	650 M	9	17:07.139	1:07.565	1:49.232	71.616	6
14	30	Liam Shellcock	GP2	Aprilia	450	9	17:16.784	1:17.210	1:51.086	70.421	4
15	99	Mike Lawson	Minitwin	Kawasaki	650 M	9	17:25.938	1:26.364	1:52.150	69.753	7
16	87	Duane Bliss	Minitwin	Kawasaki	650 M	9	17:26.169	1:26.595	1:51.720	70.021	7
17	6	Joe Carnell	Minitwin	Kawasaki	650 M	9	17:30.195	1:30.621	1:52.017	69.836	8
18	22	Sam Nicholson	Minitwin	Suzuki	650 M	9	17:30.478	1:30.904	1:50.619	70.718	8
19	88	Andrew Bright	Minitwin	Suzuki	650 M	9	17:30.742	1:31.168	1:50.846	70.574	8
20	64	Matthew Hunter	Minitwin	Suzuki	650 M	9	17:34.943	1:35.369	1:52.992	69.233	7
21	15	Leigh Hutchinson	Minitwin	Suzuki	650 M	9	17:40.524	1:40.950	1:52.831	69.332	8
22	55	Phil Cox	GP2	Yamaha	400	9	17:43.198	1:43.624	1:54.284	68.451	7
23	80	Acea Webb	GP2	Aprilia	450	9	17:46.356	1:46.782	1:53.903	68.679	6
24	73	Charlie Mowbray	GP2	Suzuki	650	8	16:05.676	1 Lap	1:53.589	68.869	5
25	888	Alex Pykett	Minitwin	Suzuki	650 M	8	16:10.884	1 Lap	1:56.017	67.428	6
26	147	Phil Doody	Tsport 500	Honda	500	8	16:53.207	1 Lap	2:00.412	64.967	8
27	89	Ian Robinson	Tsport 500	Honda	500	8	16:53.530	1 Lap	2:03.495	63.345	2
28	187	Chris Bazeley	Tsport 500	Honda	500	8	16:54.350	1 Lap	2:01.992	64.126	8
29	56	Kenneth Dobson	Tsport 500	Honda	500	8	17:22.571	1 Lap	2:06.758	61.714	8
30	26	Matthew Poncia	Tsport 500	Honda	500	8	17:36.825	1 Lap	2:07.371	61.417	8
31	12	David Schofield	Tsport 500	Honda	500	8	17:43.584	1 Lap	2:08.554	60.852	7
32	69	Verity Cave	Tsport 500	Honda	500	7	16:33.644	2 Laps	2:17.076	57.069	5

Not classified ()

117	Ross Jackman	GP2	Kawasaki	400	6	11:06.867	DNF	1:48.028	72.415	4
2	Alec Collinson	GP2	Kawasaki	400	6	11:28.694	DNF	1:50.512	70.787	5
5	Paul Maxfield	GP2	Honda	400	2	4:29.724	DNF	2:07.345	61.430	2
70	Nathan Hutchinson	Tsport 500	Honda	500	1	2:27.663	DNF	2:22.091	55.055	1

Announcements

No.4 - 10 Second Penalty added - JUMP START

No.17 - PLEASE PUT TRANSPONDER ON FOR RACES

Margin of Victory	Avg. Speed	Best Lap Tm	Best Spd	Best Lap by
0.127	73.371	1:43.690	75.444	25 - Ben Gautrey

Chief Timekeeper:

Clerk of Course:

Weather & Track Bright / Wet

Results: www.sportstiming.com





Thundersport GB - Rounds 7 and 8

Lapchart

Michelin Thundersport GP2 & Minitwin

Cadwell Park 2.173 Miles

Race 11

30/05/2010 16:54

Race started at 16:54:33

Competitors	Laps									
	0	1	2	3	4	5	6	7	8	9
Andy Lawson (101)	1	101	101	101	101	101	101	101	101	101
Alan Percival (77)	2	77	14	35	35	35	35	25	25	25
Alex Hutchinson (7)	3	7	35	14	25	25	25	35	35	35
Alex Heaton (111)	4	111	117	25	14	14	14	14	14	7
Clive White (35)	5	35	25	117	117	117	94	117	94	7
Connor Tagg (100)	6	100	94	94	94	94	117	94	7	94
Stuart Martin (4)	7	4	7	7	7	7	7	7	111	111
Will Hodgson (14)	8	14	4	4	4	4	4	111	100	100
Phil Page (94)	9	94	2	2	2	2	100	100	4	4
Colin Stephenson (43)	10	43	100	100	100	100	111	4	77	77
Chris Boland (86)	11	86	77	77	111	111	2	2	43	43
Ross Jackman (117)	12	117	30	30	77	77	77	77	86	86
Liam Shellcock (30)	13	30	111	111	30	30	86	43	30	30
Andrew Bright (88)	14	88	86	43	43	43	43	86	99	99
Joe Carnell (6)	15	6	43	86	86	86	30	30	87	87
Alec Collinson (2)	16	2	6	6	6	6	99	99	6	6
Duane Bliss (87)	17	87	64	99	22	99	6	87	22	22
Mike Lawson (99)	18	99	99	22	99	87	87	6	64	88
Charlie Mowbray (73)	19	73	22	87	87	22	22	22	88	64
Matthew Hunter (64)	20	64	87	64	64	64	64	64	55	15
Sam Nicholson (22)	21	22	88	55	55	55	55	88	15	55
Leigh Hutchinson (15)	22	15	55	88	88	88	88	55	80	80
Phil Cox (55)	23	55	15	15	15	15	15	15	73	73
Acea Webb (80)	24	80	80	80	80	80	80	80	888	888
Nathan Hutchinson (70)	25	70	89	89	89	888	73	73	17	17
Paul Maxfield (5)	26	5	187	888	888	73	888	888	89	147
Ben Gautrey (25)	27	25	5	187	73	89	89	89	187	89
Phil Doody (147)	28	147	73	73	187	187	187	187	147	187
Chris Bazeley (187)	29	187	888	5	147	147	147	147	56	56
David Schofield (12)	30	12	147	147	56	56	56	17	26	26
Ian Robinson (89)	31	89	56	56	12	26	17	56	12	12
Kenneth Dobson (56)	32	56	12	12	26	12	26	26	69	
Alex Pykett (888)	33	888	70	26	69	17	12	12		
Matthew Poncia (26)	34	26	26	69	17	69	69	69		
Verity Cave (69)	35	69	69	17						
Ian Poplewell (17)	36	17	17							

Chief Timekeeper:

Clerk of Course:

Weather & Track Bright / Wet

Results: www.sportstimingservices.com

Printed: 30/05/2010 17:16:26





Thundersport GB - Rounds 7 and 8

Michelin Thundersport GP2 & Minitwin

Cadwell Park 2.173 Miles

Race 11

30/05/2010 16:54

Race started at 16:54:33

Lap	Lap Tm	Diff	Time of Day
(101) Andy Lawson			
1	1:55.535	+11.790	16:56:30.667
2	1:47.698	+3.953	16:58:18.365
3	1:46.264	+2.519	17:00:04.629
4	1:45.720	+1.975	17:01:50.349
5	1:45.913	+2.168	17:03:36.262
6	1:44.682	+0.937	17:05:20.944
7	1:45.025	+1.280	17:07:05.969
8	1:43.745		17:08:49.714
9	1:43.827	+0.082	17:10:33.541

Lap	Lap Tm	Diff	Time of Day
(25) Ben Gautrey			
1	1:54.168	+10.478	16:56:33.931
2	1:47.949	+4.259	16:58:21.880
3	1:45.584	+1.894	17:00:07.464
4	1:45.110	+1.420	17:01:52.574
5	1:45.113	+1.423	17:03:37.687
6	1:43.792	+0.102	17:05:21.479
7	1:44.746	+1.056	17:07:06.225
8	1:43.690		17:08:49.915
9	1:43.753	+0.063	17:10:33.668

Lap	Lap Tm	Diff	Time of Day
(35) Clive White			
1	1:55.031	+10.497	16:56:31.038
2	1:48.610	+4.076	16:58:19.648
3	1:46.051	+1.517	17:00:05.699
4	1:46.119	+1.585	17:01:51.818
5	1:45.465	+0.931	17:03:37.283
6	1:45.817	+1.283	17:05:23.100
7	1:44.534		17:07:07.634
8	1:44.671	+0.137	17:08:52.305
9	1:46.902	+2.368	17:10:39.207

Lap	Lap Tm	Diff	Time of Day
(7) Alex Hutchinson			
1	2:03.915	+19.754	16:56:39.199
2	1:54.628	+10.467	16:58:33.827
3	1:51.146	+6.985	17:00:24.973
4	1:48.926	+4.765	17:02:13.899
5	1:47.969	+3.808	17:04:01.868
6	1:46.869	+2.708	17:05:48.737
7	1:45.518	+1.357	17:07:34.255
8	1:46.469	+2.308	17:09:20.724
9	1:44.161		17:11:04.885

Lap	Lap Tm	Diff	Time of Day
(17) Ian Popplewell			
1	1:48.769	+0.682	16:58:21.400
2	1:48.087		17:00:09.487
3	1:48.242	+0.155	17:01:57.729
4	1:49.140	+1.053	17:03:46.869
5	1:49.519	+1.432	17:05:36.388
6	1:48.673	+0.586	17:07:25.061
7	1:49.856	+1.769	17:09:14.917
8	1:50.387	+2.300	17:11:05.304

Lap	Lap Tm	Diff	Time of Day
(14) Will Hodgson			
1	1:54.113	+5.995	16:56:30.773
2	1:50.195	+2.077	16:58:20.968
3	1:49.966	+1.848	17:00:10.934
4	1:49.465	+1.347	17:02:00.399
5	1:50.097	+1.979	17:03:50.496

Lap	Lap Tm	Diff	Time of Day
6	1:50.088	+1.970	17:05:40.584
7	1:48.118		17:07:28.702
8	1:49.940	+1.822	17:09:18.642
9	1:48.497	+0.379	17:11:07.139

Lap	Lap Tm	Diff	Time of Day
(111) Alex Heaton			
1	2:11.384	+26.884	16:56:47.384
2	1:57.485	+12.985	16:58:44.869
3	1:49.807	+5.307	17:00:34.676
4	1:47.433	+2.933	17:02:22.109
5	1:48.335	+3.835	17:04:10.444
6	1:45.442	+0.942	17:05:55.886
7	1:45.718	+1.218	17:07:41.604
8	1:44.743	+0.243	17:09:26.347
9	1:44.500		17:11:10.847

Lap	Lap Tm	Diff	Time of Day
(100) Connor Tagg			
1	2:07.630	+22.896	16:56:44.067
2	1:55.796	+11.062	16:58:39.863
3	1:51.405	+6.671	17:00:31.268
4	1:49.999	+5.265	17:02:21.267
5	1:48.781	+4.047	17:04:10.048
6	1:46.164	+1.430	17:05:56.212
7	1:45.897	+1.163	17:07:42.109
8	1:44.734		17:09:26.843
9	1:45.414	+0.680	17:11:12.257

Lap	Lap Tm	Diff	Time of Day
(94) Phil Page			
1	1:57.828	+9.782	16:56:34.611
2	1:49.389	+1.343	16:58:24.000
3	1:50.315	+2.269	17:00:14.315
4	1:48.062	+0.016	17:02:02.377
5	1:48.316	+0.270	17:03:50.693
6	1:51.596	+3.550	17:05:42.289
7	1:48.046		17:07:30.335
8	1:51.872	+3.826	17:09:22.207
9	1:51.535	+3.489	17:11:13.742

Lap	Lap Tm	Diff	Time of Day
(77) Alan Percival			
1	2:11.412	+25.122	16:56:46.694
2	1:57.618	+11.328	16:58:44.312
3	1:52.178	+5.888	17:00:36.490
4	1:49.990	+3.700	17:02:26.480
5	1:48.468	+2.178	17:04:14.948
6	1:49.252	+2.962	17:06:04.200
7	1:51.434	+5.144	17:07:55.634
8	1:46.890	+0.600	17:09:42.524
9	1:46.290		17:11:28.814

Lap	Lap Tm	Diff	Time of Day
(43) Colin Stephenson			
1	2:10.743	+22.070	16:56:47.557
2	1:57.543	+8.870	16:58:45.100
3	1:51.793	+3.120	17:00:36.893
4	1:51.048	+2.375	17:02:27.941
5	1:50.988	+2.315	17:04:18.929
6	1:48.673		17:06:07.602
7	1:50.385	+1.712	17:07:57.987
8	1:51.113	+2.440	17:09:49.100
9	1:49.373	+0.700	17:11:38.473

Lap	Lap Tm	Diff	Time of Day
(86) Chris Boland			

Lap	Lap Tm	Diff	Time of Day
1	2:10.343	+20.224	16:56:47.411
2	1:58.081	+7.962	16:58:45.492
3	1:52.310	+2.191	17:00:37.802
4	1:50.887	+0.768	17:02:28.689
5	1:50.189	+0.070	17:04:18.878
6	1:50.302	+0.183	17:06:09.180
7	1:50.584	+0.465	17:07:59.764
8	1:50.136	+0.017	17:09:49.900
9	1:50.119		17:11:40.019

Lap	Lap Tm	Diff	Time of Day
(4) Stuart Martin			
1	2:02.703	+13.471	16:56:39.295
2	1:54.795	+5.563	16:58:34.090
3	1:52.216	+2.984	17:00:26.306
4	1:51.170	+1.938	17:02:17.476
5	1:51.796	+2.564	17:04:09.272
6	1:49.232		17:05:58.504
7	1:51.857	+2.625	17:07:50.361
8	1:50.950	+1.718	17:09:41.311
9	1:49.795	+0.563	17:11:31.106

Lap	Lap Tm	Diff	Time of Day
(30) Liam Shellcock			
1	2:09.828	+18.742	16:56:46.988
2	1:57.724	+6.638	16:58:44.712
3	1:52.094	+1.008	17:00:36.806
4	1:51.086		17:02:27.892
5	1:53.248	+2.162	17:04:21.140
6	1:53.489	+2.403	17:06:14.629
7	1:52.078	+0.992	17:08:06.707
8	1:51.630	+0.544	17:09:58.337
9	1:52.414	+1.328	17:11:50.751

Lap	Lap Tm	Diff	Time of Day
(99) Mike Lawson			
1	2:10.889	+18.739	16:56:48.993
2	1:58.541	+6.391	16:58:47.534
3	1:55.310	+3.160	17:00:42.844
4	1:53.723	+1.573	17:02:36.567
5	1:53.114	+0.964	17:04:29.681
6	1:53.052	+0.902	17:06:22.733
7	1:52.150		17:08:14.883
8	1:52.748	+0.598	17:10:07.631
9	1:52.274	+0.124	17:11:59.905

Lap	Lap Tm	Diff	Time of Day
(87) Duane Bliss			
1	2:11.964	+20.244	16:56:49.786
2	1:58.361	+6.641	16:58:48.147
3	1:55.493	+3.773	17:00:43.640
4	1:54.078	+2.358	17:02:37.718
5	1:53.837	+2.117	17:04:31.555
6	1:52.489	+0.769	17:06:24.044
7	1:51.720		17:08:15.764
8	1:52.494	+0.774	17:10:08.258
9	1:51.878	+0.158	17:12:00.136

Lap	Lap Tm	Diff	Time of Day
(6) Joe Carnell			
1	2:10.595	+18.578	16:56:48.356
2	1:58.161	+6.144	16:58:46.517
3	1:54.743	+2.726	17:00:41.260
4	1:55.070	+3.053	17:02:36.330
5	1:54.700	+2.683	17:04:31.030
6	1:53.910	+1.893	17:06:24.940

Chief Timekeeper:
Clerk of Course:
Weather & Track Bright / Wet
Results: www.sportstimingservices.com
Printed: 30/05/2010 17:16:07





Thundersport GB - Rounds 7 and 8

Michelin Thundersport GP2 & Minitwin

Cadwell Park 2.173 Miles

Race 11

30/05/2010 16:54

Race started at 16:54:33

Lap	Lap Tm	Diff	Time of Day
7	1:52.119	+0.102	17:08:17.059
8	1:52.017		17:10:09.076
9	1:55.086	+3.069	17:12:04.162

(22) Sam Nicholson

1	2:10.907	+20.288	16:56:49.591
2	1:58.097	+7.478	16:58:47.688
3	1:53.573	+2.954	17:00:41.261
4	1:57.249	+6.630	17:02:38.510
5	1:53.335	+2.716	17:04:31.845
6	1:54.732	+4.113	17:06:26.577
7	1:52.780	+2.161	17:08:19.357
8	1:50.619		17:10:09.976
9	1:54.469	+3.850	17:12:04.445

(88) Andrew Bright

1	2:12.606	+21.760	16:56:50.217
2	2:00.512	+9.666	16:58:50.729
3	1:57.150	+6.304	17:00:47.879
4	1:55.011	+4.165	17:02:42.890
5	1:54.034	+3.188	17:04:36.924
6	1:53.229	+2.383	17:06:30.153
7	1:51.244	+0.398	17:08:21.397
8	1:50.846		17:10:12.243
9	1:52.466	+1.620	17:12:04.709

(64) Matthew Hunter

1	2:10.509	+17.517	16:56:48.984
2	1:59.963	+6.971	16:58:48.947
3	1:55.473	+2.481	17:00:44.420
4	1:55.241	+2.249	17:02:39.661
5	1:53.367	+0.375	17:04:33.028
6	1:54.262	+1.270	17:06:27.290
7	1:52.992		17:08:20.282
8	1:54.531	+1.539	17:10:14.813
9	1:54.097	+1.105	17:12:08.910

(15) Leigh Hutchinson

1	2:12.185	+19.354	16:56:51.095
2	2:00.283	+7.452	16:58:51.378
3	1:57.169	+4.338	17:00:48.547
4	1:56.284	+3.453	17:02:44.831
5	1:54.841	+2.010	17:04:39.672
6	1:53.456	+0.625	17:06:33.128
7	1:53.644	+0.813	17:08:26.772
8	1:52.831		17:10:19.603
9	1:54.888	+2.057	17:12:14.491

(55) Phil Cox

1	2:11.183	+16.899	16:56:50.258
2	1:59.048	+4.764	16:58:49.306
3	1:56.485	+2.201	17:00:45.791
4	1:55.860	+1.576	17:02:41.651
5	1:54.649	+0.365	17:04:36.300
6	1:55.100	+0.816	17:06:31.400
7	1:54.284		17:08:25.684
8	1:56.155	+1.871	17:10:21.839
9	1:55.326	+1.042	17:12:17.165

(80) Acea Webb

1	2:11.925	+18.022	16:56:51.347
---	----------	---------	--------------

Lap	Lap Tm	Diff	Time of Day
2	2:00.197	+6.294	16:58:51.544
3	1:57.192	+3.289	17:00:48.736
4	1:56.239	+2.336	17:02:44.975
5	1:55.032	+1.129	17:04:40.007
6	1:53.903		17:06:33.910
7	1:56.415	+2.512	17:08:30.325
8	1:55.326	+1.423	17:10:25.651
9	1:54.672	+0.769	17:12:20.323

(73) Charlie Mowbray

1	2:18.187	+24.598	16:56:56.444
2	2:04.958	+11.369	16:59:01.402
3	2:00.287	+6.698	17:01:01.689
4	1:58.420	+4.831	17:03:00.109
5	1:53.589		17:04:53.698
6	1:55.013	+1.424	17:06:48.711
7	1:55.212	+1.623	17:08:43.923
8	1:55.720	+2.131	17:10:39.643

(888) Alex Pykett

1	2:16.266	+20.249	16:56:56.923
2	2:02.453	+6.436	16:58:59.376
3	2:00.280	+4.263	17:00:59.656
4	1:59.236	+3.219	17:02:58.892
5	1:56.844	+0.827	17:04:55.736
6	1:56.017		17:06:51.753
7	1:56.893	+0.876	17:08:48.646
8	1:56.205	+0.188	17:10:44.851

(147) Phil Doody

1	2:17.111	+16.699	16:56:56.956
2	2:07.810	+7.398	16:59:04.766
3	2:06.074	+5.662	17:01:10.840
4	2:04.567	+4.155	17:03:15.407
5	2:03.182	+2.770	17:05:18.589
6	2:04.230	+3.818	17:07:22.819
7	2:03.943	+3.531	17:09:26.762
8	2:00.412		17:11:27.174

(89) Ian Robinson

1	2:11.254	+7.759	16:56:51.562
2	2:03.495		16:58:55.057
3	2:04.512	+1.017	17:00:59.569
4	2:04.865	+1.370	17:03:04.434
5	2:05.910	+2.415	17:05:10.344
6	2:05.307	+1.812	17:07:15.651
7	2:07.284	+3.789	17:09:22.935
8	2:04.562	+1.067	17:11:27.497

(187) Chris Bazeley

1	2:12.905	+10.913	16:56:53.092
2	2:06.477	+4.485	16:58:59.569
3	2:06.631	+4.639	17:01:06.200
4	2:06.628	+4.636	17:03:12.828
5	2:05.501	+3.509	17:05:18.329
6	2:04.197	+2.205	17:07:22.526
7	2:03.799	+1.807	17:09:26.325
8	2:01.992		17:11:28.317

(56) Kenneth Dobson

1	2:17.292	+10.534	16:56:57.761
---	----------	---------	--------------

Lap	Lap Tm	Diff	Time of Day
2	2:08.561	+1.803	16:59:06.322
3	2:09.401	+2.643	17:01:15.723
4	2:10.478	+3.720	17:03:26.201
5	2:09.041	+2.283	17:05:35.242
6	2:07.742	+0.984	17:07:42.984
7	2:06.796	+0.038	17:09:49.780
8	2:06.758		17:11:56.538

(26) Matthew Poncia

1	2:22.588	+15.217	16:57:03.606
2	2:12.706	+5.335	16:59:16.312
3	2:10.081	+2.710	17:01:26.393
4	2:09.865	+2.494	17:03:36.258
5	2:10.100	+2.729	17:05:46.358
6	2:08.601	+1.230	17:07:54.959
7	2:08.462	+1.091	17:10:03.421
8	2:07.371		17:12:10.792

(12) David Schofield

1	2:19.542	+10.988	16:56:59.810
2	2:13.490	+4.936	16:59:13.300
3	2:12.703	+4.149	17:01:26.003
4	2:12.337	+3.783	17:03:38.340
5	2:10.539	+1.985	17:05:48.879
6	2:09.662	+1.108	17:07:58.541
7	2:08.554		17:10:07.095
8	2:10.456	+1.902	17:12:17.551

(69) Verity Cave

1	2:30.849	+13.773	16:57:12.271
2	2:23.029	+5.953	16:59:35.300
3	2:19.454	+2.378	17:01:54.754
4	2:18.787	+1.711	17:04:13.541
5	2:17.076		17:06:30.617
6	2:18.728	+1.652	17:08:49.345
7	2:18.266	+1.190	17:11:07.611

(117) Ross Jackman

1	1:56.266	+8.238	16:56:33.386
2	1:50.285	+2.257	16:58:23.671
3	1:50.220	+2.192	17:00:13.891
4	1:48.028		17:02:01.919
5	1:49.291	+1.263	17:03:51.210
6	1:49.624	+1.596	17:05:40.834

(2) Alec Collinson

1	2:02.501	+11.989	16:56:40.303
2	1:55.287	+4.775	16:58:35.590
3	1:54.089	+3.577	17:00:29.679
4	1:51.438	+0.926	17:02:21.117
5	1:50.512		17:04:11.629
6	1:51.032	+0.520	17:06:02.661

(5) Paul Maxfield

1	2:16.731	+9.386	16:56:56.346
2	2:07.345		16:59:03.691

(70) Nathan Hutchinson

1	2:22.091		16:57:01.630
---	-----------------	--	--------------

Chief Timekeeper:

Clerk of Course:

Weather & Track Bright / Wet

Results: www.sportstimingservices.com

Printed: 30/05/2010 17:16:07





Thundersport GB - Rounds 7 and 8

Sorted on Laps

Michelin Thundersport GP2 & Minitwin

Cadwell Park 2.173 Miles

Race 6

31/05/2010 12:34

Race started at 12:34:04

Pos	No.	Name	Class	Make	Model	Laps	Total Tm	Diff	Best Tm	Best Spd	In Lap
1	7	Alex Hutchinson	GP2	Kawasaki	400	8	13:24.026		1:38.782	79.193	8
2	111	Alex Heaton	GP2	Ducati	800	8	13:25.951	1.925	1:38.903	79.096	4
3	77	Alan Percival	GP2	Kawasaki	400	8	13:30.908	6.882	1:39.979	78.244	4
4	100	Connor Tagg	GP2	Aprilia	450	8	13:36.156	12.130	1:39.388	78.710	8
5	101	Andy Lawson	Minitwin	Suzuki	650 M	8	13:38.921	14.895	1:41.062	77.406	4
6	17	Ian Popplewell	Minitwin	Kawasaki	650 M	8	13:49.079	25.053	1:41.988	76.703	8
7	30	Liam Shellcock	GP2	Aprilia	450	8	14:01.337	37.311	1:43.121	75.860	5
8	4	Stuart Martin	Minitwin	Suzuki	650 M	8	14:04.182	40.156	1:43.605	75.506	5
9	2	Alec Collinson	GP2	Kawasaki	400	8	14:05.876	41.850	1:43.117	75.863	5
10	86	Chris Boland	Minitwin	Suzuki	650 M	8	14:08.987	44.961	1:44.118	75.134	5
11	43	Colin Stephenson	Minitwin	Suzuki	650 M	8	14:09.544	45.518	1:43.940	75.263	5
12	14	Will Hodgson	GP2	Aprilia	450	8	14:09.716	45.690	1:44.545	74.827	2
13	94	Phil Page	GP2	Aprilia	450	8	14:10.304	46.278	1:43.975	75.237	8
14	117	Ross Jackman	GP2	Kawasaki	400	8	14:10.474	46.448	1:43.812	75.355	2
15	88	Andrew Bright	Minitwin	Suzuki	650 M	8	14:22.692	58.666	1:44.960	74.531	6
16	99	Mike Lawson	Minitwin	Kawasaki	650 M	8	14:34.835	1:10.809	1:47.458	72.799	2
17	22	Sam Nicholson	Minitwin	Suzuki	650 M	8	14:37.634	1:13.608	1:46.754	73.279	6
18	6	Joe Carnell	Minitwin	Kawasaki	650 M	8	14:38.115	1:14.089	1:47.374	72.856	8
19	87	Duane Bliss	Minitwin	Kawasaki	650 M	8	14:39.572	1:15.546	1:47.511	72.763	6
20	3	Richie Gelder	Minitwin	Suzuki	650	8	14:40.434	1:16.408	1:47.588	72.711	6
21	64	Matthew Hunter	Minitwin	Suzuki	650 M	8	14:48.075	1:24.049	1:47.922	72.486	8
22	15	Leigh Hutchinson	Minitwin	Suzuki	650 M	8	15:00.647	1:36.621	1:49.369	71.527	4
23	888	Alex Pykett	Minitwin	Suzuki	650 M	8	15:09.324	1:45.298	1:50.718	70.655	7
24	55	Phil Cox	GP2	Yamaha	400	8	15:12.119	1:48.093	1:51.126	70.396	7
25	5	Paul Maxfield	GP2	Honda	400	7	13:54.026	1 Lap	1:56.072	67.396	7
26	147	Phil Doody	Tsport 500	Honda	500	7	14:01.047	1 Lap	1:55.957	67.463	6
27	187	Chris Bazeley	Tsport 500	Honda	500	7	14:10.852	1 Lap	1:56.622	67.078	7
28	89	Ian Robinson	Tsport 500	Honda	500	7	14:15.542	1 Lap	1:58.805	65.846	6
29	26	Matthew Poncia	Tsport 500	Honda	500	7	14:28.716	1 Lap	2:01.585	64.340	5
30	56	Kenneth Dobson	Tsport 500	Honda	500	7	14:34.461	1 Lap	2:01.866	64.192	6
31	70	Nathan Hutchinson	Tsport 500	Honda	500	7	14:44.823	1 Lap	2:04.257	62.957	2
32	69	Verity Cave	Tsport 500	Honda	500	7	15:03.216	1 Lap	2:04.840	62.663	6
Not classified ()											
	12	David Schofield	Tsport 500	Honda	500	6	12:51.566	DNF	2:03.979	63.098	6
	73	Charlie Mowbray	GP2	Suzuki	650	4	7:29.406	DNF	1:49.033	71.747	4
	35	Clive White	Minitwin	Suzuki	650 M		1.921	DNF	-	-	0
	25	Ben Gautrey	GP2	Aprilia	450		2.380	DNF	-	-	0

Margin of Victory	Avg. Speed	Best Lap Tm	Best Spd	Best Lap by
1.925	77.836	1:38.782	79.193	7 - Alex Hutchinson

Chief Timekeeper:
Clerk of Course:
Weather &Track;Bright / Dry
Results: www.sportstiming.com





Thundersport GB - Rounds 7 and 8

Lapchart

Michelin Thundersport GP2 & Minitwin

Cadwell Park 2.173 Miles

Race 6

31/05/2010 12:34

Race started at 12:34:04

Competitors	Laps								
	0	1	2	3	4	5	6	7	8
Andy Lawson (101)	1	101	101	7	7	7	7	7	7
Alex Hutchinson (7)	2	7	77	101	111	111	111	111	111
Alan Percival (77)	3	77	111	77	101	77	77	77	77
Clive White (35)	4	35	7	111	77	101	101	100	100
Ian Popplewell (17)	5	17	100	100	100	100	100	101	101
Alex Heaton (111)	6	111	17	17	17	17	17	17	17
Ben Gautrey (25)	7	25	117	117	117	117	30	30	30
Connor Tagg (100)	8	100	14	14	14	30	4	4	4
Phil Page (94)	9	94	4	4	30	4	117	117	2
Colin Stephenson (43)	10	43	86	30	4	14	2	2	117
Liam Shellcock (30)	11	30	94	86	86	2	14	14	43
Chris Boland (86)	12	86	30	94	2	86	86	86	14
Ross Jackman (117)	13	117	43	2	94	94	94	94	43
Stuart Martin (4)	14	4	2	43	43	43	43	94	117
Will Hodgson (14)	15	14	99	99	99	88	88	88	88
Andrew Bright (88)	16	88	88	88	88	99	99	99	99
Duane Bliss (87)	17	87	87	6	6	6	6	22	22
Mike Lawson (99)	18	99	6	87	22	22	22	6	6
Richie Gelder (3)	19	3	3	3	87	87	87	87	87
Alec Collinson (2)	20	2	73	22	3	3	3	3	3
Charlie Mowbray (73)	21	73	22	73	73	73	64	64	64
Joe Carnell (6)	22	6	15	15	15	15	15	15	15
Matthew Hunter (64)	23	64	64	64	64	64	888	888	888
Sam Nicholson (22)	24	22	55	55	55	55	55	55	55
Phil Cox (55)	25	55	888	888	888	888	5	5	5
Leigh Hutchinson (15)	26	15	5	5	5	5	147	147	147
Paul Maxfield (5)	27	5	89	89	147	147	89	187	187
Alex Pykett (888)	28	888	187	187	89	89	187	89	89
Nathan Hutchinson (70)	29	70	147	147	70	187	26	26	26
Ian Robinson (89)	30	89	70	70	26	26	56	56	56
Chris Bazeley (187)	31	187	26	26	56	70	70	70	70
Matthew Poncia (26)	32	26	56	56	187	56	69	69	69
Verity Cave (69)	33	69	12	69	69	69	12	12	
Phil Doody (147)	34	147	69	12	12	12			
Kenneth Dobson (56)	35	56							
David Schofield (12)	36	12							

Chief Timekeeper:

Clerk of Course:

Weather &Track;Bright / Dry

Results: www.sportstimingservices.com





Thundersport GB - Rounds 7 and 8

Michelin Thundersport GP2 & Minitwin

Cadwell Park 2.173 Miles

Race 6

31/05/2010 12:34

Race started at 12:34:04

Lap	Lap Tm	Diff	Time of Day
(7) Alex Hutchinson			
1	1:44.898	+6.116	12:35:50.910
2	1:40.158	+1.376	12:37:31.068
3	1:39.668	+0.886	12:39:10.736
4	1:39.329	+0.547	12:40:50.065
5	1:39.974	+1.192	12:42:30.039
6	1:40.809	+2.027	12:44:10.848
7	1:39.001	+0.219	12:45:49.849
8	1:38.782		12:47:28.631

(111) Alex Heaton			
1	1:44.144	+5.241	12:35:50.775
2	1:41.462	+2.559	12:37:32.237
3	1:39.242	+0.339	12:39:11.479
4	1:38.903		12:40:50.382
5	1:39.863	+0.960	12:42:30.245
6	1:40.764	+1.861	12:44:11.009
7	1:39.046	+0.143	12:45:50.055
8	1:40.501	+1.598	12:47:30.556

(77) Alan Percival			
1	1:44.466	+4.487	12:35:50.520
2	1:41.675	+1.696	12:37:32.195
3	1:40.685	+0.706	12:39:12.880
4	1:39.979		12:40:52.859
5	1:41.094	+1.115	12:42:33.953
6	1:41.111	+1.132	12:44:15.064
7	1:40.107	+0.128	12:45:55.171
8	1:40.342	+0.363	12:47:35.513

(100) Connor Tagg			
1	1:46.946	+7.558	12:35:53.979
2	1:41.757	+2.369	12:37:35.736
3	1:40.845	+1.457	12:39:16.581
4	1:40.749	+1.361	12:40:57.330
5	1:42.116	+2.728	12:42:39.446
6	1:41.450	+2.062	12:44:20.896
7	1:40.477	+1.089	12:46:01.373
8	1:39.388		12:47:40.761

(101) Andy Lawson			
1	1:44.054	+2.992	12:35:50.032
2	1:41.075	+0.013	12:37:31.107
3	1:41.401	+0.339	12:39:12.508
4	1:41.062		12:40:53.570
5	1:43.007	+1.945	12:42:36.577
6	1:42.906	+1.844	12:44:19.483
7	1:42.705	+1.643	12:46:02.188
8	1:41.338	+0.276	12:47:43.526

(17) Ian Popplewell			
1	1:49.387	+7.399	12:35:56.013
2	1:42.120	+0.132	12:37:38.133
3	1:42.197	+0.209	12:39:20.330
4	1:42.440	+0.452	12:41:02.770
5	1:42.642	+0.654	12:42:45.412
6	1:43.170	+1.182	12:44:28.582
7	1:43.114	+1.126	12:46:11.696
8	1:41.988		12:47:53.684

(30) Liam Shellcock			
1	1:51.756	+8.635	12:35:59.387
2	1:43.688	+0.567	12:37:43.075
3	1:43.685	+0.564	12:39:26.760
4	1:44.271	+1.150	12:41:11.031
5	1:43.121		12:42:54.152
6	1:43.612	+0.491	12:44:37.764
7	1:44.325	+1.204	12:46:22.089
8	1:43.853	+0.732	12:48:05.942

(4) Stuart Martin			
1	1:50.090	+6.485	12:35:57.800
2	1:45.040	+1.435	12:37:42.840
3	1:44.586	+0.981	12:39:27.426
4	1:44.398	+0.793	12:41:11.824
5	1:43.605		12:42:55.429
6	1:43.878	+0.273	12:44:39.307
7	1:44.039	+0.434	12:46:23.346
8	1:45.441	+1.836	12:48:08.787

(2) Alec Collinson			
1	1:51.470	+8.353	12:36:00.171
2	1:45.487	+2.370	12:37:45.658
3	1:44.611	+1.494	12:39:30.269
4	1:43.533	+0.416	12:41:13.802
5	1:43.117		12:42:56.919
6	1:45.218	+2.101	12:44:42.137
7	1:45.085	+1.968	12:46:27.222
8	1:43.259	+0.142	12:48:10.481

(86) Chris Boland			
1	1:51.279	+7.161	12:35:58.922
2	1:46.218	+2.100	12:37:45.140
3	1:45.028	+0.910	12:39:30.168
4	1:44.873	+0.755	12:41:15.041
5	1:44.118		12:42:59.159
6	1:44.783	+0.665	12:44:43.942
7	1:44.990	+0.872	12:46:28.932
8	1:44.660	+0.542	12:48:13.592

(43) Colin Stephenson			
1	1:52.653	+8.713	12:36:00.064
2	1:46.233	+2.293	12:37:46.297
3	1:44.929	+0.989	12:39:31.226
4	1:44.683	+0.743	12:41:15.909
5	1:43.940		12:42:59.849
6	1:44.509	+0.569	12:44:44.358
7	1:45.420	+1.480	12:46:29.778
8	1:44.371	+0.431	12:48:14.149

(14) Will Hodgson			
1	1:49.277	+4.732	12:35:57.105
2	1:44.545		12:37:41.650
3	1:45.051	+0.506	12:39:26.701
4	1:45.186	+0.641	12:41:11.887
5	1:45.059	+0.514	12:42:56.946
6	1:46.283	+1.738	12:44:43.229
7	1:45.593	+1.048	12:46:28.822
8	1:45.499	+0.954	12:48:14.321

(94) Phil Page			
-----------------------	--	--	--

1	1:51.937	+7.962	12:35:59.277
2	1:46.058	+2.083	12:37:45.335
3	1:45.269	+1.294	12:39:30.604
4	1:44.839	+0.864	12:41:15.443
5	1:44.181	+0.206	12:42:59.624
6	1:44.519	+0.544	12:44:44.143
7	1:46.791	+2.816	12:46:30.934
8	1:43.975		12:48:14.909

(117) Ross Jackman			
1	1:48.704	+4.892	12:35:56.379
2	1:43.812		12:37:40.191
3	1:45.712	+1.900	12:39:25.903
4	1:44.810	+0.998	12:41:10.713
5	1:44.912	+1.100	12:42:55.625
6	1:46.254	+2.442	12:44:41.879
7	1:45.346	+1.534	12:46:27.225
8	1:47.854	+4.042	12:48:15.079

(88) Andrew Bright			
1	1:53.536	+8.576	12:36:01.683
2	1:47.587	+2.627	12:37:49.270
3	1:48.069	+3.109	12:39:37.339
4	1:46.596	+1.636	12:41:23.935
5	1:46.017	+1.057	12:43:09.952
6	1:44.960		12:44:54.912
7	1:46.455	+1.495	12:46:41.367
8	1:45.930	+0.970	12:48:27.297

(99) Mike Lawson			
1	1:52.151	+4.693	12:36:00.827
2	1:47.458		12:37:48.285
3	1:48.892	+1.434	12:39:37.177
4	1:48.334	+0.876	12:41:25.511
5	1:48.443	+0.985	12:43:13.954
6	1:47.860	+0.402	12:45:01.814
7	1:49.171	+1.713	12:46:50.985
8	1:48.455	+0.997	12:48:39.440

(22) Sam Nicholson			
1	1:55.783	+9.029	12:36:05.116
2	1:48.465	+1.711	12:37:53.581
3	1:48.787	+2.033	12:39:42.368
4	1:48.374	+1.620	12:41:30.742
5	1:48.802	+2.048	12:43:19.544
6	1:46.754		12:45:06.298
7	1:48.092	+1.338	12:46:54.390
8	1:47.849	+1.095	12:48:42.239

(6) Joe Carnell			
1	1:54.706	+7.332	12:36:03.434
2	1:48.441	+1.067	12:37:51.875
3	1:49.762	+2.388	12:39:41.637
4	1:48.861	+1.487	12:41:30.498
5	1:48.676	+1.302	12:43:19.174
6	1:47.846	+0.472	12:45:07.020
7	1:48.326	+0.952	12:46:55.346
8	1:47.374		12:48:42.720

(87) Duane Bliss			
1	1:54.817	+7.306	12:36:03.148

Chief Timekeeper:
Clerk of Course:
Weather &Track;Bright / Dry
Results: www.sportstimingservices.com
Printed: 31/05/2010 12:51:21





Thundersport GB - Rounds 7 and 8

Michelin Thundersport GP2 & Minitwin

Cadwell Park 2.173 Miles

Race 6

31/05/2010 12:34

Race started at 12:34:04

Lap	Lap Tm	Diff	Time of Day
2	1:50.005	+2.494	12:37:53.153
3	1:49.985	+2.474	12:39:43.138
4	1:48.348	+0.837	12:41:31.486
5	1:48.727	+1.216	12:43:20.213
6	1:47.511		12:45:07.724
7	1:47.931	+0.420	12:46:55.655
8	1:48.522	+1.011	12:48:44.177

(3) Richie Gelder

1	1:55.601	+8.013	12:36:04.289
2	1:49.244	+1.656	12:37:53.533
3	1:50.088	+2.500	12:39:43.621
4	1:48.475	+0.887	12:41:32.096
5	1:48.832	+1.244	12:43:20.928
6	1:47.588		12:45:08.516
7	1:48.084	+0.496	12:46:56.600
8	1:48.439	+0.851	12:48:45.039

(64) Matthew Hunter

1	1:58.292	+10.370	12:36:07.602
2	1:50.712	+2.790	12:37:58.314
3	1:52.112	+4.190	12:39:50.426
4	1:49.505	+1.583	12:41:39.931
5	1:48.743	+0.821	12:43:28.674
6	1:48.104	+0.182	12:45:16.778
7	1:47.980	+0.058	12:47:04.758
8	1:47.922		12:48:52.680

(15) Leigh Hutchinson

1	1:57.107	+7.738	12:36:06.720
2	1:51.218	+1.849	12:37:57.938
3	1:52.160	+2.791	12:39:50.098
4	1:49.369		12:41:39.467
5	1:50.388	+1.019	12:43:29.855
6	1:51.005	+1.636	12:45:20.860
7	1:51.350	+1.981	12:47:12.210
8	1:53.042	+3.673	12:49:05.252

(888) Alex Pykett

1	1:59.678	+8.960	12:36:09.670
2	1:54.057	+3.339	12:38:03.727
3	1:53.070	+2.352	12:39:56.797
4	1:51.792	+1.074	12:41:48.589
5	1:51.345	+0.627	12:43:39.934
6	1:51.395	+0.677	12:45:31.329
7	1:50.718		12:47:22.047
8	1:51.882	+1.164	12:49:13.929

(55) Phil Cox

1	1:58.562	+7.436	12:36:07.919
2	1:53.170	+2.044	12:38:01.089
3	1:54.559	+3.433	12:39:55.648
4	1:52.759	+1.633	12:41:48.407
5	1:53.790	+2.664	12:43:42.197
6	1:51.745	+0.619	12:45:33.942
7	1:51.126		12:47:25.068
8	1:51.656	+0.530	12:49:16.724

(5) Paul Maxfield

1	2:01.135	+5.063	12:36:11.111
2	1:59.218	+3.146	12:38:10.329

Lap	Lap Tm	Diff	Time of Day
3	1:57.910	+1.838	12:40:08.239
4	1:57.876	+1.804	12:42:06.115
5	1:58.385	+2.313	12:44:04.500
6	1:58.059	+1.987	12:46:02.559
7	1:56.072		12:47:58.631

(147) Phil Doody

1	2:04.384	+8.427	12:36:15.371
2	2:00.188	+4.231	12:38:15.559
3	2:00.865	+4.908	12:40:16.424
4	1:57.643	+1.686	12:42:14.067
5	1:57.469	+1.512	12:44:11.536
6	1:55.957		12:46:07.493
7	1:58.159	+2.202	12:48:05.652

(187) Chris Bazeley

1	2:03.602	+6.980	12:36:13.997
2	2:01.393	+4.771	12:38:15.390
3	2:11.332	+14.710	12:40:26.722
4	1:57.893	+1.271	12:42:24.615
5	1:57.362	+0.740	12:44:21.977
6	1:56.858	+0.236	12:46:18.835
7	1:56.622		12:48:15.457

(89) Ian Robinson

1	2:03.288	+4.483	12:36:13.509
2	2:01.630	+2.825	12:38:15.139
3	2:01.833	+3.028	12:40:16.972
4	2:01.987	+3.182	12:42:18.959
5	2:02.988	+4.183	12:44:21.947
6	1:58.805		12:46:20.752
7	1:59.395	+0.590	12:48:20.147

(26) Matthew Poncia

1	2:07.234	+5.649	12:36:17.956
2	2:03.277	+1.692	12:38:21.233
3	2:03.998	+2.413	12:40:25.231
4	2:02.371	+0.786	12:42:27.602
5	2:01.585		12:44:29.187
6	2:02.443	+0.858	12:46:31.630
7	2:01.691	+0.106	12:48:33.321

(56) Kenneth Dobson

1	2:07.721	+5.855	12:36:18.804
2	2:02.974	+1.108	12:38:21.778
3	2:03.953	+2.087	12:40:25.731
4	2:03.738	+1.872	12:42:29.469
5	2:03.075	+1.209	12:44:32.544
6	2:01.866		12:46:34.410
7	2:04.656	+2.790	12:48:39.066

(70) Nathan Hutchinson

1	2:05.368	+1.111	12:36:15.379
2	2:04.257		12:38:19.636
3	2:05.023	+0.766	12:40:24.659
4	2:04.534	+0.277	12:42:29.193
5	2:06.596	+2.339	12:44:35.789
6	2:06.520	+2.263	12:46:42.309
7	2:07.119	+2.862	12:48:49.428

(69) Verity Cave

Lap	Lap Tm	Diff	Time of Day
1	2:13.566	+8.726	12:36:24.538
2	2:07.247	+2.407	12:38:31.785
3	2:06.506	+1.666	12:40:38.291
4	2:05.430	+0.590	12:42:43.721
5	2:06.404	+1.564	12:44:50.125
6	2:04.840		12:46:54.965
7	2:12.856	+8.016	12:49:07.821

(12) David Schofield

1	2:13.243	+9.264	12:36:24.483
2	2:08.928	+4.949	12:38:33.411
3	2:07.075	+3.096	12:40:40.486
4	2:06.618	+2.639	12:42:47.104
5	2:05.088	+1.109	12:44:52.192
6	2:03.979		12:46:56.171

(73) Charlie Mowbray

1	1:56.282	+7.249	12:36:05.001
2	1:50.346	+1.313	12:37:55.347
3	1:49.631	+0.598	12:39:44.978
4	1:49.033		12:41:34.011

Chief Timekeeper:

Clerk of Course:

Weather &Track;Bright / Dry

Results: www.sportstimingservices.com

Printed: 31/05/2010 12:51:21





Thundersport GB - Rounds 7 and 8

Sorted on Laps

Michelin Thundersport GP2 & Minitwin

Cadwell Park 2.173 Miles

Race 15

31/05/2010 17:08

Race started at 17:08:56

Pos	No.	Name	Class	Make	Model	Laps	Total Tm	Diff	Best Tm	Best Spd	In Lap
1	77	Alan Percival	GP2	Kawasaki	400	5	8:19.458		1:37.979	79.842	4
2	111	Alex Heaton	GP2	Ducati	800	5	8:19.679	0.221	1:37.941	79.873	4
3	101	Andy Lawson	Minitwin	Suzuki	650 M	5	8:25.160	5.702	1:39.619	78.527	3
4	100	Connor Tagg	GP2	Aprilia	450	5	8:25.206	5.748	1:39.428	78.678	3
5	7	Alex Hutchinson	GP2	Kawasaki	400	5	8:26.224	6.766	1:39.751	78.423	4
6	17	Ian Popplewell	Minitwin	Kawasaki	650 M	5	8:27.479	8.021	1:39.742	78.430	4
7	25	Ben Gautrey	GP2	Aprilia	450	5	8:29.002	9.544	1:40.292	78.000	3
8	30	Liam Shellcock	GP2	Aprilia	450	5	8:41.474	22.016	1:42.487	76.330	3
9	14	Will Hodgson	GP2	Aprilia	450	5	8:44.154	24.696	1:42.782	76.111	2
10	117	Ross Jackman	GP2	Kawasaki	400	5	8:48.256	28.798	1:43.889	75.300	4
11	4	Stuart Martin	Minitwin	Suzuki	650 M	5	8:49.476	30.018	1:44.083	75.159	3
12	43	Colin Stephenson	Minitwin	Suzuki	650 M	5	8:49.910	30.452	1:42.263	76.497	4
13	88	Andrew Bright	Minitwin	Suzuki	650 M	5	8:52.197	32.739	1:44.411	74.923	5
14	94	Phil Page	GP2	Aprilia	450	5	8:58.344	38.886	1:44.624	74.771	4
15	87	Duane Bliss	Minitwin	Kawasaki	650 M	5	9:01.881	42.423	1:46.603	73.383	5
16	99	Mike Lawson	Minitwin	Kawasaki	650 M	5	9:02.344	42.886	1:46.921	73.164	4
17	22	Sam Nicholson	Minitwin	Suzuki	650 M	5	9:03.187	43.729	1:45.892	73.875	4
18	3	Richie Gelder	Minitwin	Suzuki	650	5	9:11.712	52.254	1:47.692	72.640	5
19	6	Joe Carnell	Minitwin	Kawasaki	650 M	5	9:12.116	52.658	1:47.532	72.749	5
20	64	Matthew Hunter	Minitwin	Suzuki	650 M	5	9:12.895	53.437	1:47.450	72.804	3
21	55	Phil Cox	GP2	Yamaha	400	5	9:22.725	1:03.267	1:49.684	71.321	3
22	15	Leigh Hutchinson	Minitwin	Suzuki	650 M	5	9:25.122	1:05.664	1:49.704	71.308	2
23	80	Acea Webb	GP2	Aprilia	450	5	9:25.207	1:05.749	1:49.344	71.543	3
24	73	Charlie Mowbray	GP2	Suzuki	650	5	9:35.824	1:16.366	1:51.383	70.233	5
25	187	Chris Bazeley	Tsport 500	Honda	500	5	9:50.935	1:31.477	1:55.919	67.485	5
26	5	Paul Maxfield	GP2	Honda	400	5	9:52.552	1:33.094	1:55.516	67.720	5
27	147	Phil Doody	Tsport 500	Honda	500	5	9:54.398	1:34.940	1:56.168	67.340	4
28	89	Ian Robinson	Tsport 500	Honda	500	5	9:54.402	1:34.944	1:56.766	66.996	3
29	26	Matthew Poncia	Tsport 500	Honda	500	5	10:12.053	1:52.595	2:00.174	65.096	2
30	56	Kenneth Dobson	Tsport 500	Honda	500	4	8:19.304	1 Lap	2:02.365	63.930	2
31	69	Verity Cave	Tsport 500	Honda	500	4	8:24.658	1 Lap	2:03.702	63.239	3
32	12	David Schofield	Tsport 500	Honda	500	4	8:50.356	1 Lap	2:09.879	60.231	2

Not classified ()

35	Clive White	Minitwin	Suzuki	650 M		1.711	DNF	-	0
86	Chris Boland	Minitwin	Suzuki	650 M		2.899	DNF	-	0

Margin of Victory	Avg. Speed	Best Lap Tm	Best Spd	Best Lap by
0.221	78.313	1:37.941	79.873	111 - Alex Heaton

Chief Timekeeper:

Clerk of Course:

Weather & Track; Cloudy / Dry

Results: www.sportstimeservices.com





Thundersport GB - Rounds 7 and 8

Lapchart

Michelin Thundersport GP2 & Minitwin

Cadwell Park 2.173 Miles

Race 15

31/05/2010 17:08

Race started at 17:08:56

Competitors	Laps						
	0	1	2	3	4	5	
Andy Lawson (101)	1	101	101	77	77	77	77
Alex Hutchinson (7)	2	7	77	111	111	111	111
Alan Percival (77)	3	77	111	101	101	101	101
Clive White (35)	4	35	7	7	100	100	100
Ian Popplewell (17)	5	17	100	100	7	7	7
Alex Heaton (111)	6	111	25	17	17	17	17
Ben Gautrey (25)	7	25	17	25	25	25	25
Connor Tagg (100)	8	100	117	30	30	30	30
Phil Page (94)	9	94	30	14	14	14	14
Colin Stephenson (43)	10	43	4	117	117	117	117
Liam Shellcock (30)	11	30	14	4	4	4	4
Chris Boland (86)	12	86	88	88	88	43	43
Ross Jackman (117)	13	117	99	43	43	88	88
Stuart Martin (4)	14	4	43	99	99	94	94
Will Hodgson (14)	15	14	87	87	87	99	87
Andrew Bright (88)	16	88	94	94	94	87	99
Duane Bliss (87)	17	87	22	22	22	22	22
Richie Gelder (3)	18	3	3	3	3	3	3
Charlie Mowbray (73)	19	73	6	6	6	6	6
Joe Carnell (6)	20	6	64	64	64	64	64
Mike Lawson (99)	21	99	15	15	15	15	55
Matthew Hunter (64)	22	64	73	55	55	55	15
Sam Nicholson (22)	23	22	55	73	80	80	80
Phil Cox (55)	24	55	80	80	73	73	73
Acea Webb (80)	25	80	187	187	187	187	187
Leigh Hutchinson (15)	26	15	89	89	89	89	5
Ian Robinson (89)	27	89	5	5	5	5	147
Chris Bazeley (187)	28	187	147	147	147	147	89
Paul Maxfield (5)	29	5	26	26	26	26	26
Kenneth Dobson (56)	30	56	56	56	56	56	
Matthew Poncia (26)	31	26	69	69	69	69	
Phil Doody (147)	32	147	12	12	12	12	
Verity Cave (69)	33	69					
David Schofield (12)	34	12					

Chief Timekeeper:

Clerk of Course:

Weather &Track;Cloudy / Dry

Results: www.sportstimingservices.com

Printed: 31/05/2010 17:22:48





Thundersport GB - Rounds 7 and 8

Michelin Thundersport GP2 & Minitwin

Cadwell Park 2.173 Miles

Race 15

31/05/2010 17:08

Race started at 17:08:56

Lap	Lap Tm	Diff	Time of Day
(77) Alan Percival			
1	1:43.716	+5.737	17:10:41.763
2	1:39.189	+1.210	17:12:20.952
3	1:38.722	+0.743	17:13:59.674
4	1:37.979		17:15:37.653
5	1:38.672	+0.693	17:17:16.325
(111) Alex Heaton			
1	1:43.021	+5.080	17:10:41.895
2	1:40.375	+2.434	17:12:22.270
3	1:37.958	+0.017	17:14:00.228
4	1:37.941		17:15:38.169
5	1:38.377	+0.436	17:17:16.546
(101) Andy Lawson			
1	1:43.571	+3.952	17:10:41.551
2	1:40.754	+1.135	17:12:22.305
3	1:39.619		17:14:01.924
4	1:39.694	+0.075	17:15:41.618
5	1:40.409	+0.790	17:17:22.027
(100) Connor Tagg			
1	1:43.675	+4.247	17:10:42.790
2	1:40.014	+0.586	17:12:22.804
3	1:39.428		17:14:02.232
4	1:39.514	+0.086	17:15:41.746
5	1:40.327	+0.899	17:17:22.073
(7) Alex Hutchinson			
1	1:44.247	+4.496	17:10:42.286
2	1:40.432	+0.681	17:12:22.718
3	1:39.881	+0.130	17:14:02.599
4	1:39.751		17:15:42.350
5	1:40.741	+0.990	17:17:23.091
(17) Ian Popplewell			
1	1:45.168	+5.426	17:10:43.790
2	1:40.228	+0.486	17:12:24.018
3	1:39.981	+0.239	17:14:03.999
4	1:39.742		17:15:43.741
5	1:40.605	+0.863	17:17:24.346
(25) Ben Gautrey			
1	1:44.566	+4.274	17:10:43.549
2	1:41.052	+0.760	17:12:24.601
3	1:40.292		17:14:04.893
4	1:40.668	+0.376	17:15:45.561
5	1:40.308	+0.016	17:17:25.869
(30) Liam Shellcock			
1	1:47.892	+5.405	17:10:47.591
2	1:42.821	+0.334	17:12:30.412
3	1:42.487		17:14:12.899
4	1:42.599	+0.112	17:15:55.498
5	1:42.843	+0.356	17:17:38.341
(14) Will Hodgson			
1	1:48.645	+5.863	17:10:48.543
2	1:42.782		17:12:31.325
3	1:43.131	+0.349	17:14:14.456

Lap	Lap Tm	Diff	Time of Day
4	1:43.066	+0.284	17:15:57.522
5	1:43.499	+0.717	17:17:41.021
(117) Ross Jackman			
1	1:47.471	+3.582	17:10:47.336
2	1:44.456	+0.567	17:12:31.792
3	1:43.894	+0.005	17:14:15.686
4	1:43.889		17:15:59.575
5	1:45.548	+1.659	17:17:45.123
(4) Stuart Martin			
1	1:48.379	+4.296	17:10:48.259
2	1:44.891	+0.808	17:12:33.150
3	1:44.083		17:14:17.233
4	1:44.630	+0.547	17:16:01.863
5	1:44.480	+0.397	17:17:46.343
(43) Colin Stephenson			
1	1:51.123	+8.860	17:10:50.720
2	1:45.794	+3.531	17:12:36.514
3	1:43.202	+0.939	17:14:19.716
4	1:42.263		17:16:01.979
5	1:44.798	+2.535	17:17:46.777
(88) Andrew Bright			
1	1:49.431	+5.020	17:10:49.593
2	1:44.933	+0.522	17:12:34.526
3	1:44.538	+0.127	17:14:19.064
4	1:45.589	+1.178	17:16:04.653
5	1:44.411		17:17:49.064
(94) Phil Page			
1	1:53.455	+8.831	17:10:52.816
2	1:45.526	+0.902	17:12:38.342
3	1:47.078	+2.454	17:14:25.420
4	1:44.624		17:16:10.044
5	1:45.167	+0.543	17:17:55.211
(87) Duane Bliss			
1	1:51.279	+4.676	17:10:51.622
2	1:46.633	+0.030	17:12:38.255
3	1:47.115	+0.512	17:14:25.370
4	1:46.775	+0.172	17:16:12.145
5	1:46.603		17:17:58.748
(99) Mike Lawson			
1	1:49.722	+2.801	17:10:50.486
2	1:47.038	+0.117	17:12:37.524
3	1:47.247	+0.326	17:14:24.771
4	1:46.921		17:16:11.692
5	1:47.519	+0.598	17:17:59.211
(22) Sam Nicholson			
1	1:54.145	+8.253	17:10:55.367
2	1:46.359	+0.467	17:12:41.726
3	1:46.288	+0.396	17:14:28.014
4	1:45.892		17:16:13.906
5	1:46.148	+0.256	17:18:00.054
(3) Richie Gelder			
1	1:55.031	+7.339	17:10:55.627

Lap	Lap Tm	Diff	Time of Day
2	1:48.424	+0.732	17:12:44.051
3	1:47.870	+0.178	17:14:31.921
4	1:48.966	+1.274	17:16:20.887
5	1:47.692		17:18:08.579
(6) Joe Carnell			
1	1:55.915	+8.383	17:10:56.622
2	1:48.196	+0.664	17:12:44.818
3	1:47.792	+0.260	17:14:32.610
4	1:48.841	+1.309	17:16:21.451
5	1:47.532		17:18:08.983
(64) Matthew Hunter			
1	1:55.957	+8.507	17:10:57.111
2	1:49.437	+1.987	17:12:46.548
3	1:47.450		17:14:33.998
4	1:47.840	+0.390	17:16:21.838
5	1:47.924	+0.474	17:18:09.762
(55) Phil Cox			
1	1:56.998	+7.314	17:10:58.550
2	1:50.687	+1.003	17:12:49.237
3	1:49.684		17:14:38.921
4	1:50.664	+0.980	17:16:29.585
5	1:50.007	+0.323	17:18:19.592
(15) Leigh Hutchinson			
1	1:55.481	+5.777	17:10:57.215
2	1:49.704		17:12:46.919
3	1:49.841	+0.137	17:14:36.760
4	1:52.592	+2.888	17:16:29.352
5	1:52.637	+2.933	17:18:21.989
(80) Acea Webb			
1	1:57.032	+7.688	17:10:58.702
2	1:51.023	+1.679	17:12:49.725
3	1:49.344		17:14:39.069
4	1:50.652	+1.308	17:16:29.721
5	1:52.353	+3.009	17:18:22.074
(73) Charlie Mowbray			
1	1:57.639	+6.256	17:10:58.261
2	1:51.443	+0.060	17:12:49.704
3	1:58.691	+7.308	17:14:48.395
4	1:52.913	+1.530	17:16:41.308
5	1:51.383		17:18:32.691
(187) Chris Bazeley			
1	1:58.536	+2.617	17:11:00.856
2	1:57.764	+1.845	17:12:58.620
3	1:57.252	+1.333	17:14:55.872
4	1:56.011	+0.092	17:16:51.883
5	1:55.919		17:18:47.802
(5) Paul Maxfield			
1	2:00.401	+4.885	17:11:02.888
2	1:57.322	+1.806	17:13:00.210
3	1:57.538	+2.022	17:14:57.748
4	1:56.155	+0.639	17:16:53.903
5	1:55.516		17:18:49.419

Chief Timekeeper:

Clerk of Course:

Weather & Track: Cloudy / Dry

Results: www.sportstimingservices.com

Printed: 31/05/2010 17:22:20





Thundersport GB - Rounds 7 and 8

Michelin Thundersport GP2 & Minitwin

Cadwell Park 2.173 Miles

Race 15

31/05/2010 17:08

Race started at 17:08:56

Lap	Lap Tm	Diff	Time of Day
-----	--------	------	-------------

(147) Phil Doody			
1	2:00.774	+4.606	17:11:03.678
2	1:57.289	+1.121	17:13:00.967
3	1:57.482	+1.314	17:14:58.449
4	1:56.168		17:16:54.617
5	1:56.648	+0.480	17:18:51.265

(89) Ian Robinson			
1	1:59.687	+2.921	17:11:01.966
2	1:58.025	+1.259	17:12:59.991
3	1:56.766		17:14:56.757
4	1:56.907	+0.141	17:16:53.664
5	1:57.605	+0.839	17:18:51.269

(26) Matthew Poncia			
1	2:03.156	+2.982	17:11:06.055
2	2:00.174		17:13:06.229
3	2:01.772	+1.598	17:15:08.001
4	2:00.598	+0.424	17:17:08.599
5	2:00.321	+0.147	17:19:08.920

(56) Kenneth Dobson			
1	2:04.236	+1.871	17:11:06.945
2	2:02.365		17:13:09.310
3	2:03.299	+0.934	17:15:12.609
4	2:03.562	+1.197	17:17:16.171

(69) Verity Cave			
1	2:06.862	+3.160	17:11:10.083
2	2:03.954	+0.252	17:13:14.037
3	2:03.702		17:15:17.739
4	2:03.786	+0.084	17:17:21.525

(12) David Schofield			
1	2:11.275	+1.396	17:11:14.691
2	2:09.879		17:13:24.570
3	2:11.795	+1.916	17:15:36.365
4	2:10.858	+0.979	17:17:47.223

Lap	Lap Tm	Diff	Time of Day
-----	--------	------	-------------

Lap	Lap Tm	Diff	Time of Day
-----	--------	------	-------------

Chief Timekeeper:

Clerk of Course:

Weather &Track;Cloudy / Dry

Results: www.sportstimingservices.com

Printed: 31/05/2010 17:22:20





Thundersport GB - Rounds 7 and 8

Sorted on Best Lap time

Nitro Thundersport GP3

Cadwell Park 2.173 Miles

1st Qualifying

29/05/2010 16:05

Practice started at 16:05:16

Pos	No.	Name	Class	Make	Model	Best Tm	In Lap	Diff	2nd Best	2nd Lap
1	21	Jason Douglas	GP3 C	Honda	125	1:52.977	9		1:54.237	8
2	94	Sam Hornsey	GP3	Honda	125	1:53.917	9	0.940	1:54.889	8
3	95	Luke Hedger	GP3 C	Honda	125	1:54.552	10	1.575	1:55.300	9
4	71	Paul Hedison	GP3	Honda	125	1:54.786	9	1.809	1:56.033	7
5	45	Ewan Gray	GP3	Honda	125	1:56.712	7	3.735	1:57.571	6
6	17	Tom Carne	GP3	Honda	125	1:56.885	10	3.908	1:57.725	8
7	34	Arnie Shelton	GP3	Honda	125	1:57.058	8	4.081	1:59.143	6
8	28	Bradley Ray	GP3 C	Honda	125	1:57.941	8	4.964	1:58.348	7
9	13	Sam Burman	GP3	Honda	125	2:00.310	9	7.333	2:00.637	6
10	11	Tom Weeden	GP3	Honda	125	2:01.223	4	8.246	2:01.307	5
11	131	Scott James	GP3 C	Honda	125	2:02.699	4	9.722	2:03.084	3
12	37	Scott Dootson	GP3 C	Honda	125	2:05.406	9	12.429	2:08.499	8
13	47	John Hawkes	GP3	Honda	125	2:08.218	6	15.241	2:08.505	7
14	20	Dylan Wyn Davies	GP3	Honda	125	2:22.693	2	29.716	2:24.258	1

Chief Timekeeper:

Clerk of Course:

Weather & Track : Cloudy / Wet

Results: www.sportstimingservices.com

Printed: 29/05/2010 16:35:51





Thundersport GB - Rounds 7 and 8

Sorted on Best Lap time

Nitro Thundersport GP3

Cadwell Park 2.173 Miles

2nd Qualifying

30/05/2010 10:30

Practice started at 10:30:35

Pos	No.	Name	Class	Make	Model	Best Tm	In Lap	Diff	2nd Best	2nd Lap
1	34	Arnie Shelton	GP3	Honda	125	1:45.900	5		1:47.952	4
2	21	Jason Douglas	GP3 C	Honda	125	1:47.160	5	1.260	1:49.594	4
3	95	Luke Hedger	GP3 C	Honda	125	1:47.425	5	1.525	1:49.068	4
4	11	Tom Weeden	GP3	Honda	125	1:47.612	5	1.712	1:49.343	4
5	94	Sam Hornsey	GP3	Honda	125	1:47.614	5	1.714	1:48.311	4
6	13	Sam Burman	GP3	Honda	125	1:47.952	5	2.052	1:49.691	4
7	71	Paul Hedison	GP3	Honda	125	1:49.087	5	3.187	1:51.378	2
8	17	Tom Carne	GP3	Honda	125	1:52.549	5	6.649	1:53.114	4
9	45	Ewan Gray	GP3	Honda	125	1:53.330	3	7.430	1:54.596	5
10	20	Dylan Wyn Davies	GP3	Honda	125	1:54.525	4	8.625	1:57.335	5
11	37	Scott Dootson	GP3 C	Honda	125	1:59.797	4	13.897	2:02.696	3
12	131	Scott James	GP3 C	Honda	125	2:00.065	4	14.165	2:01.155	3
13	28	Bradley Ray	GP3 C	Honda	125	2:15.420	2	29.520	2:23.150	1

Chief Timekeeper:

Clerk of Course:

Weather &Track :Bright / Drying

Results: www.sportstimingservices.com

Printed: 30/05/2010 11:01:59





Thundersport GB - Rounds 7 and 8

Nitro Thundersport GP3

Cadwell Park 2.173 Miles

Qualifying Overall

Pos	No.	Name	Class	Make	Model	Overall BestTm	R1. Best Tm	R2. Best Tm	Diff
1	34	Arnie Shelton	GP3	Honda	125	1:45.900	1:57.058	1:45.900	
2	21	Jason Douglas	GP3 C	Honda	125	1:47.160	1:52.977	1:47.160	1.260
3	95	Luke Hedger	GP3 C	Honda	125	1:47.425	1:54.552	1:47.425	1.525
4	11	Tom Weeden	GP3	Honda	125	1:47.612	2:01.223	1:47.612	1.712
5	94	Sam Hornsey	GP3	Honda	125	1:47.614	1:53.917	1:47.614	1.714
6	13	Sam Burman	GP3	Honda	125	1:47.952	2:00.310	1:47.952	2.052
7	71	Paul Hedison	GP3	Honda	125	1:49.087	1:54.786	1:49.087	3.187
8	17	Tom Carne	GP3	Honda	125	1:52.549	1:56.885	1:52.549	6.649
9	45	Ewan Gray	GP3	Honda	125	1:53.330	1:56.712	1:53.330	7.430
10	20	Dylan Wyn Davies	GP3	Honda	125	1:54.525	2:22.693	1:54.525	8.625
11	28	Bradley Ray	GP3 C	Honda	125	1:57.941	1:57.941	2:15.420	12.041
12	37	Scott Dootson	GP3 C	Honda	125	1:59.797	2:05.406	1:59.797	13.897
13	131	Scott James	GP3 C	Honda	125	2:00.065	2:02.699	2:00.065	14.165
14	47	John Hawkes	GP3	Honda	125	2:08.218	2:08.218		22.318

Chief Timekeeper:

Clerk of Course:

Weather &Track :Bright / Wet

Results: www.sportstimingservices.com

Printed: 30/05/2010 10:41:59





Thundersport GB - Rounds 7 and 8


Nitro Thundersport GP3

Cadwell Park 2.173 Miles

Race 7 - (Superpole)

30/05/2010

Race



POLE POSITION

3 95	2 21	1 34	1
6 13	5 94	4 11	2
9 45	8 17	7 71	3
12 37	11 28	10 20	4
	14 47	13 131	5

Chief Timekeeper:
 Clerk of Course:
 Weather &Track :Bright / Wet
 Results: www.sportstimingservices.com
 Printed: 30/05/2010 10:43:34





Thundersport GB - Rounds 7 and 8

Sorted on Laps

Nitro Thundersport GP3

Cadwell Park 2.173 Miles

Race 7 - (Superpole)

30/05/2010 14:49

Race started at 14:49:45

Pos	No.	Name	Class	Make	Model	Laps	Total Tm	Diff	Best Tm	Best Spd	In Lap
1	34	Arnie Shelton	GP3	Honda	125	9	15:55.086		1:44.496	74.862	8
2	94	Sam Hornsey	GP3	Honda	125	9	16:11.439	16.353	1:44.515	74.849	8
3	95	Luke Hedger	GP3 C	Honda	125	9	16:15.795	20.709	1:45.242	74.332	8
4	11	Tom Weeden	GP3	Honda	125	9	16:25.495	30.409	1:46.202	73.660	8
5	13	Sam Burman	GP3	Honda	125	9	16:26.661	31.575	1:46.266	73.615	6
6	71	Paul Hedison	GP3	Honda	125	9	16:30.775	35.689	1:48.670	71.987	3
7	17	Tom Carne	GP3	Honda	125	9	16:41.778	46.692	1:47.627	72.684	8
8	45	Ewan Gray	GP3	Honda	125	9	16:41.947	46.861	1:47.784	72.578	8
9	21	Jason Douglas	GP3 C	Honda	125	9	16:45.652	50.566	1:45.599	74.080	9
10	28	Bradley Ray	GP3 C	Honda	125	9	16:55.453	1:00.367	1:47.730	72.615	9
11	131	Scott James	GP3 C	Honda	125	9	17:26.523	1:31.437	1:53.856	68.708	4
12	37	Scott Dootson	GP3 C	Honda	125	9	17:42.814	1:47.728	1:54.333	68.421	8

Not classified ()

20	Dylan Wyn Davies	GP3	Honda	125	5	9:36.331	DNF	1:51.738	70.010	5
----	------------------	-----	-------	-----	---	----------	-----	----------	--------	---

Announcements

No.17 - PLEASE PUT TRANSPONDER ON FOR RACES

Margin of Victory	Avg. Speed	Best Lap Tm	Best Spd	Best Lap by
16.353	73.716	1:44.496	74.862	34 - Arnie Shelton

Chief Timekeeper:

Clerk of Course:

Weather &Track :Bright / Wet

Results: www.sportstiming.com





Thundersport GB - Rounds 7 and 8

Lapchart

Nitro Thundersport GP3

Cadwell Park 2.173 Miles

Race 7 - (Superpole)

30/05/2010 14:49

Race started at 14:49:45

Competitors	Laps									
	0	1	2	3	4	5	6	7	8	9
Arnie Shelton (34)	1	34	34	34	34	34	34	34	34	34
Jason Douglas (21)	2	21	71	71	71	71	95	94	94	94
Tom Weeden (11)	3	11	11	95	95	95	94	95	95	95
Luke Hedger (95)	4	95	95	11	11	13	71	13	13	11
Sam Hornsey (94)	5	94	13	13	13	94	13	71	71	11
Paul Hedison (71)	6	71	94	94	94	11	11	11	11	71
Sam Burman (13)	7	13	17	17	17	17	17	17	17	17
Tom Carne (17)	8	17	45	45	45	45	45	45	45	45
Ewan Gray (45)	9	45	20	20	20	20	21	21	21	21
Bradley Ray (28)	10	28	131	21	21	21	21	28	28	28
Dylan Wyn Davies (20)	11	20	21	131	28	28	28	131	131	131
Scott Dootson (37)	12	37	28	28	131	131	131	37	37	37
Scott James (131)	13	131	37	37	37	37	37			

Chief Timekeeper:

Clerk of Course:

Weather &Track :Bright / Wet

Results: www.sportstimingservices.com

Printed: 30/05/2010 15:09:59





Thundersport GB - Rounds 7 and 8

Nitro Thundersport GP3

Cadwell Park 2.173 Miles

Race 7 - (Superpole)

30/05/2010 14:49

Race started at 14:49:45

Lap	Lap Tm	Diff	Time of Day
(34) Arnie Shelton			
1	1:52.341	+7.845	14:51:38.853
2	1:46.319	+1.823	14:53:25.172
3	1:45.016	+0.520	14:55:10.188
4	1:44.954	+0.458	14:56:55.142
5	1:45.308	+0.812	14:58:40.450
6	1:45.085	+0.589	15:00:25.535
7	1:44.881	+0.385	15:02:10.416
8	1:44.496		15:03:54.912
9	1:45.411	+0.915	15:05:40.323

(94) Sam Hornsey			
1	1:57.493	+12.978	14:51:44.944
2	1:49.163	+4.648	14:53:34.107
3	1:48.814	+4.299	14:55:22.921
4	1:47.268	+2.753	14:57:10.189
5	1:46.293	+1.778	14:58:56.482
6	1:45.342	+0.827	15:00:41.824
7	1:45.002	+0.487	15:02:26.826
8	1:44.515		15:04:11.341
9	1:45.335	+0.820	15:05:56.676

(95) Luke Hedger			
1	1:55.879	+10.637	14:51:43.139
2	1:50.267	+5.025	14:53:33.406
3	1:48.784	+3.542	14:55:22.190
4	1:47.613	+2.371	14:57:09.803
5	1:46.463	+1.221	14:58:56.266
6	1:46.189	+0.947	15:00:42.455
7	1:45.399	+0.157	15:02:27.854
8	1:45.242		15:04:13.096
9	1:47.936	+2.694	15:06:01.032

(11) Tom Weedon			
1	1:55.109	+8.907	14:51:42.304
2	1:51.330	+5.128	14:53:33.634
3	1:48.665	+2.463	14:55:22.299
4	1:48.431	+2.229	14:57:10.730
5	1:47.725	+1.523	14:58:58.455
6	1:50.212	+4.010	15:00:48.667
7	1:47.905	+1.703	15:02:36.572
8	1:46.202		15:04:22.774
9	1:47.958	+1.756	15:06:10.732

(13) Sam Burman			
1	1:55.578	+9.312	14:51:43.379
2	1:50.377	+4.111	14:53:33.756
3	1:48.746	+2.480	14:55:22.502
4	1:47.552	+1.286	14:57:10.054
5	1:46.901	+0.635	14:58:56.955
6	1:46.266		15:00:43.221
7	1:49.398	+3.132	15:02:32.619
8	1:50.084	+3.818	15:04:22.703
9	1:49.195	+2.929	15:06:11.898

(71) Paul Hedison			
1	1:52.687	+4.017	14:51:40.352
2	1:49.236	+0.566	14:53:29.588
3	1:48.670		14:55:18.258
4	1:49.309	+0.639	14:57:07.567

Lap	Lap Tm	Diff	Time of Day
5	1:48.967	+0.297	14:58:56.534
6	1:49.032	+0.362	15:00:45.566
7	1:50.023	+1.353	15:02:35.589
8	1:49.695	+1.025	15:04:25.284
9	1:50.728	+2.058	15:06:16.012

(17) Tom Carne			
1	1:58.232	+10.605	14:51:46.172
2	1:53.472	+5.845	14:53:39.644
3	1:51.016	+3.389	14:55:30.660
4	1:50.646	+3.019	14:57:21.306
5	1:52.597	+4.970	14:59:13.903
6	1:48.839	+1.212	15:01:02.742
7	1:48.468	+0.841	15:02:51.210
8	1:47.627		15:04:38.837
9	1:48.178	+0.551	15:06:27.015

(45) Ewan Gray			
1	1:58.171	+10.387	14:51:46.325
2	1:54.144	+6.360	14:53:40.469
3	1:51.453	+3.669	14:55:31.922
4	1:51.508	+3.724	14:57:23.430
5	1:50.581	+2.797	14:59:14.011
6	1:48.867	+1.083	15:01:02.878
7	1:48.512	+0.728	15:02:51.390
8	1:47.784		15:04:39.174
9	1:48.010	+0.226	15:06:27.184

(21) Jason Douglas			
1	2:05.481	+19.882	14:51:52.230
2	1:55.957	+10.358	14:53:48.187
3	1:53.676	+8.077	14:55:41.863
4	1:51.473	+5.874	14:57:33.336
5	1:49.491	+3.892	14:59:22.827
6	1:47.931	+2.332	15:01:10.758
7	1:47.551	+1.952	15:02:58.309
8	1:46.981	+1.382	15:04:45.290
9	1:45.599		15:06:30.889

(28) Bradley Ray			
1	2:04.234	+16.504	14:51:52.805
2	1:57.432	+9.702	14:53:50.237
3	1:53.006	+5.276	14:55:43.243
4	1:51.879	+4.149	14:57:35.122
5	1:50.840	+3.110	14:59:25.962
6	1:50.036	+2.306	15:01:15.998
7	1:48.457	+0.727	15:03:04.455
8	1:48.505	+0.775	15:04:52.960
9	1:47.730		15:06:40.690

(131) Scott James			
1	2:02.200	+8.344	14:51:51.257
2	1:58.624	+4.768	14:53:49.881
3	1:54.278	+0.422	14:55:44.159
4	1:53.856		14:57:38.015
5	1:54.019	+0.163	14:59:32.034
6	1:54.701	+0.845	15:01:26.735
7	1:54.061	+0.205	15:03:20.796
8	1:54.116	+0.260	15:05:14.912
9	1:56.848	+2.992	15:07:11.760

Chief Timekeeper:

Clerk of Course:

Weather &Track :Bright / Wet

Results: www.sportstimingservices.com

Printed: 30/05/2010 15:09:34





Thundersport GB - Rounds 7 and 8


Nitro Thundersport GP3

Cadwell Park 2.173 Miles

Race Grids - Monday

31/05/2010

Race



POLE POSITION

3 95	2 94	1 34	1
6 13	5 21	4 11	2
9 45	8 17	7 71	3
12 37	11 28	10 20	4
	14 47	13 131	5

Chief Timekeeper:
 Clerk of Course:
 Weather &Track :Bright / Wet
 Results: www.sportstimingservices.com
 Printed: 30/05/2010 15:11:54





Thundersport GB - Rounds 7 and 8

Sorted on Laps

Nitro Thundersport GP3

Cadwell Park 2.173 Miles

Race 9

31/05/2010 14:18

Race started at 14:18:55

Pos	No.	Name	Class	Make	Model	Laps	Total Tm	Diff	Best Tm	Best Spd	In Lap
1	94	Sam Hornsey	GP3	Honda	125	10	16:38.703		1:37.516	80.221	10
2	34	Arnie Shelton	GP3	Honda	125	10	16:39.026	0.323	1:37.527	80.212	10
3	11	Tom Weeden	GP3	Honda	125	10	16:54.302	15.599	1:39.756	78.419	4
4	95	Luke Hedger	GP3 C	Honda	125	10	16:59.898	21.195	1:40.663	77.713	3
5	28	Bradley Ray	GP3 C	Honda	125	10	17:14.129	35.426	1:41.505	77.068	10
6	13	Sam Burman	GP3	Honda	125	10	17:14.560	35.857	1:41.894	76.774	8
7	17	Tom Carne	GP3	Honda	125	10	17:15.046	36.343	1:41.697	76.923	9
8	71	Paul Hedison	GP3	Honda	125	10	17:23.475	44.772	1:42.623	76.229	7
9	45	Ewan Gray	GP3	Honda	125	10	17:41.664	1:02.961	1:45.034	74.479	2
10	131	Scott James	GP3 C	Honda	125	10	17:52.227	1:13.524	1:45.775	73.957	7
11	21	Jason Douglas	GP3 C	Honda	125	10	18:17.057	1:38.354	1:46.550	73.419	4
12	37	Scott Dootson	GP3 C	Honda	125	9	16:43.229	1 Lap	1:49.598	71.377	7

Margin of Victory	Avg. Speed	Best Lap Tm	Best Spd	Best Lap by
0.323	78.330	1:37.516	80.221	94 - Sam Hornsey

Chief Timekeeper:

Clerk of Course:

Weather &Track;Bright / Dry

Results: www.sportstimingservices.com





Thundersport GB - Rounds 7 and 8

Lapchart

Nitro Thundersport GP3

Cadwell Park 2.173 Miles

Race 9

31/05/2010 14:18

Race started at 14:18:55

Competitors

Laps

	0	1	2	3	4	5	6	7	8	9	10
Arnie Shelton (34)	1	34	34	11	11	94	94	94	94	94	94
Sam Hornsey (94)	2	94	11	94	94	11	34	34	34	34	34
Tom Weeden (11)	3	11	94	34	34	34	11	11	11	11	11
Luke Hedger (95)	4	95	95	95	95	95	95	95	95	95	95
Jason Douglas (21)	5	21	71	71	71	13	13	13	13	13	28
Paul Hedison (71)	6	71	17	17	13	71	17	28	28	28	13
Sam Burman (13)	7	13	13	13	17	17	28	17	17	17	17
Tom Carne (17)	8	17	28	28	28	28	71	71	71	71	71
Bradley Ray (28)	9	28	45	45	45	45	45	45	45	45	45
Ewan Gray (45)	10	45	21	21	131	131	131	131	131	131	131
Scott James (131)	11	131	131	131	21	21	21	21	21	21	21
Scott Dootson (37)	12	37	37	37	37	37	37	37	37	37	37

Chief Timekeeper:


Clerk of Course:

Weather &Track;Bright / Dry

Results: www.sportstimingservices.com

Printed: 31/05/2010 14:39:58





Thundersport GB - Rounds 7 and 8

Nitro Thundersport GP3

Cadwell Park 2.173 Miles

Race 9

31/05/2010 14:18

Race started at 14:18:55

Lap	Lap Tm	Diff	Time of Day
(94) Sam Hornsey			
1	1:45.506	+7.990	14:20:42.590
2	1:40.727	+3.211	14:22:23.317
3	1:40.077	+2.561	14:24:03.394
4	1:39.075	+1.559	14:25:42.469
5	1:39.481	+1.965	14:27:21.950
6	1:38.827	+1.311	14:29:00.777
7	1:39.038	+1.522	14:30:39.815
8	1:38.599	+1.083	14:32:18.414
9	1:38.515	+0.999	14:33:56.929
10	1:37.516		14:35:34.445

(34) Arnie Shelton			
1	1:45.286	+7.759	14:20:42.183
2	1:41.437	+3.910	14:22:23.620
3	1:40.259	+2.732	14:24:03.879
4	1:39.695	+2.168	14:25:43.574
5	1:39.020	+1.493	14:27:22.594
6	1:39.086	+1.559	14:29:01.680
7	1:38.787	+1.260	14:30:40.467
8	1:38.157	+0.630	14:32:18.624
9	1:38.617	+1.090	14:33:57.241
10	1:37.527		14:35:34.768

(11) Tom Weeden			
1	1:44.884	+5.128	14:20:42.474
2	1:40.577	+0.821	14:22:23.051
3	1:40.331	+0.575	14:24:03.382
4	1:39.756		14:25:43.138
5	1:40.180	+0.424	14:27:23.318
6	1:40.351	+0.595	14:29:03.669
7	1:40.313	+0.557	14:30:43.982
8	1:41.250	+1.494	14:32:25.232
9	1:41.374	+1.618	14:34:06.606
10	1:43.438	+3.682	14:35:50.044

(95) Luke Hedger			
1	1:45.741	+5.078	14:20:43.625
2	1:40.945	+0.282	14:22:24.570
3	1:40.663		14:24:05.233
4	1:40.750	+0.087	14:25:45.983
5	1:40.912	+0.249	14:27:26.895
6	1:40.839	+0.176	14:29:07.734
7	1:41.813	+1.150	14:30:49.547
8	1:41.611	+0.948	14:32:31.158
9	1:41.891	+1.228	14:34:13.049
10	1:42.591	+1.928	14:35:55.640

(28) Bradley Ray			
1	1:47.471	+5.966	14:20:46.265
2	1:43.413	+1.908	14:22:29.678
3	1:43.678	+2.173	14:24:13.356
4	1:42.485	+0.980	14:25:55.841
5	1:42.825	+1.320	14:27:38.666
6	1:43.025	+1.520	14:29:21.691
7	1:42.669	+1.164	14:31:04.360
8	1:41.936	+0.431	14:32:46.296
9	1:42.070	+0.565	14:34:28.366
10	1:41.505		14:36:09.871

Lap	Lap Tm	Diff	Time of Day
(13) Sam Burman			
1	1:47.698	+5.804	14:20:45.934
2	1:43.531	+1.637	14:22:29.465
3	1:42.551	+0.657	14:24:12.016
4	1:42.791	+0.897	14:25:54.807
5	1:43.447	+1.553	14:27:38.254
6	1:43.397	+1.503	14:29:21.651
7	1:42.589	+0.695	14:31:04.240
8	1:41.894		14:32:46.134
9	1:42.199	+0.305	14:34:28.333
10	1:41.969	+0.075	14:36:10.302

(17) Tom Carne			
1	1:47.281	+5.584	14:20:45.572
2	1:43.523	+1.826	14:22:29.095
3	1:43.910	+2.213	14:24:13.005
4	1:42.478	+0.781	14:25:55.483
5	1:42.810	+1.113	14:27:38.293
6	1:44.108	+2.411	14:29:22.401
7	1:42.212	+0.515	14:31:04.613
8	1:42.219	+0.522	14:32:46.832
9	1:41.697		14:34:28.529
10	1:42.259	+0.562	14:36:10.788

(71) Paul Hedison			
1	1:46.254	+3.631	14:20:44.214
2	1:43.503	+0.880	14:22:27.717
3	1:43.412	+0.789	14:24:11.129
4	1:43.929	+1.306	14:25:55.058
5	1:49.613	+6.990	14:27:44.671
6	1:42.921	+0.298	14:29:27.592
7	1:42.623		14:31:10.215
8	1:43.396	+0.773	14:32:53.611
9	1:42.818	+0.195	14:34:36.429
10	1:42.788	+0.165	14:36:19.217

(45) Ewan Gray			
1	1:47.738	+2.704	14:20:46.554
2	1:45.034		14:22:31.588
3	1:45.442	+0.408	14:24:17.030
4	1:45.707	+0.673	14:26:02.737
5	1:45.327	+0.293	14:27:48.064
6	1:45.600	+0.566	14:29:33.664
7	1:45.839	+0.805	14:31:19.503
8	1:46.480	+1.446	14:33:05.983
9	1:45.854	+0.820	14:34:51.837
10	1:45.569	+0.535	14:36:37.406

(131) Scott James			
1	1:50.145	+4.370	14:20:49.395
2	1:47.495	+1.720	14:22:36.890
3	1:46.747	+0.972	14:24:23.637
4	1:46.376	+0.601	14:26:10.013
5	1:45.926	+0.151	14:27:55.939
6	1:46.068	+0.293	14:29:42.007
7	1:45.775		14:31:27.782
8	1:45.945	+0.170	14:33:13.727
9	1:46.666	+0.891	14:35:00.393
10	1:47.576	+1.801	14:36:47.969

(21) Jason Douglas

Lap	Lap Tm	Diff	Time of Day
1	1:50.892	+4.342	14:20:48.819
2	1:46.812	+0.262	14:22:35.631
3	1:48.403	+1.853	14:24:24.034
4	1:46.550		14:26:10.584
5	1:46.573	+0.023	14:27:57.157
6	1:50.216	+3.666	14:29:47.373
7	1:53.046	+6.496	14:31:40.419
8	1:50.935	+4.385	14:33:31.354
9	1:50.317	+3.767	14:35:21.671
10	1:51.128	+4.578	14:37:12.799

(37) Scott Dootson			
1	1:53.356	+3.758	14:20:52.721
2	1:51.573	+1.975	14:22:44.294
3	1:50.867	+1.269	14:24:35.161
4	1:49.842	+0.244	14:26:25.003
5	1:50.178	+0.580	14:28:15.181
6	1:49.643	+0.045	14:30:04.824
7	1:49.598		14:31:54.422
8	1:49.772	+0.174	14:33:44.194
9	1:54.777	+5.179	14:35:38.971

Chief Timekeeper:

Clerk of Course:

Weather &Track;Bright / Dry

Results: www.sportstimingservices.com

Printed: 31/05/2010 14:39:34





Thundersport GB - Rounds 7 and 8

Sorted on Laps

Nitro Thundersport GP3

Cadwell Park 2.173 Miles

Race 18

31/05/2010 18:29

Race started at 18:29:32

Pos	No.	Name	Class	Make	Model	Laps	Total Tm	Diff	Best Tm	Best Spd	In Lap
1	34	Arnie Shelton	GP3	Honda	125	7	11:38.552		1:38.044	79.789	7
2	94	Sam Hornsey	GP3	Honda	125	7	11:40.569	2.017	1:38.093	79.749	6
3	95	Luke Hedger	GP3 C	Honda	125	7	11:46.291	7.739	1:39.097	78.941	6
4	11	Tom Weeden	GP3	Honda	125	7	11:46.365	7.813	1:39.847	78.348	4
5	17	Tom Carne	GP3	Honda	125	7	11:54.854	16.302	1:39.821	78.368	3
6	28	Bradley Ray	GP3 C	Honda	125	7	12:05.492	26.940	1:41.338	77.195	7
7	13	Sam Burman	GP3	Honda	125	7	12:06.001	27.449	1:42.124	76.601	7
8	71	Paul Hedison	GP3	Honda	125	7	12:06.111	27.559	1:41.990	76.702	7
9	45	Ewan Gray	GP3	Honda	125	7	12:23.338	44.786	1:44.190	75.082	5
10	131	Scott James	GP3 C	Honda	125	7	12:30.925	52.373	1:45.040	74.474	3
11	21	Jason Douglas	GP3 C	Honda	125	7	12:55.437	1:16.885	1:47.245	72.943	3
12	37	Scott Dootson	GP3 C	Honda	125	7	12:59.355	1:20.803	1:49.186	71.647	7

Margin of Victory	Avg. Speed	Best Lap Tm	Best Spd	Best Lap by
2.017	78.390	1:38.044	79.789	34 - Arnie Shelton

Chief Timekeeper:

Clerk of Course:

Weather &Track;Cloudy / Dry

Results: www.sportstimingservices.com





Thundersport GB - Rounds 7 and 8

Lapchart

Nitro Thundersport GP3

Cadwell Park 2.173 Miles

Race 18

31/05/2010 18:29

Race started at 18:29:32

Competitors	Laps								
	0	1	2	3	4	5	6	7	
Arnie Shelton (34)	1	34	34	34	34	34	34	34	34
Sam Hornsey (94)	2	94	11	11	11	11	94	94	94
Tom Weeden (11)	3	11	17	94	94	94	11	11	95
Luke Hedger (95)	4	95	94	17	17	95	95	95	11
Paul Hedison (71)	5	71	95	95	95	17	17	17	17
Tom Carne (17)	6	17	28	71	13	13	13	13	28
Sam Burman (13)	7	13	13	13	28	28	28	71	13
Jason Douglas (21)	8	21	71	28	71	71	71	28	71
Bradley Ray (28)	9	28	45	45	45	45	45	45	45
Scott James (131)	10	131	131	131	131	131	131	131	131
Ewan Gray (45)	11	45	21	21	21	21	21	21	21
Scott Dootson (37)	12	37	37	37	37	37	37	37	37

Chief Timekeeper:

Clerk of Course:

Weather &Track;Cloudy / Dry

Results: www.sportstimingservices.com

Printed: 31/05/2010 18:45:15





Thundersport GB - Rounds 7 and 8

Nitro Thundersport GP3

Cadwell Park 2.173 Miles

Race 18

31/05/2010 18:29

Race started at 18:29:32

Lap	Lap Tm	Diff	Time of Day
(34) Arnie Shelton			
1	1:44.362	+6.318	18:31:17.828
2	1:39.812	+1.768	18:32:57.640
3	1:39.346	+1.302	18:34:36.986
4	1:38.695	+0.651	18:36:15.681
5	1:38.294	+0.250	18:37:53.975
6	1:38.580	+0.536	18:39:32.555
7	1:38.044		18:41:10.599
(94) Sam Homsey			
1	1:46.265	+8.172	18:31:19.960
2	1:40.066	+1.973	18:33:00.026
3	1:39.334	+1.241	18:34:39.360
4	1:38.763	+0.670	18:36:18.123
5	1:38.289	+0.196	18:37:56.412
6	1:38.093		18:39:34.505
7	1:38.111	+0.018	18:41:12.616
(95) Luke Hedger			
1	1:45.985	+6.888	18:31:20.261
2	1:40.719	+1.622	18:33:00.980
3	1:39.646	+0.549	18:34:40.626
4	1:39.458	+0.361	18:36:20.084
5	1:39.410	+0.313	18:37:59.494
6	1:39.097		18:39:38.591
7	1:39.747	+0.650	18:41:18.338
(11) Tom Weeden			
1	1:44.075	+4.228	18:31:18.218
2	1:39.970	+0.123	18:32:58.188
3	1:39.998	+0.151	18:34:38.186
4	1:39.847		18:36:18.033
5	1:40.001	+0.154	18:37:58.034
6	1:40.409	+0.562	18:39:38.443
7	1:39.969	+0.122	18:41:18.412
(17) Tom Carne			
1	1:44.882	+5.061	18:31:19.530
2	1:41.255	+1.434	18:33:00.785
3	1:39.821		18:34:40.606
4	1:41.249	+1.428	18:36:21.855
5	1:42.569	+2.748	18:38:04.424
6	1:41.756	+1.935	18:39:46.180
7	1:40.721	+0.900	18:41:26.901
(28) Bradley Ray			
1	1:46.287	+4.949	18:31:21.718
2	1:43.568	+2.230	18:33:05.286
3	1:42.491	+1.153	18:34:47.777
4	1:43.044	+1.706	18:36:30.821
5	1:42.467	+1.129	18:38:13.288
6	1:42.913	+1.575	18:39:56.201
7	1:41.338		18:41:37.539
(13) Sam Burman			
1	1:47.467	+5.343	18:31:22.130
2	1:42.808	+0.684	18:33:04.938
3	1:42.791	+0.667	18:34:47.729
4	1:42.938	+0.814	18:36:30.667
5	1:42.527	+0.403	18:38:13.194

Lap	Lap Tm	Diff	Time of Day
6	1:42.730	+0.606	18:39:55.924
7	1:42.124		18:41:38.048
(71) Paul Hedison			
1	1:47.572	+5.582	18:31:22.164
2	1:42.562	+0.572	18:33:04.726
3	1:43.335	+1.345	18:34:48.061
4	1:43.165	+1.175	18:36:31.226
5	1:42.379	+0.389	18:38:13.605
6	1:42.563	+0.573	18:39:56.168
7	1:41.990		18:41:38.158
(45) Ewan Gray			
1	1:48.937	+4.747	18:31:24.499
2	1:47.197	+3.007	18:33:11.696
3	1:44.663	+0.473	18:34:56.359
4	1:44.309	+0.119	18:36:40.668
5	1:44.190		18:38:24.858
6	1:45.380	+1.190	18:40:10.238
7	1:45.147	+0.957	18:41:55.385
(131) Scott James			
1	1:48.983	+3.943	18:31:24.540
2	1:47.701	+2.661	18:33:12.241
3	1:45.040		18:34:57.281
4	1:46.490	+1.450	18:36:43.771
5	1:46.473	+1.433	18:38:30.244
6	1:46.408	+1.368	18:40:16.652
7	1:46.320	+1.280	18:42:02.972
(21) Jason Douglas			
1	1:52.753	+5.508	18:31:27.557
2	1:47.810	+0.565	18:33:15.367
3	1:47.245		18:35:02.612
4	1:48.719	+1.474	18:36:51.331
5	1:51.048	+3.803	18:38:42.379
6	1:51.056	+3.811	18:40:33.435
7	1:54.049	+6.804	18:42:27.484
(37) Scott Dootson			
1	1:53.662	+4.476	18:31:29.578
2	1:51.648	+2.462	18:33:21.226
3	1:50.916	+1.730	18:35:12.142
4	1:50.487	+1.301	18:37:02.629
5	1:49.834	+0.648	18:38:52.463
6	1:49.753	+0.567	18:40:42.216
7	1:49.186		18:42:31.402

Lap	Lap Tm	Diff	Time of Day
-----	--------	------	-------------

Chief Timekeeper:

Clerk of Course:

Weather &Track;Cloudy / Dry

Results: www.sportstimingservices.com





Thundersport GB - Rounds 7 and 8

Sorted on Best Lap time

Termignoni Superstock 600

Cadwell Park 2.173 Miles

1st Qualifying

29/05/2010 16:57

Practice started at 16:57:05

Pos	No.	Name	Class	Make	Model	Best Tm	In Lap	Diff	2nd Best	2nd Lap
1	24	Mark Newland	Superstock 600	Yamaha	600	1:47.348	10		1:47.802	7
2	22	Jonathan Lodge	Superstock 600	Yamaha	600	1:47.421	10	0.073	1:47.628	7
3	143	Seb Bulpin	Superstock 600	Yamaha	600	1:48.447	8	1.099	1:49.581	6
4	8	Marc Hughes	Superstock 600	Yamaha	600	1:48.634	7	1.286	1:49.091	6
5	5	Sam Middlemas	Superstock 600	Triumph	675	1:49.475	5	2.127	1:52.121	4
6	48	Scott Wilson	Superstock 600	Kawasaki	600	1:50.063	4	2.715	1:50.227	5
7	23	Erol Ahmet	Superstock 600	Yamaha	600	1:50.527	6	3.179	1:50.576	8
8	98	Rob Brown	Superstock 600	Yamaha	600	1:50.561	8	3.213	1:51.087	6
9	47	Nick Anderson	Superstock 600	Yamaha	600	1:50.983	8	3.635	1:51.670	7
10	41	Stewart Bradford	Superstock 600	Suzuki	600	1:51.054	8	3.706	1:52.727	7
11	15	Marty Lennon	Superstock 600	Yamaha	600	1:51.207	10	3.859	1:53.740	6
12	94	Chaz Beale	Superstock 600	Yamaha	600	1:51.903	3	4.555	1:54.349	2
13	16	Craig Neve	Superstock 600	Yamaha	600	1:52.007	9	4.659	1:52.148	8
14	131	Greg Scanlan	Superstock 600	Yamaha	600	1:52.641	10	5.293	1:54.607	8
15	36	Dean Brown	Superstock 600	Suzuki	600	1:53.502	8	6.154	1:53.971	6
16	96	Callum O'Shea	Superstock 600	Honda	600	1:53.546	10	6.198	1:53.680	9
17	2	Ricardo Ballerini	Superstock 600	Honda	600	1:53.657	4	6.309	1:54.142	5
18	17	Adam Robinson	Superstock 600	Triumph	675	1:53.756	8	6.408	1:54.278	7
19	155	Scott Campbell	Superstock 600	Yamaha	600	1:56.227	7	8.879	1:56.934	6
20	31	Greg James	Superstock 600	Kawasaki	600	1:56.765	4	9.417	1:57.177	3
21	9	Dean Pearce	Superstock 600	Triumph	675	1:57.946	4	10.598	1:59.604	5
22	73	David Brook	Superstock 600	Yamaha	600	1:59.040	7	11.692	1:59.589	6
23	26	Daniel Taylor	Superstock 600	Yamaha	600	2:01.204	2	13.856	2:14.496	1
24	35	Matthew Shellcock	Superstock 600	Honda	600	2:03.612	6	16.264	2:06.166	5
25	7	Jodie Chalk	Superstock 600	Triumph	675	2:11.212	6	23.864	2:11.939	3

Chief Timekeeper:

Clerk of Course:

Weather & Track : Raining / Wet

Results: www.sportstimingservices.com

Printed: 29/05/2010 17:18:08





Thundersport GB - Rounds 7 and 8

Sorted on Best Lap time

Termignoni Superstock 600

Cadwell Park 2.173 Miles

2nd Qualifying

30/05/2010 10:56

Practice started at 10:56:12

Pos	No.	Name	Class	Make	Model	Best Tm	In Lap	Diff	2nd Best	2nd Lap
1	143	Seb Bulpin	Superstock 600	Yamaha	600	1:39.033	3		1:53.517	1
2	20	Simon Gardner	Superstock 600	Yamaha	600	1:39.994	3	0.961	1:42.251	2
3	24	Mark Newland	Superstock 600	Yamaha	600	1:40.284	3	1.251	1:41.314	4
4	98	Rob Brown	Superstock 600	Yamaha	600	1:41.126	3	2.093	1:43.007	2
5	22	Jonathan Lodge	Superstock 600	Yamaha	600	1:41.296	2	2.263	1:41.457	3
6	8	Marc Hughes	Superstock 600	Yamaha	600	1:41.437	3	2.404	1:41.853	2
7	11	John Simpson	Superstock 600	Triumph	675	1:41.539	2	2.506	1:50.206	1
8	5	Sam Middlemas	Superstock 600	Triumph	675	1:41.855	3	2.822	1:44.577	2
9	36	Dean Brown	Superstock 600	Suzuki	600	1:42.259	3	3.226	1:45.167	2
10	23	Erol Ahmet	Superstock 600	Yamaha	600	1:42.308	2	3.275	1:43.119	3
11	48	Scott Wilson	Superstock 600	Kawasaki	600	1:42.389	3	3.356	1:43.368	2
12	15	Marty Lennon	Superstock 600	Yamaha	600	1:43.942	2	4.909	1:45.488	3
13	2	Ricardo Ballerini	Superstock 600	Honda	600	1:44.271	4	5.238	1:45.093	3
14	17	Adam Robinson	Superstock 600	Triumph	675	1:44.293	3	5.260	1:46.763	2
15	9	Dean Pearce	Superstock 600	Triumph	675	1:45.060	3	6.027	1:47.226	2
16	47	Nick Anderson	Superstock 600	Yamaha	600	1:45.442	3	6.409	1:47.256	2
17	94	Chaz Beale	Superstock 600	Yamaha	600	1:45.906	3	6.873	1:47.682	2
18	31	Greg James	Superstock 600	Kawasaki	600	1:46.107	4	7.074	1:48.699	2
19	155	Scott Campbell	Superstock 600	Yamaha	600	1:47.178	3	8.145	1:48.986	2
20	41	Stewart Bradford	Superstock 600	Suzuki	600	1:47.184	4	8.151	1:48.351	3
21	73	David Brook	Superstock 600	Yamaha	600	1:47.269	4	8.236	1:52.777	3
22	89	Arron Hoar	Superstock 600	Yamaha	600	1:48.560	3	9.527	1:49.735	2
23	131	Greg Scanlan	Superstock 600	Yamaha	600	1:48.662	2	9.629	1:49.348	3
24	26	Daniel Taylor	Superstock 600	Yamaha	600	1:48.738	3	9.705	1:51.753	2
25	96	Callum O'Shea	Superstock 600	Honda	600	1:50.851	2	11.818	1:52.790	3
26	16	Craig Neve	Superstock 600	Yamaha	600	1:50.995	2	11.962	1:51.558	3
27	7	Jodie Chalk	Superstock 600	Triumph	675	1:54.054	2	15.021	1:56.493	1
28	35	Matthew Shellcock	Superstock 600	Honda	600	1:54.541	1	15.508		0

Announcements

No 7 No transponder

Chief Timekeeper:

Clerk of Course:

Weather &Track :Raining / Wet

Results: www.sportstimingservices.com

Printed: 30/05/2010 11:09:43





Thundersport GB - Rounds 7 and 8

Termignoni Superstock 600

Cadwell Park 2.173 Miles

Qualifying Overall

Pos	No.	Name	Class	Make	Model	Overall BestTm	R1. Best Tm	R2. Best Tm	Diff
1	143	Seb Bulpin	Superstock 600	Yamaha	600	1:39.033	1:48.447	1:39.033	
2	20	Simon Gardner	Superstock 600	Yamaha	600	1:39.994		1:39.994	0.961
3	24	Mark Newland	Superstock 600	Yamaha	600	1:40.284	1:47.348	1:40.284	1.251
4	98	Rob Brown	Superstock 600	Yamaha	600	1:41.126	1:50.561	1:41.126	2.093
5	22	Jonathan Lodge	Superstock 600	Yamaha	600	1:41.296	1:47.421	1:41.296	2.263
6	8	Marc Hughes	Superstock 600	Yamaha	600	1:41.437	1:48.634	1:41.437	2.404
7	11	John Simpson	Superstock 600	Triumph	675	1:41.539		1:41.539	2.506
8	5	Sam Middlemas	Superstock 600	Triumph	675	1:41.855	1:49.475	1:41.855	2.822
9	36	Dean Brown	Superstock 600	Suzuki	600	1:42.259	1:53.502	1:42.259	3.226
10	23	Erol Ahmet	Superstock 600	Yamaha	600	1:42.308	1:50.527	1:42.308	3.275
11	48	Scott Wilson	Superstock 600	Kawasaki	600	1:42.389	1:50.063	1:42.389	3.356
12	15	Marty Lennon	Superstock 600	Yamaha	600	1:43.942	1:51.207	1:43.942	4.909
13	2	Ricardo Ballerini	Superstock 600	Honda	600	1:44.271	1:53.657	1:44.271	5.238
14	17	Adam Robinson	Superstock 600	Triumph	675	1:44.293	1:53.756	1:44.293	5.260
15	9	Dean Pearce	Superstock 600	Triumph	675	1:45.060	1:57.946	1:45.060	6.027
16	47	Nick Anderson	Superstock 600	Yamaha	600	1:45.442	1:50.983	1:45.442	6.409
17	94	Chaz Beale	Superstock 600	Yamaha	600	1:45.906	1:51.903	1:45.906	6.873
18	31	Greg James	Superstock 600	Kawasaki	600	1:46.107	1:56.765	1:46.107	7.074
19	155	Scott Campbell	Superstock 600	Yamaha	600	1:47.178	1:56.227	1:47.178	8.145
20	41	Stewart Bradford	Superstock 600	Suzuki	600	1:47.184	1:51.054	1:47.184	8.151
21	73	David Brook	Superstock 600	Yamaha	600	1:47.269	1:59.040	1:47.269	8.236
22	89	Arron Hoar	Superstock 600	Yamaha	600	1:48.560		1:48.560	9.527
23	131	Greg Scanlan	Superstock 600	Yamaha	600	1:48.662	1:52.641	1:48.662	9.629
24	26	Daniel Taylor	Superstock 600	Yamaha	600	1:48.738	2:01.204	1:48.738	9.705
25	96	Callum O'Shea	Superstock 600	Honda	600	1:50.851	1:53.546	1:50.851	11.818
26	16	Craig Neve	Superstock 600	Yamaha	600	1:50.995	1:52.007	1:50.995	11.962
27	7	Jodie Chalk	Superstock 600	Triumph	675	1:54.054	2:11.212	1:54.054	15.021
28	35	Matthew Shellcock	Superstock 600	Honda	600	1:54.541	2:03.612	1:54.541	15.508

Chief Timekeeper:

Clerk of Course:

Weather &Track :Bright / Drying

Results: www.sportstimingservices.com

Printed: 30/05/2010 11:05:47





Thundersport GB - Rounds 7 and 8

Termignoni Superstock 600

Cadwell Park 2.173 Miles

Race 9 - (Superpole)

30/05/2010 15:25

Race



POLE POSITION

3	2	1	1
24	20	143	2
6	5	98	3
8	8	11	4
9	5	23	5
36	11	2	6
12	48	47	7
15	14	155	8
15	17	89	9
9	17	96	10
18	94	35	
31	20		
21	41		
73	23		
24	131		
26	26		
27	16		
7			

Chief Timekeeper:

Clerk of Course:

Weather &Track :Raining / Wet

Results: www.sportstimingservices.com

Printed: 30/05/2010 11:09:09





Thundersport GB - Rounds 7 and 8

Sorted on Laps

Termignoni Superstock 600

Cadwell Park 2.173 Miles

Race 9 - (Superpole)

30/05/2010 16:09

Race started at 16:09:10

Pos	No.	Name	Class	Make	Model	Laps	Total Tm	Diff	Best Tm	Best Spd	In Lap
1	22	Jonathan Lodge	Superstock 600	Yamaha	600	7	12:33.868		1:45.334	74.267	5
2	143	Seb Bulpin	Superstock 600	Yamaha	600	7	12:44.752	10.884	1:45.663	74.035	5
3	47	Nick Anderson	Superstock 600	Yamaha	600	7	12:47.260	13.392	1:46.269	73.613	7
4	2	Ricardo Ballerini	Superstock 600	Honda	600	7	12:48.945	15.077	1:46.449	73.489	7
5	36	Dean Brown	Superstock 600	Suzuki	600	7	12:50.273	16.405	1:46.884	73.190	5
6	15	Marty Lennon	Superstock 600	Yamaha	600	7	12:55.868	22.000	1:47.683	72.647	7
7	131	Greg Scanlan	Superstock 600	Yamaha	600	7	12:55.873	22.005	1:46.609	73.378	7
8	48	Scott Wilson	Superstock 600	Kawasaki	600	7	12:58.758	24.890	1:49.167	71.659	2
9	23	Erol Ahmet	Superstock 600	Yamaha	600	7	12:58.965	25.097	1:45.387	74.229	7
10	16	Craig Neve	Superstock 600	Yamaha	600	7	13:03.160	29.292	1:45.837	73.914	7
11	31	Greg James	Superstock 600	Kawasaki	600	7	13:03.351	29.483	1:46.572	73.404	7
12	94	Chaz Beale	Superstock 600	Yamaha	600	7	13:14.356	40.488	1:49.866	71.203	5
13	41	Stewart Bradford	Superstock 600	Suzuki	600	7	13:16.346	42.478	1:51.360	70.248	7
14	155	Scott Campbell	Superstock 600	Yamaha	600	7	13:19.766	45.898	1:51.798	69.973	5
15	17	Adam Robinson	Superstock 600	Triumph	675	7	13:24.296	50.428	1:50.409	70.853	7
16	35	Matthew Shellcock	Superstock 600	Honda	600	7	13:34.836	1:00.968	1:52.140	69.759	7
17	26	Daniel Taylor	Superstock 600	Yamaha	600	7	13:52.888	1:19.020	1:55.050	67.995	7
18	7	Jodie Chalk	Superstock 600	Triumph	675	7	14:10.333	1:36.465	1:55.593	67.675	6

Not classified ()

8	Marc Hughes	Superstock 600	Yamaha	600	5	8:59.468	DNF	1:44.440	74.902	5
98	Rob Brown	Superstock 600	Yamaha	600	2	3:45.529	DNF	1:48.600	72.033	2
5	Sam Middlemas	Superstock 600	Triumph	675		2.638	DNF		-	0

Margin of Victory	Avg. Speed	Best Lap Tm	Best Spd	Best Lap by
10.884	72.638	1:44.440	74.902	8 - Marc Hughes

Chief Timekeeper:

Clerk of Course:

Weather &Track :Bright / Wet

Results: www.sportstiming.com





Thundersport GB - Rounds 7 and 8

Lapchart

Termignoni Superstock 600

Cadwell Park 2.173 Miles

Race 9 - (Superpole)

30/05/2010 16:09

Race started at 16:09:10

Competitors	Laps								
	0	1	2	3	4	5	6	7	
Seb Bulpin (143)	1	143	22	22	22	22	8	22	22
Marc Hughes (8)	2	8	8	8	8	8	22	143	143
Jonathan Lodge (22)	3	22	143	143	143	143	143	47	47
Rob Brown (98)	4	98	98	98	48	48	36	36	2
Dean Brown (36)	5	36	36	36	36	36	47	2	36
Sam Middlemas (5)	6	5	48	48	47	47	2	15	15
Scott Wilson (48)	7	48	47	47	2	2	48	48	131
Erol Ahmet (23)	8	23	15	2	15	15	15	131	48
Marty Lennon (15)	9	15	23	15	23	131	131	23	23
Ricardo Ballerini (2)	10	2	2	23	131	31	31	31	16
Adam Robinson (17)	11	17	31	131	31	23	23	16	31
Nick Anderson (47)	12	47	131	31	155	16	16	94	94
Greg James (31)	13	31	155	155	41	41	41	41	41
Scott Campbell (155)	14	155	41	41	16	155	94	155	155
Stewart Bradford (41)	15	41	16	16	94	94	155	17	17
Chaz Beale (94)	16	94	94	94	17	17	17	35	35
Craig Neve (16)	17	16	17	17	35	35	35	26	26
Greg Scanlan (131)	18	131	35	35	26	26	26	7	7
Matthew Shellcock (35)	19	35	26	26	7	7	7		
Jodie Chalk (7)	20	7	7	7					
Daniel Taylor (26)	21	26							

Chief Timekeeper:


Clerk of Course:

Weather &Track :Bright / Wet

Results: www.sportstimingservices.com

Printed: 30/05/2010 16:25:43





Thundersport GB - Rounds 7 and 8

Termignoni Superstock 600

Cadwell Park 2.173 Miles

Race 9 - (Superpole)

30/05/2010 16:09

Race started at 16:09:10

Lap	Lap Tm	Diff	Time of Day
(22) Jonathan Lodge			
1	1:52.085	+6.751	16:11:04.782
2	1:47.805	+2.471	16:12:52.587
3	1:46.993	+1.659	16:14:39.580
4	1:46.070	+0.736	16:16:25.650
5	1:45.334		16:18:10.984
6	1:47.227	+1.893	16:19:58.211
7	1:46.353	+1.019	16:21:44.564

(143) Seb Bulpin			
1	1:55.002	+9.339	16:11:07.141
2	1:48.442	+2.779	16:12:55.583
3	1:49.986	+4.323	16:14:45.569
4	1:47.150	+1.487	16:16:32.719
5	1:45.663		16:18:18.382
6	1:48.215	+2.552	16:20:06.597
7	1:48.851	+3.188	16:21:55.448

(47) Nick Anderson			
1	1:56.391	+10.122	16:11:10.686
2	1:50.268	+3.999	16:13:00.954
3	1:49.387	+3.118	16:14:50.341
4	1:47.014	+0.745	16:16:37.355
5	1:47.188	+0.919	16:18:24.543
6	1:47.144	+0.875	16:20:11.687
7	1:46.269		16:21:57.956

(2) Ricardo Ballerini			
1	1:57.501	+11.052	16:11:11.479
2	1:50.019	+3.570	16:13:01.498
3	1:49.649	+3.200	16:14:51.147
4	1:46.793	+0.344	16:16:37.940
5	1:46.819	+0.370	16:18:24.759
6	1:48.433	+1.984	16:20:13.192
7	1:46.449		16:21:59.641

(36) Dean Brown			
1	1:55.260	+8.376	16:11:08.494
2	1:48.604	+1.720	16:12:57.098
3	1:51.529	+4.645	16:14:48.627
4	1:48.340	+1.456	16:16:36.967
5	1:46.884		16:18:23.851
6	1:49.120	+2.236	16:20:12.971
7	1:47.998	+1.114	16:22:00.969

(15) Marty Lennon			
1	1:57.236	+9.553	16:11:11.054
2	1:50.964	+3.281	16:13:02.018
3	1:49.790	+2.107	16:14:51.808
4	1:48.498	+0.815	16:16:40.306
5	1:48.064	+0.381	16:18:28.370
6	1:50.511	+2.828	16:20:18.881
7	1:47.683		16:22:06.564

(131) Greg Scanlan			
1	1:57.295	+10.686	16:11:12.533
2	1:50.364	+3.755	16:13:02.897
3	1:50.367	+3.758	16:14:53.264
4	1:49.544	+2.935	16:16:42.808
5	1:49.015	+2.406	16:18:31.823

6	1:48.137	+1.528	16:20:19.960
7	1:46.609		16:22:06.569
(48) Scott Wilson			
1	1:55.071	+5.904	16:11:08.669
2	1:49.167		16:12:57.836
3	1:49.230	+0.063	16:14:47.066
4	1:49.767	+0.600	16:16:36.833
5	1:51.218	+2.051	16:18:28.051
6	1:51.581	+2.414	16:20:19.632
7	1:49.822	+0.655	16:22:09.454

(23) Erol Ahmet			
1	1:57.602	+12.215	16:11:11.338
2	1:51.150	+5.763	16:13:02.488
3	1:49.734	+4.347	16:14:52.222
4	1:57.199	+11.812	16:16:49.421
5	1:47.717	+2.330	16:18:37.138
6	1:47.136	+1.749	16:20:24.274
7	1:45.387		16:22:09.661

(16) Craig Neve			
1	1:59.698	+13.861	16:11:14.855
2	1:52.562	+6.725	16:13:07.417
3	1:53.859	+8.022	16:15:01.276
4	1:51.055	+5.218	16:16:52.331
5	1:47.848	+2.011	16:18:40.179
6	1:47.840	+2.003	16:20:28.019
7	1:45.837		16:22:13.856

(31) Greg James			
1	1:57.779	+11.207	16:11:12.333
2	1:52.013	+5.441	16:13:04.346
3	1:50.664	+4.092	16:14:55.010
4	1:50.394	+3.822	16:16:45.404
5	1:49.727	+3.155	16:18:35.131
6	1:52.344	+5.772	16:20:27.475
7	1:46.572		16:22:14.047

(94) Chaz Beale			
1	2:00.126	+10.260	16:11:15.051
2	1:53.619	+3.753	16:13:08.670
3	1:52.865	+2.999	16:15:01.535
4	1:52.714	+2.848	16:16:54.249
5	1:49.866		16:18:44.115
6	1:49.907	+0.041	16:20:34.022
7	1:51.030	+1.164	16:22:25.052

(41) Stewart Bradford			
1	1:59.462	+8.102	16:11:14.278
2	1:52.871	+1.511	16:13:07.149
3	1:53.853	+2.493	16:15:01.002
4	1:51.434	+0.074	16:16:52.436
5	1:51.661	+0.301	16:18:44.097
6	1:51.585	+0.225	16:20:35.682
7	1:51.360		16:22:27.042

(155) Scott Campbell			
1	1:59.168	+7.370	16:11:13.820
2	1:52.735	+0.937	16:13:06.555
3	1:54.262	+2.464	16:15:00.817

4	1:53.249	+1.451	16:16:54.066
5	1:51.798		16:18:45.864
6	1:52.263	+0.465	16:20:38.127
7	1:52.335	+0.537	16:22:30.462

(17) Adam Robinson			
1	2:02.715	+12.306	16:11:16.806
2	1:55.244	+4.835	16:13:12.050
3	1:54.620	+4.211	16:15:06.670
4	1:53.721	+3.312	16:17:00.391
5	1:53.127	+2.718	16:18:53.518
6	1:51.065	+0.656	16:20:44.583
7	1:50.409		16:22:34.992

(35) Matthew Shellcock			
1	2:03.639	+11.499	16:11:18.989
2	1:56.633	+4.493	16:13:15.622
3	1:55.970	+3.830	16:15:11.592
4	1:54.580	+2.440	16:17:06.172
5	1:53.120	+0.980	16:18:59.292
6	1:54.100	+1.960	16:20:53.392
7	1:52.140		16:22:45.532

(26) Daniel Taylor			
1	2:05.451	+10.401	16:11:21.053
2	2:01.993	+6.943	16:13:23.046
3	1:57.632	+2.582	16:15:20.678
4	1:56.750	+1.700	16:17:17.428
5	1:55.786	+0.736	16:19:13.214
6	1:55.320	+0.270	16:21:08.534
7	1:55.050		16:23:03.584

(7) Jodie Chalk			
1	2:05.795	+10.202	16:11:21.327
2	2:01.880	+6.287	16:13:23.207
3	2:01.222	+5.629	16:15:24.429
4	1:58.162	+2.569	16:17:22.591
5	1:57.255	+1.662	16:19:19.846
6	1:55.593		16:21:15.439
7	2:05.590	+9.997	16:23:21.029

(8) Marc Hughes			
1	1:52.389	+7.949	16:11:05.041
2	1:47.662	+3.222	16:12:52.703
3	1:47.131	+2.691	16:14:39.834
4	1:45.890	+1.450	16:16:25.724
5	1:44.440		16:18:10.164

(98) Rob Brown			
1	1:54.911	+6.311	16:11:07.625
2	1:48.600		16:12:56.225

Chief Timekeeper:

Clerk of Course:

Weather & Track :Bright / Wet

Results: www.sportstimingservices.com

Printed: 30/05/2010 16:25:23





Thundersport GB - Rounds 7 and 8


Termignoni Superstock 600

Cadwell Park 2.173 Miles

Race Grids - Monday

31/05/2010

Race



POLE POSITION

3	2	1	1
47	143	22	
6	5	4	2
24	20	2	
9	8	7	3
11	8	98	
12	11	10	4
23	36	5	
15	14	13	5
17	15	48	
18	17	16	6
31	94	9	
21	20	19	7
73	41	155	
24	23	22	8
26	131	89	
27	26	25	9
7	16	96	
		28	10
		35	

Chief Timekeeper:

Clerk of Course:

Weather & Track :Bright / Wet

Results: www.sportstimingservices.com

Printed: 30/05/2010 16:28:59





Thundersport GB - Rounds 7 and 8

Sorted on Laps

Termignoni Superstock 600

Cadwell Park 2.173 Miles

Race 5

31/05/2010 12:10

Race started at 12:10:45

Pos	No.	Name	Class	Make	Model	Laps	Total Tm	Diff	Best Tm	Best Spd	In Lap
1	143	Seb Bulpin	Superstock 600	Yamaha	600	10	16:04.610		1:34.817	82.504	6
2	8	Marc Hughes	Superstock 600	Yamaha	600	10	16:06.650	2.040	1:35.578	81.847	6
3	22	Jonathan Lodge	Superstock 600	Yamaha	600	10	16:07.784	3.174	1:35.344	82.048	4
4	24	Mark Newland	Superstock 600	Yamaha	600	10	16:24.220	19.610	1:37.124	80.544	9
5	36	Dean Brown	Superstock 600	Suzuki	600	10	16:24.483	19.873	1:37.185	80.494	7
6	23	Erol Ahmet	Superstock 600	Yamaha	600	10	16:24.710	20.100	1:36.015	81.475	6
7	98	Rob Brown	Superstock 600	Yamaha	600	10	16:29.060	24.450	1:37.373	80.338	7
8	5	Sam Middlemas	Superstock 600	Triumph	675	10	16:29.137	24.527	1:37.595	80.156	6
9	15	Marty Lennon	Superstock 600	Yamaha	600	10	16:29.606	24.996	1:37.525	80.213	7
10	47	Nick Anderson	Superstock 600	Yamaha	600	10	16:35.191	30.581	1:38.419	79.485	6
11	94	Chaz Beale	Superstock 600	Yamaha	600	10	16:40.482	35.872	1:38.210	79.654	6
12	9	Dean Pearce	Superstock 600	Triumph	675	10	16:46.570	41.960	1:39.059	78.971	10
13	16	Craig Neve	Superstock 600	Yamaha	600	10	16:53.704	49.094	1:38.714	79.247	2
14	131	Greg Scanlan	Superstock 600	Yamaha	600	10	17:04.907	1:00.297	1:40.126	78.130	10
15	155	Scott Campbell	Superstock 600	Yamaha	600	10	17:05.634	1:01.024	1:40.314	77.983	10
16	41	Stewart Bradford	Superstock 600	Suzuki	600	10	17:05.722	1:01.112	1:40.134	78.123	4
17	26	Daniel Taylor	Superstock 600	Yamaha	600	10	17:11.403	1:06.793	1:41.354	77.183	6
18	35	Matthew Shellcock	Superstock 600	Honda	600	10	17:16.540	1:11.930	1:40.964	77.481	10
19	96	Callum O'Shea	Superstock 600	Honda	600	10	17:17.080	1:12.470	1:41.475	77.091	10
20	17	Adam Robinson	Superstock 600	Triumph	675	10	17:17.858	1:13.248	1:41.475	77.091	6
21	73	David Brook	Superstock 600	Yamaha	600	10	17:23.772	1:19.162	1:42.212	76.535	5
22	7	Jodie Chalk	Superstock 600	Triumph	675	9	16:04.581	1 Lap	1:44.828	74.625	9

Not classified ()

48	Scott Wilson	Superstock 600	Kawasaki	600	8	13:10.177	DNF	1:36.797	80.817	6
31	Greg James	Superstock 600	Kawasaki	600			DNF		-	0

Announcements

No.31 - PLEASE PUT TRANSPONDER ON FOR RACES

No.16 - 5 Second Penalty added - CUTTING CHICANE

Margin of Victory	Avg. Speed	Best Lap Tm	Best Spd	Best Lap by
2.040	81.098	1:34.817	82.504	143 - Seb Bulpin

Chief Timekeeper:

Clerk of Course:

Weather &Track;Bright / Dry

Results: www.sportstimeservices.com





Thundersport GB - Rounds 7 and 8

Lapchart

Termignoni Superstock 600

Cadwell Park 2.173 Miles

Race 5

31/05/2010 12:10

Race started at 12:10:45

Competitors	Laps											
	0	1	2	3	4	5	6	7	8	9	10	
Jonathan Lodge (22)	1	22	143	143	143	143	22	143	143	143	143	143
Seb Bulpin (143)	2	143	8	8	22	22	143	22	22	22	8	8
Nick Anderson (47)	3	47	22	22	8	8	8	8	8	8	22	22
Mark Newland (24)	4	24	98	98	24	24	24	24	24	24	24	24
Marc Hughes (8)	5	8	24	24	98	98	36	36	36	36	36	36
Rob Brown (98)	6	98	36	36	36	36	98	23	23	23	23	23
Sam Middlemas (5)	7	5	47	47	15	15	23	48	48	48	98	98
Dean Brown (36)	8	36	15	15	47	23	48	98	98	98	5	5
Marty Lennon (15)	9	15	23	23	23	48	15	15	15	15	15	15
Erol Ahmet (23)	10	23	48	48	48	47	5	5	5	5	47	47
Scott Wilson (48)	11	48	5	5	5	5	47	47	47	47	94	94
Adam Robinson (17)	12	17	94	94	94	94	94	94	94	94	9	9
Dean Pearce (9)	13	9	9	9	9	9	9	9	9	9	16	16
Chaz Beale (94)	14	94	41	41	41	41	16	16	16	16	41	131
Stewart Bradford (41)	15	41	155	16	16	16	41	41	41	41	131	155
Scott Campbell (155)	16	155	16	155	155	155	131	131	131	131	155	41
David Brook (73)	17	73	35	35	131	131	155	155	155	155	26	26
Craig Neve (16)	18	16	17	131	35	26	26	26	26	26	35	35
Greg Scanlan (131)	19	131	131	17	26	35	35	35	96	96	96	96
Daniel Taylor (26)	20	26	96	26	17	17	17	17	17	17	17	17
Jodie Chalk (7)	21	7	26	96	96	96	96	96	35	35	73	73
Callum O'Shea (96)	22	96	73	73	73	73	73	73	73	73	7	7
Matthew Shellcock (35)	23	35	7	7	7	7	7	7	7	7	7	7
-	24											

Chief Timekeeper:

Clerk of Course:

Weather &Track;Bright / Dry

Results: www.sportstimingservices.com





Thundersport GB - Rounds 7 and 8

Termignoni Superstock 600

Cadwell Park 2.173 Miles

Race 5

31/05/2010 12:10

Race started at 12:10:45

Lap	Lap Tm	Diff	Time of Day
(143) Seb Bulpin			
1	1:39.821	+5.004	12:12:26.526
2	1:36.056	+1.239	12:14:02.582
3	1:36.273	+1.456	12:15:38.855
4	1:36.512	+1.695	12:17:15.367
5	1:36.639	+1.822	12:18:52.006
6	1:34.817		12:20:26.823
7	1:35.481	+0.664	12:22:02.304
8	1:35.692	+0.875	12:23:37.996
9	1:35.216	+0.399	12:25:13.212
10	1:36.977	+2.160	12:26:50.189

Lap	Lap Tm	Diff	Time of Day
(8) Marc Hughes			
1	1:40.015	+4.437	12:12:27.771
2	1:36.807	+1.229	12:14:04.578
3	1:36.424	+0.846	12:15:41.002
4	1:35.793	+0.215	12:17:16.795
5	1:36.374	+0.796	12:18:53.169
6	1:35.578		12:20:28.747
7	1:35.901	+0.323	12:22:04.648
8	1:35.827	+0.249	12:23:40.475
9	1:35.981	+0.403	12:25:16.456
10	1:35.773	+0.195	12:26:52.229

Lap	Lap Tm	Diff	Time of Day
(22) Jonathan Lodge			
1	1:41.539	+6.195	12:12:28.237
2	1:36.596	+1.252	12:14:04.833
3	1:35.374	+0.030	12:15:40.207
4	1:35.344		12:17:15.551
5	1:36.045	+0.701	12:18:51.596
6	1:36.547	+1.203	12:20:28.143
7	1:36.343	+0.999	12:22:04.486
8	1:35.690	+0.346	12:23:40.176
9	1:36.511	+1.167	12:25:16.687
10	1:36.676	+1.332	12:26:53.363

Lap	Lap Tm	Diff	Time of Day
(24) Mark Newland			
1	1:41.837	+4.713	12:12:29.289
2	1:38.590	+1.466	12:14:07.879
3	1:38.085	+0.961	12:15:45.964
4	1:37.774	+0.650	12:17:23.738
5	1:37.818	+0.694	12:19:01.556
6	1:38.038	+0.914	12:20:39.594
7	1:37.572	+0.448	12:22:17.166
8	1:37.850	+0.726	12:23:55.016
9	1:37.124		12:25:32.140
10	1:37.659	+0.535	12:27:09.799

Lap	Lap Tm	Diff	Time of Day
(36) Dean Brown			
1	1:41.987	+4.802	12:12:30.118
2	1:38.097	+0.912	12:14:08.215
3	1:39.168	+1.983	12:15:47.383
4	1:38.212	+1.027	12:17:25.595
5	1:37.479	+0.294	12:19:03.074
6	1:37.294	+0.109	12:20:40.368
7	1:37.185		12:22:17.553
8	1:37.674	+0.489	12:23:55.227
9	1:37.329	+0.144	12:25:32.556
10	1:37.506	+0.321	12:27:10.062

Lap	Lap Tm	Diff	Time of Day
(23) Erol Ahmet			
1	1:42.218	+6.203	12:12:30.701
2	1:38.806	+2.791	12:14:09.507
3	1:38.943	+2.928	12:15:48.450
4	1:37.820	+1.805	12:17:26.270
5	1:38.263	+2.248	12:19:04.533
6	1:36.015		12:20:40.548
7	1:37.184	+1.169	12:22:17.732
8	1:37.652	+1.637	12:23:55.384
9	1:37.352	+1.337	12:25:32.736
10	1:37.553	+1.538	12:27:10.289

Lap	Lap Tm	Diff	Time of Day
(98) Rob Brown			
1	1:41.314	+3.941	12:12:29.178
2	1:38.580	+1.207	12:14:07.758
3	1:39.570	+2.197	12:15:47.328
4	1:38.141	+0.768	12:17:25.469
5	1:39.010	+1.637	12:19:04.479
6	1:38.093	+0.720	12:20:42.572
7	1:37.373		12:22:19.945
8	1:38.252	+0.879	12:23:58.197
9	1:38.239	+0.866	12:25:36.436
10	1:38.203	+0.830	12:27:14.639

Lap	Lap Tm	Diff	Time of Day
(5) Sam Middlemas			
1	1:44.054	+6.459	12:12:32.127
2	1:38.129	+0.534	12:14:10.256
3	1:38.924	+1.329	12:15:49.180
4	1:38.638	+1.043	12:17:27.818
5	1:37.636	+0.041	12:19:05.454
6	1:37.595		12:20:43.049
7	1:37.622	+0.027	12:22:20.671
8	1:37.961	+0.366	12:23:58.632
9	1:37.935	+0.340	12:25:36.567
10	1:38.149	+0.554	12:27:14.716

Lap	Lap Tm	Diff	Time of Day
(15) Marty Lennon			
1	1:42.221	+4.696	12:12:30.543
2	1:38.835	+1.310	12:14:09.378
3	1:38.287	+0.762	12:15:47.665
4	1:38.445	+0.920	12:17:26.110
5	1:39.162	+1.637	12:19:05.272
6	1:37.591	+0.066	12:20:42.863
7	1:37.525		12:22:20.388
8	1:37.892	+0.367	12:23:58.280
9	1:38.784	+1.259	12:25:37.064
10	1:38.121	+0.596	12:27:15.185

Lap	Lap Tm	Diff	Time of Day
(47) Nick Anderson			
1	1:43.281	+4.862	12:12:30.123
2	1:39.182	+0.763	12:14:09.305
3	1:39.085	+0.666	12:15:48.390
4	1:39.384	+0.965	12:17:27.774
5	1:38.869	+0.450	12:19:06.643
6	1:38.419		12:20:45.062
7	1:38.914	+0.495	12:22:23.976
8	1:39.013	+0.594	12:24:02.989
9	1:39.249	+0.830	12:25:42.238
10	1:38.532	+0.113	12:27:20.770

Lap	Lap Tm	Diff	Time of Day
(94) Chaz Beale			

Lap	Lap Tm	Diff	Time of Day
1	1:43.174	+4.964	12:12:32.239
2	1:38.824	+0.614	12:14:11.063
3	1:38.881	+0.671	12:15:49.944
4	1:38.867	+0.657	12:17:28.811
5	1:38.367	+0.157	12:19:07.178
6	1:38.210		12:20:45.388
7	1:38.968	+0.758	12:22:24.356
8	1:40.226	+2.016	12:24:04.582
9	1:40.095	+1.885	12:25:44.677
10	1:41.384	+3.174	12:27:26.061

Lap	Lap Tm	Diff	Time of Day
(9) Dean Pearce			
1	1:43.903	+4.844	12:12:32.805
2	1:40.594	+1.535	12:14:13.399
3	1:40.366	+1.307	12:15:53.765
4	1:39.860	+0.801	12:17:33.625
5	1:40.311	+1.252	12:19:13.936
6	1:39.887	+0.828	12:20:53.823
7	1:40.384	+1.325	12:22:34.207
8	1:39.586	+0.527	12:24:13.793
9	1:39.297	+0.238	12:25:53.090
10	1:39.059		12:27:32.149

Lap	Lap Tm	Diff	Time of Day
(16) Craig Neve			
1	1:47.201	+8.487	12:12:36.951
2	1:38.714		12:14:15.665
3	1:39.666	+0.952	12:15:55.331
4	1:38.964	+0.250	12:17:34.295
5	1:39.688	+0.974	12:19:13.983
6	1:39.987	+1.273	12:20:53.970
7	1:40.612	+1.898	12:22:34.582
8	1:39.451	+0.737	12:24:14.033
9	1:39.235	+0.521	12:25:53.268
10	1:41.015	+2.301	12:27:34.283

Lap	Lap Tm	Diff	Time of Day
(131) Greg Scanlan			
1	1:48.659	+8.533	12:12:38.479
2	1:41.973	+1.847	12:14:20.452
3	1:42.760	+2.634	12:16:03.212
4	1:41.968	+1.842	12:17:45.180
5	1:41.738	+1.612	12:19:26.918
6	1:41.031	+0.905	12:21:07.949
7	1:41.084	+0.958	12:22:49.033
8	1:40.357	+0.231	12:24:29.390
9	1:40.970	+0.844	12:26:10.360
10	1:40.126		12:27:50.486

Lap	Lap Tm	Diff	Time of Day
(155) Scott Campbell			
1	1:47.702	+7.388	12:12:36.888
2	1:43.253	+2.939	12:14:20.141
3	1:42.801	+2.487	12:16:02.942
4	1:41.975	+1.661	12:17:44.917
5	1:42.061	+1.747	12:19:26.978
6	1:41.289	+0.975	12:21:08.267
7	1:40.969	+0.655	12:22:49.236
8	1:40.582	+0.268	12:24:29.818
9	1:41.081	+0.767	12:26:10.899
10	1:40.314		12:27:51.213

Lap	Lap Tm	Diff	Time of Day
(41) Stewart Bradford			
1	1:44.061	+3.927	12:12:33.141

Chief Timekeeper:

Clerk of Course:

Weather &Track;Bright / Dry

Results: www.sportstimingservices.com

Printed: 31/05/2010 12:30:39





Thundersport GB - Rounds 7 and 8

Termignoni Superstock 600

Cadwell Park 2.173 Miles

Race 5

31/05/2010 12:10

Race started at 12:10:45

Lap	Lap Tm	Diff	Time of Day
2	1:40.545	+0.411	12:14:13.686
3	1:40.274	+0.140	12:15:53.960
4	1:40.134		12:17:34.094
5	1:43.498	+3.364	12:19:17.592
6	1:45.882	+5.748	12:21:03.474
7	1:43.325	+3.191	12:22:46.799
8	1:42.032	+1.898	12:24:28.831
9	1:40.934	+0.800	12:26:09.765
10	1:41.536	+1.402	12:27:51.301

(26) Daniel Taylor

1	1:49.668	+8.314	12:12:39.534
2	1:42.445	+1.091	12:14:21.979
3	1:42.085	+0.731	12:16:04.064
4	1:41.810	+0.456	12:17:45.874
5	1:41.811	+0.457	12:19:27.685
6	1:41.354		12:21:09.039
7	1:42.160	+0.806	12:22:51.199
8	1:41.470	+0.116	12:24:32.669
9	1:42.259	+0.905	12:26:14.928
10	1:42.054	+0.700	12:27:56.982

(35) Matthew Shellcock

1	1:47.093	+6.129	12:12:37.281
2	1:43.037	+2.073	12:14:20.318
3	1:43.208	+2.244	12:16:03.526
4	1:43.707	+2.743	12:17:47.233
5	1:43.287	+2.323	12:19:30.520
6	1:42.372	+1.408	12:21:12.892
7	1:45.286	+4.322	12:22:58.178
8	1:41.135	+0.171	12:24:39.313
9	1:41.842	+0.878	12:26:21.155
10	1:40.964		12:28:02.119

(96) Callum O'Shea

1	1:49.339	+7.864	12:12:39.391
2	1:43.901	+2.426	12:14:23.292
3	1:43.077	+1.602	12:16:06.369
4	1:42.300	+0.825	12:17:48.669
5	1:43.418	+1.943	12:19:32.087
6	1:41.846	+0.371	12:21:13.933
7	1:43.003	+1.528	12:22:56.936
8	1:41.811	+0.336	12:24:38.747
9	1:42.437	+0.962	12:26:21.184
10	1:41.475		12:28:02.659

(17) Adam Robinson

1	1:49.621	+8.146	12:12:38.422
2	1:43.232	+1.757	12:14:21.654
3	1:43.204	+1.729	12:16:04.858
4	1:42.667	+1.192	12:17:47.525
5	1:44.306	+2.831	12:19:31.831
6	1:41.475		12:21:13.306
7	1:43.922	+2.447	12:22:57.228
8	1:41.867	+0.392	12:24:39.095
9	1:42.695	+1.220	12:26:21.790
10	1:41.647	+0.172	12:28:03.437

(73) David Brook

1	1:50.291	+8.079	12:12:39.923
2	1:44.447	+2.235	12:14:24.370

Lap	Lap Tm	Diff	Time of Day
3	1:44.032	+1.820	12:16:08.402
4	1:43.259	+1.047	12:17:51.661
5	1:42.212		12:19:33.873
6	1:42.834	+0.622	12:21:16.707
7	1:43.246	+1.034	12:22:59.953
8	1:42.877	+0.665	12:24:42.830
9	1:43.644	+1.432	12:26:26.474
10	1:42.877	+0.665	12:28:09.351

(7) Jodie Chalk

1	1:51.405	+6.577	12:12:41.305
2	1:46.135	+1.307	12:14:27.440
3	1:45.774	+0.946	12:16:13.214
4	1:46.328	+1.500	12:17:59.542
5	1:48.681	+3.853	12:19:48.223
6	1:45.457	+0.629	12:21:33.680
7	1:46.490	+1.662	12:23:20.170
8	1:45.162	+0.334	12:25:05.332
9	1:44.828		12:26:50.160

(48) Scott Wilson

1	1:42.564	+5.767	12:12:31.157
2	1:38.685	+1.888	12:14:09.842
3	1:38.865	+2.068	12:15:48.707
4	1:37.752	+0.955	12:17:26.459
5	1:38.236	+1.439	12:19:04.695
6	1:36.797		12:20:41.492
7	1:36.944	+0.147	12:22:18.436
8	1:37.320	+0.523	12:23:55.756

Chief Timekeeper:

Clerk of Course:

Weather &Track;Bright / Dry

Results: www.sportstimingservices.com

Printed: 31/05/2010 12:30:39





Thundersport GB - Rounds 7 and 8

Sorted on Laps

Termignoni Superstock 600

Cadwell Park 2.173 Miles

Race 14

31/05/2010 16:22

Race started at 16:22:01

Pos	No.	Name	Class	Make	Model	Laps	Total Tm	Diff	Best Tm	Best Spd	In Lap
1	24	Mark Newland	Superstock 600	Yamaha	600	10	16:02.061		1:34.139	83.098	9
2	8	Marc Hughes	Superstock 600	Yamaha	600	10	16:03.331	1.270	1:35.378	82.019	9
3	143	Seb Bulpin	Superstock 600	Yamaha	600	10	16:03.409	1.348	1:34.962	82.378	9
4	22	Jonathan Lodge	Superstock 600	Yamaha	600	10	16:05.100	3.039	1:34.931	82.405	9
5	48	Scott Wilson	Superstock 600	Kawasaki	600	10	16:22.233	20.172	1:37.042	80.613	6
6	23	Erol Ahmet	Superstock 600	Yamaha	600	10	16:22.558	20.497	1:37.090	80.573	8
7	36	Dean Brown	Superstock 600	Suzuki	600	10	16:24.866	22.805	1:36.704	80.894	9
8	15	Marty Lennon	Superstock 600	Yamaha	600	10	16:26.472	24.411	1:36.855	80.768	8
9	2	Ricardo Ballerini	Superstock 600	Honda	600	10	16:37.194	35.133	1:37.874	79.927	2
10	16	Craig Neve	Superstock 600	Yamaha	600	10	16:37.333	35.272	1:37.496	80.237	9
11	47	Nick Anderson	Superstock 600	Yamaha	600	10	16:39.431	37.370	1:38.383	79.514	4
12	94	Chaz Beale	Superstock 600	Yamaha	600	10	16:48.335	46.274	1:38.923	79.080	10
13	155	Scott Campbell	Superstock 600	Yamaha	600	10	16:49.421	47.360	1:38.646	79.302	10
14	41	Stewart Bradford	Superstock 600	Suzuki	600	10	16:49.939	47.878	1:38.478	79.437	9
15	5	Sam Middlemas	Superstock 600	Triumph	675	10	16:50.177	48.116	1:37.378	80.334	9
16	31	Greg James	Superstock 600	Kawasaki	600	10	17:02.477	1:00.416	1:41.015	77.442	8
17	17	Adam Robinson	Superstock 600	Triumph	675	10	17:02.844	1:00.783	1:40.703	77.682	5
18	35	Matthew Shellcock	Superstock 600	Honda	600	10	17:03.036	1:00.975	1:40.066	78.176	9
19	131	Greg Scanlan	Superstock 600	Yamaha	600	10	17:03.442	1:01.381	1:39.609	78.535	10
20	26	Daniel Taylor	Superstock 600	Yamaha	600	10	17:05.947	1:03.886	1:40.168	78.097	8
21	73	David Brook	Superstock 600	Yamaha	600	10	17:06.308	1:04.247	1:40.633	77.736	10
22	7	Jodie Chalk	Superstock 600	Triumph	675	10	17:37.074	1:35.013	1:43.993	75.224	2

Not classified ()

96	Callum O'Shea	Superstock 600	Honda	600	6	10:26.587	DNF	1:42.371	76.416	5
98	Rob Brown	Superstock 600	Yamaha	600	5	8:18.676	DNF	1:37.889	79.915	5

Margin of Victory	Avg. Speed	Best Lap Tm	Best Spd	Best Lap by
1.270	81.313	1:34.139	83.098	24 - Mark Newland

Chief Timekeeper:

Clerk of Course:

Weather &Track;Cloudy / Dry

Results: www.sportstiming.com





Thundersport GB - Rounds 7 and 8

Lapchart

Termignoni Superstock 600

Cadwell Park 2.173 Miles

Race 14

31/05/2010 16:22

Race started at 16:22:01

Competitors	Laps											
	0	1	2	3	4	5	6	7	8	9	10	
Seb Bulpin (143)	1	143	143	22	22	22	22	8	8	8	24	24
Jonathan Lodge (22)	2	22	22	143	143	8	8	24	24	24	8	8
Nick Anderson (47)	3	47	8	8	8	143	143	143	143	143	143	143
Ricardo Ballerini (2)	4	2	24	24	24	24	24	22	22	22	22	22
Mark Newland (24)	5	24	47	2	2	2	23	23	48	48	48	48
Marc Hughes (8)	6	8	2	47	23	23	48	48	23	23	23	23
Rob Brown (98)	7	98	98	23	47	48	2	2	36	36	36	36
Sam Middlemas (5)	8	5	36	36	48	47	47	36	15	15	15	15
Dean Brown (36)	9	36	23	48	36	36	36	15	47	2	2	2
Marty Lennon (15)	10	15	48	98	98	98	98	47	2	16	16	16
Scott Wilson (48)	11	48	15	15	15	15	15	16	16	47	47	47
Erol Ahmet (23)	12	23	31	16	16	16	16	94	94	94	94	94
Adam Robinson (17)	13	17	16	31	94	94	94	155	155	155	155	155
Greg James (31)	14	31	94	94	31	31	155	41	41	41	41	41
Scott Campbell (155)	15	155	155	155	155	17	17	17	5	5	5	5
Chaz Beale (94)	16	94	17	17	17	155	41	31	31	31	31	31
Stewart Bradford (41)	17	41	73	41	41	41	31	5	17	17	17	17
David Brook (73)	18	73	41	73	73	73	73	73	35	35	35	35
Greg Scanlan (131)	19	131	96	26	26	26	5	35	73	26	131	131
Craig Neve (16)	20	16	26	96	35	35	35	26	26	131	26	26
Callum O'Shea (96)	21	96	131	35	96	5	26	131	131	73	73	73
Daniel Taylor (26)	22	26	35	131	131	131	131	96	7	7	7	7
Matthew Shellcock (35)	23	35	7	7	5	96	96	7				
Jodie Chalk (7)	24	7	5	5	7	7	7					

Chief Timekeeper:

Clerk of Course:

Weather &Track;Cloudy / Dry

Results: www.sportstimingservices.com





Thundersport GB - Rounds 7 and 8

Termignoni Superstock 600

Cadwell Park 2.173 Miles

Race 14

31/05/2010 16:22

Race started at 16:22:01

Lap	Lap Tm	Diff	Time of Day
(24) Mark Newland			
1	1:40.175	+6.036	16:23:43.454
2	1:36.675	+2.536	16:25:20.129
3	1:35.906	+1.767	16:26:56.035
4	1:35.243	+1.104	16:28:31.278
5	1:35.618	+1.479	16:30:06.896
6	1:35.138	+0.999	16:31:42.034
7	1:36.240	+2.101	16:33:18.274
8	1:35.827	+1.688	16:34:54.101
9	1:34.139		16:36:28.240
10	1:35.010	+0.871	16:38:03.250

(8) Marc Hughes			
1	1:38.980	+3.602	16:23:42.501
2	1:36.008	+0.630	16:25:18.509
3	1:36.161	+0.783	16:26:54.670
4	1:35.405	+0.027	16:28:30.075
5	1:36.178	+0.800	16:30:06.253
6	1:35.576	+0.198	16:31:41.829
7	1:36.041	+0.663	16:33:17.870
8	1:35.706	+0.328	16:34:53.576
9	1:35.378		16:36:28.954
10	1:35.566	+0.188	16:38:04.520

(143) Seb Bulpin			
1	1:38.989	+4.027	16:23:41.417
2	1:36.820	+1.858	16:25:18.237
3	1:36.157	+1.195	16:26:54.394
4	1:36.380	+1.418	16:28:30.774
5	1:35.911	+0.949	16:30:06.685
6	1:35.765	+0.803	16:31:42.450
7	1:36.094	+1.132	16:33:18.544
8	1:35.885	+0.923	16:34:54.429
9	1:34.962		16:36:29.391
10	1:35.207	+0.245	16:38:04.598

(22) Jonathan Lodge			
1	1:39.659	+4.728	16:23:42.168
2	1:35.847	+0.916	16:25:18.015
3	1:35.993	+1.062	16:26:54.008
4	1:35.895	+0.964	16:28:29.903
5	1:36.060	+1.129	16:30:05.963
6	1:37.131	+2.200	16:31:43.094
7	1:36.022	+1.091	16:33:19.116
8	1:35.806	+0.875	16:34:54.922
9	1:34.931		16:36:29.853
10	1:36.436	+1.505	16:38:06.289

(48) Scott Wilson			
1	1:41.915	+4.873	16:23:46.170
2	1:38.429	+1.387	16:25:24.599
3	1:37.432	+0.390	16:27:02.031
4	1:37.387	+0.345	16:28:39.418
5	1:37.698	+0.656	16:30:17.116
6	1:37.042		16:31:54.158
7	1:37.368	+0.326	16:33:31.526
8	1:37.059	+0.017	16:35:08.585
9	1:37.641	+0.599	16:36:46.226
10	1:37.196	+0.154	16:38:23.422

(23) Erol Ahmet			
1	1:41.408	+4.318	16:23:45.739
2	1:37.779	+0.689	16:25:23.518
3	1:37.753	+0.663	16:27:01.271
4	1:37.870	+0.780	16:28:39.141
5	1:37.581	+0.491	16:30:16.722
6	1:37.162	+0.072	16:31:53.884
7	1:37.913	+0.823	16:33:31.797
8	1:37.090		16:35:08.887
9	1:37.500	+0.410	16:36:46.387
10	1:37.360	+0.270	16:38:23.747

(36) Dean Brown			
1	1:41.574	+4.870	16:23:45.498
2	1:38.855	+2.151	16:25:24.353
3	1:39.145	+2.441	16:27:03.498
4	1:37.409	+0.705	16:28:40.907
5	1:38.021	+1.317	16:30:18.928
6	1:38.814	+2.110	16:31:57.742
7	1:37.651	+0.947	16:33:35.393
8	1:37.014	+0.310	16:35:12.407
9	1:36.704		16:36:49.111
10	1:36.944	+0.240	16:38:26.055

(15) Marty Lennon			
1	1:42.518	+5.663	16:23:46.767
2	1:38.784	+1.929	16:25:25.551
3	1:38.640	+1.785	16:27:04.191
4	1:37.861	+1.006	16:28:42.052
5	1:37.840	+0.985	16:30:19.892
6	1:38.122	+1.267	16:31:58.014
7	1:37.708	+0.853	16:33:35.722
8	1:36.855		16:35:12.577
9	1:37.291	+0.436	16:36:49.868
10	1:37.793	+0.938	16:38:27.661

(2) Ricardo Ballerini			
1	1:41.698	+3.824	16:23:44.804
2	1:37.874		16:25:22.678
3	1:38.126	+0.252	16:27:00.804
4	1:38.223	+0.349	16:28:39.027
5	1:39.452	+1.578	16:30:18.479
6	1:39.090	+1.216	16:31:57.569
7	1:41.235	+3.361	16:33:38.804
8	1:40.071	+2.197	16:35:18.875
9	1:39.801	+1.927	16:36:58.676
10	1:39.707	+1.833	16:38:38.383

(16) Craig Neve			
1	1:44.322	+6.826	16:23:49.867
2	1:39.799	+2.303	16:25:29.666
3	1:39.298	+1.802	16:27:08.964
4	1:38.961	+1.465	16:28:47.925
5	1:38.508	+1.012	16:30:26.433
6	1:38.314	+0.818	16:32:04.747
7	1:38.644	+1.148	16:33:43.391
8	1:38.202	+0.706	16:35:21.593
9	1:37.496		16:36:59.089
10	1:39.433	+1.937	16:38:38.522

(47) Nick Anderson			
---------------------------	--	--	--

(94) Chaz Beale			
1	1:41.879	+3.496	16:23:44.424
2	1:39.001	+0.618	16:25:23.425
3	1:38.428	+0.045	16:27:01.853
4	1:38.383		16:28:40.236
5	1:38.639	+0.256	16:30:18.875
6	1:39.872	+1.489	16:31:58.747
7	1:38.498	+0.115	16:33:37.245
8	1:45.935	+7.552	16:35:23.180
9	1:38.448	+0.065	16:37:01.628
10	1:38.992	+0.609	16:38:40.620

(155) Scott Campbell			
1	1:44.997	+6.074	16:23:50.128
2	1:42.188	+3.265	16:25:32.316
3	1:39.943	+1.020	16:27:12.259
4	1:39.277	+0.354	16:28:51.536
5	1:38.973	+0.050	16:30:30.509
6	1:40.036	+1.113	16:32:10.545
7	1:40.668	+1.745	16:33:51.213
8	1:39.962	+1.039	16:35:31.175
9	1:39.426	+0.503	16:37:10.601
10	1:38.923		16:38:49.524

(41) Stewart Bradford			
1	1:47.447	+8.969	16:23:52.696
2	1:42.220	+3.742	16:25:34.916
3	1:41.160	+2.514	16:27:14.072
4	1:42.419	+3.773	16:28:56.491
5	1:39.597	+0.951	16:30:36.088
6	1:39.573	+0.927	16:32:15.661
7	1:38.944	+0.298	16:33:54.605
8	1:38.711	+0.065	16:35:33.316
9	1:38.648	+0.002	16:37:11.964
10	1:38.646		16:38:50.610

(5) Sam Middlemas			
1	1:58.245	+20.867	16:24:02.033
2	1:39.170	+1.792	16:25:41.203
3	1:39.417	+2.039	16:27:20.620
4	1:40.548	+3.170	16:29:01.168
5	1:39.612	+2.234	16:30:40.780
6	1:38.480	+1.102	16:32:19.260
7	1:38.707	+1.329	16:33:57.967
8	1:38.073	+0.695	16:35:36.040
9	1:37.378		16:37:13.418
10	1:37.948	+0.570	16:38:51.366

(31) Greg James			
1	1:44.913	+3.898	16:23:49.803

Chief Timekeeper:

Clerk of Course:

Weather & Track: Cloudy / Dry

Results: www.sportstimingservices.com

Printed: 31/05/2010 16:41:19





Thundersport GB - Rounds 7 and 8

Termignoni Superstock 600

Cadwell Park 2.173 Miles

Race 14

31/05/2010 16:22

Race started at 16:22:01

Lap	Lap Tm	Diff	Time of Day
2	1:42.389	+1.374	16:25:32.192
3	1:41.790	+0.775	16:27:13.982
4	1:42.005	+0.990	16:28:55.987
5	1:42.126	+1.111	16:30:38.113
6	1:41.020	+0.005	16:32:19.133
7	1:41.271	+0.256	16:34:00.404
8	1:41.015		16:35:41.419
9	1:41.102	+0.087	16:37:22.521
10	1:41.145	+0.130	16:39:03.666

(17) Adam Robinson

1	1:47.376	+6.673	16:23:52.001
2	1:41.544	+0.841	16:25:33.545
3	1:41.231	+0.528	16:27:14.776
4	1:41.497	+0.794	16:28:56.273
5	1:40.703		16:30:36.976
6	1:41.961	+1.258	16:32:18.937
7	1:42.162	+1.459	16:34:01.099
8	1:40.868	+0.165	16:35:41.967
9	1:40.849	+0.146	16:37:22.816
10	1:41.217	+0.514	16:39:04.033

(35) Matthew Shellcock

1	1:48.035	+7.969	16:23:53.895
2	1:42.883	+2.817	16:25:36.778
3	1:42.092	+2.026	16:27:18.870
4	1:42.241	+2.175	16:29:01.111
5	1:40.677	+0.611	16:30:41.788
6	1:40.825	+0.759	16:32:22.613
7	1:40.444	+0.378	16:34:03.057
8	1:40.608	+0.542	16:35:43.665
9	1:40.066		16:37:23.731
10	1:40.494	+0.428	16:39:04.225

(131) Greg Scanlan

1	1:48.193	+8.584	16:23:53.717
2	1:43.379	+3.770	16:25:37.096
3	1:42.717	+3.108	16:27:19.813
4	1:42.397	+2.788	16:29:02.210
5	1:41.335	+1.726	16:30:43.545
6	1:40.376	+0.767	16:32:23.921
7	1:40.670	+1.061	16:34:04.591
8	1:40.424	+0.815	16:35:45.015
9	1:40.007	+0.398	16:37:25.022
10	1:39.609		16:39:04.631

(26) Daniel Taylor

1	1:47.864	+7.696	16:23:53.538
2	1:42.543	+2.375	16:25:36.081
3	1:42.699	+2.531	16:27:18.780
4	1:42.072	+1.904	16:29:00.852
5	1:42.030	+1.862	16:30:42.882
6	1:40.489	+0.321	16:32:23.371
7	1:40.581	+0.413	16:34:03.952
8	1:40.168		16:35:44.120
9	1:42.474	+2.306	16:37:26.594
10	1:40.542	+0.374	16:39:07.136

(73) David Brook

1	1:46.998	+6.365	16:23:52.491
2	1:43.406	+2.773	16:25:35.897

Lap	Lap Tm	Diff	Time of Day
3	1:41.972	+1.339	16:27:17.869
4	1:41.799	+1.166	16:28:59.668
5	1:41.060	+0.427	16:30:40.728
6	1:41.486	+0.853	16:32:22.214
7	1:41.540	+0.907	16:34:03.754
8	1:41.960	+1.327	16:35:45.714
9	1:41.150	+0.517	16:37:26.864
10	1:40.633		16:39:07.497

(7) Jodie Chalk

1	1:48.588	+4.595	16:23:54.466
2	1:43.993		16:25:38.459
3	1:45.001	+1.008	16:27:23.460
4	1:44.885	+0.892	16:29:08.345
5	1:44.495	+0.502	16:30:52.840
6	1:44.574	+0.581	16:32:37.414
7	1:45.987	+1.994	16:34:23.401
8	1:44.973	+0.980	16:36:08.374
9	1:45.438	+1.445	16:37:53.812
10	1:44.451	+0.458	16:39:38.263

(96) Callum O'Shea

1	1:47.794	+5.423	16:23:53.399
2	1:43.285	+0.914	16:25:36.684
3	1:43.007	+0.636	16:27:19.691
4	1:42.979	+0.608	16:29:02.670
5	1:42.371		16:30:45.041
6	1:42.735	+0.364	16:32:27.776

(98) Rob Brown

1	1:41.614	+3.725	16:23:45.345
2	1:40.155	+2.266	16:25:25.500
3	1:38.580	+0.691	16:27:04.080
4	1:37.896	+0.007	16:28:41.976
5	1:37.889		16:30:19.865

Chief Timekeeper:

Clerk of Course:

Weather &Track;Cloudy / Dry

Results: www.sportstimingservices.com

Printed: 31/05/2010 16:41:19

