



www.thundersportgb.com

Rounds 7 & 8 King Of The Mountain 29th – 30th May

Cadwell Park





Thundersport GB - Rounds 7 and 8

Sorted on Best Lap time

Alto Digital Thundersport GP2 & M. Twins

Cadwell Park 2.173 Miles

Qualifying

29/05/2011 09:49

Practice started at 9:49:40

Pos	No.	Name	Bike	CC	Best Tm	Best Speed	Diff	In Lap	2nd Best
1	77	Alan Percival	Kawasaki	400	1:39.919	78.291		5	1:40.318
2	3	Daniel Frear	Kawasaki	400	1:41.257	77.257	1.338	3	1:41.532
3	50	Marty Lennon	Kawasaki	650	1:41.595	77.000	1.676	5	1:41.666
4	100	Connor Tagg	Aprilia	450	1:41.756	76.878	1.837	4	1:45.580
5	88	Josh Daley	Kawasaki	400	1:42.091	76.626	2.172	5	1:42.098
6	17	Ian Popplewell	Kawasaki	650 M	1:42.270	76.492	2.351	4	1:42.503
7	9	Perry Goldstein	KTM	610	1:44.472	74.879	4.553	3	1:48.812
8	64	Adam Palfreman	Suzuki	650	1:45.936	73.845	6.017	4	1:47.356
9	171	Josh Wood	Suzuki	650 M	1:46.033	73.777	6.114	5	1:46.161
10	117	Ross Jackman	Kawasaki	400	1:46.206	73.657	6.287	5	1:48.117
11	135	Chris Harrison	Aprilia	450	1:46.795	73.251	6.876	2	1:55.415
12	72	Dave Palfreman	Suzuki	650 M	1:47.057	73.071	7.138	5	1:47.358
13	5	Leigh Hutchinson	Suzuki	650 M	1:47.184	72.985	7.265	5	1:47.415
14	22	Sam Nicholson	Suzuki	650 M	1:47.824	72.552	7.905	5	1:48.638
15	34	Arnie Shelton	Aprilia	450	1:48.492	72.105	8.573	5	1:51.030
16	47	Nathan Hutchinson	Suzuki	650 M	1:48.850	71.868	8.931	5	1:50.018
17	160	Allwyn Dalton	Kawasaki	400	1:50.062	71.076	10.143	4	1:50.095
18	99	Claire Domoney	Suzuki	650 M	1:51.279	70.299	11.360	5	1:52.038
19	65	Geoff Learwood	Suzuki	650 M	1:52.157	69.749	12.238	3	1:53.077
20	51	Paul Maxfield	Kawasaki	400	1:52.162	69.746	12.243	3	1:52.401

Announcements

No.100 - PLEASE PUT TRANSPONDER ON FOR RACES

Timekeeper:

Race Director:

Weather / Track: Rain / Wet

Results at www.sportstimingservices.co





Thundersport GB - Rounds 7 and 8

Alto Digital Thundersport GP2 & M. Twins
Race 2 & 10 - Sunday, Race 3 & 11 Monday
Race

Cadwell Park 2.173 Miles

29/05/2011

POLE POSITION

3 50 6	2 3 5	1 77 4	1
17 9	88 8	100 7	2
171 12	64 11	9 10	3
72 15	135 14	117 13	4
34 18	22 17	5 16	5
99	160 20	47 19	6
	51	65	7

Timekeeper:

Race Director:

Weather / Track:

Results at www.sportstimeservices.co

Printed: 29/05/2011 10:14:35





Thundersport GB - Rounds 7 and 8

Sorted on Laps

Alto Digital Thundersport GP2 & M. Twins

Cadwell Park 2.173 Miles

Race 2

29/05/2011 12:39

Race started at 12:39:45

Pos	No.	Name	Bike	CC	Laps	Total Tm	Diff	Best Tm	Best Speed	Avg. Speed
1	50	Marty Lennon	Kawasaki	650	8	13:23.624		1:39.027	78.997	77.875
2	3	Daniel Frear	Kawasaki	400	8	13:23.928	0.304	1:38.985	79.030	77.846
3	77	Alan Percival	Kawasaki	400	8	13:24.135	0.511	1:38.847	79.140	77.826
4	100	Connor Tagg	Aprilia	450	8	13:24.264	0.640	1:38.972	79.041	77.813
5	88	Josh Daley	Kawasaki	400	8	13:40.364	16.740	1:40.642	77.729	76.286
6	17	Ian Popplewell	Kawasaki	650 M	8	13:44.933	21.309	1:41.691	76.927	75.864
7	64	Adam Palfreman	Suzuki	650	8	14:00.295	36.671	1:43.564	75.536	74.477
8	5	Leigh Hutchinson	Suzuki	650 M	8	14:12.628	49.004	1:44.901	74.573	73.399
9	117	Ross Jackman	Kawasaki	400	8	14:13.666	50.042	1:44.632	74.765	73.310
10	22	Sam Nicholson	Suzuki	650 M	8	14:18.528	54.904	1:45.718	73.997	72.895
11	171	Josh Wood	Suzuki	650 M	8	14:19.027	55.403	1:45.919	73.856	72.853
12	47	Nathan Hutchinson	Suzuki	650 M	8	14:29.647	1:06.023	1:46.249	73.627	71.963
13	160	Allwyn Dalton	Kawasaki	400	8	14:29.649	1:06.025	1:46.967	73.133	71.963
14	99	Claire Domoney	Suzuki	650 M	8	14:44.330	1:20.706	1:47.618	72.690	70.768
15	65	Geoff Learwood	Suzuki	650 M	8	14:49.542	1:25.918	1:49.538	71.416	70.353
16	51	Paul Maxfield	Kawasaki	400	8	14:52.282	1:28.658	1:49.902	71.180	70.137
DNF	72	Dave Palfreman	Suzuki	650 M		3.320	DNF	-	-	-

2
M

Margin of Victory	Avg. Speed	Best Lap Tm	Best Speed	Best Lap by
0.304	77.875	1:38.847	79.140	77 - Alan Percival

Timekeeper:

Race Director:

Weather / Track: Cloudy / Dry

Results at www.sportstimeservices.com





Thundersport GB - Rounds 7 and 8

Lapchart

Alto Digital Thundersport GP2 & M. Twins

Cadwell Park 2.173 Miles

Race 2

29/05/2011 12:39

Race started at 12:39:45

Competitors

Laps

	0	1	2	3	4	5	6	7	8
1 Alan Percival (77)	77	3	3	3	77	50	50	50	50
2 Daniel Frear (3)	3	77	77	77	50	77	77	77	3
3 Marty Lennon (50)	50	50	50	50	3	3	3	3	77
4 Connor Tagg (100)	100	100	100	100	100	100	100	100	100
5 Ian Popplewell (17)	17	17	88	88	88	88	88	88	88
6 Josh Daley (88)	88	64	17	17	17	17	17	17	17
7 Josh Wood (171)	171	88	64	64	64	64	64	64	64
8 Adam Palfreman (64)	64	5	5	5	5	5	5	5	5
9 Dave Palfreman (72)	72	171	171	171	171	171	117	117	117
10 Leigh Hutchinson (5)	5	22	117	117	117	117	171	171	22
11 Sam Nicholson (22)	22	117	22	22	22	22	22	22	171
12 Nathan Hutchinson (47)	47	47	47	47	160	160	160	160	47
13 Allwyn Dalton (160)	160	160	160	160	47	47	47	47	160
14 Ross Jackman (117)	117	99	99	99	99	99	99	99	99
15 Geoff Learwood (65)	65	65	65	65	65	65	65	65	65
16 Claire Domoney (99)	99	51	51	51	51	51	51	51	51
17 Paul Maxfield (51)	51								

Timekeeper:

Race Director:

Weather / Track: Cloudy / Dry

Results at www.sportstimingservices.co

Printed: 29/05/2011 13:03:40





Thundersport GB - Rounds 7 and 8

Alto Digital Thundersport GP2 & M. Twins

Cadwell Park 2.173 Miles

Race 2

29/05/2011 12:39

Race started at 12:39:45

Lap	Lap Tm	Diff	Time of Day
(50) Marty Lennon			
1	1:44.769	+5.742	12:41:31.605
2	1:40.079	+1.052	12:43:11.684
3	1:39.684	+0.657	12:44:51.368
4	1:40.136	+1.109	12:46:31.504
5	1:39.496	+0.469	12:48:11.000
6	1:39.027		12:49:50.027
7	1:39.108	+0.081	12:51:29.135
8	1:39.651	+0.624	12:53:08.786

Lap	Lap Tm	Diff	Time of Day
(3) Daniel Frear			
1	1:43.514	+4.529	12:41:30.233
2	1:40.046	+1.061	12:43:10.279
3	1:40.643	+1.658	12:44:50.922
4	1:41.050	+2.065	12:46:31.972
5	1:39.674	+0.689	12:48:11.646
6	1:39.065	+0.080	12:49:50.711
7	1:38.985		12:51:29.696
8	1:39.394	+0.409	12:53:09.090

Lap	Lap Tm	Diff	Time of Day
(77) Alan Percival			
1	1:44.171	+5.324	12:41:30.727
2	1:39.736	+0.889	12:43:10.463
3	1:40.754	+1.907	12:44:51.217
4	1:39.963	+1.116	12:46:31.180
5	1:40.192	+1.345	12:48:11.372
6	1:39.208	+0.361	12:49:50.580
7	1:38.847		12:51:29.427
8	1:39.870	+1.023	12:53:09.297

Lap	Lap Tm	Diff	Time of Day
(100) Connor Tagg			
1	1:44.714	+5.742	12:41:31.954
2	1:40.018	+1.046	12:43:11.972
3	1:39.677	+0.705	12:44:51.649
4	1:40.468	+1.496	12:46:32.117
5	1:39.746	+0.774	12:48:11.863
6	1:38.972		12:49:50.835
7	1:39.003	+0.031	12:51:29.838
8	1:39.588	+0.616	12:53:09.426

Lap	Lap Tm	Diff	Time of Day
(88) Josh Daley			
1	1:48.186	+7.544	12:41:35.608
2	1:42.626	+1.984	12:43:18.234
3	1:41.082	+0.440	12:44:59.316
4	1:41.608	+0.966	12:46:40.924
5	1:41.378	+0.736	12:48:22.302
6	1:40.642		12:50:02.944
7	1:41.223	+0.581	12:51:44.167
8	1:41.359	+0.717	12:53:25.526

Lap	Lap Tm	Diff	Time of Day
(17) Ian Popplewell			
1	1:47.984	+6.293	12:41:35.351
2	1:43.444	+1.753	12:43:18.795
3	1:42.116	+0.425	12:45:00.911
4	1:41.691		12:46:42.602
5	1:41.883	+0.192	12:48:24.485
6	1:41.911	+0.220	12:50:06.396
7	1:41.745	+0.054	12:51:48.141
8	1:41.954	+0.263	12:53:30.095

Lap	Lap Tm	Diff	Time of Day
(64) Adam Palfreman			
1	1:47.615	+4.051	12:41:35.395
2	1:44.756	+1.192	12:43:20.151
3	1:43.769	+0.205	12:45:03.920
4	1:43.572	+0.008	12:46:47.492
5	1:43.564		12:48:31.056
6	1:43.852	+0.288	12:50:14.908
7	1:43.844	+0.280	12:51:58.752
8	1:46.705	+3.141	12:53:45.457

Lap	Lap Tm	Diff	Time of Day
(5) Leigh Hutchinson			
1	1:48.581	+3.680	12:41:37.073
2	1:44.901		12:43:21.974
3	1:45.337	+0.436	12:45:07.311
4	1:46.711	+1.810	12:46:54.022
5	1:46.828	+1.927	12:48:40.850
6	1:45.218	+0.317	12:50:26.068
7	1:45.844	+0.943	12:52:11.912
8	1:45.878	+0.977	12:53:57.790

Lap	Lap Tm	Diff	Time of Day
(117) Ross Jackman			
1	1:50.432	+5.800	12:41:39.692
2	1:44.632		12:43:24.324
3	1:46.021	+1.389	12:45:10.345
4	1:47.137	+2.505	12:46:57.482
5	1:46.400	+1.768	12:48:43.882
6	1:45.123	+0.491	12:50:29.005
7	1:44.768	+0.136	12:52:13.773
8	1:45.055	+0.423	12:53:58.828

Lap	Lap Tm	Diff	Time of Day
(22) Sam Nicholson			
1	1:50.902	+5.184	12:41:39.598
2	1:46.146	+0.428	12:43:25.744
3	1:45.763	+0.045	12:45:11.507
4	1:46.694	+0.976	12:46:58.201
5	1:46.213	+0.495	12:48:44.414
6	1:46.713	+0.995	12:50:31.127
7	1:45.718		12:52:16.845
8	1:46.845	+1.127	12:54:03.690

Lap	Lap Tm	Diff	Time of Day
(171) Josh Wood			
1	1:49.957	+4.038	12:41:37.731
2	1:46.440	+0.521	12:43:24.171
3	1:45.919		12:45:10.090
4	1:46.663	+0.744	12:46:56.753
5	1:46.654	+0.735	12:48:43.407
6	1:46.439	+0.520	12:50:29.846
7	1:46.718	+0.799	12:52:16.564
8	1:47.625	+1.706	12:54:04.189

Lap	Lap Tm	Diff	Time of Day
(47) Nathan Hutchinson			
1	1:52.757	+6.508	12:41:41.593
2	1:48.091	+1.842	12:43:29.684
3	1:48.630	+2.381	12:45:18.314
4	1:48.594	+2.345	12:47:06.908
5	1:47.635	+1.386	12:48:54.543
6	1:47.586	+1.337	12:50:42.129
7	1:46.249		12:52:28.378
8	1:46.431	+0.182	12:54:14.809

(160) Allwyn Dalton

Lap	Lap Tm	Diff	Time of Day
(99) Claire Domoney			
1	1:52.595	+5.628	12:41:41.739
2	1:48.245	+1.278	12:43:29.984
3	1:48.359	+1.392	12:45:18.343
4	1:46.967		12:47:05.310
5	1:47.559	+0.592	12:48:52.869
6	1:47.138	+0.171	12:50:40.007
7	1:47.339	+0.372	12:52:27.346
8	1:47.465	+0.498	12:54:14.811

Lap	Lap Tm	Diff	Time of Day
(65) Geoff Learwood			
1	1:52.937	+5.319	12:41:42.583
2	1:48.945	+1.327	12:43:31.528
3	1:48.358	+0.740	12:45:19.886
4	1:47.618		12:47:07.504
5	1:47.646	+0.028	12:48:55.150
6	1:48.568	+0.950	12:50:43.718
7	1:52.465	+4.847	12:52:36.183
8	1:53.309	+5.691	12:54:29.492

Lap	Lap Tm	Diff	Time of Day
(51) Paul Maxfield			
1	1:54.002	+4.464	12:41:43.302
2	1:49.547	+0.009	12:43:32.849
3	1:49.600	+0.062	12:45:22.449
4	1:49.538		12:47:11.987
5	1:50.954	+1.416	12:49:02.941
6	1:50.860	+1.322	12:50:53.801
7	1:50.135	+0.597	12:52:43.936
8	1:50.768	+1.230	12:54:34.704

Timekeeper:

Race Director:

Weather / Track: Cloudy / Dry

Results at www.sportstimingservices.co





Thundersport GB - Rounds 7 and 8

Sorted on Laps


Alto Digital Thundersport GP2 & M. Twins

Cadwell Park 2.173 Miles

Race 10

29/05/2011 17:13

Race started at 17:13:23



Pos	No.	Name	Bike	CC	Laps	Total Tm	Diff	Best Tm	Best Speed	Avg. Speed
1	88	Josh Daley	Kawasaki	400	8	13:23.110		1:38.364	79.529	77.925
2	50	Marty Lennon	Kawasaki	650	8	13:23.374	0.264	1:38.666	79.286	77.899
3	77	Alan Percival	Kawasaki	400	8	13:24.005	0.895	1:38.892	79.104	77.838
4	100	Connor Tagg	Aprilia	450	8	13:29.956	6.846	1:39.346	78.743	77.266
5	17	Ian Popplewell	Kawasaki	650 M	8	13:45.382	22.272	1:41.288	77.233	75.822
6	64	Adam Palfreman	Suzuki	650	8	14:01.250	38.140	1:42.933	75.999	74.392
7	135	Chris Harrison	Aprilia	450	8	14:01.480	38.370	1:42.984	75.961	74.372
8	171	Josh Wood	Suzuki	650 M	8	14:11.626	48.516	1:44.538	74.832	73.486
9	5	Leigh Hutchinson	Suzuki	650 M	8	14:21.951	58.841	1:43.882	75.305	72.605
10	34	Arnie Shelton	Aprilia	450	8	14:21.970	58.860	1:45.359	74.249	72.604
11	47	Nathan Hutchinson	Suzuki	650 M	8	14:27.667	1:04.557	1:45.766	73.963	72.127
12	22	Sam Nicholson	Suzuki	650 M	8	14:29.172	1:06.062	1:46.727	73.297	72.002
13	72	Dave Palfreman	Suzuki	650 M	8	14:29.732	1:06.622	1:47.132	73.020	71.956
14	160	Allwyn Dalton	Kawasaki	400	8	14:40.973	1:17.863	1:46.685	73.326	71.038
15	99	Claire Domoney	Suzuki	650 M	8	14:51.600	1:28.490	1:48.918	71.823	70.191
16	65	Geoff Learwood	Suzuki	650 M	8	14:55.544	1:32.434	1:49.066	71.725	69.882
17	51	Paul Maxfield	Kawasaki	400	8	15:04.731	1:41.621	1:50.173	71.005	69.172
DNF	3	Daniel Frear	Kawasaki	400	2	3:27.766	DNF	1:40.804	77.604	75.304
DNF	117	Ross Jackman	Kawasaki	400		2.935	DNF		-	-

Announcements

No.5 & 51 - 10 Second Penalty added - JUMP START

Margin of Victory	Avg. Speed	Best Lap Tm	Best Speed	Best Lap by
0.264	77.925	1:38.364	79.529	88 - Josh Daley

Timekeeper:

Race Director:

Weather / Track: Cloudy / Dry

Results at www.sportstimingservices.com





Thundersport GB - Rounds 7 and 8

Lapchart

Alto Digital Thundersport GP2 & M. Twins

Cadwell Park 2.173 Miles

Race 10

29/05/2011 17:13

Race started at 17:13:23

Competitors

Laps

	0	1	2	3	4	5	6	7	8	
Alan Percival (77)	1	77	77	77	77	77	50	88	88	
Daniel Frear (3)	2	3	3	3	50	50	50	88	50	50
Marty Lennon (50)	3	50	50	50	88	88	88	77	77	77
Connor Tagg (100)	4	100	100	88	100	100	100	100	100	100
Josh Daley (88)	5	88	88	100	17	17	17	17	17	17
Ian Popplewell (17)	6	17	17	17	64	64	64	64	64	64
Adam Palfreman (64)	7	64	64	64	135	135	135	135	135	135
Josh Wood (171)	8	171	171	135	171	171	171	171	171	171
Ross Jackman (117)	9	117	135	171	5	5	5	5	5	5
Leigh Hutchinson (5)	10	5	72	72	72	72	34	34	34	34
Dave Palfreman (72)	11	72	34	5	34	34	22	22	22	47
Chris Harrison (135)	12	135	5	34	22	22	72	160	160	22
Arnie Shelton (34)	13	34	22	22	160	160	160	72	47	72
Sam Nicholson (22)	14	22	160	160	47	47	47	47	72	160
Allwyn Dalton (160)	15	160	99	47	99	99	99	99	99	99
Nathan Hutchinson (47)	16	47	47	99	51	51	51	51	51	51
Claire Domoney (99)	17	99	51	51	65	65	65	65	65	65
Geoff Learwood (65)	18	65	65	65						
Paul Maxfield (51)	19	51								

Timekeeper:

Race Director:

Weather / Track: Cloudy / Dry

Results at www.sportstimingservices.co

Printed: 29/05/2011 17:39:07





Thundersport GB - Rounds 7 and 8

Alto Digital Thundersport GP2 & M. Twins

Cadwell Park 2.173 Miles

Race 10

29/05/2011 17:13

Race started at 17:13:23

Lap	Lap Tm	Diff	Time of Day
(88) Josh Daley			
1	1:46.635	+8.271	17:15:12.783
2	1:40.151	+1.787	17:16:52.934
3	1:39.367	+1.003	17:18:32.301
4	1:39.259	+0.895	17:20:11.560
5	1:39.108	+0.744	17:21:50.668
6	1:39.024	+0.660	17:23:29.692
7	1:38.364		17:25:08.056
8	1:39.045	+0.681	17:26:47.101

Lap	Lap Tm	Diff	Time of Day
(50) Marty Lennon			
1	1:45.556	+6.890	17:15:11.197
2	1:40.581	+1.915	17:16:51.778
3	1:40.038	+1.372	17:18:31.816
4	1:39.510	+0.844	17:20:11.326
5	1:38.988	+0.322	17:21:50.314
6	1:39.241	+0.575	17:23:29.555
7	1:39.144	+0.478	17:25:08.699
8	1:38.666		17:26:47.365

Lap	Lap Tm	Diff	Time of Day
(77) Alan Percival			
1	1:45.337	+6.445	17:15:10.785
2	1:40.127	+1.235	17:16:50.912
3	1:40.145	+1.253	17:18:31.057
4	1:39.636	+0.744	17:20:10.693
5	1:39.352	+0.460	17:21:50.045
6	1:40.153	+1.261	17:23:30.198
7	1:38.892		17:25:09.090
8	1:38.906	+0.014	17:26:47.996

Lap	Lap Tm	Diff	Time of Day
(100) Connor Tagg			
1	1:46.141	+6.795	17:15:12.071
2	1:41.260	+1.914	17:16:53.331
3	1:40.177	+0.831	17:18:33.508
4	1:39.448	+0.102	17:20:12.956
5	1:39.346		17:21:52.302
6	1:39.468	+0.122	17:23:31.770
7	1:40.616	+1.270	17:25:12.386
8	1:41.561	+2.215	17:26:53.947

Lap	Lap Tm	Diff	Time of Day
(17) Ian Popplewell			
1	1:47.167	+5.879	17:15:13.395
2	1:41.288		17:16:54.683
3	1:41.576	+0.288	17:18:36.259
4	1:41.415	+0.127	17:20:17.674
5	1:41.688	+0.400	17:21:59.362
6	1:42.022	+0.734	17:23:41.384
7	1:43.880	+2.592	17:25:25.264
8	1:44.109	+2.821	17:27:09.373

Lap	Lap Tm	Diff	Time of Day
(64) Adam Palfreman			
1	1:48.271	+5.338	17:15:14.784
2	1:44.254	+1.321	17:16:59.038
3	1:46.077	+3.144	17:18:45.115
4	1:44.605	+1.672	17:20:29.720
5	1:44.542	+1.609	17:22:14.262
6	1:44.116	+1.183	17:23:58.378
7	1:43.930	+0.997	17:25:42.308
8	1:42.933		17:27:25.241

Lap	Lap Tm	Diff	Time of Day
(135) Chris Harrison			
1	1:49.535	+6.551	17:15:16.816
2	1:45.465	+2.481	17:17:02.281
3	1:44.544	+1.560	17:18:46.825
4	1:44.426	+1.442	17:20:31.251
5	1:43.853	+0.869	17:22:15.104
6	1:43.612	+0.628	17:23:58.716
7	1:43.771	+0.787	17:25:42.487
8	1:42.984		17:27:25.471

Lap	Lap Tm	Diff	Time of Day
(171) Josh Wood			
1	1:49.992	+5.454	17:15:16.558
2	1:46.398	+1.860	17:17:02.956
3	1:46.513	+1.975	17:18:49.469
4	1:45.566	+1.028	17:20:35.035
5	1:45.630	+1.092	17:22:20.665
6	1:45.437	+0.899	17:24:06.102
7	1:44.977	+0.439	17:25:51.079
8	1:44.538		17:27:35.617

Lap	Lap Tm	Diff	Time of Day
(5) Leigh Hutchinson			
1	1:52.586	+8.704	17:15:19.610
2	1:46.694	+2.812	17:17:06.304
3	1:46.085	+2.203	17:18:52.389
4	1:44.985	+1.103	17:20:37.374
5	1:44.879	+0.997	17:22:22.253
6	1:44.267	+0.385	17:24:06.520
7	1:45.540	+1.658	17:25:52.060
8	1:43.882		17:27:35.942

Lap	Lap Tm	Diff	Time of Day
(34) Arnie Shelton			
1	1:52.023	+6.664	17:15:19.419
2	1:48.072	+2.713	17:17:07.491
3	1:47.799	+2.440	17:18:55.290
4	1:47.273	+1.914	17:20:42.563
5	1:45.960	+0.601	17:22:28.523
6	1:45.797	+0.438	17:24:14.320
7	1:45.359		17:25:59.679
8	1:46.282	+0.923	17:27:45.961

Lap	Lap Tm	Diff	Time of Day
(47) Nathan Hutchinson			
1	1:54.708	+8.942	17:15:22.596
2	1:48.101	+2.335	17:17:10.697
3	1:47.258	+1.492	17:18:57.955
4	1:46.987	+1.221	17:20:44.942
5	1:47.399	+1.633	17:22:32.341
6	1:47.000	+1.234	17:24:19.341
7	1:46.551	+0.785	17:26:05.892
8	1:45.766		17:27:51.658

Lap	Lap Tm	Diff	Time of Day
(22) Sam Nicholson			
1	1:52.375	+5.648	17:15:19.878
2	1:47.794	+1.067	17:17:07.672
3	1:47.768	+1.041	17:18:55.440
4	1:47.261	+0.534	17:20:42.701
5	1:48.103	+1.376	17:22:30.804
6	1:47.331	+0.604	17:24:18.135
7	1:46.727		17:26:04.862
8	1:48.301	+1.574	17:27:53.163

(72) Dave Palfreman

Lap	Lap Tm	Diff	Time of Day
1	1:51.587	+4.455	17:15:18.677
2	1:47.564	+0.432	17:17:06.241
3	1:47.693	+0.561	17:18:53.934
4	1:48.334	+1.202	17:20:42.268
5	1:48.938	+1.806	17:22:31.206
6	1:47.899	+0.767	17:24:19.105
7	1:47.132		17:26:06.237
8	1:47.486	+0.354	17:27:53.723

Lap	Lap Tm	Diff	Time of Day
(160) Allwyn Dalton			
1	1:52.222	+5.537	17:15:20.097
2	1:47.806	+1.121	17:17:07.903
3	1:48.063	+1.378	17:18:55.966
4	1:46.969	+0.284	17:20:42.935
5	1:48.342	+1.657	17:22:31.277
6	1:47.129	+0.444	17:24:18.406
7	1:46.685		17:26:05.091
8	1:59.873	+13.188	17:28:04.964

Lap	Lap Tm	Diff	Time of Day
(99) Claire Domoney			
1	1:54.419	+5.501	17:15:22.402
2	1:51.347	+2.429	17:17:13.749
3	1:51.248	+2.330	17:19:04.997
4	1:51.514	+2.596	17:20:56.511
5	1:50.581	+1.663	17:22:47.092
6	1:49.504	+0.586	17:24:36.596
7	1:48.918		17:26:25.514
8	1:50.077	+1.159	17:28:15.591

Lap	Lap Tm	Diff	Time of Day
(65) Geoff Learwood			
1	2:00.488	+11.422	17:15:28.748
2	1:51.909	+2.843	17:17:20.657
3	1:50.794	+1.728	17:19:11.451
4	1:50.257	+1.191	17:21:01.708
5	1:49.809	+0.743	17:22:51.517
6	1:49.066		17:24:40.583
7	1:49.149	+0.083	17:26:29.732
8	1:49.803	+0.737	17:28:19.535

Lap	Lap Tm	Diff	Time of Day
(51) Paul Maxfield			
1	1:55.098	+4.925	17:15:23.450
2	1:50.881	+0.708	17:17:14.331
3	1:51.089	+0.916	17:19:05.420
4	1:51.373	+1.200	17:20:56.793
5	1:50.728	+0.555	17:22:47.521
6	1:50.173		17:24:37.694
7	1:50.786	+0.613	17:26:28.480
8	1:50.242	+0.069	17:28:18.722

Lap	Lap Tm	Diff	Time of Day
(3) Daniel Frear			
1	1:45.357	+4.553	17:15:10.953
2	1:40.804		17:16:51.757

Timekeeper:

Race Director:

Weather / Track: Cloudy / Dry

Results at www.sportstimingservices.co

Printed: 29/05/2011 17:35:25





Thundersport GB - Rounds 7 and 8

Sorted on Best Lap time

Sunday Warm Up

Cadwell Park 2.173 Miles

GP2 & Aprilia RRV450

30/05/2011 09:30

Practice started at 9:30:26

Pos	No.	Name	Bike	CC	Best Tm	Best Speed	Diff	In Lap	2nd Best
1	35	Jake Dixon	Aprilia	450	1:53.114	69.159		5	1:53.298
2	72	Brad Shaw	Aprilia	450	1:53.292	69.050	0.178	4	1:53.542
3	88	Josh Daley	Kawasaki	400	1:53.754	68.769	0.640	5	1:55.358
4	100	Connor Tagg	Aprilia	450	1:55.421	67.776	2.307	5	1:57.597
5	3	Daniel Frear	Kawasaki	400	1:56.348	67.236	3.234	5	1:58.510
6	54	Sam Cox	Aprilia	450	1:56.785	66.985	3.671	5	1:58.490
7	29	Phil Canessa	Aprilia	450	1:58.360	66.093	5.246	4	2:02.640
8	17	Ian Poplewell	Kawasaki	650 M	1:58.820	65.837	5.706	5	1:59.240
9	43	James Folkard	Aprilia	450	1:58.947	65.767	5.833	4	1:59.157
10	194	Jamie Thackeray	Aprilia	450	1:59.457	65.486	6.343	5	2:01.268
11	147	Thomas Strettle	Aprilia	450	1:59.491	65.468	6.377	3	2:00.805
12	171	Josh Wood	Suzuki	650 M	1:59.855	65.269	6.741	5	2:02.389
13	99	Jordan Hole	Aprilia	450	2:00.179	65.093	7.065	5	2:01.018
14	50	Marty Lennon	Kawasaki	650	2:00.339	65.006	7.225	4	2:00.713
15	19	Blake Woulds	Aprilia	450	2:00.934	64.687	7.820	5	2:01.321
16	135	Chris Harrison	Aprilia	450	2:01.114	64.590	8.000	3	2:02.084
17	195	Luke Thackeray	Aprilia	450	2:01.269	64.508	8.155	5	2:03.216
18	34	Arnie Shelton	Aprilia	450	2:01.792	64.231	8.678	5	2:01.857
19	22	Sam Nicholson	Suzuki	650 M	2:04.763	62.701	11.649	5	2:05.034
20	47	Nathan Hutchinson	Suzuki	650 M	2:05.634	62.267	12.520	3	2:05.711
21	9	Reece Rothwell	Aprilia	450	2:05.733	62.218	12.619	1	2:07.769
22	94	Phil Page	Aprilia	450	2:05.927	62.122	12.813	4	2:07.578
23	72*	Dave Palfreman	Suzuki	650 M	2:07.139	61.530	14.025	4	2:12.519
24	77	Alan Percival	Kawasaki	400	2:07.314	61.445	14.200	5	2:08.315
25	160	Allwyn Dalton	Kawasaki	400	2:07.666	61.276	14.552	2	2:12.553
26	51	Paul Maxfield	Kawasaki	400	2:09.373	60.467	16.259	2	2:12.093
27	64	Adam Palfreman	Suzuki	650	2:12.769	58.920	19.655	1	
28	140	Ben Coyle	Aprilia	450	2:13.211	58.725	20.097	1	
29	65	Geoff Learwood	Suzuki	650 M	2:14.532	58.148	21.418	2	2:26.283

Announcements

No.64 - LOW BATTERY - PLEASE CHARGE FOR RACES

No.72 DAVE PALFREMAN - PLEASE PUT TRANSPONDER ON FOR RACES

Timekeeper:

Race Director:

Weather / Track: Rain / Wet

Results at www.sportstimingservices.co





Thundersport GB - Rounds 7 and 8

Sorted on Laps


Alto Digital Thundersport GP2 & M. Twins

Cadwell Park 2.173 Miles

Race 3

30/05/2011 11:35

Race started at 11:35:55



Pos	No.	Name	Bike	CC	Laps	Total Tm	Diff	Best Tm	Best Speed	Avg. Speed
1	100	Connor Tagg	Aprilia	450	9	17:09.623		1:50.467	70.816	68.380
2	88	Josh Daley	Kawasaki	400	9	17:09.907	0.284	1:52.047	69.817	68.361
3	3	Daniel Frear	Kawasaki	400	9	17:13.654	4.031	1:52.061	69.808	68.113
4	50	Marty Lennon	Kawasaki	650	9	17:22.285	12.662	1:53.257	69.071	67.549
5	72	Dave Palfreman	Suzuki	650 M	9	17:42.534	32.911	1:53.167	69.126	66.262
6	135	Chris Harrison	Aprilia	450	9	17:45.015	35.392	1:53.487	68.931	66.107
7	17	Ian Popplewell	Kawasaki	650 M	9	17:45.071	35.448	1:55.895	67.499	66.104
8	64	Adam Palfreman	Suzuki	650	9	18:00.040	50.417	1:56.606	67.087	65.188
9	34	Arnie Shelton	Aprilia	450	9	18:13.838	1:04.215	1:57.974	66.310	64.365
2	10	22 Sam Nicholson	Suzuki	650 M	9	18:30.455	1:20.832	2:00.712	64.805	63.402
M	11	51 Paul Maxfield	Kawasaki	400	8	17:35.409	1 Lap	2:09.196	60.550	59.297
	12	65 Geoff Learwood	Suzuki	650 M	8	18:44.786	1 Lap	2:17.404	56.933	55.639
DNF	171	Josh Wood	Suzuki	650 M	6	12:27.002	DNF	1:59.920	65.233	62.834
DNF	47	Nathan Hutchinson	Suzuki	650 M	3	6:20.083	DNF	2:02.416	63.903	61.745
DNF	160	Allwyn Dalton	Kawasaki	400	2	4:27.178	DNF	2:08.757	60.756	58.559
DNF	5	Leigh Hutchinson	Suzuki	650 M	1	2:09.092	DNF	2:04.967	62.599	60.599
DNF	99	Claire Domoney	Suzuki	650 M		4.652	DNF		-	-

Announcements

NO.64 - LOW BATTERY - PLEASE CHARGE TRANSPONDER

Margin of Victory	Avg. Speed	Best Lap Tm	Best Speed	Best Lap by
0.284	68.380	1:50.467	70.816	100 - Connor Tagg

Timekeeper:

Race Director:

Weather / Track: Rain / Wet

Results at www.sportstimingservices.com





Thundersport GB - Rounds 7 and 8

Lapchart

Alto Digital Thundersport GP2 & M. Twins

Cadwell Park 2.173 Miles

Race 3

30/05/2011 11:35

Race started at 11:35:55

Competitors

	Laps										
	0	1	2	3	4	5	6	7	8	9	
Daniel Frear (3)	1	3	3	3	3	88	88	88	88	88	100
Marty Lennon (50)	2	50	88	88	88	3	3	3	3	100	88
Connor Tagg (100)	3	100	50	50	50	50	100	100	100	3	3
Ian Popplewell (17)	4	17	100	100	100	100	50	50	50	50	50
Josh Daley (88)	5	88	17	17	17	17	17	17	17	17	72
Josh Wood (171)	6	171	135	135	135	135	135	135	72	72	135
Adam Palfreman (64)	7	64	64	72	72	72	72	72	135	135	17
Chris Harrison (135)	8	135	5	64	64	64	64	64	64	64	64
Dave Palfreman (72)	9	72	72	34	34	34	34	34	34	34	34
Arnie Shelton (34)	10	34	34	22	22	22	22	22	22	22	22
Sam Nicholson (22)	11	22	22	47	47	171	171	171	51	51	
Leigh Hutchinson (5)	12	5	47	171	171	51	51	51	65	65	
Allwyn Dalton (160)	13	160	171	160	51	65	65	65			
Nathan Hutchinson (47)	14	47	160	51	65						
Claire Domoney (99)	15	99	65	65							
Geoff Learwood (65)	16	65	51								
Paul Maxfield (51)	17	51									

Timekeeper:

Race Director:

Weather / Track: Rain / Wet

Results at www.sportstimingservices.co

Printed: 30/05/2011 13:04:25





Thundersport GB - Rounds 7 and 8

Alto Digital Thundersport GP2 & M. Twins

Cadwell Park 2.173 Miles

Race 3

30/05/2011 11:35

Race started at 11:35:55

Lap	Lap Tm	Diff	Time of Day
(100) Connor Tagg			
1	2:02.865	+12.398	11:38:01.215
2	1:55.552	+5.085	11:39:56.767
3	1:54.938	+4.471	11:41:51.705
4	1:54.541	+4.074	11:43:46.246
5	1:53.592	+3.125	11:45:39.838
6	1:52.422	+1.955	11:47:32.260
7	1:50.467		11:49:22.727
8	1:52.210	+1.743	11:51:14.937
9	1:50.582	+0.115	11:53:05.519

Lap	Lap Tm	Diff	Time of Day
(88) Josh Daley			
1	1:59.081	+7.034	11:37:57.600
2	1:55.100	+3.053	11:39:52.700
3	1:54.495	+2.448	11:41:47.195
4	1:53.570	+1.523	11:43:40.765
5	1:54.968	+2.921	11:45:35.733
6	1:53.304	+1.257	11:47:29.037
7	1:52.047		11:49:21.084
8	1:52.657	+0.610	11:51:13.741
9	1:52.062	+0.015	11:53:05.803

Lap	Lap Tm	Diff	Time of Day
(3) Daniel Frear			
1	1:59.297	+7.236	11:37:56.974
2	1:55.538	+3.477	11:39:52.512
3	1:54.356	+2.295	11:41:46.868
4	1:54.746	+2.685	11:43:41.614
5	1:55.094	+3.033	11:45:36.708
6	1:52.974	+0.913	11:47:29.682
7	1:52.061		11:49:21.743
8	1:53.763	+1.702	11:51:15.506
9	1:54.044	+1.983	11:53:09.550

Lap	Lap Tm	Diff	Time of Day
(50) Marty Lennon			
1	2:02.071	+8.814	11:38:00.056
2	1:55.281	+2.024	11:39:55.337
3	1:56.092	+2.835	11:41:51.429
4	1:54.373	+1.116	11:43:45.802
5	1:54.277	+1.020	11:45:40.079
6	1:53.676	+0.419	11:47:33.755
7	1:53.257		11:49:27.012
8	1:54.736	+1.479	11:51:21.748
9	1:56.433	+3.176	11:53:18.181

Lap	Lap Tm	Diff	Time of Day
(72) Dave Palfreman			
1	2:06.307	+13.140	11:38:05.816
2	1:57.858	+4.691	11:40:03.674
3	1:59.546	+6.379	11:42:03.220
4	1:57.986	+4.819	11:44:01.206
5	1:56.886	+3.719	11:45:58.092
6	1:57.799	+4.632	11:47:55.891
7	1:56.127	+2.960	11:49:52.018
8	1:53.245	+0.078	11:51:45.263
9	1:53.167		11:53:38.430

Lap	Lap Tm	Diff	Time of Day
(135) Chris Harrison			
1	2:03.478	+9.991	11:38:02.963
2	1:58.993	+5.506	11:40:01.956
3	1:58.741	+5.254	11:42:00.697
4	1:58.569	+5.082	11:43:59.266

Lap	Lap Tm	Diff	Time of Day
5	1:58.081	+4.594	11:45:57.347
6	1:57.436	+3.949	11:47:54.783
7	1:57.685	+4.198	11:49:52.468
8	1:53.487		11:51:45.955
9	1:54.956	+1.469	11:53:40.911

Lap	Lap Tm	Diff	Time of Day
(17) Ian Popplewell			
1	2:03.833	+7.938	11:38:02.226
2	1:57.598	+1.703	11:39:59.824
3	1:58.009	+2.114	11:41:57.833
4	1:57.736	+1.841	11:43:55.569
5	1:58.405	+2.510	11:45:53.974
6	1:57.450	+1.555	11:47:51.424
7	1:57.219	+1.324	11:49:48.643
8	1:55.895		11:51:44.538
9	1:56.429	+0.534	11:53:40.967

Lap	Lap Tm	Diff	Time of Day
(64) Adam Palfreman			
1	2:05.683	+9.077	11:38:04.836
2	2:00.467	+3.861	11:40:05.303
3	1:58.692	+2.086	11:42:03.995
4	1:58.060	+1.454	11:44:02.055
5	1:56.606		11:45:58.661
6	1:57.753	+1.147	11:47:56.414
7	1:58.009	+1.403	11:49:54.423
8	1:56.663	+0.057	11:51:51.086
9	2:04.850	+8.244	11:53:55.936

Lap	Lap Tm	Diff	Time of Day
(34) Arnie Shelton			
1	2:08.811	+10.837	11:38:08.617
2	2:01.996	+4.022	11:40:10.613
3	2:00.339	+2.365	11:42:10.952
4	1:59.322	+1.348	11:44:10.274
5	1:58.633	+0.659	11:46:08.907
6	1:58.066	+0.092	11:48:06.973
7	1:57.974		11:50:04.947
8	2:02.953	+4.979	11:52:07.900
9	2:01.834	+3.860	11:54:09.734

Lap	Lap Tm	Diff	Time of Day
(22) Sam Nicholson			
1	2:09.045	+8.333	11:38:08.948
2	2:02.645	+1.933	11:40:11.593
3	2:03.661	+2.949	11:42:15.254
4	2:02.166	+1.454	11:44:17.420
5	2:00.991	+0.279	11:46:18.411
6	2:00.712		11:48:19.123
7	2:01.645	+0.933	11:50:20.768
8	2:02.104	+1.392	11:52:22.872
9	2:03.479	+2.767	11:54:26.351

Lap	Lap Tm	Diff	Time of Day
(51) Paul Maxfield			
1	2:18.815	+9.619	11:38:19.664
2	2:09.466	+0.270	11:40:29.130
3	2:10.246	+1.050	11:42:39.376
4	2:10.867	+1.671	11:44:50.243
5	2:10.251	+1.055	11:47:00.494
6	2:11.266	+2.070	11:49:11.760
7	2:10.349	+1.153	11:51:22.109
8	2:09.196		11:53:31.305

(65) Geoff Learwood			
----------------------------	--	--	--

Lap	Lap Tm	Diff	Time of Day
1	2:18.186	+0.782	11:38:18.951
2	2:22.248	+4.844	11:40:41.199
3	2:18.140	+0.736	11:42:59.339
4	2:18.480	+1.076	11:45:17.819
5	2:25.623	+8.219	11:47:43.442
6	2:20.880	+3.476	11:50:04.322
7	2:17.404		11:52:21.726
8	2:18.956	+1.552	11:54:40.682

Lap	Lap Tm	Diff	Time of Day
(171) Josh Wood			
1	2:14.365	+14.445	11:38:13.369
2	2:02.700	+2.780	11:40:16.069
3	2:02.632	+2.712	11:42:18.701
4	2:01.439	+1.519	11:44:20.140
5	2:02.838	+2.918	11:46:22.978
6	1:59.920		11:48:22.898

Lap	Lap Tm	Diff	Time of Day
(47) Nathan Hutchinson			
1	2:10.680	+8.264	11:38:10.882
2	2:02.416		11:40:13.298
3	2:02.681	+0.265	11:42:15.979

Lap	Lap Tm	Diff	Time of Day
(160) Allwyn Dalton			
1	2:14.116	+5.359	11:38:14.317
2	2:08.757		11:40:23.074

Lap	Lap Tm	Diff	Time of Day
(5) Leigh Hutchinson			
1	2:04.967		11:38:04.988

Timekeeper:

Race Director:

Weather / Track: Rain / Wet

Results at www.sportstimingservices.co





Thundersport GB - Rounds 7 and 8

Sorted on Laps


Alto Digital Thundersport GP2 & M. Twins

Cadwell Park 2.173 Miles

Race 11

30/05/2011 15:36

Race started at 15:36:33



Pos	No.	Name	Bike	CC	Laps	Total Tm	Diff	Best Tm	Best Speed	Avg. Speed
1	3	Daniel Frear	Kawasaki	400	8	14:40.884		1:47.773	72.586	71.045
2	50	Marty Lennon	Kawasaki	650	8	14:44.151	3.267	1:48.633	72.011	70.782
3	100	Connor Tagg	Aprilia	450	8	14:54.806	13.922	1:49.006	71.765	69.940
4	17	Ian Popplewell	Kawasaki	650 M	8	15:18.693	37.809	1:51.973	69.863	68.121
5	64	Adam Palfreman	Suzuki	650	8	15:20.187	39.303	1:52.853	69.318	68.010
6	135	Chris Harrison	Aprilia	450	8	15:20.346	39.462	1:52.220	69.709	67.999
7	88	Josh Daley	Kawasaki	400	8	15:23.253	42.369	1:52.133	69.764	67.785
8	171	Josh Wood	Suzuki	650 M	8	15:55.284	1:14.400	1:55.817	67.544	65.512
9	99	Claire Domoney	Suzuki	650 M	8	15:56.950	1:16.066	1:54.713	68.195	65.398
10	22	Sam Nicholson	Suzuki	650 M	8	16:00.810	1:19.926	1:57.605	66.518	65.135
11	160	Allwyn Dalton	Kawasaki	400	8	16:24.537	1:43.653	2:01.010	64.646	63.565
12	51	Paul Maxfield	Kawasaki	400	7	14:56.584	1 Lap	2:06.127	62.023	61.076
DNF	72	Dave Palfreman	Suzuki	650 M	6	11:34.232	DNF	1:53.860	68.705	67.610
DNF	9	Perry Goldstein	KTM	610		3.356	DNF		-	-
DNF	65	Geoff Learwood	Suzuki	650 M		4.164	DNF		-	-

Margin of Victory	Avg. Speed	Best Lap Tm	Best Speed	Best Lap by
3.267	71.045	1:47.773	72.586	3 - Daniel Frear

Timekeeper:

Race Director:

Weather / Track: Rain / Wet

Results at www.sportstimeservices.com





Thundersport GB - Rounds 7 and 8

Lapchart

Alto Digital Thundersport GP2 & M. Twins

Cadwell Park 2.173 Miles

Race 11

30/05/2011 15:36

Race started at 15:36:33

Competitors

Laps

	0	1	2	3	4	5	6	7	8
Daniel Frear (3)	1	3	3	3	50	50	3	3	3
Marty Lennon (50)	2	50	50	50	3	3	50	50	50
Connor Tagg (100)	3	100	17	17	100	100	100	100	100
Ian Popplewell (17)	4	17	100	100	17	64	64	64	17
Josh Daley (88)	5	88	64	64	64	17	17	17	64
Adam Palfreman (64)	6	64	72	72	72	72	72	135	135
Josh Wood (171)	7	171	135	135	135	135	135	88	88
Chris Harrison (135)	8	135	88	88	88	88	88	171	171
Dave Palfreman (72)	9	72	171	22	22	22	22	171	99
Perry Goldstein (9)	10	9	22	99	99	99	99	22	22
Allwyn Dalton (160)	11	160	99	171	171	171	171	99	160
Sam Nicholson (22)	12	22	160	160	160	160	160	51	
Claire Domoney (99)	13	99	51	51	51	51	51		
Geoff Learwood (65)	14	65							
Paul Maxfield (51)	15	51							

Timekeeper:

Race Director:

Weather / Track: Rain / Wet

Results at www.sportstimingservices.co

Printed: 30/05/2011 16:00:23





Thundersport GB - Rounds 7 and 8

Alto Digital Thundersport GP2 & M. Twins

Cadwell Park 2.173 Miles

Race 11

30/05/2011 15:36

Race started at 15:36:33

Lap	Lap Tm	Diff	Time of Day
(3) Daniel Frear			
1	1:56.002	+8.229	15:38:30.603
2	1:51.110	+3.337	15:40:21.713
3	1:49.331	+1.558	15:42:11.044
4	1:48.676	+0.903	15:43:59.720
5	1:48.222	+0.449	15:45:47.942
6	1:47.773		15:47:35.715
7	1:48.016	+0.243	15:49:23.731
8	1:50.389	+2.616	15:51:14.120

Lap	Lap Tm	Diff	Time of Day
(50) Marty Lennon			
1	1:56.755	+8.122	15:38:31.496
2	1:50.226	+1.593	15:40:21.722
3	1:48.929	+0.296	15:42:10.651
4	1:48.633		15:43:59.284
5	1:49.552	+0.919	15:45:48.836
6	1:49.106	+0.473	15:47:37.942
7	1:48.978	+0.345	15:49:26.920
8	1:50.467	+1.834	15:51:17.387

Lap	Lap Tm	Diff	Time of Day
(100) Connor Tagg			
1	1:58.254	+9.248	15:38:33.465
2	1:54.563	+5.557	15:40:28.028
3	1:51.492	+2.486	15:42:19.520
4	1:50.038	+1.032	15:44:09.558
5	1:49.816	+0.810	15:45:59.374
6	1:49.778	+0.772	15:47:49.152
7	1:49.006		15:49:38.158
8	1:49.884	+0.878	15:51:28.042

Lap	Lap Tm	Diff	Time of Day
(17) Ian Popplewell			
1	1:58.168	+6.195	15:38:33.405
2	1:54.587	+2.614	15:40:27.992
3	1:55.408	+3.435	15:42:23.400
4	1:55.746	+3.773	15:44:19.146
5	1:54.329	+2.356	15:46:13.475
6	1:53.851	+1.878	15:48:07.326
7	1:52.630	+0.657	15:49:59.956
8	1:51.973		15:51:51.929

Lap	Lap Tm	Diff	Time of Day
(64) Adam Palfreman			
1	1:58.475	+5.622	15:38:34.293
2	1:54.966	+2.113	15:40:29.259
3	1:54.485	+1.632	15:42:23.744
4	1:54.387	+1.534	15:44:18.131
5	1:54.523	+1.670	15:46:12.654
6	1:54.027	+1.174	15:48:06.681
7	1:53.889	+1.036	15:50:00.570
8	1:52.853		15:51:53.423

Lap	Lap Tm	Diff	Time of Day
(135) Chris Harrison			
1	2:00.065	+7.845	15:38:36.274
2	1:55.533	+3.313	15:40:31.807
3	1:54.095	+1.875	15:42:25.902
4	1:53.793	+1.573	15:44:19.695
5	1:54.142	+1.922	15:46:13.837
6	1:54.689	+2.469	15:48:08.526
7	1:52.836	+0.616	15:50:01.362
8	1:52.220		15:51:53.582

Lap	Lap Tm	Diff	Time of Day
(88) Josh Daley			
1	2:04.634	+12.501	15:38:40.354
2	1:55.877	+3.744	15:40:36.231
3	1:53.862	+1.729	15:42:30.093
4	1:52.904	+0.771	15:44:22.997
5	1:52.133		15:46:15.130
6	1:53.719	+1.586	15:48:08.849
7	1:52.930	+0.797	15:50:01.779
8	1:54.710	+2.577	15:51:56.489

Lap	Lap Tm	Diff	Time of Day
(171) Josh Wood			
1	2:07.963	+12.146	15:38:43.874
2	2:01.446	+5.629	15:40:45.320
3	1:58.629	+2.812	15:42:43.949
4	1:58.752	+2.935	15:44:42.701
5	1:57.413	+1.596	15:46:40.114
6	1:56.160	+0.343	15:48:36.274
7	1:55.817		15:50:32.091
8	1:56.429	+0.612	15:52:28.520

Lap	Lap Tm	Diff	Time of Day
(99) Claire Domoney			
1	2:07.569	+12.856	15:38:44.783
2	2:00.204	+5.491	15:40:44.987
3	1:58.487	+3.774	15:42:43.474
4	1:58.579	+3.866	15:44:42.053
5	1:57.948	+3.235	15:46:40.001
6	1:58.102	+3.389	15:48:38.103
7	1:57.370	+2.657	15:50:35.473
8	1:54.713		15:52:30.186

Lap	Lap Tm	Diff	Time of Day
(22) Sam Nicholson			
1	2:07.210	+9.605	15:38:44.131
2	1:59.882	+2.277	15:40:44.013
3	1:58.681	+1.076	15:42:42.694
4	1:58.668	+1.063	15:44:41.362
5	1:57.965	+0.360	15:46:39.327
6	1:58.388	+0.783	15:48:37.715
7	1:58.726	+1.121	15:50:36.441
8	1:57.605		15:52:34.046

Lap	Lap Tm	Diff	Time of Day
(160) Allwyn Dalton			
1	2:08.526	+7.516	15:38:45.417
2	2:02.761	+1.751	15:40:48.178
3	2:01.654	+0.644	15:42:49.832
4	2:02.061	+1.051	15:44:51.893
5	2:01.723	+0.713	15:46:53.616
6	2:02.002	+0.992	15:48:55.618
7	2:01.145	+0.135	15:50:56.763
8	2:01.010		15:52:57.773

Lap	Lap Tm	Diff	Time of Day
(51) Paul Maxfield			
1	2:11.336	+5.209	15:38:48.930
2	2:06.503	+0.376	15:40:55.433
3	2:06.127		15:43:01.560
4	2:06.468	+0.341	15:45:08.028
5	2:07.339	+1.212	15:47:15.367
6	2:06.544	+0.417	15:49:21.911
7	2:07.909	+1.782	15:51:29.820

Lap	Lap Tm	Diff	Time of Day
(72) Dave Palfreman			
1	1:59.167	+5.307	15:38:35.427

Timekeeper:

Race Director:

Weather / Track: Rain / Wet

Results at www.sportstimingservices.co





Thundersport GB - Rounds 7 and 8

Sorted on Best Lap time

Aprilia RRV450GP & Nitro GP3

Cadwell Park 2.173 Miles

Qualifying

29/05/2011 11:51

Practice started at 11:51:42

Pos	No.	Name	Bike	CC	Best Tm	Best Speed	Diff	In Lap	2nd Best
1	43	James Folkard	Aprilia	450	1:38.870	79.122		11	1:39.546
2	100	Connor Tagg	Aprilia	450	1:39.723	78.445	0.853	8	1:39.857
3	35	Jake Dixon	Aprilia	450	1:40.132	78.125	1.262	12	1:40.324
4	194	Jamie Thackeray	Aprilia	450	1:40.485	77.850	1.615	11	1:41.391
5	195	Luke Thackeray	Aprilia	450	1:41.224	77.282	2.354	11	1:41.963
6	72	Brad Shaw	Aprilia	450	1:41.553	77.032	2.683	12	1:42.323
7	9	Reece Rothwell	Aprilia	450	1:41.670	76.943	2.800	7	1:41.926
8	54	Sam Cox	Aprilia	450	1:41.686	76.931	2.816	10	1:42.006
9	90	Aaron Hay	Suzuki	450-GP3	1:42.236	76.517	3.366	7	1:43.066
10	29	Phil Canessa	Aprilia	450	1:42.325	76.451	3.455	6	1:43.101
11	19	Blake Woulds	Aprilia	450	1:42.571	76.267	3.701	5	1:43.028
12	99	Jordan Hole	Aprilia	450	1:42.808	76.091	3.938	8	1:42.954
13	33	James Robinson	Honda	125-GP3	1:43.089	75.884	4.219	12	1:43.552
14	3	Michael Clifford	Aprilia	450	1:43.855	75.324	4.985	5	1:44.294
15	8	Acea Webb	Aprilia	450	1:43.859	75.321	4.989	6	1:45.097
16	37	Scott Dootson	Honda	125-GP3	1:44.107	75.142	5.237	10	1:44.392
17	94	Phil Page	Aprilia	450	1:45.497	74.152	6.627	5	1:45.589
18	147	Thomas Strettle	Aprilia	450	1:47.567	72.725	8.697	10	1:48.523
19	34	Arnie Shelton	Aprilia	450	1:48.879	71.849	10.009	4	1:49.212
20	140	Ben Coyle	Aprilia	450	1:53.497	68.925	14.627	6	1:53.506
21	71	Paul Hedison	Honda	125-GP3	2:03.770	63.204	24.900	1	

Timekeeper:

Race Director:

Weather / Track: Cloudy / Dry

Results at www.sportstimingsservices.co

Printed: 29/05/2011 12:14:00





Thundersport GB - Rounds 7 and 8

Aprilia RRV450GP & Nitro GP3

Cadwell Park 2.173 Miles

Race 7 & 13 - Sunday, Race 8 & 16 - Monday

29/05/2011

Race

POLE POSITION

3
35
6
72
9
90
12
99
15
8
18
147
21
71

2
100
5
195
8
54
11
19
14
3
17
94
20
140

1
43
4
194
7
9
10
29
13
33
16
37
19
34

1
2
3
4
5
6
7

Timekeeper:

Race Director:

Weather / Track:

Results at www.sportstimingservices.co

Printed: 29/05/2011 12:19:45





Thundersport GB - Rounds 7 and 8

Sorted on Laps

Aprilia RRV450GP & Nitro GP3

Cadwell Park 2.173 Miles

Race 7

29/05/2011 15:50

Race started at 15:50:19

Pos	No.	Name	Bike	CC	Laps	Total Tm	Diff	Best Tm	Best Speed	Avg. Speed
1	35	Jake Dixon	Aprilia	450	8	14:12.298		1:42.669	76.194	73.428
2	43	James Folkard	Aprilia	450	8	14:13.285	0.987	1:43.487	75.592	73.343
3	194	Jamie Thackeray	Aprilia	450	8	14:14.673	2.375	1:43.718	75.424	73.224
4	72	Brad Shaw	Aprilia	450	8	14:18.389	6.091	1:44.315	74.992	72.907
5	195	Luke Thackeray	Aprilia	450	8	14:23.623	11.325	1:43.806	75.360	72.465
6	54	Sam Cox	Aprilia	450	8	14:24.812	12.514	1:44.157	75.106	72.365
7	19	Blake Woulds	Aprilia	450	8	14:29.871	17.573	1:44.597	74.790	71.944
8	9	Reece Rothwell	Aprilia	450	8	14:30.511	18.213	1:44.696	74.719	71.892
9	99	Jordan Hole	Aprilia	450	8	14:32.620	20.322	1:45.667	74.033	71.718
10	100	Connor Tagg	Aprilia	450	8	14:41.580	29.282	1:48.377	72.181	70.989
11	3	Michael Clifford	Aprilia	450	8	14:51.738	39.440	1:48.862	71.860	70.180
12	34	Arnie Shelton	Aprilia	450	8	14:53.145	40.847	1:46.642	73.356	70.070
13	33	James Robinson	Honda	125-GP3	8	14:58.329	46.031	1:48.739	71.941	69.665
14	90	Aaron Hay	Suzuki	450-GP3	8	14:59.313	47.015	1:49.023	71.754	69.589
15	37	Scott Dootson	Honda	125-GP3	8	15:01.089	48.791	1:47.561	72.729	69.452
16	94	Phil Page	Aprilia	450	8	15:06.560	54.262	1:48.369	72.187	69.033
17	147	Thomas Strettle	Aprilia	450	8	15:08.466	56.168	1:49.662	71.336	68.888
18	8	Acea Webb	Aprilia	450	8	15:14.181	1:01.883	1:50.709	70.661	68.457
19	29	Phil Canessa	Aprilia	450	8	15:28.336	1:16.038	1:48.544	72.070	67.413
20	140	Ben Coyle	Aprilia	450	8	15:32.123	1:19.825	1:51.059	70.438	67.140
21	71	Paul Hedison	Honda	125-GP3	7	14:20.057	1 Lap	1:57.484	66.586	63.670

Announcements

No.147 - 10 Second Penalty added - JUMP START

Margin of Victory	Avg. Speed	Best Lap Tm	Best Speed	Best Lap by
0.987	73.428	1:42.669	76.194	35 - Jake Dixon

Timekeeper:

Race Director:

Weather / Track: Cloudy / Wet

Results at www.sportstimeservices.com





Thundersport GB - Rounds 7 and 8

Lapchart

Aprilia RRV450GP & Nitro GP3

Cadwell Park 2.173 Miles

Race 7

29/05/2011 15:50

Race started at 15:50:19

Competitors

Laps

	0	1	2	3	4	5	6	7	8	
Connor Tagg (100)	1	100	43	35	35	43	194	43	43	35
James Folkard (43)	2	43	35	43	43	35	43	194	35	43
Jake Dixon (35)	3	35	100	194	194	194	35	35	194	194
Jamie Thackeray (194)	4	194	72	72	72	72	72	72	72	72
Brad Shaw (72)	5	72	194	100	195	195	195	195	195	195
Luke Thackeray (195)	6	195	195	195	100	54	54	54	54	54
Sam Cox (54)	7	54	54	54	99	100	99	99	19	19
Reece Rothwell (9)	8	9	19	19	54	99	19	19	9	9
Aaron Hay (90)	9	90	99	99	19	19	9	9	99	99
Blake Woulds (19)	10	19	90	3	9	9	100	100	100	100
Phil Canessa (29)	11	29	3	9	3	3	3	3	3	3
Jordan Hole (99)	12	99	9	90	147	147	33	147	34	34
Michael Clifford (3)	13	3	147	147	90	33	147	33	147	33
Acea Webb (8)	14	8	34	33	33	90	34	34	90	147
Thomas Strettle (147)	15	147	33	34	34	34	90	90	33	90
Phil Page (94)	16	94	94	94	94	37	37	37	37	37
Arnie Shelton (34)	17	34	140	140	37	94	94	94	94	94
James Robinson (33)	18	33	29	37	140	140	8	8	8	8
Scott Dootson (37)	19	37	37	8	8	8	140	140	29	29
Ben Coyle (140)	20	140	8	71	71	29	29	29	140	140
Paul Hedison (71)	21	71	71	29	29	71	71	71	71	

Timekeeper:

Race Director:

Weather / Track: Cloudy / Wet

Results at www.sportstimingservices.co





Thundersport GB - Rounds 7 and 8


Aprilia RRV450GP & Nitro GP3

Cadwell Park 2.173 Miles

Race 7

29/05/2011 15:50

Race started at 15:50:19



Lap	Lap Tm	Diff	Time of Day
2	1:59.367	+10.823	15:54:26.178
3	1:59.790	+11.246	15:56:25.968
4	1:55.585	+7.041	15:58:21.553
5	1:53.909	+5.365	16:00:15.462
6	1:53.317	+4.773	16:02:08.779
7	1:50.412	+1.868	16:03:59.191
8	1:48.544		16:05:47.735

(140) Ben Coyle

1	2:02.138	+11.079	15:52:26.714
2	1:54.468	+3.409	15:54:21.182
3	1:53.842	+2.783	15:56:15.024
4	1:52.777	+1.718	15:58:07.801
5	2:07.191	+16.132	16:00:14.992
6	1:53.695	+2.636	16:02:08.687
7	1:51.059		16:03:59.746
8	1:51.776	+0.717	16:05:51.522

(71) Paul Hedison

1	2:03.302	+5.818	15:52:27.962
2	1:57.484		15:54:25.446
3	2:00.446	+2.962	15:56:25.892
4	2:02.112	+4.628	15:58:28.004
5	2:02.978	+5.494	16:00:30.982
6	2:05.863	+8.379	16:02:36.845
7	2:02.611	+5.127	16:04:39.456

Lap Lap Tm Diff Time of Day

Lap Lap Tm Diff Time of Day

Timekeeper:

Race Director:

Weather / Track: Cloudy / Wet

Results at www.sportstimingservices.co





Thundersport GB - Rounds 7 and 8

Sorted on Laps

Aprilia RRV450GP & Nitro GP3

Cadwell Park 2.173 Miles

Race 13

29/05/2011 18:19

Race started at 18:19:52

Pos	No.	Name	Bike	CC	Laps	Total Tm	Diff	Best Tm	Best Speed	Avg. Speed	
1	35	Jake Dixon	Aprilia	450	8	13:27.249		1:38.779	79.195	77.525	
2	100	Connor Tagg	Aprilia	450	8	13:27.311	0.062	1:39.460	78.653	77.520	
3	194	Jamie Thackeray	Aprilia	450	8	13:36.804	9.555	1:40.011	78.219	76.619	
4	72	Brad Shaw	Aprilia	450	8	13:39.049	11.800	1:40.558	77.794	76.409	
5	19	Blake Woulds	Aprilia	450	8	13:43.459	16.210	1:41.208	77.294	75.999	
6	195	Luke Thackeray	Aprilia	450	8	13:43.653	16.404	1:41.053	77.413	75.981	
7	9	Reece Rothwell	Aprilia	450	8	13:47.811	20.562	1:41.376	77.166	75.600	
8	54	Sam Cox	Aprilia	450	8	13:49.746	22.497	1:42.083	76.632	75.424	
9	90	Aaron Hay	Suzuki	450-GP3	8	13:55.504	28.255	1:42.533	76.295	74.904	
10	29	Phil Canessa	Aprilia	450	8	13:56.970	29.721	1:41.927	76.749	74.773	
11	99	Jordan Hole	Aprilia	450	8	14:01.415	34.166	1:42.611	76.237	74.378	
12	3	Michael Clifford	Aprilia	450	8	14:08.077	40.828	1:43.982	75.232	73.793	
13	34	Arnie Shelton	Aprilia	450	8	14:11.566	44.317	1:44.061	75.175	73.491	
14	37	Scott Dootson	Honda	125-GP3	8	14:11.713	44.464	1:43.274	75.748	73.478	
15	147	Thomas Strettle	Aprilia	450	8	14:15.551	48.302	1:43.982	75.232	73.149	
16	8	Acea Webb	Aprilia	450	8	14:16.907	49.658	1:43.813	75.355	73.033	
17	94	Phil Page	Aprilia	450	8	14:30.313	1:03.064	1:47.270	72.926	71.908	
18	71	Paul Hedison	Honda	125-GP3	8	14:49.210	1:21.961	1:47.718	72.623	70.380	
450	9	140	Ben Coyle	Aprilia	450	8	14:59.102	1:31.853	1:50.846	70.574	69.605

Margin of Victory	Avg. Speed	Best Lap Tm	Best Speed	Best Lap by
0.062	77.525	1:38.779	79.195	35 - Jake Dixon

Timekeeper:

Race Director:

Weather / Track: Cloudy / Dry

Results at www.sportstimeservices.com





Thundersport GB - Rounds 7 and 8

Lapchart

Aprilia RRV450GP & Nitro GP3

Cadwell Park 2.173 Miles

Race 13

29/05/2011 18:19

Race started at 18:19:52

Competitors

Laps

	0	1	2	3	4	5	6	7	8
Connor Tagg (100)	1	100	35	100	100	100	100	100	35
Jake Dixon (35)	2	35	100	35	35	35	35	35	100
Luke Thackeray (195)	3	195	194	194	194	72	194	194	194
Jamie Thackeray (194)	4	194	72	72	72	72	194	72	72
Brad Shaw (72)	5	72	195	29	29	19	19	19	19
Sam Cox (54)	6	54	29	195	19	195	195	195	195
Aaron Hay (90)	7	90	19	19	195	29	54	9	9
Blake Woulds (19)	8	19	54	54	54	54	9	54	54
Reece Rothwell (9)	9	9	9	9	9	29	29	90	90
Phil Canessa (29)	10	29	90	90	90	90	90	29	29
Jordan Hole (99)	11	99	3	3	3	99	99	99	99
Michael Clifford (3)	12	3	99	99	99	3	3	3	3
Acea Webb (8)	13	8	147	34	34	34	34	34	34
Thomas Strettle (147)	14	147	34	147	147	147	8	37	37
Scott Dootson (37)	15	37	94	94	94	8	37	8	147
Phil Page (94)	16	94	8	8	8	37	147	147	8
Arnie Shelton (34)	17	34	71	71	37	94	94	94	94
Paul Hedison (71)	18	71	37	37	71	71	71	71	71
Ben Coyle (140)	19	140	140	140	140	140	140	140	140

Timekeeper:

Race Director:

Weather / Track: Cloudy / Dry

Results at www.sportstimingservices.co

Printed: 29/05/2011 18:43:31





Thundersport GB - Rounds 7 and 8

Aprilia RRV450GP & Nitro GP3

Cadwell Park 2.173 Miles

Race 13

29/05/2011 18:19

Race started at 18:19:52

Lap	Lap Tm	Diff	Time of Day
(35) Jake Dixon			
1	1:45.816	+7.037	18:21:40.389
2	1:41.120	+2.341	18:23:21.509
3	1:40.563	+1.784	18:25:02.072
4	1:40.397	+1.618	18:26:42.469
5	1:39.893	+1.114	18:28:22.362
6	1:39.273	+0.494	18:30:01.635
7	1:38.779		18:31:40.414
8	1:39.259	+0.480	18:33:19.673
(100) Connor Tagg			
1	1:45.952	+6.492	18:21:40.420
2	1:40.015	+0.555	18:23:20.435
3	1:39.884	+0.424	18:25:00.319
4	1:39.460		18:26:39.779
5	1:40.024	+0.564	18:28:19.803
6	1:39.858	+0.398	18:29:59.661
7	1:40.454	+0.994	18:31:40.115
8	1:39.620	+0.160	18:33:19.735
(194) Jamie Thackeray			
1	1:46.123	+6.112	18:21:41.294
2	1:41.757	+1.746	18:23:23.051
3	1:41.740	+1.729	18:25:04.791
4	1:41.281	+1.270	18:26:46.072
5	1:41.644	+1.633	18:28:27.716
6	1:41.031	+1.020	18:30:08.747
7	1:40.470	+0.459	18:31:49.217
8	1:40.011		18:33:29.228
(72) Brad Shaw			
1	1:46.290	+5.732	18:21:41.653
2	1:41.700	+1.142	18:23:23.353
3	1:41.588	+1.030	18:25:04.941
4	1:41.452	+0.894	18:26:46.393
5	1:41.219	+0.661	18:28:27.612
6	1:41.525	+0.967	18:30:09.137
7	1:40.558		18:31:49.695
8	1:41.778	+1.220	18:33:31.473
(19) Blake Woulds			
1	1:47.380	+6.172	18:21:43.250
2	1:42.260	+1.052	18:23:25.510
3	1:41.903	+0.695	18:25:07.413
4	1:41.711	+0.503	18:26:49.124
5	1:41.710	+0.502	18:28:30.834
6	1:41.946	+0.738	18:30:12.780
7	1:41.895	+0.687	18:31:54.675
8	1:41.208		18:33:35.883
(195) Luke Thackeray			
1	1:47.389	+6.336	18:21:42.515
2	1:42.796	+1.743	18:23:25.311
3	1:42.487	+1.434	18:25:07.798
4	1:43.034	+1.981	18:26:50.832
5	1:41.265	+0.212	18:28:32.097
6	1:41.097	+0.044	18:30:13.194
7	1:41.830	+0.777	18:31:55.024
8	1:41.053		18:33:36.077

Lap	Lap Tm	Diff	Time of Day
(9) Reece Rothwell			
1	1:48.568	+7.192	18:21:44.554
2	1:43.204	+1.828	18:23:27.758
3	1:42.707	+1.331	18:25:10.465
4	1:42.027	+0.651	18:26:52.492
5	1:42.346	+0.970	18:28:34.838
6	1:41.376		18:30:16.214
7	1:41.697	+0.321	18:31:57.911
8	1:42.324	+0.948	18:33:40.235
(54) Sam Cox			
1	1:48.248	+6.165	18:21:43.996
2	1:42.363	+0.280	18:23:26.359
3	1:42.390	+0.307	18:25:08.749
4	1:42.924	+0.841	18:26:51.673
5	1:42.083		18:28:33.756
6	1:42.514	+0.431	18:30:16.270
7	1:43.020	+0.937	18:31:59.290
8	1:42.880	+0.797	18:33:42.170
(90) Aaron Hay			
1	1:49.274	+6.741	18:21:45.109
2	1:43.046	+0.513	18:23:28.155
3	1:42.729	+0.196	18:25:10.884
4	1:42.533		18:26:53.417
5	1:42.803	+0.270	18:28:36.220
6	1:43.354	+0.821	18:30:19.574
7	1:43.650	+1.117	18:32:03.224
8	1:44.704	+2.171	18:33:47.928
(29) Phil Canessa			
1	1:46.692	+4.765	18:21:42.767
2	1:41.927		18:23:24.694
3	1:42.357	+0.430	18:25:07.051
4	1:44.269	+2.342	18:26:51.320
5	1:43.762	+1.835	18:28:35.082
6	1:44.150	+2.223	18:30:19.232
7	1:44.929	+3.002	18:32:04.161
8	1:45.233	+3.306	18:33:49.394
(99) Jordan Hole			
1	1:50.148	+7.537	18:21:46.334
2	1:46.138	+3.527	18:23:32.472
3	1:45.014	+2.403	18:25:17.486
4	1:42.611		18:27:00.097
5	1:42.777	+0.166	18:28:42.874
6	1:43.880	+1.269	18:30:26.754
7	1:43.694	+1.083	18:32:10.448
8	1:43.391	+0.780	18:33:53.839
(3) Michael Clifford			
1	1:49.665	+5.683	18:21:46.038
2	1:45.140	+1.158	18:23:31.178
3	1:45.935	+1.953	18:25:17.113
4	1:45.253	+1.271	18:27:02.366
5	1:44.733	+0.751	18:28:47.099
6	1:44.904	+0.922	18:30:32.003
7	1:44.516	+0.534	18:32:16.519
8	1:43.982		18:34:00.501
(34) Arnie Shelton			

Lap	Lap Tm	Diff	Time of Day
(37) Scott Dootson			
1	1:51.321	+7.260	18:21:48.437
2	1:47.178	+3.117	18:23:35.615
3	1:45.135	+1.074	18:25:20.750
4	1:44.843	+0.782	18:27:05.593
5	1:44.411	+0.350	18:28:50.004
6	1:44.061		18:30:34.065
7	1:45.155	+1.094	18:32:19.220
8	1:44.770	+0.709	18:34:03.990
(147) Thomas Strettle			
1	1:50.853	+6.871	18:21:47.634
2	1:48.180	+4.198	18:23:35.814
3	1:45.845	+1.863	18:25:21.659
4	1:45.908	+1.926	18:27:07.567
5	1:46.414	+2.432	18:28:53.981
6	1:44.290	+0.308	18:30:38.271
7	1:45.722	+1.740	18:32:23.993
8	1:43.982		18:34:07.975
(8) Acea Webb			
1	1:52.746	+8.933	18:21:49.370
2	1:46.830	+3.017	18:23:36.200
3	1:47.449	+3.636	18:25:23.649
4	1:44.932	+1.119	18:27:08.581
5	1:43.813		18:28:52.394
6	1:45.737	+1.924	18:30:38.131
7	1:46.064	+2.251	18:32:24.195
8	1:45.136	+1.323	18:34:09.331
(94) Phil Page			
1	1:51.615	+4.345	18:21:48.556
2	1:47.538	+0.268	18:23:36.094
3	1:47.518	+0.248	18:25:23.612
4	1:47.814	+0.544	18:27:11.426
5	1:47.543	+0.273	18:28:58.969
6	1:47.270		18:30:46.239
7	1:47.386	+0.116	18:32:33.625
8	1:49.112	+1.842	18:34:22.737
(71) Paul Hedison			
1	1:51.870	+4.152	18:21:49.416
2	1:47.718		18:23:37.134
3	1:48.969	+1.251	18:25:26.103
4	1:50.710	+2.992	18:27:16.813
5	1:51.690	+3.972	18:29:08.503
6	1:50.935	+3.217	18:30:59.438
7	1:51.278	+3.560	18:32:50.716
8	1:50.918	+3.200	18:34:41.634
(140) Ben Coyle			
1	1:53.635	+2.789	18:21:51.191

Timekeeper:

Race Director:

Weather / Track: Cloudy / Dry

Results at www.sportstimingservices.co





Thundersport GB - Rounds 7 and 8

Aprilia RRV450GP & Nitro GP3

Cadwell Park 2.173 Miles

Race 13

29/05/2011 18:19

Race started at 18:19:52

Lap	Lap Tm	Diff	Time of Day
2	1:50.846		18:23:42.037
3	1:51.260	+0.414	18:25:33.297
4	1:52.121	+1.275	18:27:25.418
5	1:50.978	+0.132	18:29:16.396
6	1:51.446	+0.600	18:31:07.842
7	1:51.212	+0.366	18:32:59.054
8	1:52.472	+1.626	18:34:51.526

Lap	Lap Tm	Diff	Time of Day
-----	--------	------	-------------

Lap	Lap Tm	Diff	Time of Day
-----	--------	------	-------------

Timekeeper:

Race Director:

Weather / Track: Cloudy / Dry

Results at www.sportstimingservices.co

Printed: 29/05/2011 18:43:19





Thundersport GB - Rounds 7 and 8

Sorted on Best Lap time

Sunday Warm Up

Cadwell Park 2.173 Miles

Aprilia Superteens & GP3

30/05/2011 09:44

Practice started at 9:44:53

Pos	No.	Name	Bike	CC	Best Tm	Best Speed	Diff	In Lap	2nd Best
1	15	Ross Twyman	Aprilia	125	1:59.511	65.457		3	2:00.009
2	75	Bradley Jones	Aprilia	125	1:59.819	65.288	0.308	4	2:00.156
3	90	Aaron Hay	Suzuki	450-GP3	1:59.893	65.248	0.382	4	2:01.834
4	21	Max Symonds	Aprilia	125	2:00.144	65.112	0.633	4	2:00.580
5	3	David Allingham	Aprilia	125n	2:01.222	64.533	1.711	5	2:03.049
6	34	Louis Dawson	Aprilia	125	2:02.639	63.787	3.128	4	2:03.372
7	37*	Scott Dootson	Honda	125-GP3	2:02.656	63.778	3.145	4	2:04.886
8	42	Aaron Coupland	Aprilia	125	2:03.279	63.456	3.768	4	2:04.360
9	20	Tom Oliver	Aprilia	125	2:03.488	63.349	3.977	3	2:11.728
10	26	Matthew Shillings	Aprilia	125	2:04.343	62.913	4.832	5	2:04.485
11	9	Ben Luxton	Aprilia	125	2:04.346	62.912	4.835	4	2:04.930
12	17	Alastair Dayus	Aprilia	125	2:04.560	62.803	5.049	3	2:05.350
13	5	George Stanley	Aprilia	125n	2:06.719	61.733	7.208	4	2:06.740
14	29	Rhys Hutchinson	Aprilia	125	2:07.109	61.544	7.598	4	2:10.528
15	37	Clinton Carver	Aprilia	125	2:07.152	61.523	7.641	4	2:08.478
16	61	Harry Coomber	Aprilia	125	2:07.642	61.287	8.131	1	2:51.616
17	41	Milo Ward	Aprilia	125n	2:08.486	60.884	8.975	4	2:09.748
18	77	Ryan McAdam	Aprilia	125n	2:10.172	60.096	10.661	4	2:11.749
19	212	Russell Brown	Aprilia	125n	2:12.453	59.061	12.942	4	2:13.831
20	22	Alex Baker	Aprilia	125n	2:13.152	58.751	13.641	4	2:16.731
21	194	Robyn Lindsay	Aprilia	125	2:13.403	58.640	13.892	2	2:14.410
22	23	Josh Hill	Aprilia	125n	2:14.591	58.123	15.080	4	2:16.308
23	11	Joe Sheldon-Shaw	Aprilia	125n	2:14.841	58.015	15.330	4	2:16.913
24	38	Sam Smith	Aprilia	125n	2:15.078	57.913	15.567	4	2:16.827
25	97	James Howard	Aprilia	125n	2:31.682	51.574	32.171	3	2:33.622
26	40	Joe Francis	Aprilia	125n	6:03.735	21.507	4:04.224	2	

Announcements

No.77 and 5 -LOW BATTERY - PLEASE CHARGE TRANSPONDER FOR RACES

No.20 - PLEASE PUT TRANSPONDER ON FOR RACES

Timekeeper:

Race Director:

Weather / Track: Rain / Wet

Results at www.sportstimingservices.co





Thundersport GB - Rounds 7 and 8

Sorted on Best Lap time

Sunday Warm Up

Cadwell Park 2.173 Miles

GP2 & Aprilia RRV450

30/05/2011 09:30

Practice started at 9:30:26

Pos	No.	Name	Bike	CC	Best Tm	Best Speed	Diff	In Lap	2nd Best
1	35	Jake Dixon	Aprilia	450	1:53.114	69.159		5	1:53.298
2	72	Brad Shaw	Aprilia	450	1:53.292	69.050	0.178	4	1:53.542
3	88	Josh Daley	Kawasaki	400	1:53.754	68.769	0.640	5	1:55.358
4	100	Connor Tagg	Aprilia	450	1:55.421	67.776	2.307	5	1:57.597
5	3	Daniel Frear	Kawasaki	400	1:56.348	67.236	3.234	5	1:58.510
6	54	Sam Cox	Aprilia	450	1:56.785	66.985	3.671	5	1:58.490
7	29	Phil Canessa	Aprilia	450	1:58.360	66.093	5.246	4	2:02.640
8	17	Ian Poplewell	Kawasaki	650 M	1:58.820	65.837	5.706	5	1:59.240
9	43	James Folkard	Aprilia	450	1:58.947	65.767	5.833	4	1:59.157
10	194	Jamie Thackeray	Aprilia	450	1:59.457	65.486	6.343	5	2:01.268
11	147	Thomas Strettle	Aprilia	450	1:59.491	65.468	6.377	3	2:00.805
12	171	Josh Wood	Suzuki	650 M	1:59.855	65.269	6.741	5	2:02.389
13	99	Jordan Hole	Aprilia	450	2:00.179	65.093	7.065	5	2:01.018
14	50	Marty Lennon	Kawasaki	650	2:00.339	65.006	7.225	4	2:00.713
15	19	Blake Woulds	Aprilia	450	2:00.934	64.687	7.820	5	2:01.321
16	135	Chris Harrison	Aprilia	450	2:01.114	64.590	8.000	3	2:02.084
17	195	Luke Thackeray	Aprilia	450	2:01.269	64.508	8.155	5	2:03.216
18	34	Arnie Shelton	Aprilia	450	2:01.792	64.231	8.678	5	2:01.857
19	22	Sam Nicholson	Suzuki	650 M	2:04.763	62.701	11.649	5	2:05.034
20	47	Nathan Hutchinson	Suzuki	650 M	2:05.634	62.267	12.520	3	2:05.711
21	9	Reece Rothwell	Aprilia	450	2:05.733	62.218	12.619	1	2:07.769
22	94	Phil Page	Aprilia	450	2:05.927	62.122	12.813	4	2:07.578
23	72*	Dave Palfreman	Suzuki	650 M	2:07.139	61.530	14.025	4	2:12.519
24	77	Alan Percival	Kawasaki	400	2:07.314	61.445	14.200	5	2:08.315
25	160	Allwyn Dalton	Kawasaki	400	2:07.666	61.276	14.552	2	2:12.553
26	51	Paul Maxfield	Kawasaki	400	2:09.373	60.467	16.259	2	2:12.093
27	64	Adam Palfreman	Suzuki	650	2:12.769	58.920	19.655	1	
28	140	Ben Coyle	Aprilia	450	2:13.211	58.725	20.097	1	
29	65	Geoff Learwood	Suzuki	650 M	2:14.532	58.148	21.418	2	2:26.283

Announcements

No.64 - LOW BATTERY - PLEASE CHARGE FOR RACES

No.72 DAVE PALFREMAN - PLEASE PUT TRANSPONDER ON FOR RACES

Timekeeper:

Race Director:

Weather / Track: Rain / Wet

Results at www.sportstimingservices.co





Thundersport GB - Rounds 7 and 8

Sorted on Laps

Aprilia RRV450GP & Nitro GP3

Cadwell Park 2.173 Miles

Race 8

30/05/2011 14:22

Race started at 14:22:46

Pos	No.	Name	Bike	CC	Laps	Total Tm	Diff	Best Tm	Best Speed	Avg. Speed
1	35	Jake Dixon	Aprilia	450	9	16:13.741		1:46.167	73.684	72.304
2	43	James Folkard	Aprilia	450	9	16:19.355	5.614	1:46.421	73.508	71.889
3	72	Brad Shaw	Aprilia	450	9	16:33.099	19.358	1:47.752	72.600	70.894
4	100	Connor Tagg	Aprilia	450	9	16:37.149	23.408	1:48.735	71.944	70.606
5	99	Jordan Hole	Aprilia	450	9	17:05.831	52.090	1:52.653	69.442	68.632
6	29	Phil Canessa	Aprilia	450	9	17:07.149	53.408	1:52.433	69.577	68.544
7	147	Thomas Strettle	Aprilia	450	9	17:13.350	59.609	1:51.527	70.143	68.133
8	194	Jamie Thackeray	Aprilia	450	9	17:13.747	1:00.006	1:52.156	69.749	68.107
9	3	Michael Clifford	Aprilia	450	9	17:20.542	1:06.801	1:52.790	69.357	67.662
10	19	Blake Woulds	Aprilia	450	9	17:24.275	1:10.534	1:53.887	68.689	67.420
11	90	Aaron Hay	Suzuki	450-GP3	9	17:28.961	1:15.220	1:54.298	68.442	67.119
12	9	Reece Rothwell	Aprilia	450	9	17:37.375	1:23.634	1:55.174	67.922	66.585
13	195	Luke Thackeray	Aprilia	450	9	17:50.329	1:36.588	1:57.214	66.739	65.779
14	8	Acea Webb	Aprilia	450	8	16:27.235	1 Lap	1:56.863	66.940	63.392
15	94	Phil Page	Aprilia	450	8	16:30.017	1 Lap	1:59.789	65.305	63.213
16	71	Paul Hedison	Honda	125-GP3	8	16:40.604	1 Lap	2:00.777	64.771	62.545
DNF	54	Sam Cox	Aprilia	450	2	3:51.723	DNF	1:53.650	68.832	67.518
DNF	37	Scott Dootson	Honda	125-GP3	1	2:08.512	DNF	2:04.625	62.771	60.872
DNF	34	Arnie Shelton	Aprilia	450		3.694	DNF		-	-

Margin of Victory	Avg. Speed	Best Lap Tm	Best Speed	Best Lap by
5.614	72.304	1:46.167	73.684	35 - Jake Dixon

Timekeeper:

Race Director:

Weather / Track: Rain / Wet

Results at www.sportstimeservices.com





Thundersport GB - Rounds 7 and 8

Lapchart

Aprilia RRV450GP & Nitro GP3

Cadwell Park 2.173 Miles

Race 8

30/05/2011 14:22

Race started at 14:22:46

Competitors

		Laps									
		0	1	2	3	4	5	6	7	8	9
James Folkard (43)	1	43	43	43	43	43	43	35	35	35	35
Connor Tagg (100)	2	100	35	35	35	35	35	43	43	43	43
Jake Dixon (35)	3	35	54	72	72	72	72	72	72	72	72
Jamie Thackeray (194)	4	194	72	100	100	100	100	100	100	100	100
Luke Thackeray (195)	5	195	100	54	99	99	99	99	99	99	99
Brad Shaw (72)	6	72	99	99	147	147	147	147	29	29	29
Sam Cox (54)	7	54	29	29	29	29	29	29	147	147	147
Aaron Hay (90)	8	90	147	147	194	194	194	194	194	194	194
Reece Rothwell (9)	9	9	195	194	19	3	3	3	3	3	3
Blake Woulds (19)	10	19	194	19	9	19	19	19	19	19	19
Phil Canessa (29)	11	29	19	9	3	9	9	90	90	90	90
Jordan Hole (99)	12	99	9	3	90	90	90	9	9	9	9
Michael Clifford (3)	13	3	3	195	195	195	195	195	195	195	195
Acea Webb (8)	14	8	90	90	94	94	94	94	94	8	
Thomas Strettle (147)	15	147	37	94	8	8	8	8	8	8	94
Arnie Shelton (34)	16	34	94	71	71	71	71	71	71	71	
Scott Dootson (37)	17	37	8	8							
Phil Page (94)	18	94	71								
Paul Hedison (71)	19	71									

Timekeeper:

Race Director:

Weather / Track: Rain / Wet

Results at www.sportstimingservices.co





Thundersport GB - Rounds 7 and 8

Aprilia RRV450GP & Nitro GP3

Cadwell Park 2.173 Miles

Race 8

30/05/2011 14:22

Race started at 14:22:46

Lap	Lap Tm	Diff	Time of Day
(35) Jake Dixon			
1	1:53.609	+7.442	14:24:42.005
2	1:49.198	+3.031	14:26:31.203
3	1:48.489	+2.322	14:28:19.692
4	1:48.053	+1.886	14:30:07.745
5	1:47.580	+1.413	14:31:55.325
6	1:46.212	+0.045	14:33:41.537
7	1:46.442	+0.275	14:35:27.979
8	1:46.411	+0.244	14:37:14.390
9	1:46.167		14:39:00.557
(43) James Folkard			
1	1:52.816	+6.395	14:24:40.933
2	1:49.811	+3.390	14:26:30.744
3	1:48.076	+1.655	14:28:18.820
4	1:47.214	+0.793	14:30:06.034
5	1:48.597	+2.176	14:31:54.631
6	1:47.728	+1.307	14:33:42.359
7	1:46.421		14:35:28.780
8	1:47.070	+0.649	14:37:15.850
9	1:50.321	+3.900	14:39:06.171
(72) Brad Shaw			
1	1:55.837	+8.085	14:24:44.995
2	1:51.331	+3.579	14:26:36.326
3	1:50.290	+2.538	14:28:26.616
4	1:49.946	+2.194	14:30:16.562
5	1:49.616	+1.864	14:32:06.178
6	1:49.008	+1.256	14:33:55.186
7	1:48.489	+0.737	14:35:43.675
8	1:48.488	+0.736	14:37:32.163
9	1:47.752		14:39:19.915
(100) Connor Tagg			
1	1:57.105	+8.370	14:24:45.397
2	1:51.677	+2.942	14:26:37.074
3	1:50.284	+1.549	14:28:27.358
4	1:49.767	+1.032	14:30:17.125
5	1:49.597	+0.862	14:32:06.722
6	1:49.230	+0.495	14:33:55.952
7	1:48.768	+0.033	14:35:44.720
8	1:48.735		14:37:33.455
9	1:50.510	+1.775	14:39:23.965
(99) Jordan Hole			
1	1:56.515	+3.862	14:24:46.466
2	1:53.282	+0.629	14:26:39.748
3	1:53.644	+0.991	14:28:33.392
4	1:52.831	+0.178	14:30:26.223
5	1:53.126	+0.473	14:32:19.349
6	1:53.222	+0.569	14:34:12.571
7	1:53.535	+0.882	14:36:06.106
8	1:53.888	+1.235	14:37:59.994
9	1:52.653		14:39:52.647
(29) Phil Canessa			
1	2:00.303	+7.870	14:24:50.171
2	1:52.881	+0.448	14:26:43.052
3	1:53.503	+1.070	14:28:36.555
4	1:53.283	+0.850	14:30:29.838

Lap	Lap Tm	Diff	Time of Day
5	1:53.465	+1.032	14:32:23.303
6	1:52.633	+0.200	14:34:15.936
7	1:52.854	+0.421	14:36:08.790
8	1:52.742	+0.309	14:38:01.532
9	1:52.433		14:39:53.965
(147) Thomas Strettle			
1	2:00.360	+8.833	14:24:50.860
2	1:52.593	+1.066	14:26:43.453
3	1:51.527		14:28:34.980
4	1:51.617	+0.090	14:30:26.597
5	1:53.142	+1.615	14:32:19.739
6	1:53.995	+2.468	14:34:13.734
7	1:58.419	+6.892	14:36:12.153
8	1:53.828	+2.301	14:38:05.981
9	1:54.185	+2.658	14:40:00.166
(194) Jamie Thackeray			
1	2:02.010	+9.854	14:24:51.020
2	1:54.531	+2.375	14:26:45.551
3	1:54.837	+2.681	14:28:40.388
4	1:54.692	+2.536	14:30:35.080
5	1:54.332	+2.176	14:32:29.412
6	1:53.354	+1.198	14:34:22.766
7	1:53.256	+1.100	14:36:16.022
8	1:52.156		14:38:08.178
9	1:52.385	+0.229	14:40:00.563
(3) Michael Clifford			
1	2:03.577	+10.787	14:24:53.762
2	1:57.620	+4.830	14:26:51.382
3	1:54.160	+1.370	14:28:45.542
4	1:54.535	+1.745	14:30:40.077
5	1:52.790		14:32:32.867
6	1:53.753	+0.963	14:34:26.620
7	1:53.327	+0.537	14:36:19.947
8	1:53.870	+1.080	14:38:13.817
9	1:53.541	+0.751	14:40:07.358
(19) Blake Woulds			
1	2:01.825	+7.938	14:24:51.666
2	1:56.535	+2.648	14:26:48.201
3	1:55.956	+2.069	14:28:44.157
4	1:55.943	+2.056	14:30:40.100
5	1:54.843	+0.956	14:32:34.943
6	1:53.983	+0.096	14:34:28.926
7	1:53.908	+0.021	14:36:22.834
8	1:53.887		14:38:16.721
9	1:54.370	+0.483	14:40:11.091
(90) Aaron Hay			
1	2:04.937	+10.639	14:24:54.479
2	1:57.328	+3.030	14:26:51.807
3	1:56.255	+1.957	14:28:48.062
4	1:54.466	+0.168	14:30:42.528
5	1:54.306	+0.008	14:32:36.834
6	1:54.369	+0.071	14:34:31.203
7	1:54.298		14:36:25.501
8	1:55.000	+0.702	14:38:20.501
9	1:55.276	+0.978	14:40:15.777

Lap	Lap Tm	Diff	Time of Day
(9) Reece Rothwell			
1	2:02.487	+7.313	14:24:52.220
2	1:57.297	+2.123	14:26:49.517
3	1:55.698	+0.524	14:28:45.215
4	1:55.595	+0.421	14:30:40.810
5	1:55.174		14:32:35.984
6	1:56.113	+0.939	14:34:32.097
7	1:55.812	+0.638	14:36:27.909
8	1:57.080	+1.906	14:38:24.989
9	1:59.202	+4.028	14:40:24.191
(195) Luke Thackeray			
1	2:01.958	+4.744	14:24:51.009
2	2:00.451	+3.237	14:26:51.460
3	1:58.454	+1.240	14:28:49.914
4	1:57.847	+0.633	14:30:47.761
5	1:57.214		14:32:44.975
6	1:57.427	+0.213	14:34:42.402
7	1:57.281	+0.067	14:36:39.683
8	1:59.725	+2.511	14:38:39.408
9	1:57.737	+0.523	14:40:37.145
(8) Acea Webb			
1	2:09.146	+12.283	14:24:59.565
2	2:09.156	+12.293	14:27:08.721
3	2:03.814	+6.951	14:29:12.535
4	2:02.829	+5.966	14:31:15.364
5	2:01.683	+4.820	14:33:17.047
6	1:58.527	+1.664	14:35:15.574
7	1:56.863		14:37:12.437
8	2:01.614	+4.751	14:39:14.051
(94) Phil Page			
1	2:06.990	+7.201	14:24:57.822
2	2:01.621	+1.832	14:26:59.443
3	2:01.097	+1.308	14:29:00.540
4	1:59.789		14:31:00.329
5	2:01.379	+1.590	14:33:01.708
6	2:05.676	+5.887	14:35:07.384
7	2:04.925	+5.136	14:37:12.309
8	2:04.524	+4.735	14:39:16.833
(71) Paul Hedison			
1	2:09.642	+8.865	14:25:00.781
2	2:07.131	+6.354	14:27:07.912
3	2:06.917	+6.140	14:29:14.829
4	2:05.498	+4.721	14:31:20.327
5	2:03.245	+2.468	14:33:23.572
6	2:00.777		14:35:24.349
7	2:01.283	+0.506	14:37:25.632
8	2:01.788	+1.011	14:39:27.420
(54) Sam Cox			
1	1:55.484	+1.834	14:24:44.889
2	1:53.650		14:26:38.539
(37) Scott Dootson			
1	2:04.625		14:24:55.328

Timekeeper:

Race Director:

Weather / Track: Rain / Wet

Results at www.sportstimingservices.co





Thundersport GB - Rounds 7 and 8

Sorted on Laps

Aprilia RRV450GP & Nitro GP3

Cadwell Park 2.173 Miles

Race 16

30/05/2011 17:56

Race started at 17:56:48

Pos	No.	Name	Bike	CC	Laps	Total Tm	Diff	Best Tm	Best Speed	Avg. Speed
1	35	Jake Dixon	Aprilia	450	8	14:22.764		1:45.608	74.074	72.537
2	43	James Folkard	Aprilia	450	8	14:24.133	1.369	1:46.885	73.189	72.422
3	100	Connor Tagg	Aprilia	450	8	14:44.770	22.006	1:48.626	72.016	70.733
4	54	Sam Cox	Aprilia	450	8	14:54.796	32.032	1:49.317	71.561	69.940
5	29	Phil Canessa	Aprilia	450	8	14:57.556	34.792	1:50.174	71.004	69.725
6	147	Thomas Strettle	Aprilia	450	8	14:59.678	36.914	1:49.940	71.155	69.561
7	194	Jamie Thackeray	Aprilia	450	8	15:05.371	42.607	1:50.270	70.942	69.123
8	195	Luke Thackeray	Aprilia	450	8	15:07.151	44.387	1:51.601	70.096	68.988
9	34	Arnie Shelton	Aprilia	450	8	15:14.573	51.809	1:50.711	70.660	68.428
10	19	Blake Woulds	Aprilia	450	8	15:17.906	55.142	1:51.298	70.287	68.179
11	3	Michael Clifford	Aprilia	450	8	15:18.040	55.276	1:51.830	69.953	68.170
12	90	Aaron Hay	Suzuki	450-GP3	8	15:24.320	1:01.556	1:53.026	69.212	67.706
13	8	Acea Webb	Aprilia	450	8	15:31.685	1:08.921	1:54.598	68.263	67.171
DNF	99	Jordan Hole	Aprilia	450	7	13:06.599	DNF	1:49.594	71.380	69.616
DNF	72	Brad Shaw	Aprilia	450	4	7:20.425	DNF	1:48.349	72.200	71.048
DNF	9	Reece Rothwell	Aprilia	450	2	3:56.074	DNF	1:54.293	68.445	66.274

Margin of Victory	Avg. Speed	Best Lap Tm	Best Speed	Best Lap by
1.369	72.537	1:45.608	74.074	35 - Jake Dixon

Timekeeper:

Race Director:

Weather / Track: Rain / Wet

Results at www.sportstimeservices.com





Thundersport GB - Rounds 7 and 8

Lapchart

Aprilia RRV450GP & Nitro GP3

Cadwell Park 2.173 Miles

Race 16

30/05/2011 17:56

Race started at 17:56:48

Competitors

Laps

	0	1	2	3	4	5	6	7	8
James Folkard (43)	1	43	43	43	43	43	43	43	35
Connor Tagg (100)	2	100	35	35	35	35	35	35	43
Jake Dixon (35)	3	35	72	72	72	100	100	100	100
Luke Thackeray (195)	4	195	100	100	100	29	29	54	54
Jamie Thackeray (194)	5	194	29	29	29	54	54	29	29
Brad Shaw (72)	6	72	195	195	54	54	99	99	147
Sam Cox (54)	7	54	54	54	99	99	147	147	194
Reece Rothwell (9)	8	9	194	99	195	147	195	195	194
Aaron Hay (90)	9	90	99	147	147	195	194	194	34
Phil Canessa (29)	10	29	9	194	194	194	90	34	19
Blake Woulds (19)	11	19	147	9	90	90	34	90	3
Jordan Hole (99)	12	99	3	90	34	34	3	3	19
Michael Clifford (3)	13	3	90	3	3	3	19	19	3
Acea Webb (8)	14	8	34	34	19	19	8	8	8
Arnie Shelton (34)	15	34	19	19	8	8			
Thomas Strettle (147)	16	147	8	8					

Timekeeper:

Race Director:

Weather / Track: Rain / Wet

Results at www.sportstimingservices.co

Printed: 30/05/2011 18:18:35





Thundersport GB - Rounds 7 and 8

Aprilia RRV450GP & Nitro GP3

Cadwell Park 2.173 Miles

Race 16

30/05/2011 17:56

Race started at 17:56:48

Lap	Lap Tm	Diff	Time of Day
(35) Jake Dixon			
1	1:51.446	+5.838	17:58:41.923
2	1:47.111	+1.503	18:00:29.034
3	1:47.277	+1.669	18:02:16.311
4	1:47.611	+2.003	18:04:03.922
5	1:47.200	+1.592	18:05:51.122
6	1:47.013	+1.405	18:07:38.135
7	1:47.373	+1.765	18:09:25.508
8	1:45.608		18:11:11.116

Lap	Lap Tm	Diff	Time of Day
(43) James Folkard			
1	1:51.626	+4.741	17:58:41.849
2	1:46.885		18:00:28.734
3	1:47.463	+0.578	18:02:16.197
4	1:47.534	+0.649	18:04:03.731
5	1:47.164	+0.279	18:05:50.895
6	1:47.150	+0.265	18:07:38.045
7	1:47.391	+0.506	18:09:25.436
8	1:47.049	+0.164	18:11:12.485

Lap	Lap Tm	Diff	Time of Day
(100) Connor Tagg			
1	1:55.473	+6.847	17:58:45.803
2	1:50.413	+1.787	18:00:36.216
3	1:50.051	+1.425	18:02:26.267
4	1:49.702	+1.076	18:04:15.969
5	1:49.853	+1.227	18:06:05.822
6	1:49.383	+0.757	18:07:55.205
7	1:48.626		18:09:43.831
8	1:49.291	+0.665	18:11:33.122

Lap	Lap Tm	Diff	Time of Day
(54) Sam Cox			
1	1:57.388	+8.071	17:58:49.003
2	1:52.549	+3.232	18:00:41.552
3	1:51.436	+2.119	18:02:32.988
4	1:51.534	+2.217	18:04:24.522
5	1:49.925	+0.608	18:06:14.447
6	1:49.485	+0.168	18:08:03.932
7	1:49.317		18:09:53.249
8	1:49.899	+0.582	18:11:43.148

Lap	Lap Tm	Diff	Time of Day
(29) Phil Canessa			
1	1:55.483	+5.309	17:58:47.330
2	1:52.309	+2.135	18:00:39.639
3	1:51.284	+1.110	18:02:30.923
4	1:51.030	+0.856	18:04:21.953
5	1:50.174		18:06:12.127
6	1:50.835	+0.661	18:08:02.962
7	1:51.606	+1.432	18:09:54.568
8	1:51.340	+1.166	18:11:45.908

Lap	Lap Tm	Diff	Time of Day
(147) Thomas Strettle			
1	1:57.432	+7.492	17:58:50.284
2	1:51.986	+2.046	18:00:42.270
3	1:52.073	+2.133	18:02:34.343
4	1:51.383	+1.443	18:04:25.726
5	1:50.958	+1.018	18:06:16.684
6	1:50.202	+0.262	18:08:06.886
7	1:49.940		18:09:56.826
8	1:51.204	+1.264	18:11:48.030

Lap	Lap Tm	Diff	Time of Day
(194) Jamie Thackeray			
1	1:58.165	+7.895	17:58:49.348
2	1:53.822	+3.552	18:00:43.170
3	1:51.489	+1.219	18:02:34.659
4	1:52.101	+1.831	18:04:26.760
5	1:53.108	+2.838	18:06:19.868
6	1:51.982	+1.712	18:08:11.850
7	1:51.603	+1.333	18:10:03.453
8	1:50.270		18:11:53.723

Lap	Lap Tm	Diff	Time of Day
(195) Luke Thackeray			
1	1:57.026	+5.425	17:58:48.151
2	1:53.071	+1.470	18:00:41.222
3	1:52.732	+1.131	18:02:33.954
4	1:52.323	+0.722	18:04:26.277
5	1:53.425	+1.824	18:06:19.702
6	1:51.773	+0.172	18:08:11.475
7	1:52.427	+0.826	18:10:03.902
8	1:51.601		18:11:55.503

Lap	Lap Tm	Diff	Time of Day
(34) Arnie Shelton			
1	2:00.151	+9.440	17:58:52.750
2	1:54.983	+4.272	18:00:47.733
3	1:54.589	+3.878	18:02:42.322
4	1:52.858	+2.147	18:04:35.180
5	1:52.707	+1.996	18:06:27.887
6	1:52.084	+1.373	18:08:19.971
7	1:50.711		18:10:10.682
8	1:52.243	+1.532	18:12:02.925

Lap	Lap Tm	Diff	Time of Day
(19) Blake Woulds			
1	2:01.091	+9.793	17:58:53.115
2	1:55.026	+3.728	18:00:48.141
3	1:55.366	+4.068	18:02:43.507
4	1:53.602	+2.304	18:04:37.109
5	1:53.318	+2.020	18:06:30.427
6	1:52.554	+1.256	18:08:22.981
7	1:51.298		18:10:14.279
8	1:51.979	+0.681	18:12:06.258

Lap	Lap Tm	Diff	Time of Day
(3) Michael Clifford			
1	1:59.609	+7.779	17:58:51.856
2	1:55.193	+3.363	18:00:47.049
3	1:55.477	+3.647	18:02:42.526
4	1:53.527	+1.697	18:04:36.053
5	1:53.228	+1.398	18:06:29.281
6	1:52.938	+1.108	18:08:22.219
7	1:52.343	+0.513	18:10:14.562
8	1:51.830		18:12:06.392

Lap	Lap Tm	Diff	Time of Day
(90) Aaron Hay			
1	2:00.629	+7.603	17:58:52.406
2	1:53.966	+0.940	18:00:46.372
3	1:53.591	+0.565	18:02:39.963
4	1:53.026		18:04:32.989
5	1:53.233	+0.207	18:06:26.222
6	1:54.621	+1.595	18:08:20.843
7	1:53.214	+0.188	18:10:14.057
8	1:58.615	+5.589	18:12:12.672

(8) Acea Webb

Lap	Lap Tm	Diff	Time of Day
1	2:01.087	+6.489	17:58:53.583
2	1:54.719	+0.121	18:00:48.302
3	1:55.278	+0.680	18:02:43.580
4	1:54.726	+0.128	18:04:38.306
5	1:55.334	+0.736	18:06:33.640
6	1:54.904	+0.306	18:08:28.544
7	1:56.895	+2.297	18:10:25.439
8	1:54.598		18:12:20.037

Lap	Lap Tm	Diff	Time of Day
(99) Jordan Hole			
1	1:57.489	+7.895	17:58:49.560
2	1:52.325	+2.731	18:00:41.885
3	1:51.689	+2.095	18:02:33.574
4	1:51.619	+2.025	18:04:25.193
5	1:50.315	+0.721	18:06:15.508
6	1:49.849	+0.255	18:08:05.357
7	1:49.594		18:09:54.951

Lap	Lap Tm	Diff	Time of Day
(72) Brad Shaw			
1	1:52.094	+3.745	17:58:43.299
2	1:48.349		18:00:31.648
3	1:48.551	+0.202	18:02:20.199
4	1:48.578	+0.229	18:04:08.777

Lap	Lap Tm	Diff	Time of Day
(9) Reece Rothwell			
1	1:58.506	+4.213	17:58:50.133
2	1:54.293		18:00:44.426

Timekeeper:

Race Director:

Weather / Track: Rain / Wet

Results at www.sportstimingservices.co

Printed: 30/05/2011 18:16:58





Thundersport GB - Rounds 7 and 8

Sorted on Best Lap time

Aprilia Superteens

Cadwell Park 2.173 Miles

Qualifying

29/05/2011 10:12

Practice started at 10:12:44

Pos	No.	Name	Bike	CC	Best Tm	Best Speed	Diff	In Lap	2nd Best
1	20	Tom Oliver	Aprilia	125	1:47.680	72.649		9	1:49.143
2	15	Ross Twyman	Aprilia	125	1:50.112	71.044	2.432	8	1:53.627
3	75	Bradley Jones	Aprilia	125	1:50.464	70.818	2.784	10	1:51.020
4	17	Alastair Dayus	Aprilia	125	1:50.810	70.597	3.130	7	1:50.850
5	21	Max Symonds	Aprilia	125	1:51.133	70.391	3.453	10	1:51.189
6	40	Joe Francis	Aprilia	125n	1:51.798	69.973	4.118	10	1:52.087
7	3	David Allingham	Aprilia	125n	1:52.612	69.467	4.932	7	1:53.314
8	9	Ben Luxton	Aprilia	125	1:53.046	69.200	5.366	8	1:53.200
9	26	Matthew Shillings	Aprilia	125	1:53.154	69.134	5.474	6	1:55.348
10	34	Louis Dawson	Aprilia	125	1:53.215	69.097	5.535	8	1:53.957
11	42	Aaron Coupland	Aprilia	125	1:54.467	68.341	6.787	5	1:55.268
12	41	Milo Ward	Aprilia	125n	1:54.787	68.151	7.107	5	1:55.129
13	37	Clinton Carver	Aprilia	125	1:56.251	67.292	8.571	9	1:56.904
14	29	Rhys Hutchinson	Aprilia	125	1:57.502	66.576	9.822	9	1:58.239
15	5	George Stanley	Aprilia	125n	1:58.099	66.239	10.419	9	1:58.672
16	61	Harry Coomber	Aprilia	125	2:00.347	65.002	12.667	2	2:08.023
17	22	Alex Baker	Aprilia	125n	2:01.081	64.608	13.401	7	2:03.445
18	194	Robyn Lindsay	Aprilia	125	2:01.088	64.604	13.408	9	2:01.380
19	212	Russell Brown	Aprilia	125n	2:02.235	63.998	14.555	9	2:04.498
20	99	Callum Grigor	Aprilia	125n	2:02.237	63.997	14.557	9	2:04.730
21	77	Ryan McAdam	Aprilia	125n	2:03.637	63.272	15.957	8	2:04.075
22	23	Josh Hill	Aprilia	125n	2:05.479	62.343	17.799	7	2:05.496
23	19	Charley Oakland	Aprilia	125	2:06.638	61.773	18.958	3	2:09.407
24	38	Sam Smith	Aprilia	125n	2:08.382	60.934	20.702	3	2:11.716
25	11	Joe Sheldon-Shaw	Aprilia	125n	2:09.472	60.421	21.792	3	2:09.634
26	97	James Howard	Aprilia	125n	2:23.924	54.354	36.244	8	2:24.362

Announcements

No. 77 - PLEASE CHARGE TRANSPONDER FOR RACES

No.26 & 99 - PLEASE PUT TRANSPONDER ON FOR RACES

Timekeeper:

Race Director:

Weather / Track: Cloudy / Damp

Results at www.sportstimingservices.co





Thundersport GB - Rounds 7 and 8

Aprilia Superteens

Cadwell Park 2.173 Miles

Race 3 & 11 - Sunday, Race 4 & 12 - Monday

29/05/2011

Race

POLE POSITION

3
75
6
40
9
26
12
41
15
5
18
194
21
77
24
38

2
15
5
21
8
9
11
42
14
29
17
22
20
99
23
19
26
97

1
20
4
17
7
3
10
34
13
37
16
61
19
212
22
23
25
11

1
2
3
4
5
6
7
8
9

Timekeeper:

Race Director:

Weather / Track:

Results at www.sportstimingservices.co

Printed: 29/05/2011 10:38:43





Thundersport GB - Rounds 7 and 8

Sorted on Laps

Aprilia Superteens

Cadwell Park 2.173 Miles

Race 3

29/05/2011 13:00

Race started at 13:00:58

Pos	No.	Name	Bike	CC	Laps	Total Tm	Diff	Best Tm	Best Speed	Avg. Speed
1	20	Tom Oliver	Aprilia	125	8	14:32.758		1:47.534	72.747	71.706
2	15	Ross Twyman	Aprilia	125	8	14:33.553	0.795	1:47.715	72.625	71.641
3	40	Joe Francis	Aprilia	125n	8	14:42.735	9.977	1:48.489	72.107	70.896
4	75	Bradley Jones	Aprilia	125	8	14:42.843	10.085	1:48.819	71.888	70.887
5	21	Max Symonds	Aprilia	125	8	14:45.523	12.765	1:48.733	71.945	70.673
6	9	Ben Luxton	Aprilia	125	8	14:54.212	21.454	1:49.684	71.321	69.986
7	3	David Allingham	Aprilia	125n	8	15:02.300	29.542	1:50.527	70.777	69.359
8	61	Harry Coomber	Aprilia	125	8	15:04.799	32.041	1:50.261	70.948	69.167
9	34	Louis Dawson	Aprilia	125	8	15:07.178	34.420	1:51.645	70.069	68.986
10	42	Aaron Coupland	Aprilia	125	8	15:26.786	54.028	1:51.843	69.944	67.526
11	41	Milo Ward	Aprilia	125n	8	15:27.984	55.226	1:54.023	68.607	67.439
12	37	Clinton Carver	Aprilia	125	8	15:28.269	55.511	1:51.304	70.283	67.418
13	5	George Stanley	Aprilia	125n	8	15:36.485	1:03.727	1:54.314	68.433	66.827
14	29	Rhys Hutchinson	Aprilia	125	8	15:38.934	1:06.176	1:54.867	68.103	66.653
15	26	Matthew Shillings	Aprilia	125	8	15:39.423	1:06.665	1:55.547	67.702	66.618
16	22	Alex Baker	Aprilia	125n	8	15:45.650	1:12.892	1:55.512	67.723	66.179
17	194	Robyn Lindsay	Aprilia	125	8	16:17.995	1:45.237	2:00.112	65.129	63.990
18	19	Charley Oakland	Aprilia	125	8	16:21.986	1:49.228	2:00.698	64.813	63.730
19	38	Sam Smith	Aprilia	125n	8	16:30.456	1:57.698	2:01.552	64.358	63.185
20	212	Russell Brown	Aprilia	125n	7	14:34.988	1 Lap	2:03.117	63.540	62.583
21	23	Josh Hill	Aprilia	125n	7	14:35.321	1 Lap	2:02.980	63.610	62.559
22	77	Ryan McAdam	Aprilia	125n	7	14:40.076	1 Lap	2:01.192	64.549	62.221
23	11	Joe Sheldon-Shaw	Aprilia	125n	7	15:00.523	1 Lap	2:05.321	62.422	60.809
24	97	James Howard	Aprilia	125n	7	16:42.313	1 Lap	2:19.360	56.134	54.633
DNF	17	Alastair Dayus	Aprilia	125	3	5:35.684	DNF	1:48.791	71.907	69.912

Announcements

No.77 - LOW BATTERY - PLEASE CHARGE

Margin of Victory	Avg. Speed	Best Lap Tm	Best Speed	Best Lap by
0.795	71.706	1:47.534	72.747	20 - Tom Oliver

Timekeeper:

Race Director:

Weather / Track: Cloudy / Dry

Results at www.sportstiming.com





Thundersport GB - Rounds 7 and 8

Lapchart


Aprilia Superteens

Cadwell Park 2.173 Miles

Race 3

29/05/2011 13:00

Race started at 13:00:58



Competitors

Laps

	0	1	2	3	4	5	6	7	8
Tom Oliver (20)	1	20	20	15	20	20	20	20	20
Ross Twyman (15)	2	15	15	20	15	15	15	15	15
Bradley Jones (75)	3	75	75	75	75	75	75	40	40
Max Symonds (21)	4	21	21	21	21	40	40	40	75
Alastair Dayus (17)	5	17	17	17	17	21	21	21	21
Joe Francis (40)	6	40	40	40	40	9	9	9	9
Ben Luxton (9)	7	9	9	9	9	3	3	3	3
David Allingham (3)	8	3	3	3	3	34	34	61	61
Milo Ward (41)	9	41	41	34	34	61	61	34	34
Rhys Hutchinson (29)	10	29	34	41	61	41	41	41	42
Louis Dawson (34)	11	34	61	61	41	42	37	42	41
Matthew Shillings (26)	12	26	29	37	42	37	42	37	37
Aaron Coupland (42)	13	42	37	42	37	5	5	5	5
George Stanley (5)	14	5	42	29	5	26	26	26	29
Clinton Carver (37)	15	37	5	5	26	29	29	29	26
Alex Baker (22)	16	22	26	26	29	22	22	22	22
Robyn Lindsay (194)	17	194	22	22	22	194	194	194	194
Harry Coomber (61)	18	61	212	194	194	19	19	19	19
Russell Brown (212)	19	212	194	19	19	38	38	38	38
Charley Oakland (19)	20	19	19	212	212	212	23	212	212
Sam Smith (38)	21	38	23	23	38	23	212	23	23
Josh Hill (23)	22	23	38	38	23	77	77	77	77
Joe Sheldon-Shaw (11)	23	11	77	77	77	11	11	11	11
Ryan McAdam (77)	24	77	11	11	11	97	97	97	97
James Howard (97)	25	97	97	97	97				

Timekeeper:

Race Director:

Weather / Track: Cloudy / Dry

Results at www.sportstimingservices.co

Printed: 29/05/2011 13:21:11





Thundersport GB - Rounds 7 and 8

Aprilia Superteens

Cadwell Park 2.173 Miles

Race 3

29/05/2011 13:00

Race started at 13:00:58



Lap	Lap Tm	Diff	Time of Day
<u>(20) Tom Oliver</u>			
1	1:53.153	+5.619	13:02:53.488
2	1:49.735	+2.201	13:04:43.223
3	1:47.534		13:06:30.757
4	1:47.557	+0.023	13:08:18.314
5	1:48.554	+1.020	13:10:06.868
6	1:47.660	+0.126	13:11:54.528
7	1:48.647	+1.113	13:13:43.175
8	1:48.458	+0.924	13:15:31.633

Lap	Lap Tm	Diff	Time of Day
<u>(15) Ross Twyman</u>			
1	1:53.814	+6.099	13:02:54.261
2	1:48.795	+1.080	13:04:43.056
3	1:48.161	+0.446	13:06:31.217
4	1:47.715		13:08:18.932
5	1:48.813	+1.098	13:10:07.745
6	1:47.992	+0.277	13:11:55.737
7	1:48.134	+0.419	13:13:43.871
8	1:48.557	+0.842	13:15:32.428

Lap	Lap Tm	Diff	Time of Day
<u>(40) Joe Francis</u>			
1	1:55.310	+6.821	13:02:56.772
2	1:49.171	+0.682	13:04:45.943
3	1:49.128	+0.639	13:06:35.071
4	1:48.881	+0.392	13:08:23.952
5	1:50.038	+1.549	13:10:13.990
6	1:48.489		13:12:02.479
7	1:49.739	+1.250	13:13:52.218
8	1:49.392	+0.903	13:15:41.610

Lap	Lap Tm	Diff	Time of Day
<u>(75) Bradley Jones</u>			
1	1:54.209	+5.390	13:02:54.855
2	1:48.987	+0.168	13:04:43.842
3	1:49.037	+0.218	13:06:32.879
4	1:49.473	+0.654	13:08:22.352
5	1:49.914	+1.095	13:10:12.266
6	1:49.829	+1.010	13:12:02.095
7	1:50.804	+1.985	13:13:52.899
8	1:48.819		13:15:41.718

Lap	Lap Tm	Diff	Time of Day
<u>(21) Max Symonds</u>			
1	1:54.815	+6.082	13:02:56.078
2	1:49.448	+0.715	13:04:45.526
3	1:48.733		13:06:34.259
4	1:51.424	+2.691	13:08:25.683
5	1:50.146	+1.413	13:10:15.829
6	1:49.816	+1.083	13:12:05.645
7	1:49.290	+0.557	13:13:54.935
8	1:49.463	+0.730	13:15:44.398

Lap	Lap Tm	Diff	Time of Day
<u>(9) Ben Luxton</u>			
1	1:56.066	+6.382	13:02:57.728
2	1:51.344	+1.660	13:04:49.072
3	1:50.919	+1.235	13:06:39.991
4	1:50.953	+1.269	13:08:30.944
5	1:50.181	+0.497	13:10:21.125
6	1:50.504	+0.820	13:12:11.629
7	1:49.684		13:14:01.313
8	1:51.774	+2.090	13:15:53.087

Lap	Lap Tm	Diff	Time of Day
<u>(3) David Allingham</u>			
1	1:57.128	+6.601	13:02:58.820
2	1:50.527		13:04:49.347
3	1:50.947	+0.420	13:06:40.294
4	1:51.209	+0.682	13:08:31.503
5	1:51.746	+1.219	13:10:23.249
6	1:51.884	+1.357	13:12:15.133
7	1:52.472	+1.945	13:14:07.605
8	1:53.570	+3.043	13:16:01.175

Lap	Lap Tm	Diff	Time of Day
<u>(61) Harry Coomber</u>			
1	1:59.931	+9.670	13:03:03.616
2	1:52.068	+1.807	13:04:55.684
3	1:52.378	+2.117	13:06:48.062
4	1:51.810	+1.549	13:08:39.872
5	1:51.849	+1.588	13:10:31.721
6	1:50.646	+0.385	13:12:22.367
7	1:51.046	+0.785	13:14:13.413
8	1:50.261		13:16:03.674

Lap	Lap Tm	Diff	Time of Day
<u>(34) Louis Dawson</u>			
1	1:58.205	+6.560	13:03:00.659
2	1:52.818	+1.173	13:04:53.477
3	1:52.174	+0.529	13:06:45.651
4	1:52.680	+1.035	13:08:38.331
5	1:52.682	+1.037	13:10:31.013
6	1:51.665	+0.020	13:12:22.678
7	1:51.730	+0.085	13:14:14.408
8	1:51.645		13:16:06.053

Lap	Lap Tm	Diff	Time of Day
<u>(42) Aaron Coupland</u>			
1	2:02.346	+10.503	13:03:04.938
2	1:54.727	+2.884	13:04:59.665
3	1:54.530	+2.687	13:06:54.195
4	1:55.843	+4.000	13:08:50.038
5	1:56.810	+4.967	13:10:46.848
6	1:54.055	+2.212	13:12:40.903
7	1:51.843		13:14:32.746
8	1:52.915	+1.072	13:16:25.661

Lap	Lap Tm	Diff	Time of Day
<u>(41) Milo Ward</u>			
1	1:58.235	+4.212	13:03:00.591
2	1:54.023		13:04:54.614
3	1:54.576	+0.553	13:06:49.190
4	1:55.455	+1.432	13:08:44.645
5	1:55.427	+1.404	13:10:40.072
6	1:56.402	+2.379	13:12:36.474
7	1:56.163	+2.140	13:14:32.637
8	1:54.222	+0.199	13:16:26.859

Lap	Lap Tm	Diff	Time of Day
<u>(37) Clinton Carver</u>			
1	2:01.698	+10.394	13:03:04.771
2	1:54.709	+3.405	13:04:59.480
3	1:54.811	+3.507	13:06:54.291
4	1:55.858	+4.554	13:08:50.149
5	1:56.517	+5.213	13:10:46.666
6	1:55.179	+3.875	13:12:41.845
7	1:51.304		13:14:33.149
8	1:53.995	+2.691	13:16:27.144

<u>(5) George Stanley</u>			
---------------------------	--	--	--

Lap	Lap Tm	Diff	Time of Day
1	2:02.507	+8.193	13:03:05.331
2	1:55.804	+1.490	13:05:01.135
3	1:54.314		13:06:55.449
4	1:55.609	+1.295	13:08:51.058
5	1:55.983	+1.669	13:10:47.041
6	1:56.555	+2.241	13:12:43.596
7	1:55.390	+1.076	13:14:38.986
8	1:56.374	+2.060	13:16:35.360

Lap	Lap Tm	Diff	Time of Day
<u>(29) Rhys Hutchinson</u>			
1	2:01.347	+6.480	13:03:03.788
2	1:57.296	+2.429	13:05:01.084
3	1:57.438	+2.571	13:06:58.522
4	1:56.855	+1.988	13:08:55.377
5	1:55.532	+0.665	13:10:50.909
6	1:56.375	+1.508	13:12:47.284
7	1:55.658	+0.791	13:14:42.942
8	1:54.867		13:16:37.809

Lap	Lap Tm	Diff	Time of Day
<u>(26) Matthew Shillings</u>			
1	2:03.629	+8.082	13:03:06.126
2	1:55.832	+0.285	13:05:01.958
3	1:56.216	+0.669	13:06:58.174
4	1:56.686	+1.139	13:08:54.860
5	1:55.657	+0.110	13:10:50.517
6	1:56.614	+1.067	13:12:47.131
7	1:55.547		13:14:42.678
8	1:55.620	+0.073	13:16:38.298

Lap	Lap Tm	Diff	Time of Day
<u>(22) Alex Baker</u>			
1	2:03.683	+8.171	13:03:06.912
2	1:56.841	+1.329	13:05:03.753
3	1:56.138	+0.626	13:06:59.891
4	1:56.250	+0.738	13:08:56.141
5	1:55.512		13:10:51.653
6	1:58.505	+2.993	13:12:50.158
7	1:56.365	+0.853	13:14:46.523
8	1:58.002	+2.490	13:16:44.525

Lap	Lap Tm	Diff	Time of Day
<u>(194) Robyn Lindsay</u>			
1	2:07.268	+7.156	13:03:10.941
2	2:01.903	+1.791	13:05:12.844
3	2:01.185	+1.073	13:07:14.029
4	2:00.951	+0.839	13:09:14.980
5	2:00.835	+0.723	13:11:15.815
6	2:00.769	+0.657	13:13:16.584
7	2:00.174	+0.062	13:15:16.758
8	2:00.112		13:17:16.870

Lap	Lap Tm	Diff	Time of Day
<u>(19) Charley Oakland</u>			
1	2:07.029	+6.331	13:03:11.863
2	2:02.272	+1.574	13:05:14.135
3	2:00.838	+0.140	13:07:14.973
4	2:01.878	+1.180	13:09:16.851
5	2:01.801	+1.103	13:11:18.652
6	2:00.808	+0.110	13:13:19.460
7	2:00.703	+0.005	13:15:20.163
8	2:00.698		13:17:20.861

<u>(38) Sam Smith</u>			
1	2:08.296	+6.744	13:03:13.198

Timekeeper:

Race Director:

Weather / Track: Cloudy / Dry

Results at www.sportstimingservices.co





Thundersport GB - Rounds 7 and 8

Aprilia Superteens

Cadwell Park 2.173 Miles

Race 3

29/05/2011 13:00

Race started at 13:00:58



Lap	Lap Tm	Diff	Time of Day
2	2:04.260	+2.708	13:05:17.458
3	2:01.750	+0.198	13:07:19.208
4	2:01.913	+0.361	13:09:21.121
5	2:03.116	+1.564	13:11:24.237
6	2:01.952	+0.400	13:13:26.189
7	2:01.552		13:15:27.741
8	2:01.590	+0.038	13:17:29.331

(212) Russell Brown

1	2:06.779	+3.662	13:03:10.783
2	2:04.573	+1.456	13:05:15.356
3	2:03.815	+0.698	13:07:19.171
4	2:04.260	+1.143	13:09:23.431
5	2:03.869	+0.752	13:11:27.300
6	2:03.117		13:13:30.417
7	2:03.446	+0.329	13:15:33.863

(23) Josh Hill

1	2:07.048	+4.068	13:03:12.660
2	2:03.415	+0.435	13:05:16.075
3	2:04.425	+1.445	13:07:20.500
4	2:03.309	+0.329	13:09:23.809
5	2:02.980		13:11:26.789
6	2:03.754	+0.774	13:13:30.543
7	2:03.653	+0.673	13:15:34.196

(77) Ryan McAdam

1	2:10.823	+9.631	13:03:16.985
2	2:05.977	+4.785	13:05:22.962
3	2:04.202	+3.010	13:07:27.164
4	2:03.838	+2.646	13:09:31.002
5	2:03.495	+2.303	13:11:34.497
6	2:03.262	+2.070	13:13:37.759
7	2:01.192		13:15:38.951

(11) Joe Sheldon-Shaw

1	2:11.346	+6.025	13:03:17.145
2	2:07.399	+2.078	13:05:24.544
3	2:05.957	+0.636	13:07:30.501
4	2:08.118	+2.797	13:09:38.619
5	2:06.955	+1.634	13:11:45.574
6	2:08.503	+3.182	13:13:54.077
7	2:05.321		13:15:59.398

(97) James Howard

1	2:24.658	+5.298	13:03:31.344
2	2:22.597	+3.237	13:05:53.941
3	2:21.053	+1.693	13:08:14.994
4	2:22.126	+2.766	13:10:37.120
5	2:19.360		13:12:56.480
6	2:20.168	+0.808	13:15:16.648
7	2:24.540	+5.180	13:17:41.188

(17) Alastair Dayus

1	1:55.202	+6.411	13:02:56.546
2	1:49.222	+0.431	13:04:45.768
3	1:48.791		13:06:34.559

Timekeeper:

Race Director:

Weather / Track: Cloudy / Dry

Results at www.sportstimingservices.co





Thundersport GB - Rounds 7 and 8

Sorted on Laps

Aprilia Superteens

Cadwell Park 2.173 Miles

Race 11

29/05/2011 17:34

Race started at 17:34:44

Pos	No.	Name	Bike	CC	Laps	Total Tm	Diff	Best Tm	Best Speed	Avg. Speed
1	20	Tom Oliver	Aprilia	125	8	14:35.705		1:46.591	73.391	71.465
2	15	Ross Twyman	Aprilia	125	8	14:36.477	0.772	1:47.404	72.835	71.402
3	40	Joe Francis	Aprilia	125n	8	14:38.257	2.552	1:47.790	72.574	71.257
4	21	Max Symonds	Aprilia	125	8	14:38.618	2.913	1:48.347	72.201	71.228
5	75	Bradley Jones	Aprilia	125	8	14:38.818	3.113	1:48.466	72.122	71.212
6	17	Alastair Dayus	Aprilia	125	8	14:46.492	10.787	1:46.903	73.177	70.596
7	3	David Allingham	Aprilia	125n	8	14:50.862	15.157	1:49.930	71.162	70.249
8	9	Ben Luxton	Aprilia	125	8	14:51.082	15.377	1:49.389	71.514	70.232
9	34	Louis Dawson	Aprilia	125	8	15:04.322	28.617	1:51.481	70.172	69.204
10	42	Aaron Coupland	Aprilia	125	8	15:09.913	34.208	1:51.711	70.027	68.778
11	37	Clinton Carver	Aprilia	125	8	15:17.216	41.511	1:52.198	69.723	68.231
12	5	George Stanley	Aprilia	125n	8	15:17.864	42.159	1:52.295	69.663	68.183
13	41	Milo Ward	Aprilia	125n	8	15:17.875	42.170	1:52.568	69.494	68.182
14	26	Matthew Shillings	Aprilia	125	8	15:19.466	43.761	1:53.009	69.223	68.064
15	29	Rhys Hutchinson	Aprilia	125	8	15:32.703	56.998	1:54.850	68.113	67.098
16	22	Alex Baker	Aprilia	125n	8	15:46.036	1:10.331	1:55.284	67.857	66.152
17	194	Robyn Lindsay	Aprilia	125	8	16:11.160	1:35.455	1:59.505	65.460	64.441
18	99	Callum Grigor	Aprilia	125n	8	16:14.734	1:39.029	1:59.382	65.527	64.205
19	212	Russell Brown	Aprilia	125n	8	16:16.174	1:40.469	2:00.232	65.064	64.110
20	77	Ryan McAdam	Aprilia	125n	8	16:22.264	1:46.559	2:00.685	64.820	63.712
21	19	Charley Oakland	Aprilia	125	8	16:23.566	1:47.861	2:01.189	64.550	63.628
22	23	Josh Hill	Aprilia	125n	8	16:24.056	1:48.351	2:00.609	64.861	63.596
23	11	Joe Sheldon-Shaw	Aprilia	125n	7	14:41.229	1 Lap	2:03.592	63.295	62.140
DNF	38	Sam Smith	Aprilia	125n	6	12:13.938	DNF	2:00.295	65.030	63.952
DNF	61	Harry Coomber	Aprilia	125	4	7:34.579	DNF	1:50.580	70.743	68.835
DNF	97	James Howard	Aprilia	125n		7.093	DNF		-	-

Announcements

No.77 - LOW BATTERY - PLEASE CHARGE FOR TOMORROW

No.17 - 10 Second Penalty added - YELLOW FLAG INFRINGEMENT

Margin of Victory	Avg. Speed	Best Lap Tm	Best Speed	Best Lap by
0.772	71.465	1:46.591	73.391	20 - Tom Oliver

Timekeeper:

Race Director:

Weather / Track: Cloudy / Dry

Results at www.sportstimeservices.com





Thundersport GB - Rounds 7 and 8

Lapchart

Aprilia Superteens

Cadwell Park 2.173 Miles

Race 11

29/05/2011 17:34

Race started at 17:34:44

Competitors

Laps

	0	1	2	3	4	5	6	7	8	
Tom Oliver (20)	1	20	40	40	40	40	21	20	15	20
Bradley Jones (75)	2	75	20	20	20	20	75	17	17	15
Ross Twyman (15)	3	15	21	21	21	75	15	15	20	17
Max Symonds (21)	4	21	75	75	75	15	20	21	40	40
Joe Francis (40)	5	40	15	15	15	21	17	75	21	21
David Allingham (3)	6	3	9	17	17	17	40	40	75	75
Ben Luxton (9)	7	9	3	3	3	3	3	3	3	3
Alastair Dayus (17)	8	17	17	9	9	9	9	9	9	9
Matthew Shillings (26)	9	26	41	34	34	61	34	34	34	34
Milo Ward (41)	10	41	34	41	61	34	42	42	42	42
Louis Dawson (34)	11	34	42	42	41	42	41	41	37	37
Aaron Coupland (42)	12	42	26	61	42	41	37	37	41	5
Rhys Hutchinson (29)	13	29	61	26	37	37	5	5	5	41
Clinton Carver (37)	14	37	29	37	26	5	26	26	26	26
Harry Coomber (61)	15	61	37	29	5	26	29	29	29	29
George Stanley (5)	16	5	5	5	29	29	22	22	22	22
Alex Baker (22)	17	22	22	22	22	22	194	194	194	194
Robyn Lindsay (194)	18	194	194	194	194	194	38	38	212	99
Russell Brown (212)	19	212	212	212	212	38	212	212	99	212
Ryan McAdam (77)	20	77	19	19	38	212	99	99	77	77
Callum Grigor (99)	21	99	99	38	19	23	23	19	19	19
Charley Oakland (19)	22	19	38	23	23	19	19	77	23	23
Sam Smith (38)	23	38	77	99	99	99	77	23	11	
Joe Sheldon-Shaw (11)	24	11	23	77	77	77	11	11		
Josh Hill (23)	25	23	11	11	11	11				
James Howard (97)	26	97								

Timekeeper:

Race Director:

Weather / Track: Cloudy / Dry

Results at www.sportstimingservices.co

Printed: 29/05/2011 17:57:42





Thundersport GB - Rounds 7 and 8

Aprilia Superteens

Cadwell Park 2.173 Miles

Race 11

29/05/2011 17:34

Race started at 17:34:44

Lap	Lap Tm	Diff	Time of Day
<u>(20) Tom Oliver</u>			
1	1:54.212	+7.621	17:36:40.236
2	1:49.248	+2.657	17:38:29.484
3	1:49.180	+2.589	17:40:18.664
4	1:48.715	+2.124	17:42:07.379
5	1:50.298	+3.707	17:43:57.677
6	1:46.591		17:45:44.268
7	1:48.715	+2.124	17:47:32.983
8	1:47.429	+0.838	17:49:20.412

Lap	Lap Tm	Diff	Time of Day
<u>(15) Ross Twyman</u>			
1	1:54.870	+7.466	17:36:41.132
2	1:49.231	+1.827	17:38:30.363
3	1:48.899	+1.495	17:40:19.262
4	1:48.450	+1.046	17:42:07.712
5	1:49.649	+2.245	17:43:57.361
6	1:47.404		17:45:44.765
7	1:47.844	+0.440	17:47:32.609
8	1:48.575	+1.171	17:49:21.184

Lap	Lap Tm	Diff	Time of Day
<u>(40) Joe Francis</u>			
1	1:53.092	+5.302	17:36:40.164
2	1:49.170	+1.380	17:38:29.334
3	1:49.246	+1.456	17:40:18.580
4	1:48.690	+0.900	17:42:07.270
5	1:50.704	+2.914	17:43:57.974
6	1:48.344	+0.554	17:45:46.318
7	1:47.790		17:47:34.108
8	1:48.856	+1.066	17:49:22.964

Lap	Lap Tm	Diff	Time of Day
<u>(21) Max Symonds</u>			
1	1:53.768	+5.421	17:36:40.595
2	1:49.311	+0.964	17:38:29.906
3	1:48.928	+0.581	17:40:18.834
4	1:49.332	+0.985	17:42:08.166
5	1:48.347		17:43:56.513
6	1:49.266	+0.919	17:45:45.779
7	1:48.824	+0.477	17:47:34.603
8	1:48.722	+0.375	17:49:23.325

Lap	Lap Tm	Diff	Time of Day
<u>(75) Bradley Jones</u>			
1	1:54.757	+6.291	17:36:40.945
2	1:49.297	+0.831	17:38:30.242
3	1:48.957	+0.491	17:40:19.199
4	1:48.466		17:42:07.665
5	1:49.271	+0.805	17:43:56.936
6	1:49.351	+0.885	17:45:46.287
7	1:48.619	+0.153	17:47:34.906
8	1:48.619	+0.153	17:49:23.525

Lap	Lap Tm	Diff	Time of Day
<u>(17) Alastair Dayus</u>			
1	1:56.009	+9.106	17:36:43.401
2	1:49.359	+2.456	17:38:32.760
3	1:48.572	+1.669	17:40:21.332
4	1:47.615	+0.712	17:42:08.947
5	1:48.815	+1.912	17:43:57.762
6	1:46.903		17:45:44.665
7	1:48.132	+1.229	17:47:32.797
8	1:48.402	+1.499	17:49:21.199

Lap	Lap Tm	Diff	Time of Day
<u>(3) David Allingham</u>			
1	1:56.040	+6.110	17:36:43.351
2	1:49.930		17:38:33.281
3	1:50.597	+0.667	17:40:23.878
4	1:50.328	+0.398	17:42:14.206
5	1:50.815	+0.885	17:44:05.021
6	1:50.188	+0.258	17:45:55.209
7	1:50.284	+0.354	17:47:45.493
8	1:50.076	+0.146	17:49:35.569

Lap	Lap Tm	Diff	Time of Day
<u>(9) Ben Luxton</u>			
1	1:55.734	+6.345	17:36:43.096
2	1:51.710	+2.321	17:38:34.806
3	1:50.624	+1.235	17:40:25.430
4	1:50.681	+1.292	17:42:16.111
5	1:50.045	+0.656	17:44:06.156
6	1:50.034	+0.645	17:45:56.190
7	1:50.210	+0.821	17:47:46.400
8	1:49.389		17:49:35.789

Lap	Lap Tm	Diff	Time of Day
<u>(34) Louis Dawson</u>			
1	1:56.266	+4.785	17:36:44.465
2	1:51.598	+0.117	17:38:36.063
3	1:51.726	+0.245	17:40:27.789
4	1:51.553	+0.072	17:42:19.342
5	1:51.723	+0.242	17:44:11.065
6	1:52.455	+0.974	17:46:03.520
7	1:51.481		17:47:55.001
8	1:54.028	+2.547	17:49:49.029

Lap	Lap Tm	Diff	Time of Day
<u>(42) Aaron Coupland</u>			
1	1:56.678	+4.967	17:36:44.973
2	1:52.423	+0.712	17:38:37.396
3	1:53.099	+1.388	17:40:30.495
4	1:51.711		17:42:22.206
5	1:52.723	+1.012	17:44:14.929
6	1:52.371	+0.660	17:46:07.300
7	1:53.512	+1.801	17:48:00.812
8	1:53.808	+2.097	17:49:54.620

Lap	Lap Tm	Diff	Time of Day
<u>(37) Clinton Carver</u>			
1	1:59.062	+6.864	17:36:47.855
2	1:52.955	+0.757	17:38:40.810
3	1:54.118	+1.920	17:40:34.928
4	1:53.617	+1.419	17:42:28.545
5	1:53.675	+1.477	17:44:22.220
6	1:52.198		17:46:14.418
7	1:54.073	+1.875	17:48:08.491
8	1:53.432	+1.234	17:50:01.923

Lap	Lap Tm	Diff	Time of Day
<u>(5) George Stanley</u>			
1	2:00.981	+6.886	17:36:49.923
2	1:54.156	+1.861	17:38:44.079
3	1:52.723	+0.428	17:40:36.802
4	1:52.295		17:42:29.097
5	1:53.744	+1.449	17:44:22.841
6	1:52.781	+0.486	17:46:15.622
7	1:53.792	+1.497	17:48:09.414
8	1:53.157	+0.862	17:50:02.571

Lap	Lap Tm	Diff	Time of Day
<u>(41) Milo Ward</u>			

Lap	Lap Tm	Diff	Time of Day
1	1:56.313	+3.745	17:36:44.439
2	1:52.568		17:38:37.007
3	1:53.251	+0.683	17:40:30.258
4	1:53.622	+1.054	17:42:23.880
5	1:55.825	+3.257	17:44:19.705
6	1:54.571	+2.003	17:46:14.276
7	1:54.288	+1.720	17:48:08.564
8	1:54.018	+1.450	17:50:02.582

Lap	Lap Tm	Diff	Time of Day
<u>(26) Matthew Shillings</u>			
1	1:59.008	+5.999	17:36:46.985
2	1:53.816	+0.807	17:38:40.801
3	1:54.924	+1.915	17:40:35.725
4	1:54.096	+1.087	17:42:29.821
5	1:53.728	+0.719	17:44:23.549
6	1:53.009		17:46:16.558
7	1:53.660	+0.651	17:48:10.218
8	1:53.955	+0.946	17:50:04.173

Lap	Lap Tm	Diff	Time of Day
<u>(29) Rhys Hutchinson</u>			
1	1:59.299	+4.449	17:36:47.641
2	1:55.461	+0.611	17:38:43.102
3	1:54.850		17:40:37.952
4	1:55.361	+0.511	17:42:33.313
5	1:55.670	+0.820	17:44:28.983
6	1:56.230	+1.380	17:46:25.213
7	1:55.912	+1.062	17:48:21.125
8	1:56.285	+1.435	17:50:17.410

Lap	Lap Tm	Diff	Time of Day
<u>(22) Alex Baker</u>			
1	2:01.190	+5.906	17:36:50.299
2	1:55.284		17:38:45.583
3	1:55.463	+0.179	17:40:41.046
4	1:55.559	+0.275	17:42:36.605
5	1:57.438	+2.154	17:44:34.043
6	1:58.305	+3.021	17:46:32.348
7	1:58.805	+3.521	17:48:31.153
8	1:59.590	+4.306	17:50:30.743

Lap	Lap Tm	Diff	Time of Day
<u>(194) Robyn Lindsay</u>			
1	2:02.335	+2.830	17:36:51.516
2	1:59.505		17:38:51.021
3	2:00.277	+0.772	17:40:51.298
4	2:00.550	+1.045	17:42:51.848
5	2:00.825	+1.320	17:44:52.673
6	2:01.480	+1.975	17:46:54.153
7	2:00.282	+0.777	17:48:54.435
8	2:01.432	+1.927	17:50:55.867

Lap	Lap Tm	Diff	Time of Day
<u>(99) Callum Grigor</u>			
1	2:05.290	+5.908	17:36:55.066
2	2:02.810	+3.428	17:38:57.876
3	2:01.139	+1.757	17:40:59.015
4	2:01.499	+2.117	17:43:00.514
5	2:00.647	+1.265	17:45:01.161
6	1:59.382		17:47:00.543
7	1:59.472	+0.090	17:49:00.015
8	1:59.426	+0.044	17:50:59.441

Lap	Lap Tm	Diff	Time of Day
<u>(212) Russell Brown</u>			
1	2:04.191	+3.959	17:36:53.896

Timekeeper:

Race Director:

Weather / Track: Cloudy / Dry

Results at www.sportstimingservices.co





Thundersport GB - Rounds 7 and 8

Aprilia Superteens

Cadwell Park 2.173 Miles

Race 11

29/05/2011 17:34

Race started at 17:34:44



Lap	Lap Tm	Diff	Time of Day
2	2:01.679	+1.447	17:38:55.575
3	2:01.432	+1.200	17:40:57.007
4	2:01.635	+1.403	17:42:58.642
5	2:00.232		17:44:58.874
6	2:00.359	+0.127	17:46:59.233
7	2:00.371	+0.139	17:48:59.604
8	2:01.277	+1.045	17:51:00.881

(77) Ryan McAdam

1	2:06.586	+5.901	17:36:56.341
2	2:02.020	+1.335	17:38:58.361
3	2:00.685		17:40:59.046
4	2:01.592	+0.907	17:43:00.638
5	2:02.337	+1.652	17:45:02.975
6	2:01.642	+0.957	17:47:04.617
7	2:01.060	+0.375	17:49:05.677
8	2:01.294	+0.609	17:51:06.971

(19) Charley Oakland

1	2:04.778	+3.589	17:36:54.832
2	2:01.347	+0.158	17:38:56.179
3	2:01.844	+0.655	17:40:58.023
4	2:02.052	+0.863	17:43:00.075
5	2:02.623	+1.434	17:45:02.698
6	2:01.419	+0.230	17:47:04.117
7	2:02.967	+1.778	17:49:07.084
8	2:01.189		17:51:08.273

(23) Josh Hill

1	2:05.821	+5.212	17:36:56.955
2	2:00.609		17:38:57.564
3	2:00.742	+0.133	17:40:58.306
4	2:01.457	+0.848	17:42:59.763
5	2:02.368	+1.759	17:45:02.131
6	2:02.719	+2.110	17:47:04.850
7	2:02.512	+1.903	17:49:07.362
8	2:01.401	+0.792	17:51:08.763

(11) Joe Sheldon-Shaw

1	2:07.815	+4.223	17:36:58.447
2	2:04.431	+0.839	17:39:02.878
3	2:04.593	+1.001	17:41:07.471
4	2:03.592		17:43:11.063
5	2:05.076	+1.484	17:45:16.139
6	2:04.080	+0.488	17:47:20.219
7	2:05.717	+2.125	17:49:25.936

(38) Sam Smith

1	2:05.102	+4.807	17:36:55.661
2	2:00.632	+0.337	17:38:56.293
3	2:00.770	+0.475	17:40:57.063
4	2:00.295		17:42:57.358
5	2:00.764	+0.469	17:44:58.122
6	2:00.523	+0.228	17:46:58.645

(61) Harry Coomber

1	1:58.232	+7.652	17:36:47.066
2	1:50.793	+0.213	17:38:37.859
3	1:50.847	+0.267	17:40:28.706
4	1:50.580		17:42:19.286

Timekeeper:

Race Director:

Weather / Track: Cloudy / Dry

Results at www.sportstimingservices.co





Thundersport GB - Rounds 7 and 8

Sorted on Best Lap time

Sunday Warm Up

Cadwell Park 2.173 Miles

Aprilia Superteens & GP3

30/05/2011 09:44

Practice started at 9:44:53

Pos	No.	Name	Bike	CC	Best Tm	Best Speed	Diff	In Lap	2nd Best
1	15	Ross Twyman	Aprilia	125	1:59.511	65.457		3	2:00.009
2	75	Bradley Jones	Aprilia	125	1:59.819	65.288	0.308	4	2:00.156
3	90	Aaron Hay	Suzuki	450-GP3	1:59.893	65.248	0.382	4	2:01.834
4	21	Max Symonds	Aprilia	125	2:00.144	65.112	0.633	4	2:00.580
5	3	David Allingham	Aprilia	125n	2:01.222	64.533	1.711	5	2:03.049
6	34	Louis Dawson	Aprilia	125	2:02.639	63.787	3.128	4	2:03.372
7	37*	Scott Dootson	Honda	125-GP3	2:02.656	63.778	3.145	4	2:04.886
8	42	Aaron Coupland	Aprilia	125	2:03.279	63.456	3.768	4	2:04.360
9	20	Tom Oliver	Aprilia	125	2:03.488	63.349	3.977	3	2:11.728
10	26	Matthew Shillings	Aprilia	125	2:04.343	62.913	4.832	5	2:04.485
11	9	Ben Luxton	Aprilia	125	2:04.346	62.912	4.835	4	2:04.930
12	17	Alastair Dayus	Aprilia	125	2:04.560	62.803	5.049	3	2:05.350
13	5	George Stanley	Aprilia	125n	2:06.719	61.733	7.208	4	2:06.740
14	29	Rhys Hutchinson	Aprilia	125	2:07.109	61.544	7.598	4	2:10.528
15	37	Clinton Carver	Aprilia	125	2:07.152	61.523	7.641	4	2:08.478
16	61	Harry Coomber	Aprilia	125	2:07.642	61.287	8.131	1	2:51.616
17	41	Milo Ward	Aprilia	125n	2:08.486	60.884	8.975	4	2:09.748
18	77	Ryan McAdam	Aprilia	125n	2:10.172	60.096	10.661	4	2:11.749
19	212	Russell Brown	Aprilia	125n	2:12.453	59.061	12.942	4	2:13.831
20	22	Alex Baker	Aprilia	125n	2:13.152	58.751	13.641	4	2:16.731
21	194	Robyn Lindsay	Aprilia	125	2:13.403	58.640	13.892	2	2:14.410
22	23	Josh Hill	Aprilia	125n	2:14.591	58.123	15.080	4	2:16.308
23	11	Joe Sheldon-Shaw	Aprilia	125n	2:14.841	58.015	15.330	4	2:16.913
24	38	Sam Smith	Aprilia	125n	2:15.078	57.913	15.567	4	2:16.827
25	97	James Howard	Aprilia	125n	2:31.682	51.574	32.171	3	2:33.622
26	40	Joe Francis	Aprilia	125n	6:03.735	21.507	4:04.224	2	

Announcements

No.77 and 5 -LOW BATTERY - PLEASE CHARGE TRANSPONDER FOR RACES

No.20 - PLEASE PUT TRANSPONDER ON FOR RACES

Timekeeper:

Race Director:

Weather / Track: Rain / Wet

Results at www.sportstimingservices.co





Thundersport GB - Rounds 7 and 8

Sorted on Laps

Aprilia Superteens

Cadwell Park 2.173 Miles

Race 4

30/05/2011 12:01

Race started at 12:01:23

Pos	No.	Name	Bike	CC	Laps	Total Tm	Diff	Best Tm	Best Speed	Avg. Speed
1	15	Ross Twyman	Aprilia	125	9	17:26.586		1:54.062	68.584	67.271
2	75	Bradley Jones	Aprilia	125	9	17:30.027	3.441	1:54.600	68.262	67.051
3	20	Tom Oliver	Aprilia	125	9	17:30.375	3.789	1:54.738	68.180	67.029
4	40	Joe Francis	Aprilia	125n	9	17:30.565	3.979	1:53.465	68.945	67.016
5	21	Max Symonds	Aprilia	125	9	17:33.102	6.516	1:54.223	68.487	66.855
6	9	Ben Luxton	Aprilia	125	9	17:35.750	9.164	1:53.980	68.633	66.687
7	3	David Allingham	Aprilia	125n	9	17:49.845	23.259	1:57.142	66.780	65.809
8	61	Harry Coomber	Aprilia	125	9	17:50.086	23.500	1:55.564	67.692	65.794
9	34	Louis Dawson	Aprilia	125	9	18:01.414	34.828	1:58.028	66.279	65.105
10	26	Matthew Shillings	Aprilia	125	9	18:05.741	39.155	1:57.235	66.728	64.845
11	41	Milo Ward	Aprilia	125n	9	18:22.024	55.438	1:59.998	65.191	63.887
12	5	George Stanley	Aprilia	125n	9	18:37.870	1:11.284	2:01.915	64.166	62.982
13	42	Aaron Coupland	Aprilia	125	9	18:59.505	1:32.919	2:00.784	64.767	61.786
14	22	Alex Baker	Aprilia	125n	9	19:09.356	1:42.770	2:06.004	62.084	61.256
15	38	Sam Smith	Aprilia	125n	9	19:19.372	1:52.786	2:03.600	63.291	60.727
16	194	Robyn Lindsay	Aprilia	125	9	19:22.450	1:55.864	2:06.422	61.878	60.566
17	11	Joe Sheldon-Shaw	Aprilia	125n	8	17:36.092	1 Lap	2:07.151	61.524	59.258
18	212	Russell Brown	Aprilia	125n	8	17:40.192	1 Lap	2:09.229	60.534	59.029
19	23	Josh Hill	Aprilia	125n	8	18:22.762	1 Lap	2:12.923	58.852	56.751
20	97	James Howard	Aprilia	125n	7	17:42.956	2 Laps	2:26.541	53.383	51.516
DNF	37	Clinton Carver	Aprilia	125	3	6:12.456	DNF	1:59.209	65.623	63.010
DNF	29	Rhys Hutchinson	Aprilia	125	2	4:25.367	DNF	2:07.345	61.430	58.958
DNF	77	Ryan McAdam	Aprilia	125n	2	4:25.675	DNF	2:08.157	61.041	58.890
DNF	19	Charley Oakland	Aprilia	125	1	2:24.531	DNF	2:18.474	56.493	54.125
DNF	17	Alastair Dayus	Aprilia	125		2.543	DNF		-	-

Margin of Victory	Avg. Speed	Best Lap Tm	Best Speed	Best Lap by
3.441	67.271	1:53.465	68.945	40 - Joe Francis

Timekeeper:

Race Director:

Weather / Track: Rain / Wet

Results at www.sportstiming.com





Thundersport GB - Rounds 7 and 8

Lapchart

Aprilia Superteens

Cadwell Park 2.173 Miles

Race 4

30/05/2011 12:01

Race started at 12:01:23

Competitors

Laps

	0	1	2	3	4	5	6	7	8	9	
Tom Oliver (20)	1	20	75	15	75	75	75	15	15	15	15
Bradley Jones (75)	2	75	15	75	15	15	15	75	75	75	75
Ross Twyman (15)	3	15	20	20	20	20	20	20	20	20	20
Max Symonds (21)	4	21	21	21	21	21	40	40	21	40	40
Alastair Dayus (17)	5	17	9	9	9	40	21	21	40	21	21
Joe Francis (40)	6	40	3	40	40	9	9	9	9	9	9
David Allingham (3)	7	3	40	3	3	3	3	3	3	3	3
Ben Luxton (9)	8	9	34	34	34	34	61	61	61	61	61
Matthew Shillings (26)	9	26	41	61	37	61	34	34	34	34	34
Milo Ward (41)	10	41	61	37	26	26	26	26	26	26	26
Louis Dawson (34)	11	34	26	26	61	41	41	41	41	41	41
Clinton Carver (37)	12	37	37	41	41	5	5	5	5	5	5
Rhys Hutchinson (29)	13	29	5	5	5	22	22	22	42	42	42
George Stanley (5)	14	5	194	22	22	194	42	42	22	22	22
Harry Coomber (61)	15	61	22	29	194	42	194	194	194	38	38
Robyn Lindsay (194)	16	194	77	77	38	38	38	38	38	194	194
Alex Baker (22)	17	22	29	194	212	212	212	212	11	11	11
Ryan McAdam (77)	18	77	212	212	42	11	11	11	212	212	212
Russell Brown (212)	19	212	19	38	11	23	23	23	23	23	23
Josh Hill (23)	20	23	38	11	23	97	97	97	97	97	97
Charley Oakland (19)	21	19	11	42	97						
Joe Sheldon-Shaw (11)	22	11	23	23							
Sam Smith (38)	23	38	42	97							
James Howard (97)	24	97	97								
Aaron Coupland (42)	25	42									

Timekeeper:

Race Director:

Weather / Track: Rain / Wet

Results at www.sportstimingservices.co

Printed: 30/05/2011 12:34:00





Thundersport GB - Rounds 7 and 8

Aprilia Superteens

Cadwell Park 2.173 Miles

Race 4

30/05/2011 12:01

Race started at 12:01:23

Lap	Lap Tm	Diff	Time of Day
<u>(15) Ross Twyman</u>			
1	2:01.925	+7.863	12:03:27.093
2	1:56.141	+2.079	12:05:23.234
3	1:56.505	+2.443	12:07:19.739
4	1:56.186	+2.124	12:09:15.925
5	1:56.624	+2.562	12:11:12.549
6	1:54.062		12:13:06.611
7	1:54.603	+0.541	12:15:01.214
8	1:54.462	+0.400	12:16:55.676
9	1:54.364	+0.302	12:18:50.040
<u>(75) Bradley Jones</u>			
1	2:02.002	+7.402	12:03:27.039
2	1:56.706	+2.106	12:05:23.745
3	1:55.922	+1.322	12:07:19.667
4	1:56.135	+1.535	12:09:15.802
5	1:56.494	+1.894	12:11:12.296
6	1:55.115	+0.515	12:13:07.411
7	1:55.598	+0.998	12:15:03.009
8	1:54.600		12:16:57.609
9	1:55.872	+1.272	12:18:53.481
<u>(20) Tom Oliver</u>			
1	2:02.432	+7.694	12:03:27.349
2	1:56.474	+1.736	12:05:23.823
3	1:56.693	+1.955	12:07:20.516
4	1:55.557	+0.819	12:09:16.073
5	1:56.691	+1.953	12:11:12.764
6	1:54.876	+0.138	12:13:07.640
7	1:55.562	+0.824	12:15:03.202
8	1:54.738		12:16:57.940
9	1:55.889	+1.151	12:18:53.829
<u>(40) Joe Francis</u>			
1	2:04.650	+11.185	12:03:30.905
2	1:58.134	+4.669	12:05:29.039
3	1:55.701	+2.236	12:07:24.740
4	1:55.689	+2.224	12:09:20.429
5	1:55.386	+1.921	12:11:15.815
6	1:55.336	+1.871	12:13:11.151
7	1:55.702	+2.237	12:15:06.853
8	1:53.701	+0.236	12:17:00.554
9	1:53.465		12:18:54.019
<u>(21) Max Symonds</u>			
1	2:02.943	+8.720	12:03:28.672
2	1:57.589	+3.366	12:05:26.261
3	1:56.750	+2.527	12:07:23.011
4	1:57.049	+2.826	12:09:20.060
5	1:55.764	+1.541	12:11:15.824
6	1:55.424	+1.201	12:13:11.248
7	1:55.499	+1.276	12:15:06.747
8	1:54.223		12:17:00.970
9	1:55.586	+1.363	12:18:56.556
<u>(9) Ben Luxton</u>			
1	2:03.274	+9.294	12:03:29.587
2	1:57.910	+3.930	12:05:27.497
3	1:56.642	+2.662	12:07:24.139
4	1:56.741	+2.761	12:09:20.880

Lap	Lap Tm	Diff	Time of Day
5	1:55.769	+1.789	12:11:16.649
6	1:55.692	+1.712	12:13:12.341
7	1:55.002	+1.022	12:15:07.343
8	1:53.980		12:17:01.323
9	1:57.881	+3.901	12:18:59.204
<u>(3) David Allingham</u>			
1	2:04.240	+7.098	12:03:30.499
2	1:58.854	+1.712	12:05:29.353
3	1:57.152	+0.010	12:07:26.505
4	1:57.504	+0.362	12:09:24.009
5	1:57.142		12:11:21.151
6	1:57.508	+0.366	12:13:18.659
7	1:58.470	+1.328	12:15:17.129
8	1:58.233	+1.091	12:17:15.362
9	1:57.937	+0.795	12:19:13.299
<u>(61) Harry Coomber</u>			
1	2:08.214	+12.650	12:03:36.095
2	2:00.554	+4.990	12:05:36.649
3	2:00.012	+4.448	12:07:36.661
4	1:56.397	+0.833	12:09:33.058
5	1:57.190	+1.626	12:11:30.248
6	1:55.564		12:13:25.812
7	1:55.896	+0.332	12:15:21.708
8	1:56.046	+0.482	12:17:17.754
9	1:55.786	+0.222	12:19:13.540
<u>(34) Louis Dawson</u>			
1	2:04.099	+6.071	12:03:31.180
2	2:01.686	+3.658	12:05:32.866
3	2:00.151	+2.123	12:07:33.017
4	1:59.862	+1.834	12:09:32.879
5	1:58.604	+0.576	12:11:31.483
6	1:58.028		12:13:29.511
7	1:58.535	+0.507	12:15:28.046
8	1:58.477	+0.449	12:17:26.523
9	1:58.345	+0.317	12:19:24.868
<u>(26) Matthew Shillings</u>			
1	2:09.585	+12.350	12:03:36.334
2	2:00.524	+3.289	12:05:36.858
3	1:59.717	+2.482	12:07:36.575
4	1:57.235		12:09:33.810
5	1:59.899	+2.664	12:11:33.709
6	1:59.588	+2.353	12:13:33.297
7	1:58.315	+1.080	12:15:31.612
8	1:58.616	+1.381	12:17:30.228
9	1:58.967	+1.732	12:19:29.195
<u>(41) Milo Ward</u>			
1	2:08.280	+8.282	12:03:35.270
2	2:03.402	+3.404	12:05:38.672
3	2:01.431	+1.433	12:07:40.103
4	2:00.616	+0.618	12:09:40.719
5	2:00.705	+0.707	12:11:41.424
6	1:59.998		12:13:41.422
7	2:00.933	+0.935	12:15:42.355
8	2:01.144	+1.146	12:17:43.499
9	2:01.979	+1.981	12:19:45.478

Lap	Lap Tm	Diff	Time of Day
<u>(5) George Stanley</u>			
1	2:09.510	+7.595	12:03:37.164
2	2:03.160	+1.245	12:05:40.324
3	2:03.336	+1.421	12:07:43.660
4	2:04.119	+2.204	12:09:47.779
5	2:02.755	+0.840	12:11:50.534
6	2:03.090	+1.175	12:13:53.624
7	2:01.915		12:15:55.539
8	2:02.351	+0.436	12:17:57.890
9	2:03.434	+1.519	12:20:01.324
<u>(42) Aaron Coupland</u>			
1	2:11.017	+10.233	12:04:07.477
2	2:01.526	+0.742	12:06:09.003
3	2:02.828	+2.044	12:08:11.831
4	2:01.814	+1.030	12:10:13.645
5	2:02.340	+1.556	12:12:15.985
6	2:00.784		12:14:16.769
7	2:01.034	+0.250	12:16:17.803
8	2:00.813	+0.029	12:18:18.616
9	2:04.343	+3.559	12:20:22.959
<u>(22) Alex Baker</u>			
1	2:12.510	+6.506	12:03:40.927
2	2:06.424	+0.420	12:05:47.351
3	2:06.122	+0.118	12:07:53.473
4	2:06.096	+0.092	12:09:59.569
5	2:06.004		12:12:05.573
6	2:06.826	+0.822	12:14:12.399
7	2:08.047	+2.043	12:16:20.446
8	2:06.282	+0.278	12:18:26.728
9	2:06.082	+0.078	12:20:32.810
<u>(38) Sam Smith</u>			
1	2:18.507	+14.907	12:03:48.063
2	2:10.743	+7.143	12:05:58.806
3	2:09.042	+5.442	12:08:07.848
4	2:09.492	+5.892	12:10:17.340
5	2:06.931	+3.331	12:12:24.271
6	2:05.204	+1.604	12:14:29.475
7	2:05.733	+2.133	12:16:35.208
8	2:04.018	+0.418	12:18:39.226
9	2:03.600		12:20:42.826
<u>(194) Robyn Lindsay</u>			
1	2:12.596	+6.174	12:03:40.726
2	2:08.859	+2.437	12:05:49.585
3	2:08.093	+1.671	12:07:57.678
4	2:09.873	+3.451	12:10:07.551
5	2:09.016	+2.594	12:12:16.567
6	2:07.277	+0.855	12:14:23.844
7	2:08.056	+1.634	12:16:31.900
8	2:07.582	+1.160	12:18:39.482
9	2:06.422		12:20:45.904
<u>(11) Joe Sheldon-Shaw</u>			
1	2:19.158	+12.007	12:03:48.689
2	2:13.833	+6.682	12:06:02.522
3	2:10.924	+3.773	12:08:13.446
4	2:09.164	+2.013	12:10:22.610
5	2:11.897	+4.746	12:12:34.507

Timekeeper:

Race Director:

Weather / Track: Rain / Wet

Results at www.sportstimingservices.co





Thundersport GB - Rounds 7 and 8

Aprilia Superteens

Cadwell Park 2.173 Miles

Race 4

30/05/2011 12:01

Race started at 12:01:23

Lap	Lap Tm	Diff	Time of Day
6	2:10.052	+2.901	12:14:44.559
7	2:07.151		12:16:51.710
8	2:07.836	+0.685	12:18:59.546

(212) Russell Brown

1	2:16.692	+7.463	12:03:45.645
2	2:13.054	+3.825	12:05:58.699
3	2:12.032	+2.803	12:08:10.731
4	2:11.032	+1.803	12:10:21.763
5	2:12.418	+3.189	12:12:34.181
6	2:10.061	+0.832	12:14:44.242
7	2:09.229		12:16:53.471
8	2:10.175	+0.946	12:19:03.646

(23) Josh Hill

1	2:22.076	+9.153	12:03:51.068
2	2:17.963	+5.040	12:06:09.031
3	2:20.458	+7.535	12:08:29.489
4	2:18.482	+5.559	12:10:47.971
5	2:16.495	+3.572	12:13:04.466
6	2:14.541	+1.618	12:15:19.007
7	2:12.923		12:17:31.930
8	2:14.286	+1.363	12:19:46.216

(97) James Howard

1	2:36.520	+9.979	12:04:07.667
2	2:33.527	+6.986	12:06:41.194
3	2:31.454	+4.913	12:09:12.648
4	2:28.975	+2.434	12:11:41.623
5	2:26.541		12:14:08.164
6	2:28.528	+1.987	12:16:36.692
7	2:29.718	+3.177	12:19:06.410

(37) Clinton Carver

1	2:09.033	+9.824	12:03:36.531
2	2:00.170	+0.961	12:05:36.701
3	1:59.209		12:07:35.910

(29) Rhys Hutchinson

1	2:13.947	+6.602	12:03:41.476
2	2:07.345		12:05:48.821

(77) Ryan McAdam

1	2:12.457	+4.300	12:03:40.972
2	2:08.157		12:05:49.129

(19) Charley Oakland

1	2:18.474		12:03:47.985
---	-----------------	--	--------------

Lap	Lap Tm	Diff	Time of Day
-----	--------	------	-------------

Lap	Lap Tm	Diff	Time of Day
-----	--------	------	-------------

Timekeeper:

Race Director:

Weather / Track: Rain / Wet

Results at www.sportstimingservices.co





Thundersport GB - Rounds 7 and 8

Sorted on Laps

Aprilia Superteens

Cadwell Park 2.173 Miles

Race 12

30/05/2011 15:58

Race started at 15:58:27

Pos	No.	Name	Bike	CC	Laps	Total Tm	Diff	Best Tm	Best Speed	Avg. Speed
1	15	Ross Twyman	Aprilia	125	7	13:26.748		1:53.352	69.013	67.877
2	20	Tom Oliver	Aprilia	125	7	13:27.962	1.214	1:53.930	68.663	67.775
3	3	David Allingham	Aprilia	125n	7	13:32.694	5.946	1:53.731	68.783	67.380
4	61	Harry Coomber	Aprilia	125	7	13:35.992	9.244	1:53.460	68.948	67.108
5	9	Ben Luxton	Aprilia	125	7	13:40.670	13.922	1:53.819	68.730	66.725
6	41	Milo Ward	Aprilia	125n	7	13:45.871	19.123	1:56.034	67.418	66.305
7	34	Louis Dawson	Aprilia	125	7	13:49.343	22.595	1:56.016	67.429	66.028
8	42	Aaron Coupland	Aprilia	125	7	14:02.218	35.470	1:58.244	66.158	65.018
9	26	Matthew Shillings	Aprilia	125	7	14:10.228	43.480	1:58.394	66.074	64.406
10	5	George Stanley	Aprilia	125n	7	14:26.062	59.314	1:58.198	66.184	63.228
11	37	Clinton Carver	Aprilia	125	7	14:27.315	1:00.567	1:59.389	65.524	63.137
12	22	Alex Baker	Aprilia	125n	7	14:42.398	1:15.650	2:02.559	63.829	62.058
13	194	Robyn Lindsay	Aprilia	125	7	14:48.285	1:21.537	2:03.605	63.289	61.646
14	212	Russell Brown	Aprilia	125n	7	14:52.447	1:25.699	2:04.759	62.703	61.359
15	77	Ryan McAdam	Aprilia	125n	7	14:56.775	1:30.027	2:05.173	62.496	61.063
16	11	Joe Sheldon-Shaw	Aprilia	125n	6	13:02.119	1 Lap	2:06.690	61.748	60.012
17	23	Josh Hill	Aprilia	125n	6	13:05.857	1 Lap	2:08.418	60.917	59.727
18	19	Charley Oakland	Aprilia	125	6	13:21.094	1 Lap	2:09.828	60.255	58.591
19	97	James Howard	Aprilia	125n	6	15:01.126	1 Lap	2:27.257	53.123	52.087

Not classified

DNF	75	Bradley Jones	Aprilia	125	7	13:25.453	DNF	1:53.546	68.895	67.986
DNF	38	Sam Smith	Aprilia	125n	6	12:31.106	DNF	2:02.075	64.082	62.490
DNF	29	Rhys Hutchinson	Aprilia	125	5	10:30.760	DNF	2:02.960	63.621	62.011
DNF	21	Max Symonds	Aprilia	125	4	7:42.974	DNF	1:53.340	69.021	67.587
DNF	17	Alastair Dayus	Aprilia	125	2	4:05.302	DNF	1:59.463	65.483	63.781
DNF	40	Joe Francis	Aprilia	125n		2.803	DNF		-	-

Announcements

No.9 - 10 Second Penalty added - YELLOW FLAG INFRINGEMENT

Margin of Victory	Avg. Speed	Best Lap Tm	Best Speed	Best Lap by
1.214	67.877	1:53.352	69.013	15 - Ross Twyman

Timekeeper:

Orbits

Race Director:

Weather / Track: Rain / Wet

Results at www.sportstimingsservices.com



Printed: 30/05/2011 16:18:52



Thundersport GB - Rounds 7 and 8

Lapchart

Aprilia Superteens

Cadwell Park 2.173 Miles

Race 12

30/05/2011 15:58

Race started at 15:58:27

Competitors

Laps

	0	1	2	3	4	5	6	7	
Tom Oliver (20)	1	20	75	75	21	21	75	75	75
Bradley Jones (75)	2	75	21	21	75	75	20	15	15
Ross Twyman (15)	3	15	20	20	20	20	15	20	20
Max Symonds (21)	4	21	15	15	15	15	9	9	9
Alastair Dayus (17)	5	17	9	9	9	9	3	3	3
Joe Francis (40)	6	40	3	3	3	3	61	61	61
Ben Luxton (9)	7	9	41	41	41	61	41	41	41
David Allingham (3)	8	3	17	61	61	41	34	34	34
Milo Ward (41)	9	41	34	17	34	34	42	42	42
Louis Dawson (34)	10	34	61	34	42	42	26	26	26
Matthew Shillings (26)	11	26	42	42	26	26	37	5	5
Aaron Coupland (42)	12	42	37	26	37	37	5	37	37
Rhys Hutchinson (29)	13	29	26	37	5	5	38	38	22
George Stanley (5)	14	5	5	5	29	29	29	22	194
Clinton Carver (37)	15	37	29	29	38	38	22	194	212
Harry Coomber (61)	16	61	22	22	22	22	194	212	77
Alex Baker (22)	17	22	212	38	212	212	212	77	
Robyn Lindsay (194)	18	194	38	212	194	194	77	11	
Russell Brown (212)	19	212	194	194	77	77	11	23	
Ryan McAdam (77)	20	77	77	77	23	23	23	19	
Sam Smith (38)	21	38	23	23	11	11	19	97	
Josh Hill (23)	22	23	11	11	19	19	97		
Joe Sheldon-Shaw (11)	23	11	19	19	97	97			
Charley Oakland (19)	24	19	97	97					
James Howard (97)	25	97							

Timekeeper:

Race Director:

Weather / Track: Rain / Wet

Results at www.sportstimingservices.co

Printed: 30/05/2011 16:28:04





Thundersport GB - Rounds 7 and 8

Aprilia Superteens

Cadwell Park 2.173 Miles

Race 12

30/05/2011 15:58

Race started at 15:58:27

Lap	Lap Tm	Diff	Time of Day
(15) Ross Twyman			
1	2:00.752	+7.400	16:00:30.086
2	1:54.858	+1.506	16:02:24.944
3	1:54.023	+0.671	16:04:18.967
4	1:53.999	+0.647	16:06:12.966
5	1:54.517	+1.165	16:08:07.483
6	1:53.352		16:10:00.835
7	1:53.465	+0.113	16:11:54.300
(20) Tom Oliver			
1	2:00.846	+6.916	16:00:29.904
2	1:54.908	+0.978	16:02:24.812
3	1:54.050	+0.120	16:04:18.862
4	1:54.011	+0.081	16:06:12.873
5	1:54.526	+0.596	16:08:07.399
6	1:54.185	+0.255	16:10:01.584
7	1:53.930		16:11:55.514
(3) David Allingham			
1	2:01.578	+7.847	16:00:31.986
2	1:55.296	+1.565	16:02:27.282
3	1:55.244	+1.513	16:04:22.526
4	1:55.193	+1.462	16:06:17.719
5	1:54.741	+1.010	16:08:12.460
6	1:53.731		16:10:06.191
7	1:54.055	+0.324	16:12:00.246
(61) Harry Coomber			
1	2:01.828	+8.368	16:00:34.020
2	1:58.420	+4.960	16:02:32.440
3	1:55.005	+1.545	16:04:27.445
4	1:54.214	+0.754	16:06:21.659
5	1:54.685	+1.225	16:08:16.344
6	1:53.740	+0.280	16:10:10.084
7	1:53.460		16:12:03.544
(9) Ben Luxton			
1	2:00.160	+6.341	16:00:30.541
2	1:55.309	+1.490	16:02:25.850
3	1:54.550	+0.731	16:04:20.400
4	1:54.648	+0.829	16:06:15.048
5	1:55.245	+1.426	16:08:10.293
6	1:54.110	+0.291	16:10:04.403
7	1:53.819		16:11:58.222
(41) Milo Ward			
1	2:02.299	+6.265	16:00:33.300
2	1:57.068	+1.034	16:02:30.368
3	1:56.554	+0.520	16:04:26.922
4	1:56.206	+0.172	16:06:23.128
5	1:56.034		16:08:19.162
6	1:56.833	+0.799	16:10:15.995
7	1:57.428	+1.394	16:12:13.423
(34) Louis Dawson			
1	2:02.740	+6.724	16:00:33.772
2	1:59.359	+3.343	16:02:33.131
3	1:56.945	+0.929	16:04:30.076
4	1:56.727	+0.711	16:06:26.803
5	1:57.888	+1.872	16:08:24.691

Lap	Lap Tm	Diff	Time of Day
6	1:56.188	+0.172	16:10:20.879
7	1:56.016		16:12:16.895
(42) Aaron Coupland			
1	2:03.534	+5.290	16:00:34.957
2	1:58.536	+0.292	16:02:33.493
3	1:59.600	+1.356	16:04:33.093
4	1:58.860	+0.616	16:06:31.953
5	2:00.065	+1.821	16:08:32.018
6	1:59.508	+1.264	16:10:31.526
7	1:58.244		16:12:29.770
(26) Matthew Shillings			
1	2:08.402	+10.008	16:00:39.469
2	2:01.761	+3.367	16:02:41.230
3	1:59.927	+1.533	16:04:41.157
4	1:59.659	+1.265	16:06:40.816
5	1:59.319	+0.925	16:08:40.135
6	1:59.251	+0.857	16:10:39.386
7	1:58.394		16:12:37.780
(5) George Stanley			
1	2:08.349	+10.151	16:00:39.962
2	2:02.638	+4.440	16:02:42.600
3	2:01.180	+2.982	16:04:43.780
4	2:02.843	+4.645	16:06:46.623
5	2:03.198	+5.000	16:08:49.821
6	2:05.595	+7.397	16:10:55.416
7	1:58.198		16:12:53.614
(37) Clinton Carver			
1	2:06.990	+7.601	16:00:38.813
2	2:02.910	+3.521	16:02:41.723
3	2:01.306	+1.917	16:04:43.029
4	2:03.530	+4.141	16:06:46.559
5	2:03.167	+3.778	16:08:49.726
6	2:05.752	+6.363	16:10:55.478
7	1:59.389		16:12:54.867
(22) Alex Baker			
1	2:11.315	+8.756	16:00:43.609
2	2:05.592	+3.033	16:02:49.201
3	2:04.155	+1.596	16:04:53.356
4	2:02.559		16:06:55.915
5	2:03.275	+0.716	16:08:59.190
6	2:04.947	+2.388	16:11:04.137
7	2:05.813	+3.254	16:13:09.950
(194) Robyn Lindsay			
1	2:13.443	+9.838	16:00:45.835
2	2:05.894	+2.289	16:02:51.729
3	2:06.432	+2.827	16:04:58.161
4	2:05.877	+2.272	16:07:04.038
5	2:03.605		16:09:07.643
6	2:03.792	+0.187	16:11:11.435
7	2:04.402	+0.797	16:13:15.837
(212) Russell Brown			
1	2:11.642	+6.883	16:00:44.448
2	2:06.892	+2.133	16:02:51.340
3	2:06.246	+1.487	16:04:57.586

Lap	Lap Tm	Diff	Time of Day
4	2:06.100	+1.341	16:07:03.686
5	2:05.103	+0.344	16:09:08.789
6	2:04.759		16:11:13.548
7	2:06.451	+1.692	16:13:19.999
(77) Ryan McAdam			
1	2:14.227	+9.054	16:00:47.039
2	2:06.770	+1.597	16:02:53.809
3	2:06.535	+1.362	16:05:00.344
4	2:05.897	+0.724	16:07:06.241
5	2:05.423	+0.250	16:09:11.664
6	2:05.173		16:11:16.837
7	2:07.490	+2.317	16:13:24.327
(11) Joe Sheldon-Shaw			
1	2:14.508	+7.818	16:00:48.153
2	2:09.558	+2.868	16:02:57.711
3	2:09.633	+2.943	16:05:07.344
4	2:08.941	+2.251	16:07:16.285
5	2:06.696	+0.006	16:09:22.981
6	2:06.690		16:11:29.671
(23) Josh Hill			
1	2:14.364	+5.946	16:00:47.529
2	2:09.615	+1.197	16:02:57.144
3	2:09.950	+1.532	16:05:07.094
4	2:08.748	+0.330	16:07:15.842
5	2:09.149	+0.731	16:09:24.991
6	2:08.418		16:11:33.409
(19) Charley Oakland			
1	2:16.736	+6.908	16:00:50.698
2	2:12.938	+3.110	16:03:03.636
3	2:13.265	+3.437	16:05:16.901
4	2:11.275	+1.447	16:07:28.176
5	2:10.642	+0.814	16:09:38.818
6	2:09.828		16:11:48.646
(97) James Howard			
1	2:31.169	+3.912	16:01:06.104
2	2:27.816	+0.559	16:03:33.920
3	2:27.257		16:06:01.177
4	2:29.883	+2.626	16:08:31.060
5	2:28.088	+0.831	16:10:59.148
6	2:29.530	+2.273	16:13:28.678
(75) Bradley Jones			
1	1:59.468	+5.922	16:00:28.595
2	1:54.687	+1.141	16:02:23.282
3	1:54.162	+0.616	16:04:17.444
4	1:53.546		16:06:10.990
5	1:53.898	+0.352	16:08:04.888
6	1:54.067	+0.521	16:09:58.955
7	1:54.050	+0.504	16:11:53.005
(38) Sam Smith			
1	2:12.053	+9.978	16:00:44.982
2	2:04.511	+2.436	16:02:49.493
3	2:02.075		16:04:51.568
4	2:02.143	+0.068	16:06:53.711
5	2:02.786	+0.711	16:08:56.497

Timekeeper:

Race Director:

Weather / Track: Rain / Wet

Results at www.sportstimingservices.co





Thundersport GB - Rounds 7 and 8

Aprilia Superteens

Cadwell Park 2.173 Miles

Race 12

30/05/2011 15:58

Race started at 15:58:27

Lap	Lap Tm	Diff	Time of Day
6	2:02.161	+0.086	16:10:58.658
(29) Rhys Hutchinson			
1	2:10.076	+7.116	16:00:41.582
2	2:02.960		16:02:44.542
3	2:03.115	+0.155	16:04:47.657
4	2:05.000	+2.040	16:06:52.657
5	2:05.655	+2.695	16:08:58.312
(21) Max Symonds			
1	1:59.369	+6.029	16:00:29.330
2	1:54.021	+0.681	16:02:23.351
3	1:53.835	+0.495	16:04:17.186
4	1:53.340		16:06:10.526
(17) Alastair Dayus			
1	2:03.196	+3.733	16:00:33.391
2	1:59.463		16:02:32.854

Lap Lap Tm Diff Time of Day

Lap Lap Tm Diff Time of Day

Timekeeper:

Race Director:

Weather / Track: Rain / Wet

Results at www.sportstimingservices.co

Printed: 30/05/2011 16:27:07





Thundersport GB - Rounds 7 and 8

Sorted on Best Lap time

Bridgestone Thundersport 500

Cadwell Park 2.173 Miles

Qualifying

29/05/2011 11:01

Practice started at 11:01:28

Pos	No.	Name	Bike	CC	Best Tm	Best Speed	Diff	In Lap	2nd Best
1	5	Darryl Harrison	Honda	500	1:45.765	73.964		8	1:45.944
2	61	Adam Shelton	Honda	500	1:47.056	73.072	1.291	8	1:47.227
3	12	Andy Lawson	Honda	500	1:47.317	72.894	1.552	4	1:47.854
4	83	Colin McCabe	Honda	500	1:47.687	72.644	1.922	4	1:47.731
5	9	Tom Harrison	Honda	500	1:48.503	72.098	2.738	6	1:49.023
6	155	Scott Campbell	Honda	500	1:48.583	72.044	2.818	9	1:49.746
7	32	Nick Clift	Honda	500	1:48.940	71.808	3.175	7	1:49.874
8	66	James Webster	Honda	500	1:49.036	71.745	3.271	5	1:49.188
9	33	Richard Blunt	Honda	500	1:49.331	71.552	3.566	6	1:49.856
10	21	Chris Pickersgill	Honda	500	1:49.799	71.247	4.034	10	1:49.933
11	50	Nick Mallinson	Honda	500	1:49.849	71.214	4.084	5	1:50.357
12	106	Joe Barton	Kawasaki	500	1:50.247	70.957	4.482	8	1:50.415
13	321	Chris Kingham	Honda	500	1:50.286	70.932	4.521	6	1:50.660
14	71	Dave Palfreman	Honda	500	1:50.825	70.587	5.060	5	1:51.061
15	14	Dominic Clegg	Honda	500	1:50.842	70.576	5.077	9	1:51.222
16	42	Christopher Spink	Honda	500	1:50.935	70.517	5.170	5	1:51.181
17	34	Adam Everson	Honda	500	1:51.624	70.082	5.859	3	1:51.624
18	18	David Jeff	Honda	500	1:51.761	69.996	5.996	11	1:52.062
19	82	Lewis Osler	Honda	500	1:51.927	69.892	6.162	4	1:56.111
20	47	Steve Kain	Honda	500	1:52.066	69.805	6.301	4	1:52.352
21	64	Adam Palfreman	Honda	500	1:52.264	69.682	6.499	7	1:53.284
22	24	Simon Matthews	Honda	500	1:52.411	69.591	6.646	9	1:52.759
23	23	Kyle Wilks	Honda	500	1:52.536	69.514	6.771	3	1:53.191
24	16	Craig Jeff	Honda	500	1:52.559	69.500	6.794	4	1:52.577
25	87	Chris Bazeley	Honda	500	1:53.211	69.099	7.446	9	1:54.225
26	93	Matthew Laws	Honda	500	1:53.498	68.925	7.733	8	1:53.963
27	194	Neil Schofield	Honda	500	1:53.673	68.818	7.908	8	1:53.832
28	57	Chris Poncia	Honda	500	1:53.880	68.693	8.115	10	1:54.472
29	58	Brian Spreadborough	Honda	500	1:54.040	68.597	8.275	6	1:54.519
30	59	Seth Curry	Honda	500	1:54.275	68.456	8.510	9	1:54.515
31	26	Matt Poncia	Honda	500	1:54.871	68.101	9.106	6	1:55.615
32	13	Mark Sewell	Honda	500	1:56.014	67.430	10.249	9	1:58.474
33	96	Robert Murphy	Honda	500	1:57.489	66.583	11.724	10	1:58.167
34	78	Graeme Marshall	Honda	500	1:58.628	65.944	12.863	10	1:58.753
35	20	David Beswick	Honda	500	2:01.014	64.644	15.249	9	2:01.690
36	43	Charlotte Morton	Honda	500	2:01.189	64.550	15.424	8	2:02.425
37	40	Steve Duffton	Honda	500	2:02.177	64.028	16.412	8	2:02.594
38	17	Daniel Beswick	Honda	500	2:02.181	64.026	16.416	9	2:02.870

Announcements

No.24 - Fastest Lap Invalidated - Yellow Flag Infringement

No.78 - Fastest Lap Invalidated - Yellow Flag Infringement

Timekeeper:

Race Director:

Weather / Track: Cloudy / Dry

Results at www.sportstimingservices.co





Thundersport GB - Rounds 7 and 8

Bridgestone Thundersport 500

Cadwell Park 2.173 Miles

Race 5 & 12 - Sunday, Race 6 & 14 Monday

29/05/2011

Race

POLE POSITION

3	2	1	1
12	61	5	2
6	5	4	3
155	9	83	4
9	8	7	5
33	66	32	6
12	11	10	7
106	50	21	8
15	14	13	9
14	71	321	10
18	17	16	11
18	34	42	12
21	20	19	
64	47	82	
24	23	22	
16	23	24	
27	26	25	
194	93	87	
30	29	28	
59	58	57	
33	32	31	
96	13	26	
36	35	34	
43	20	78	

Timekeeper:

Race Director:

Weather / Track:

Results at www.sportstimingservices.co





Thundersport GB - Rounds 7 and 8

Bridgestone Thundersport 500

Cadwell Park 2.173 Miles

Race 5 & 12 - Sunday, Race 6 & 14 Monday

29/05/2011 14:30

Race



38
17

37
40

13

Timekeeper:

Race Director:

Weather / Track:

Results at www.sportstimingservices.co

Printed: 29/05/2011 11:32:29





Thundersport GB - Rounds 7 and 8

Sorted on Laps

Bridgestone Thundersport 500

Cadwell Park 2.173 Miles

Race 5

29/05/2011 14:34

Race started at 14:34:16

Pos	No.	Name	Bike	CC	Laps	Total Tm	Diff	Best Tm	Best Speed	Avg. Speed
1	12	Andy Lawson	Honda	500	8	14:28.181		1:46.919	73.166	72.084
2	66	James Webster	Honda	500	8	14:35.052	6.871	1:47.762	72.593	71.518
3	83	Colin McCabe	Honda	500	8	14:38.278	10.097	1:48.357	72.195	71.256
4	21	Chris Pickersgill	Honda	500	8	14:42.370	14.189	1:48.352	72.198	70.925
5	106	Joe Barton	Kawasaki	500	8	14:42.456	14.275	1:48.737	71.942	70.918
6	14	Dominic Clegg	Honda	500	8	14:43.388	15.207	1:48.154	72.330	70.844
7	321	Chris Kingham	Honda	500	8	14:44.309	16.128	1:48.775	71.917	70.770
8	50	Nick Mallinson	Honda	500	8	14:49.333	21.152	1:48.932	71.814	70.370
9	34	Adam Everson	Honda	500	8	14:56.440	28.259	1:50.249	70.956	69.812
10	82	Lewis Osler	Honda	500	8	14:58.340	30.159	1:50.352	70.890	69.664
11	32	Nick Clift	Honda	500	8	15:00.805	32.624	1:50.221	70.974	69.474
12	64	Adam Palfreman	Honda	500	8	15:06.734	38.553	1:50.853	70.569	69.020
13	42	Christopher Spink	Honda	500	8	15:08.877	40.696	1:51.064	70.435	68.857
14	23	Kyle Wilks	Honda	500	8	15:09.023	40.842	1:51.696	70.037	68.846
15	18	David Jeff	Honda	500	8	15:10.990	42.809	1:52.228	69.705	68.697
16	47	Steve Kain	Honda	500	8	15:11.928	43.747	1:50.828	70.585	68.626
17	24	Simon Matthews	Honda	500	8	15:12.821	44.640	1:50.992	70.481	68.559
18	16	Craig Jeff	Honda	500	8	15:13.737	45.556	1:52.318	69.649	68.491
19	87	Chris Bazeley	Honda	500	8	15:14.159	45.978	1:51.111	70.405	68.459
20	93	Matthew Laws	Honda	500	8	15:14.198	46.017	1:51.592	70.102	68.456
21	194	Neil Schofield	Honda	500	8	15:16.140	47.959	1:52.274	69.676	68.311
22	57	Chris Poncia	Honda	500	8	15:17.659	49.478	1:52.203	69.720	68.198
23	59	Seth Curry	Honda	500	8	15:29.985	1:01.804	1:52.731	69.394	67.294
24	78	Graeme Marshall	Honda	500	8	15:38.973	1:10.792	1:54.592	68.267	66.650
25	13	Mark Sewell	Honda	500	8	15:39.074	1:10.893	1:53.885	68.690	66.643
26	26	Matt Poncia	Honda	500	8	15:40.683	1:12.502	1:54.195	68.504	66.529
27	58	Brian Spreadborough	Honda	500	8	15:45.928	1:17.747	1:53.681	68.814	66.160
28	96	Robert Murphy	Honda	500	8	16:01.899	1:33.718	1:57.889	66.357	65.061
29	20	David Beswick	Honda	500	8	16:17.571	1:49.390	2:00.003	65.188	64.018
30	40	Steve Dufton	Honda	500	8	16:24.302	1:56.121	1:59.749	65.327	63.580
31	17	Daniel Beswick	Honda	500	8	16:24.860	1:56.679	1:58.953	65.764	63.544
32	43	Charlotte Morton	Honda	500	7	14:45.893	1 Lap	2:04.235	62.968	61.813
DNF	71	Dave Palfreman	Honda	500	4	7:35.808	DNF	1:51.845	69.943	68.650
DNF	61	Adam Shelton	Honda	500	3	5:26.201	DNF	1:47.026	73.093	71.944
DNF	5	Darryl Harrison	Honda	500	3	5:26.675	DNF	1:47.082	73.054	71.840
DNF	155	Scott Campbell	Honda	500	2	3:47.777	DNF	1:52.687	69.421	68.688

Not classified

Announcements

No.58 - 10 Second Penalty added - YELLOW FLAG INFRINGEMENT

Margin of Victory	Avg. Speed	Best Lap Tm	Best Speed	Best Lap by
6.871	72.084	1:46.919	73.166	12 - Andy Lawson

Timekeeper:

Race Director:

Weather / Track: Cloudy / Dry

Results at www.sportstimeservices.com





Thundersport GB - Rounds 7 and 8

Sorted on Laps

Bridgestone Thundersport 500

Cadwell Park 2.173 Miles

Race 5

29/05/2011 14:34

Race started at 14:34:16

Pos	No.	Name	Bike	CC	Laps	Total Tm	Diff	Best Tm	Best Speed	Avg. Speed
DNF	33	Richard Blunt	Honda	500	7	12:59.302	DNF	1:49.519	71.429	70.267

Announcements

No.58 - 10 Second Penatly added - YELLOW FLAG INFRINGEMENT

Margin of Victory	Avg. Speed	Best Lap Tm	Best Speed	Best Lap by
6.871	72.084	1:46.919	73.166	12 - Andy Lawson

Timekeeper:

Race Director:

Weather / Track: Cloudy / Dry

Results at www.sportstimingsservices.com





Thundersport GB - Rounds 7 and 8

Lapchart

Bridgestone Thundersport 500

Cadwell Park 2.173 Miles

Race 5

29/05/2011 14:34

Race started at 14:34:16

Competitors

Laps

	0	1	2	3	4	5	6	7	8
Adam Shelton (61)	1	61	12	61	12	12	12	12	12
Darryl Harrison (5)	2	5	61	12	61	66	66	66	66
Andy Lawson (12)	3	12	5	5	5	83	83	83	83
Colin McCabe (83)	4	83	155	83	83	106	106	106	21
Scott Campbell (155)	5	155	33	66	66	21	21	14	21
Richard Blunt (33)	6	33	83	106	106	14	14	21	14
Nick Clift (32)	7	32	66	155	21	321	321	321	321
James Webster (66)	8	66	21	21	14	33	50	50	50
Chris Pickersgill (21)	9	21	106	33	321	50	33	33	34
Nick Mallinson (50)	10	50	321	14	33	34	34	34	82
Joe Barton (106)	11	106	50	321	50	82	82	82	32
Chris Kingham (321)	12	321	14	50	34	71	32	32	64
Dave Palfreman (71)	13	71	32	34	82	32	64	64	42
Dominic Clegg (14)	14	14	71	32	71	64	23	42	23
David Jeff (18)	15	18	34	82	32	23	42	23	18
Lewis Osler (82)	16	82	82	71	64	42	18	18	47
Christopher Spink (42)	17	42	18	23	23	18	16	16	47
Adam Everson (34)	18	34	23	18	18	16	47	47	24
Steve Kain (47)	19	47	64	64	42	47	24	24	16
Adam Palfreman (64)	20	64	42	42	16	24	93	93	93
Kyle Wilks (23)	21	23	16	16	47	194	194	194	87
Simon Matthews (24)	22	24	194	47	24	93	87	87	194
Craig Jeff (16)	23	16	47	194	194	87	57	57	59
Chris Bazeley (87)	24	87	24	24	93	57	59	59	58
Neil Schofield (194)	25	194	87	87	57	59	58	58	78
Chris Poncia (57)	26	57	93	93	87	78	78	78	13
Matthew Laws (93)	27	93	57	57	78	58	26	13	78
Seth Curry (59)	28	59	78	78	59	13	13	26	96
Brian Spreadborough (58)	29	58	13	13	13	26	96	96	20
Mark Sewell (13)	30	13	58	58	58	96	20	20	40
Graeme Marshall (78)	31	78	59	59	26	20	17	17	17
Robert Murphy (96)	32	96	26	26	96	40	40	40	40
David Beswick (20)	33	20	96	96	20	17	43	43	43
Matt Poncia (26)	34	26	20	20	40	43			
Charlotte Morton (43)	35	43	40	40	17				
Daniel Beswick (17)	36	17	43	43	43				
Steve Duffon (40)	37	40	17	17					

Timekeeper:

Race Director:

Weather / Track: Cloudy / Dry

Results at www.sportstimingservices.co

Printed: 29/05/2011 15:04:15





Thundersport GB - Rounds 7 and 8

Bridgestone Thundersport 500

Cadwell Park 2.173 Miles

Race 5

29/05/2011 14:34

Race started at 14:34:16

Lap	Lap Tm	Diff	Time of Day
(12) Andy Lawson			
1	1:50.650	+3.731	14:36:08.302
2	1:47.273	+0.354	14:37:55.575
3	1:46.919		14:39:42.494
4	1:47.256	+0.337	14:41:29.750
5	1:47.628	+0.709	14:43:17.378
6	1:48.348	+1.429	14:45:05.726
7	1:48.451	+1.532	14:46:54.177
8	1:50.364	+3.445	14:48:44.541

Lap	Lap Tm	Diff	Time of Day
(66) James Webster			
1	1:52.810	+5.048	14:36:11.779
2	1:48.651	+0.889	14:38:00.430
3	1:48.399	+0.637	14:39:48.829
4	1:48.300	+0.538	14:41:37.129
5	1:47.762		14:43:24.891
6	1:48.669	+0.907	14:45:13.560
7	1:48.136	+0.374	14:47:01.696
8	1:49.716	+1.954	14:48:51.412

Lap	Lap Tm	Diff	Time of Day
(83) Colin McCabe			
1	1:53.363	+5.006	14:36:11.707
2	1:48.550	+0.193	14:38:00.257
3	1:48.502	+0.145	14:39:48.759
4	1:49.500	+1.143	14:41:38.259
5	1:48.357		14:43:26.616
6	1:48.855	+0.498	14:45:15.471
7	1:48.934	+0.577	14:47:04.405
8	1:50.233	+1.876	14:48:54.638

Lap	Lap Tm	Diff	Time of Day
(21) Chris Pickersgill			
1	1:53.264	+4.912	14:36:12.486
2	1:51.711	+3.359	14:38:04.197
3	1:50.393	+2.041	14:39:54.590
4	1:49.206	+0.854	14:41:43.796
5	1:48.599	+0.247	14:43:32.395
6	1:49.025	+0.673	14:45:21.420
7	1:48.352		14:47:09.772
8	1:48.958	+0.606	14:48:58.730

Lap	Lap Tm	Diff	Time of Day
(106) Joe Barton			
1	1:53.382	+4.645	14:36:12.924
2	1:49.396	+0.659	14:38:02.320
3	1:48.737		14:39:51.057
4	1:48.907	+0.170	14:41:39.964
5	1:49.446	+0.709	14:43:29.410
6	1:50.005	+1.268	14:45:19.415
7	1:49.833	+1.096	14:47:09.248
8	1:49.568	+0.831	14:48:58.816

Lap	Lap Tm	Diff	Time of Day
(14) Dominic Clegg			
1	1:54.143	+5.989	14:36:14.023
2	1:50.635	+2.481	14:38:04.658
3	1:50.448	+2.294	14:39:55.106
4	1:49.032	+0.878	14:41:44.138
5	1:48.567	+0.413	14:43:32.705
6	1:48.154		14:45:20.859
7	1:49.679	+1.525	14:47:10.538
8	1:49.210	+1.056	14:48:59.748

Lap	Lap Tm	Diff	Time of Day
(321) Chris Kingham			
1	1:53.558	+4.783	14:36:13.152
2	1:51.603	+2.828	14:38:04.755
3	1:50.908	+2.133	14:39:55.663
4	1:49.166	+0.391	14:41:44.829
5	1:48.775		14:43:33.604
6	1:48.926	+0.151	14:45:22.530
7	1:49.131	+0.356	14:47:11.661
8	1:49.008	+0.233	14:49:00.669

Lap	Lap Tm	Diff	Time of Day
(50) Nick Mallinson			
1	1:54.446	+5.514	14:36:13.828
2	1:51.280	+2.348	14:38:05.108
3	1:51.735	+2.803	14:39:56.843
4	1:49.469	+0.537	14:41:46.312
5	1:48.932		14:43:35.244
6	1:49.780	+0.848	14:45:25.024
7	1:50.201	+1.269	14:47:15.225
8	1:50.468	+1.536	14:49:05.693

Lap	Lap Tm	Diff	Time of Day
(34) Adam Everson			
1	1:55.592	+5.343	14:36:15.928
2	1:50.249		14:38:06.177
3	1:51.228	+0.979	14:39:57.405
4	1:51.646	+1.397	14:41:49.051
5	1:50.777	+0.528	14:43:39.828
6	1:50.832	+0.583	14:45:30.660
7	1:50.348	+0.099	14:47:21.008
8	1:51.792	+1.543	14:49:12.800

Lap	Lap Tm	Diff	Time of Day
(82) Lewis Osler			
1	1:56.133	+5.781	14:36:16.420
2	1:51.285	+0.933	14:38:07.705
3	1:52.339	+1.987	14:40:00.044
4	1:51.919	+1.567	14:41:51.963
5	1:50.559	+0.207	14:43:42.522
6	1:50.375	+0.023	14:45:32.897
7	1:50.352		14:47:23.249
8	1:51.451	+1.099	14:49:14.700

Lap	Lap Tm	Diff	Time of Day
(32) Nick Clift			
1	1:56.465	+6.244	14:36:15.245
2	1:51.778	+1.557	14:38:07.023
3	1:53.713	+3.492	14:40:00.736
4	1:51.885	+1.664	14:41:52.621
5	1:51.351	+1.130	14:43:43.972
6	1:50.646	+0.425	14:45:34.618
7	1:50.221		14:47:24.839
8	1:52.326	+2.105	14:49:17.165

Lap	Lap Tm	Diff	Time of Day
(64) Adam Palfreman			
1	1:57.269	+6.416	14:36:17.988
2	1:53.079	+2.226	14:38:11.067
3	1:50.853		14:40:01.920
4	1:50.873	+0.020	14:41:52.793
5	1:53.716	+2.863	14:43:46.509
6	1:51.899	+1.046	14:45:38.408
7	1:51.296	+0.443	14:47:29.704
8	1:53.390	+2.537	14:49:23.094

Lap	Lap Tm	Diff	Time of Day
(42) Christopher Spink			

Lap	Lap Tm	Diff	Time of Day
1	1:58.395	+7.331	14:36:18.726
2	1:52.843	+1.779	14:38:11.569
3	1:53.380	+2.316	14:40:04.949
4	1:51.511	+0.447	14:41:56.460
5	1:53.244	+2.180	14:43:49.704
6	1:52.139	+1.075	14:45:41.843
7	1:52.330	+1.266	14:47:34.173
8	1:51.064		14:49:25.237

Lap	Lap Tm	Diff	Time of Day
(23) Kyle Wilks			
1	1:57.008	+5.312	14:36:17.871
2	1:52.336	+0.640	14:38:10.207
3	1:53.196	+1.500	14:40:03.403
4	1:52.853	+1.157	14:41:56.256
5	1:53.139	+1.443	14:43:49.395
6	1:52.586	+0.890	14:45:41.981
7	1:51.696		14:47:33.677
8	1:51.706	+0.010	14:49:25.383

Lap	Lap Tm	Diff	Time of Day
(18) David Jeff			
1	1:57.682	+5.454	14:36:17.738
2	1:53.326	+1.098	14:38:11.064
3	1:53.517	+1.289	14:40:04.581
4	1:53.232	+1.004	14:41:57.813
5	1:52.639	+0.411	14:43:50.452
6	1:52.407	+0.179	14:45:42.859
7	1:52.263	+0.035	14:47:35.122
8	1:52.228		14:49:27.350

Lap	Lap Tm	Diff	Time of Day
(47) Steve Kain			
1	1:58.920	+8.092	14:36:19.567
2	1:52.976	+2.148	14:38:12.543
3	1:53.296	+2.468	14:40:05.839
4	1:53.119	+2.291	14:41:58.958
5	1:53.024	+2.196	14:43:51.982
6	1:53.532	+2.704	14:45:45.514
7	1:50.828		14:47:36.342
8	1:51.946	+1.118	14:49:28.288

Lap	Lap Tm	Diff	Time of Day
(24) Simon Matthews			
1	1:59.265	+8.273	14:36:20.171
2	1:53.442	+2.450	14:38:13.613
3	1:52.894	+1.902	14:40:06.507
4	1:53.188	+2.196	14:41:59.695
5	1:52.849	+1.857	14:43:52.544
6	1:53.546	+2.554	14:45:46.090
7	1:50.992		14:47:37.082
8	1:52.099	+1.107	14:49:29.181

Lap	Lap Tm	Diff	Time of Day
(16) Craig Jeff			
1	1:58.010	+5.692	14:36:19.075
2	1:52.782	+0.464	14:38:11.857
3	1:53.458	+1.140	14:40:05.315
4	1:53.095	+0.777	14:41:58.410
5	1:53.321	+1.003	14:43:51.731
6	1:53.151	+0.833	14:45:44.882
7	1:52.897	+0.579	14:47:37.779
8	1:52.318		14:49:30.097

Lap	Lap Tm	Diff	Time of Day
(87) Chris Bazeley			
1	1:59.132	+8.021	14:36:20.383

Timekeeper:

Race Director:

Weather / Track: Cloudy / Dry

Results at www.sportstimingservices.co





Thundersport GB - Rounds 7 and 8

Bridgestone Thundersport 500

Cadwell Park 2.173 Miles

Race 5

29/05/2011 14:34

Race started at 14:34:16



Lap	Lap Tm	Diff	Time of Day
2	1:53.515	+2.404	14:38:13.898
3	1:54.957	+3.846	14:40:08.855
4	1:53.151	+2.040	14:42:02.006
5	1:52.229	+1.118	14:43:54.235
6	1:53.110	+1.999	14:45:47.345
7	1:52.063	+0.952	14:47:39.408
8	1:51.111		14:49:30.519

(93) Matthew Laws

1	1:58.923	+7.331	14:36:20.770
2	1:53.293	+1.701	14:38:14.063
3	1:53.839	+2.247	14:40:07.902
4	1:53.177	+1.585	14:42:01.079
5	1:52.564	+0.972	14:43:53.643
6	1:52.989	+1.397	14:45:46.632
7	1:51.592		14:47:38.224
8	1:52.334	+0.742	14:49:30.558

(194) Neil Schofield

1	1:58.200	+5.926	14:36:19.563
2	1:53.631	+1.357	14:38:13.194
3	1:54.277	+2.003	14:40:07.471
4	1:53.250	+0.976	14:42:00.721
5	1:53.462	+1.188	14:43:54.183
6	1:53.073	+0.799	14:45:47.256
7	1:52.274		14:47:39.530
8	1:52.970	+0.696	14:49:32.500

(57) Chris Poncia

1	1:59.766	+7.563	14:36:21.164
2	1:53.656	+1.453	14:38:14.820
3	1:53.672	+1.469	14:40:08.492
4	1:54.770	+2.567	14:42:03.262
5	1:53.638	+1.435	14:43:56.900
6	1:52.417	+0.214	14:45:49.317
7	1:52.499	+0.296	14:47:41.816
8	1:52.203		14:49:34.019

(59) Seth Curry

1	2:02.040	+9.309	14:36:24.083
2	1:55.549	+2.818	14:38:19.632
3	1:57.237	+4.506	14:40:16.869
4	1:56.188	+3.457	14:42:13.057
5	1:54.087	+1.356	14:44:07.144
6	1:52.745	+0.014	14:45:59.889
7	1:52.731		14:47:52.620
8	1:53.725	+0.994	14:49:46.345

(78) Graeme Marshall

1	1:59.717	+5.125	14:36:22.240
2	1:55.777	+1.185	14:38:18.017
3	1:58.591	+3.999	14:40:16.608
4	1:57.137	+2.545	14:42:13.745
5	1:55.866	+1.274	14:44:09.611
6	1:56.231	+1.639	14:46:05.842
7	1:54.592		14:48:00.434
8	1:54.899	+0.307	14:49:55.333

(13) Mark Sewell

1	2:00.339	+6.454	14:36:22.709
2	1:56.407	+2.522	14:38:19.116

Lap	Lap Tm	Diff	Time of Day
3	1:57.938	+4.053	14:40:17.054
4	1:57.651	+3.766	14:42:14.705
5	1:55.290	+1.405	14:44:09.995
6	1:55.935	+2.050	14:46:05.930
7	1:53.885		14:47:59.815
8	1:55.619	+1.734	14:49:55.434

(26) Matt Poncia

1	2:01.376	+7.181	14:36:24.273
2	1:55.856	+1.661	14:38:20.129
3	1:57.007	+2.812	14:40:17.136
4	1:57.809	+3.614	14:42:14.945
5	1:55.012	+0.817	14:44:09.957
6	1:56.085	+1.890	14:46:06.042
7	1:56.806	+2.611	14:48:02.848
8	1:54.195		14:49:57.043

(58) Brian Spreadborough

1	2:01.391	+7.710	14:36:23.435
2	1:56.121	+2.440	14:38:19.556
3	1:57.523	+3.842	14:40:17.079
4	1:57.142	+3.461	14:42:14.221
5	1:54.071	+0.390	14:44:08.292
6	1:53.997	+0.316	14:46:02.289
7	1:53.681		14:47:55.970
8	1:56.318	+2.637	14:49:52.288

(96) Robert Murphy

1	2:03.675	+5.786	14:36:26.329
2	1:58.700	+0.811	14:38:25.029
3	1:59.115	+1.226	14:40:24.144
4	1:58.656	+0.767	14:42:22.800
5	1:59.082	+1.193	14:44:21.882
6	1:59.525	+1.636	14:46:21.407
7	1:58.963	+1.074	14:48:20.370
8	1:57.889		14:50:18.259

(20) David Beswick

1	2:04.375	+4.372	14:36:27.238
2	2:00.003		14:38:27.241
3	2:00.848	+0.845	14:40:28.089
4	2:02.600	+2.597	14:42:30.689
5	2:01.732	+1.729	14:44:32.421
6	2:00.419	+0.416	14:46:32.840
7	2:00.092	+0.089	14:48:32.932
8	2:00.999	+0.996	14:50:33.931

(40) Steve Duffton

1	2:07.234	+7.485	14:36:30.613
2	2:04.113	+4.364	14:38:34.726
3	2:02.150	+2.401	14:40:36.876
4	2:01.463	+1.714	14:42:38.339
5	2:00.593	+0.844	14:44:38.932
6	1:59.749		14:46:38.681
7	2:01.214	+1.465	14:48:39.895
8	2:00.767	+1.018	14:50:40.662

(17) Daniel Beswick

1	2:07.939	+8.986	14:36:31.214
2	2:04.491	+5.538	14:38:35.705
3	2:02.400	+3.447	14:40:38.105

Lap	Lap Tm	Diff	Time of Day
4	2:01.100	+2.147	14:42:39.205
5	1:58.953		14:44:38.158
6	1:59.932	+0.979	14:46:38.090
7	2:01.708	+2.755	14:48:39.798
8	2:01.422	+2.469	14:50:41.220

(43) Charlotte Morton

1	2:07.654	+3.419	14:36:30.700
2	2:04.982	+0.747	14:38:35.682
3	2:05.138	+0.903	14:40:40.820
4	2:05.906	+1.671	14:42:46.726
5	2:05.652	+1.417	14:44:52.378
6	2:05.640	+1.405	14:46:58.018
7	2:04.235		14:49:02.253

(71) Dave Palfreman

1	1:56.012	+4.167	14:36:15.803
2	1:52.508	+0.663	14:38:08.311
3	1:51.845		14:40:00.156
4	1:52.012	+0.167	14:41:52.168

(61) Adam Shelton

1	1:50.745	+3.719	14:36:08.319
2	1:47.216	+0.190	14:37:55.535
3	1:47.026		14:39:42.561

(5) Darryl Harrison

1	1:51.226	+4.144	14:36:08.856
2	1:47.082		14:37:55.938
3	1:47.097	+0.015	14:39:43.035

(155) Scott Campbell

1	1:52.687		14:36:11.089
2	1:53.048	+0.361	14:38:04.137

(33) Richard Blunt

1	1:52.834	+3.315	14:36:11.613
2	1:52.661	+3.142	14:38:04.274
3	1:51.980	+2.461	14:39:56.254
4	1:49.788	+0.269	14:41:46.042
5	1:50.460	+0.941	14:43:36.502
6	1:49.519		14:45:26.021
7	1:49.641	+0.122	14:47:15.662

Timekeeper:

Race Director:

Weather / Track: Cloudy / Dry

Results at www.sportstimingservices.co





Thundersport GB - Rounds 7 and 8

Sorted on Laps

Bridgestone Thundersport 500

Cadwell Park 2.173 Miles

Race 12

29/05/2011 17:57

Race started at 17:57:20

Pos	No.	Name	Bike	CC	Laps	Total Tm	Diff	Best Tm	Best Speed	Avg. Speed
1	61	Adam Shelton	Honda	500	8	14:19.171		1:45.479	74.165	72.840
2	12	Andy Lawson	Honda	500	8	14:21.222	2.051	1:46.526	73.436	72.667
3	83	Colin McCabe	Honda	500	8	14:21.620	2.449	1:46.533	73.431	72.633
4	106	Joe Barton	Kawasaki	500	8	14:38.409	19.238	1:48.175	72.316	71.245
5	21	Chris Pickersgill	Honda	500	8	14:38.528	19.357	1:47.986	72.443	71.236
6	155	Scott Campbell	Honda	500	8	14:49.117	29.946	1:48.942	71.807	70.387
7	14	Dominic Clegg	Honda	500	8	14:49.356	30.185	1:48.589	72.040	70.368
8	33	Richard Blunt	Honda	500	8	14:49.794	30.623	1:49.555	71.405	70.334
9	82	Lewis Osler	Honda	500	8	14:53.029	33.858	1:49.749	71.279	70.079
10	64	Adam Palfreman	Honda	500	8	14:53.486	34.315	1:49.283	71.583	70.043
11	321	Chris Kingham	Honda	500	8	14:53.487	34.316	1:49.569	71.396	70.043
12	50	Nick Mallinson	Honda	500	8	14:54.095	34.924	1:49.471	71.460	69.995
13	23	Kyle Wilks	Honda	500	8	14:54.196	35.025	1:49.756	71.274	69.987
14	42	Christopher Spink	Honda	500	8	15:06.731	47.560	1:50.677	70.681	69.020
15	87	Chris Bazeley	Honda	500	8	15:06.774	47.603	1:50.712	70.659	69.017
16	71	Dave Palfreman	Honda	500	8	15:10.290	51.119	1:51.362	70.247	68.750
17	47	Steve Kain	Honda	500	8	15:11.623	52.452	1:52.155	69.750	68.649
18	93	Matthew Laws	Honda	500	8	15:12.036	52.865	1:51.284	70.296	68.618
19	24	Simon Matthews	Honda	500	8	15:12.146	52.975	1:51.829	69.953	68.610
20	18	David Jeff	Honda	500	8	15:13.839	54.668	1:51.920	69.896	68.483
21	57	Chris Poncia	Honda	500	8	15:20.283	1:01.112	1:52.886	69.298	68.003
22	194	Neil Schofield	Honda	500	8	15:20.616	1:01.445	1:52.253	69.689	67.979
23	13	Mark Sewell	Honda	500	8	15:26.528	1:07.357	1:53.081	69.179	67.545
24	58	Brian Spreadborough	Honda	500	8	15:27.840	1:08.669	1:53.407	68.980	67.450
25	59	Seth Curry	Honda	500	8	15:37.207	1:18.036	1:54.059	68.586	66.775
26	78	Graeme Marshall	Honda	500	8	15:44.063	1:24.892	1:55.046	67.997	66.290
27	16	Craig Jeff	Honda	500	8	15:52.754	1:33.583	1:53.710	68.796	65.686
28	96	Robert Murphy	Honda	500	8	15:54.890	1:35.719	1:55.957	67.463	65.539
29	20	David Beswick	Honda	500	8	16:13.106	1:53.935	1:59.526	65.449	64.312
30	40	Steve Dufton	Honda	500	8	16:18.495	1:59.324	1:59.976	65.203	63.958
31	17	Daniel Beswick	Honda	500	8	16:18.573	1:59.402	1:59.836	65.279	63.953
32	43	Charlotte Morton	Honda	500	8	16:18.872	1:59.701	1:59.849	65.272	63.933
DNF	5	Darryl Harrison	Honda	500	7	12:34.251	DNF	1:46.469	73.475	72.601
DNF	26	Matt Poncia	Honda	500	7	13:34.273	DNF	1:51.929	69.891	67.250
DNF	66	James Webster	Honda	500	5	9:05.769	DNF	1:46.796	73.250	71.668
DNF	32	Nick Clift	Honda	500	4	7:25.248	DNF	1:49.064	71.727	70.278
DNF	34	Adam Everson	Honda	500	1	2:01.819	DNF	1:57.980	66.306	64.217

Margin of Victory	Avg. Speed	Best Lap Tm	Best Speed	Best Lap by
2.051	72.840	1:45.479	74.165	61 - Adam Shelton

Timekeeper:

Race Director:

Weather / Track: Cloudy / Dry

Results at www.sportstimingservices.com





Thundersport GB - Rounds 7 and 8

Lapchart

Bridgestone Thundersport 500

Cadwell Park 2.173 Miles

Race 12

29/05/2011 17:57

Race started at 17:57:20

Competitors

Laps

	0	1	2	3	4	5	6	7	8
Darryl Harrison (5)	1	5	12	12	12	12	12	12	61
Adam Shelton (61)	2	61	5	61	61	61	61	61	12
Andy Lawson (12)	3	12	61	5	5	5	83	83	83
Colin McCabe (83)	4	83	83	83	83	83	5	5	106
Scott Campbell (155)	5	155	106	66	66	66	106	106	21
James Webster (66)	6	66	155	106	106	106	21	21	155
Richard Blunt (33)	7	33	66	155	155	21	155	14	14
Nick Clift (32)	8	32	32	32	32	155	14	155	33
Chris Pickersgill (21)	9	21	33	33	21	21	14	33	82
Nick Mallinson (50)	10	50	21	21	33	33	82	82	64
Joe Barton (106)	11	106	50	321	14	14	82	321	321
Chris Kingham (321)	12	321	321	50	23	321	23	23	50
Dave Palfreman (71)	13	71	14	14	321	82	321	64	23
David Jeff (18)	14	18	23	23	82	23	64	50	42
Dominic Clegg (14)	15	14	18	82	50	64	50	42	87
Adam Everson (34)	16	34	82	64	64	50	42	87	71
Lewis Osler (82)	17	82	64	71	71	71	71	71	47
Christopher Spink (42)	18	42	34	18	18	42	87	18	93
Kyle Wilks (23)	19	23	71	42	42	87	47	47	24
Adam Palfreman (64)	20	64	87	87	87	47	18	93	18
Steve Kain (47)	21	47	42	47	47	18	93	24	57
Craig Jeff (16)	22	16	47	24	24	24	24	57	194
Simon Matthews (24)	23	24	24	194	194	93	194	194	13
Chris Bazeley (87)	24	87	16	16	93	194	57	13	58
Chris Poncia (57)	25	57	194	93	16	57	13	58	59
Neil Schofield (194)	26	194	93	57	57	16	16	59	26
Matthew Laws (93)	27	93	57	13	13	13	59	26	16
Brian Spreadborough (58)	28	58	13	59	59	59	58	16	78
Seth Curry (59)	29	59	59	26	26	26	26	78	20
Mark Sewell (13)	30	13	58	58	58	58	78	96	40
Matt Poncia (26)	31	26	26	78	78	78	96	20	17
Graeme Marshall (78)	32	78	78	20	96	96	20	17	43
Robert Murphy (96)	33	96	20	96	20	20	17	40	40
David Beswick (20)	34	20	96	43	17	17	40	43	43
Charlotte Morton (43)	35	43	43	40	40	40	43		
Steve Dufton (40)	36	40	40	17	43	43			
Daniel Beswick (17)	37	17	17						

Timekeeper:

Race Director:

Weather / Track: Cloudy / Dry

Results at www.sportstimingservices.co

Printed: 29/05/2011 18:20:45





Thundersport GB - Rounds 7 and 8

Bridgestone Thundersport 500

Cadwell Park 2.173 Miles

Race 12

29/05/2011 17:57

Race started at 17:57:20

Lap	Lap Tm	Diff	Time of Day
(61) Adam Shelton			
1	1:51.789	+6.310	17:59:13.201
2	1:47.047	+1.568	18:01:00.248
3	1:46.596	+1.117	18:02:46.844
4	1:46.908	+1.429	18:04:33.752
5	1:46.546	+1.067	18:06:20.298
6	1:46.919	+1.440	18:08:07.217
7	1:46.681	+1.202	18:09:53.898
8	1:45.479		18:11:39.377

Lap	Lap Tm	Diff	Time of Day
(12) Andy Lawson			
1	1:51.169	+4.643	17:59:12.736
2	1:47.495	+0.969	18:01:00.231
3	1:46.526		18:02:46.757
4	1:46.771	+0.245	18:04:33.528
5	1:46.692	+0.166	18:06:20.220
6	1:46.912	+0.386	18:08:07.132
7	1:46.705	+0.179	18:09:53.837
8	1:47.591	+1.065	18:11:41.428

Lap	Lap Tm	Diff	Time of Day
(83) Colin McCabe			
1	1:51.478	+4.945	17:59:13.559
2	1:47.504	+0.971	18:01:01.063
3	1:46.772	+0.239	18:02:47.835
4	1:46.565	+0.032	18:04:34.400
5	1:46.558	+0.025	18:06:20.958
6	1:46.533		18:08:07.491
7	1:46.559	+0.026	18:09:54.050
8	1:47.776	+1.243	18:11:41.826

Lap	Lap Tm	Diff	Time of Day
(106) Joe Barton			
1	1:53.346	+5.171	17:59:16.569
2	1:49.375	+1.200	18:01:05.944
3	1:48.175		18:02:54.119
4	1:48.176	+0.001	18:04:42.295
5	1:48.938	+0.763	18:06:31.233
6	1:49.811	+1.636	18:08:21.044
7	1:48.588	+0.413	18:10:09.632
8	1:48.983	+0.808	18:11:58.615

Lap	Lap Tm	Diff	Time of Day
(21) Chris Pickersgill			
1	1:56.449	+8.463	17:59:19.489
2	1:49.423	+1.437	18:01:08.912
3	1:48.349	+0.363	18:02:57.261
4	1:48.270	+0.284	18:04:45.531
5	1:47.986		18:06:33.517
6	1:48.363	+0.377	18:08:21.880
7	1:48.536	+0.550	18:10:10.416
8	1:48.318	+0.332	18:11:58.734

Lap	Lap Tm	Diff	Time of Day
(155) Scott Campbell			
1	1:54.480	+5.538	17:59:16.699
2	1:49.995	+1.053	18:01:06.694
3	1:48.942		18:02:55.636
4	1:49.281	+0.339	18:04:44.917
5	1:53.064	+4.122	18:06:37.981
6	1:51.491	+2.549	18:08:29.472
7	1:50.268	+1.326	18:10:19.740
8	1:49.583	+0.641	18:12:09.323

Lap	Lap Tm	Diff	Time of Day
(14) Dominic Clegg			
1	1:56.705	+8.116	17:59:20.400
2	1:51.107	+2.518	18:01:11.507
3	1:49.607	+1.018	18:03:01.114
4	1:48.589		18:04:49.703
5	1:49.712	+1.123	18:06:39.415
6	1:50.443	+1.854	18:08:29.858
7	1:49.344	+0.755	18:10:19.202
8	1:50.360	+1.771	18:12:09.562

Lap	Lap Tm	Diff	Time of Day
(33) Richard Blunt			
1	1:55.585	+6.030	17:59:18.256
2	1:50.464	+0.909	18:01:08.720
3	1:50.122	+0.567	18:02:58.842
4	1:50.169	+0.614	18:04:49.011
5	1:51.150	+1.595	18:06:40.161
6	1:50.026	+0.471	18:08:30.187
7	1:50.258	+0.703	18:10:20.445
8	1:49.555		18:12:10.000

Lap	Lap Tm	Diff	Time of Day
(82) Lewis Osler			
1	1:57.194	+7.445	17:59:21.405
2	1:51.067	+1.318	18:01:12.472
3	1:50.093	+0.344	18:03:02.565
4	1:49.873	+0.124	18:04:52.438
5	1:50.279	+0.530	18:06:42.717
6	1:50.912	+1.163	18:08:33.629
7	1:49.857	+0.108	18:10:23.486
8	1:49.749		18:12:13.235

Lap	Lap Tm	Diff	Time of Day
(64) Adam Palfreman			
1	1:57.018	+7.735	17:59:21.629
2	1:50.933	+1.650	18:01:12.562
3	1:50.247	+0.964	18:03:02.809
4	1:50.133	+0.850	18:04:52.942
5	1:50.736	+1.453	18:06:43.678
6	1:51.035	+1.752	18:08:34.713
7	1:49.283		18:10:23.996
8	1:49.696	+0.413	18:12:13.692

Lap	Lap Tm	Diff	Time of Day
(321) Chris Kingham			
1	1:56.891	+7.322	17:59:20.382
2	1:50.407	+0.838	18:01:10.789
3	1:51.238	+1.669	18:03:02.027
4	1:49.664	+0.095	18:04:51.691
5	1:51.865	+2.296	18:06:43.556
6	1:50.367	+0.798	18:08:33.923
7	1:49.569		18:10:23.492
8	1:50.201	+0.632	18:12:13.693

Lap	Lap Tm	Diff	Time of Day
(50) Nick Mallinson			
1	1:56.930	+7.459	17:59:20.099
2	1:51.109	+1.638	18:01:11.208
3	1:51.581	+2.110	18:03:02.789
4	1:50.538	+1.067	18:04:53.327
5	1:50.863	+1.392	18:06:44.190
6	1:50.988	+1.517	18:08:35.178
7	1:49.471		18:10:24.649
8	1:49.652	+0.181	18:12:14.301

(23) Kyle Wilks

Lap	Lap Tm	Diff	Time of Day
(42) Christopher Spink			
1	1:56.411	+6.655	17:59:20.976
2	1:50.613	+0.857	18:01:11.589
3	1:50.339	+0.583	18:03:01.928
4	1:50.714	+0.958	18:04:52.642
5	1:50.887	+1.131	18:06:43.529
6	1:50.593	+0.837	18:08:34.122
7	1:49.756		18:10:23.878
8	1:50.524	+0.768	18:12:14.402

Lap	Lap Tm	Diff	Time of Day
(87) Chris Bazeley			
1	1:58.802	+8.125	17:59:23.080
2	1:52.751	+2.074	18:01:15.831
3	1:52.095	+1.418	18:03:07.926
4	1:50.677		18:04:58.603
5	1:52.936	+2.259	18:06:51.539
6	1:52.689	+2.012	18:08:44.228
7	1:51.928	+1.251	18:10:36.156
8	1:50.781	+0.104	18:12:26.937

Lap	Lap Tm	Diff	Time of Day
(71) Dave Palfreman			
1	1:57.483	+6.771	17:59:22.585
2	1:53.709	+2.997	18:01:16.294
3	1:51.815	+1.103	18:03:08.109
4	1:52.085	+1.373	18:05:00.194
5	1:52.297	+1.585	18:06:52.491
6	1:51.799	+1.087	18:08:44.290
7	1:51.978	+1.266	18:10:36.268
8	1:50.712		18:12:26.980

Lap	Lap Tm	Diff	Time of Day
(47) Steve Kain			
1	1:58.430	+7.068	17:59:22.060
2	1:52.046	+0.684	18:01:14.106
3	1:51.362		18:03:05.468
4	1:51.705	+0.343	18:04:57.173
5	1:55.115	+3.753	18:06:52.288
6	1:53.439	+2.077	18:08:45.727
7	1:52.526	+1.164	18:10:38.253
8	1:52.243	+0.881	18:12:30.496

Lap	Lap Tm	Diff	Time of Day
(93) Matthew Laws			
1	2:00.395	+9.111	17:59:25.939
2	1:53.192	+1.908	18:01:19.131
3	1:51.876	+0.592	18:03:11.007
4	1:51.284		18:05:02.291
5	1:52.291	+1.007	18:06:54.582
6	1:52.315	+1.031	18:08:46.897
7	1:53.415	+2.131	18:10:40.312
8	1:51.930	+0.646	18:12:32.242

Lap	Lap Tm	Diff	Time of Day
(24) Simon Matthews			
1	1:59.810	+7.981	17:59:24.602

Timekeeper:

Race Director:

Weather / Track: Cloudy / Dry

Results at www.sportstimingservices.co





Thundersport GB - Rounds 7 and 8

Bridgestone Thundersport 500

Cadwell Park 2.173 Miles

Race 12

29/05/2011 17:57

Race started at 17:57:20

Lap	Lap Tm	Diff	Time of Day
2	1:52.441	+0.612	18:01:17.043
3	1:52.742	+0.913	18:03:09.785
4	1:52.400	+0.571	18:05:02.185
5	1:52.868	+1.039	18:06:55.053
6	1:52.613	+0.784	18:08:47.666
7	1:51.829		18:10:39.495
8	1:52.857	+1.028	18:12:32.352

(18) David Jeff

1	1:57.560	+5.640	17:59:21.233
2	1:54.453	+2.533	18:01:15.686
3	1:51.943	+0.023	18:03:07.629
4	1:54.205	+2.285	18:05:01.834
5	1:52.390	+0.470	18:06:54.224
6	1:51.920		18:08:46.144
7	1:55.741	+3.821	18:10:41.885
8	1:52.160	+0.240	18:12:34.045

(57) Chris Poncia

1	2:01.068	+8.182	17:59:26.228
2	1:53.782	+0.896	18:01:20.010
3	1:52.886		18:03:12.896
4	1:52.943	+0.057	18:05:05.839
5	1:53.518	+0.632	18:06:59.357
6	1:53.622	+0.736	18:08:52.979
7	1:53.431	+0.545	18:10:46.410
8	1:54.079	+1.193	18:12:40.489

(194) Neil Schofield

1	2:00.388	+8.135	17:59:25.579
2	1:52.606	+0.353	18:01:18.185
3	1:52.768	+0.515	18:03:10.953
4	1:52.253		18:05:03.206
5	1:54.080	+1.827	18:06:57.286
6	1:56.203	+3.950	18:08:53.489
7	1:53.253	+1.000	18:10:46.742
8	1:54.080	+1.827	18:12:40.822

(13) Mark Sewell

1	2:00.669	+7.588	17:59:26.767
2	1:54.706	+1.625	18:01:21.473
3	1:54.649	+1.568	18:03:16.122
4	1:54.003	+0.922	18:05:10.125
5	1:55.967	+2.886	18:07:06.092
6	1:53.971	+0.890	18:09:00.063
7	1:53.081		18:10:53.144
8	1:53.590	+0.509	18:12:46.734

(58) Brian Spreadborough

1	2:02.516	+9.109	17:59:28.125
2	1:55.365	+1.958	18:01:23.490
3	1:54.661	+1.254	18:03:18.151
4	1:53.795	+0.388	18:05:11.946
5	1:55.219	+1.812	18:07:07.165
6	1:53.407		18:09:00.572
7	1:53.516	+0.109	18:10:54.088
8	1:53.958	+0.551	18:12:48.046

(59) Seth Curry

1	2:01.572	+7.513	17:59:27.241
2	1:55.300	+1.241	18:01:22.541

Lap	Lap Tm	Diff	Time of Day
3	1:54.461	+0.402	18:03:17.002
4	1:54.059		18:05:11.061
5	1:55.825	+1.766	18:07:06.886
6	1:55.104	+1.045	18:09:01.990
7	1:55.319	+1.260	18:10:57.309
8	2:00.104	+6.045	18:12:57.413

(78) Graeme Marshall

1	2:02.325	+7.279	17:59:28.514
2	1:55.909	+0.863	18:01:24.423
3	1:55.046		18:03:19.469
4	1:55.249	+0.203	18:05:14.718
5	1:57.375	+2.329	18:07:12.093
6	1:57.716	+2.670	18:09:09.809
7	1:56.046	+1.000	18:11:05.855
8	1:58.414	+3.368	18:13:04.269

(16) Craig Jeff

1	2:00.519	+6.809	17:59:25.212
2	1:53.710		18:01:18.922
3	1:53.786	+0.076	18:03:12.708
4	1:56.699	+2.989	18:05:09.407
5	1:56.686	+2.976	18:07:06.093
6	1:59.069	+5.359	18:09:05.162
7	2:03.571	+9.861	18:11:08.733
8	2:04.227	+10.517	18:13:12.960

(96) Robert Murphy

1	2:03.911	+7.954	17:59:30.163
2	1:59.760	+3.803	18:01:29.923
3	1:55.957		18:03:25.880
4	1:57.331	+1.374	18:05:23.211
5	1:57.393	+1.436	18:07:20.604
6	1:57.681	+1.724	18:09:18.285
7	1:59.237	+3.280	18:11:17.522
8	1:57.574	+1.617	18:13:15.096

(20) David Beswick

1	2:03.122	+3.596	17:59:29.755
2	2:00.037	+0.511	18:01:29.792
3	2:00.853	+1.327	18:03:30.645
4	2:00.901	+1.375	18:05:31.546
5	2:01.762	+2.236	18:07:33.308
6	2:00.271	+0.745	18:09:33.579
7	1:59.526		18:11:33.105
8	2:00.207	+0.681	18:13:33.312

(40) Steve Dufton

1	2:05.961	+5.985	17:59:33.093
2	2:03.020	+3.044	18:01:36.113
3	2:01.180	+1.204	18:03:37.293
4	2:00.182	+0.206	18:05:37.475
5	2:00.144	+0.168	18:07:37.619
6	1:59.976		18:09:37.595
7	2:00.559	+0.583	18:11:38.154
8	2:00.547	+0.571	18:13:38.701

(17) Daniel Beswick

1	2:06.883	+7.047	17:59:34.038
2	2:02.238	+2.402	18:01:36.276
3	2:00.045	+0.209	18:03:36.321

Lap	Lap Tm	Diff	Time of Day
4	1:59.836		18:05:36.157
5	2:00.771	+0.935	18:07:36.928
6	2:00.392	+0.556	18:09:37.320
7	2:00.377	+0.541	18:11:37.697
8	2:01.082	+1.246	18:13:38.779

(43) Charlotte Morton

1	2:05.100	+5.251	17:59:31.949
2	2:03.553	+3.704	18:01:35.502
3	2:02.982	+3.133	18:03:38.484
4	2:00.087	+0.238	18:05:38.571
5	1:59.849		18:07:38.420
6	2:00.434	+0.585	18:09:38.854
7	1:59.999	+0.150	18:11:38.853
8	2:00.225	+0.376	18:13:39.078

(5) Darryl Harrison

1	1:51.691	+5.222	17:59:12.972
2	1:47.756	+1.287	18:01:00.728
3	1:46.682	+0.213	18:02:47.410
4	1:46.699	+0.230	18:04:34.109
5	1:46.469		18:06:20.578
6	1:47.118	+0.649	18:08:07.696
7	1:46.761	+0.292	18:09:54.457

(26) Matt Poncia

1	2:02.042	+10.113	17:59:28.148
2	1:54.916	+2.987	18:01:23.064
3	1:54.290	+2.361	18:03:17.354
4	1:53.972	+2.043	18:05:11.326
5	1:56.165	+4.236	18:07:07.491
6	1:55.059	+3.130	18:09:02.550
7	1:51.929		18:10:54.479

(66) James Webster

1	1:54.142	+7.346	17:59:16.781
2	1:47.970	+1.174	18:01:04.751
3	1:46.796		18:02:51.547
4	1:46.852	+0.056	18:04:38.399
5	1:47.576	+0.780	18:06:25.975

(32) Nick Clift

1	1:54.523	+5.459	17:59:17.194
2	1:49.922	+0.858	18:01:07.116
3	1:49.064		18:02:56.180
4	1:49.274	+0.210	18:04:45.454

(34) Adam Everson

1	1:57.980		17:59:22.025
---	-----------------	--	--------------

Timekeeper:

Race Director:

Weather / Track: Cloudy / Dry

Results at www.sportstimingservices.co





Thundersport GB - Rounds 7 and 8

Sorted on Best Lap time

Bridgestone Thundersport 500

Cadwell Park 2.173 Miles

Warm Up

30/05/2011 10:11

Practice started at 10:11:42

Pos	No.	Name	Bike	CC	Best Tm	Best Speed	Diff	In Lap	2nd Best
1	33	Richard Blunt	Honda	500	1:59.629	65.392		3	1:59.990
2	34	Adam Everson	Honda	500	2:02.464	63.878	2.835	3	2:03.747
3	66	James Webster	Honda	500	2:02.815	63.696	3.186	3	2:03.712
4	5	Darryl Harrison	Honda	500	2:04.825	62.670	5.196	3	2:07.569
5	12	Andy Lawson	Honda	500	2:05.077	62.544	5.448	3	2:07.066
6	321	Chris Kingham	Honda	500	2:05.865	62.152	6.236	2	2:09.462
7	23	Kyle Wilks	Honda	500	2:06.102	62.035	6.473	3	2:06.633
8	50	Nick Mallinson	Honda	500	2:06.320	61.928	6.691	3	2:08.177
9	9	Tom Harrison	Honda	500	2:07.024	61.585	7.395	3	2:07.428
10	16	Craig Jeff	Honda	500	2:07.177	61.511	7.548	2	2:08.665
11	61	Adam Shelton	Honda	500	2:07.267	61.468	7.638	3	2:09.325
12	155	Scott Campbell	Honda	500	2:07.342	61.431	7.713	2	2:14.694
13	71	Dave Palfreman	Honda	500	2:09.038	60.624	9.409	1	4:09.225
14	64	Adam Palfreman	Honda	500	2:09.074	60.607	9.445	3	2:09.824
15	194	Neil Schofield	Honda	500	2:09.185	60.555	9.556	2	2:16.092
16	106	Joe Barton	Kawasaki	500	2:09.262	60.519	9.633	3	2:13.115
17	47	Steve Kain	Honda	500	2:09.716	60.307	10.087	2	2:16.824
18	21	Chris Pickersgill	Honda	500	2:09.781	60.277	10.152	3	2:10.483
19	24	Simon Matthews	Honda	500	2:10.897	59.763	11.268	3	2:12.272
20	43	Charlotte Morton	Honda	500	2:11.105	59.668	11.476	3	2:12.538
21	57	Chris Poncia	Honda	500	2:11.234	59.610	11.605	3	2:15.121
22	13	Mark Sewell	Honda	500	2:11.270	59.593	11.641	2	2:20.333
23	78	Graeme Marshall	Honda	500	2:11.607	59.441	11.978	2	2:13.880
24	20	David Beswick	Honda	500	2:13.748	58.489	14.119	2	2:22.619
25	59	Seth Curry	Honda	500	2:13.813	58.461	14.184	2	2:17.542
26	26	Matt Poncia	Honda	500	2:14.004	58.377	14.375	2	2:17.894
27	58	Brian Spreadborough	Honda	500	2:14.114	58.329	14.485	3	2:15.046
28	87	Chris Bazeley	Honda	500	2:15.602	57.689	15.973	3	2:17.596
29	82	Lewis Osler	Honda	500	2:15.950	57.542	16.321	2	2:24.030
30	93	Matthew Laws	Honda	500	2:16.919	57.135	17.290	2	2:19.969
31	18	David Jeff	Honda	500	2:19.450	56.098	19.821	2	2:26.341
32	40	Steve Dufton	Honda	500	2:22.246	54.995	22.617	2	2:28.166
33	147	Phil Doody	Honda	500	2:22.709	54.816	23.080	2	2:31.566
34	96	Robert Murphy	Honda	500	2:23.466	54.527	23.837	2	2:26.929
35	17	Daniel Beswick	Honda	500	2:30.210	52.079	30.581	2	2:35.759
36	42	Christopher Spink	Honda	500	2:32.511	51.293	32.882	2	2:35.994
37	32	Nick Clift	Honda	500		-		0	

Announcements

No.71 - PLEASE PUT TRANSPONDER ON FOR RACES

No.5 & 64 - LOW BATTERY - PLEASE CHARGE FOR NEXT RACE

Timekeeper:

Race Director:

Weather / Track: Rain / Wet

Results at www.sportstimingservices.co





Thundersport GB - Rounds 7 and 8

Sorted on Laps

Bridgestone Thundersport 500

Cadwell Park 2.173 Miles

Race 6

30/05/2011 12:56

Race started at 12:56:04

Pos	No.	Name	Bike	CC	Laps	Total Tm	Diff	Best Tm	Best Speed	Avg. Speed
1	61	Adam Shelton	Honda	500	9	17:21.363		1:52.254	69.688	67.609
2	83	Colin McCabe	Honda	500	9	17:26.953	5.590	1:53.578	68.876	67.248
3	12	Andy Lawson	Honda	500	9	17:34.255	12.892	1:55.179	67.919	66.782
4	5	Darryl Harrison	Honda	500	9	17:42.045	20.682	1:55.750	67.584	66.292
5	66	James Webster	Honda	500	9	17:52.829	31.466	1:56.258	67.288	65.626
6	71	Dave Palfreman	Honda	500	9	17:57.298	35.935	1:57.191	66.753	65.353
7	23	Kyle Wilks	Honda	500	9	18:04.058	42.695	1:56.275	67.278	64.946
8	34	Adam Everson	Honda	500	9	18:04.243	42.880	1:56.309	67.259	64.935
9	82	Lewis Osler	Honda	500	9	18:07.930	46.567	1:57.568	66.539	64.715
10	21	Chris Pickersgill	Honda	500	9	18:11.811	50.448	1:58.846	65.823	64.485
11	64	Adam Palfreman	Honda	500	9	18:16.687	55.324	1:58.041	66.272	64.198
12	321	Chris Kingham	Honda	500	9	18:19.103	57.740	1:58.875	65.807	64.057
13	194	Neil Schofield	Honda	500	9	18:28.953	1:07.590	1:59.047	65.712	63.488
14	47	Steve Kain	Honda	500	9	18:31.824	1:10.461	2:00.399	64.974	63.324
15	24	Simon Matthews	Honda	500	9	18:34.544	1:13.181	1:59.266	65.591	63.169
16	87	Chris Bazeley	Honda	500	9	18:36.248	1:14.885	1:59.952	65.216	63.073
17	58	Brian Spreadborough	Honda	500	9	18:36.586	1:15.223	1:59.253	65.598	63.054
18	78	Graeme Marshall	Honda	500	9	18:37.936	1:16.573	1:59.350	65.545	62.978
19	57	Chris Poncia	Honda	500	9	18:59.572	1:38.209	2:03.384	63.402	61.782
20	26	Matt Poncia	Honda	500	9	19:11.283	1:49.920	2:02.727	63.741	61.154
21	13	Mark Sewell	Honda	500	9	19:13.602	1:52.239	2:05.647	62.260	61.031
22	40	Steve Duffton	Honda	500	8	17:35.384	1 Lap	2:04.708	62.729	59.298
23	96	Robert Murphy	Honda	500	8	18:12.169	1 Lap	2:12.014	59.257	57.301
DNF	50	Nick Mallinson	Honda	500	5	10:22.200	DNF	2:01.449	64.412	62.864
DNF	155	Scott Campbell	Honda	500	4	8:04.920	DNF	1:59.290	65.578	64.529
DNF	9	Tom Harrison	Honda	500	4	8:05.888	DNF	1:58.555	65.985	64.400
DNF	16	Craig Jeff	Honda	500	4	8:23.417	DNF	2:01.088	64.604	62.158
DNF	20	David Beswick	Honda	500	3	6:56.879	DNF	2:13.363	58.658	56.295
DNF	43	Charlotte Morton	Honda	500	3	6:57.302	DNF	2:13.626	58.542	56.238
DNF	18	David Jeff	Honda	500	2	4:24.974	DNF	2:08.581	60.839	59.046
DNF	17	Daniel Beswick	Honda	500	2	4:40.191	DNF	2:12.477	59.050	55.839
DNF	42	Christopher Spink	Honda	500	1	2:29.469	DNF	2:25.127	53.903	52.337
Not classified										
DNF	33	Richard Blunt	Honda	500	8	15:30.300	DNF	1:54.020	68.609	67.271
DNF	14	Dominic Clegg	Honda	500	8	16:11.159	DNF	1:56.994	66.865	64.441
DNF	32	Nick Clift	Honda	500	7	13:59.321	DNF	1:56.987	66.869	65.243
DNF	106	Joe Barton	Kawasaki	500	7	13:59.983	DNF	1:57.604	66.518	65.191

Announcements

No.5 & 64- LOW BATTERY - PLEASE CHARGE FOR NEXT RACE

Margin of Victory	Avg. Speed	Best Lap Tm	Best Speed	Best Lap by
5.590	67.609	1:52.254	69.688	61 - Adam Shelton

Timekeeper:

Race Director:

Weather / Track: Rain / Wet

Results at www.sportstimingsservices.com





Thundersport GB - Rounds 7 and 8

Lapchart

Bridgestone Thundersport 500

Cadwell Park 2.173 Miles

Race 6

30/05/2011 12:56

Race started at 12:56:04

Competitors

	Laps										
	0	1	2	3	4	5	6	7	8	9	
Adam Shelton (61)	1	61	61	33	33	33	33	61	61	61	61
Darryl Harrison (5)	2	5	12	61	61	61	61	33	33	33	83
Andy Lawson (12)	3	12	33	12	12	12	83	83	83	83	12
Colin McCabe (83)	4	83	5	5	5	83	12	12	12	12	5
Scott Campbell (155)	5	155	83	83	83	5	5	5	5	5	66
Tom Harrison (9)	6	9	155	155	155	66	66	66	66	66	71
Richard Blunt (33)	7	33	106	106	66	155	32	106	32	71	23
Nick Clift (32)	8	32	32	32	32	32	106	32	106	23	34
James Webster (66)	9	66	9	9	106	106	71	71	71	34	82
Chris Pickersgill (21)	10	21	21	66	9	9	23	23	23	82	21
Joe Barton (106)	11	106	66	71	71	71	82	82	34	14	64
Nick Mallinson (50)	12	50	71	21	21	23	34	34	82	21	321
Chris Kingham (321)	13	321	321	321	321	21	21	21	21	321	194
Dave Palfreman (71)	14	71	82	82	82	82	321	14	14	64	47
Dominic Clegg (14)	15	14	50	50	23	34	14	321	321	194	24
David Jeff (18)	16	18	64	23	34	321	64	64	64	24	87
Lewis Osler (82)	17	82	23	34	50	50	50	47	194	47	58
Christopher Spink (42)	18	42	34	64	64	14	194	194	47	87	78
Adam Everson (34)	19	34	14	14	14	64	47	24	24	58	57
Steve Kain (47)	20	47	47	47	47	194	24	58	58	78	26
Adam Palfreman (64)	21	64	18	16	194	16	58	87	87	57	13
Kyle Wilks (23)	22	23	16	24	16	47	87	78	78	13	
Craig Jeff (16)	23	16	24	194	24	24	78	57	57	26	
Simon Matthews (24)	24	24	194	58	58	58	57	13	13	40	
Neil Schofield (194)	25	194	58	87	78	87	13	26	26	96	
Chris Bazeley (87)	26	87	87	18	87	78	26	40	40		
Chris Poncia (57)	27	57	78	78	57	57	40	96	96		
Brian Spreadborough (58)	28	58	13	57	13	13	96				
Mark Sewell (13)	29	13	57	13	26	26					
Matt Poncia (26)	30	26	26	26	40	40					
Graeme Marshall (78)	31	78	17	17	20	96					
Robert Murphy (96)	32	96	96	96	96						
Charlotte Morton (43)	33	43	20	20	43						
David Beswick (20)	34	20	40	40							
Daniel Beswick (17)	35	17	43	43							
Steve Dufton (40)	36	40	42								

Timekeeper:

Race Director:

Weather / Track: Rain / Wet

Results at www.sportstimingservices.co

Printed: 30/05/2011 13:23:41





Thundersport GB - Rounds 7 and 8

Bridgestone Thundersport 500

Cadwell Park 2.173 Miles

Race 6

30/05/2011 12:56

Race started at 12:56:04

Lap	Lap Tm	Diff	Time of Day
(61) Adam Shelton			
1	2:02.128	+9.874	12:58:08.324
2	1:57.772	+5.518	13:00:06.096
3	1:55.825	+3.571	13:02:01.921
4	1:55.359	+3.105	13:03:57.280
5	1:54.473	+2.219	13:05:51.753
6	1:54.552	+2.298	13:07:46.305
7	1:53.855	+1.601	13:09:40.160
8	1:53.852	+1.598	13:11:34.012
9	1:52.254		13:13:26.266

Lap	Lap Tm	Diff	Time of Day
(83) Colin McCabe			
1	2:02.858	+9.280	12:58:09.925
2	1:57.281	+3.703	13:00:07.206
3	1:57.349	+3.771	13:02:04.555
4	1:56.120	+2.542	13:04:00.675
5	1:54.438	+0.860	13:05:55.113
6	1:54.080	+0.502	13:07:49.193
7	1:53.867	+0.289	13:09:43.060
8	1:53.578		13:11:36.638
9	1:55.218	+1.640	13:13:31.856

Lap	Lap Tm	Diff	Time of Day
(12) Andy Lawson			
1	2:02.641	+7.462	12:58:09.073
2	1:57.875	+2.696	13:00:06.948
3	1:57.189	+2.010	13:02:04.137
4	1:56.472	+1.293	13:04:00.609
5	1:55.647	+0.468	13:05:56.256
6	1:55.179		13:07:51.435
7	1:55.488	+0.309	13:09:46.923
8	1:55.460	+0.281	13:11:42.383
9	1:56.775	+1.596	13:13:39.158

Lap	Lap Tm	Diff	Time of Day
(5) Darryl Harrison			
1	2:03.222	+7.472	12:58:09.497
2	1:57.546	+1.796	13:00:07.043
3	1:57.399	+1.649	13:02:04.442
4	1:56.809	+1.059	13:04:01.251
5	1:56.413	+0.663	13:05:57.664
6	1:55.750		13:07:53.414
7	1:56.622	+0.872	13:09:50.036
8	1:57.495	+1.745	13:11:47.531
9	1:59.417	+3.667	13:13:46.948

Lap	Lap Tm	Diff	Time of Day
(66) James Webster			
1	2:06.297	+10.039	12:58:14.056
2	1:58.581	+2.323	13:00:12.637
3	1:57.768	+1.510	13:02:10.405
4	1:57.667	+1.409	13:04:08.072
5	1:56.258		13:06:04.330
6	1:57.273	+1.015	13:08:01.603
7	1:57.897	+1.639	13:09:59.500
8	1:58.648	+2.390	13:11:58.148
9	1:59.584	+3.326	13:13:57.732

Lap	Lap Tm	Diff	Time of Day
(71) Dave Palfreman			
1	2:05.320	+8.129	12:58:14.131
2	1:59.830	+2.639	13:00:13.961
3	1:58.727	+1.536	13:02:12.688
4	1:58.938	+1.747	13:04:11.626

Lap	Lap Tm	Diff	Time of Day
5	1:58.288	+1.097	13:06:09.914
6	1:58.130	+0.939	13:08:08.044
7	1:57.656	+0.465	13:10:05.700
8	1:57.191		13:12:02.891
9	1:59.310	+2.119	13:14:02.201

Lap	Lap Tm	Diff	Time of Day
(23) Kyle Wilks			
1	2:08.485	+12.210	12:58:18.120
2	2:01.138	+4.863	13:00:19.258
3	1:59.566	+3.291	13:02:18.824
4	1:59.623	+3.348	13:04:18.447
5	2:00.687	+4.412	13:06:19.134
6	1:58.689	+2.414	13:08:17.823
7	1:56.275		13:10:14.098
8	1:56.820	+0.545	13:12:10.918
9	1:58.043	+1.768	13:14:08.961

Lap	Lap Tm	Diff	Time of Day
(34) Adam Everson			
1	2:09.417	+13.108	12:58:18.695
2	2:00.698	+4.389	13:00:19.393
3	1:59.480	+3.171	13:02:18.873
4	2:00.346	+4.037	13:04:19.219
5	2:00.237	+3.928	13:06:19.456
6	1:58.773	+2.464	13:08:18.229
7	1:56.309		13:10:14.538
8	1:57.152	+0.843	13:12:11.690
9	1:57.456	+1.147	13:14:09.146

Lap	Lap Tm	Diff	Time of Day
(82) Lewis Osler			
1	2:06.807	+9.239	12:58:15.996
2	2:01.535	+3.967	13:00:17.531
3	2:00.927	+3.359	13:02:18.458
4	2:00.435	+2.867	13:04:18.893
5	2:00.344	+2.776	13:06:19.237
6	1:58.713	+1.145	13:08:17.950
7	1:57.649	+0.081	13:10:15.599
8	1:57.568		13:12:13.167
9	1:59.666	+2.098	13:14:12.833

Lap	Lap Tm	Diff	Time of Day
(21) Chris Pickersgill			
1	2:05.994	+7.148	12:58:13.944
2	2:01.873	+3.027	13:00:15.817
3	2:01.659	+2.813	13:02:17.476
4	2:01.283	+2.437	13:04:18.759
5	2:01.869	+3.023	13:06:20.628
6	1:59.217	+0.371	13:08:19.845
7	1:58.939	+0.093	13:10:18.784
8	1:58.846		13:12:17.630
9	1:59.084	+0.238	13:14:16.714

Lap	Lap Tm	Diff	Time of Day
(64) Adam Palfreman			
1	2:08.299	+10.258	12:58:17.854
2	2:02.694	+4.653	13:00:20.548
3	2:01.178	+3.137	13:02:21.726
4	2:02.281	+4.240	13:04:24.007
5	2:01.381	+3.340	13:06:25.388
6	1:58.041		13:08:23.429
7	1:58.404	+0.363	13:10:21.833
8	2:01.137	+3.096	13:12:22.970
9	1:58.620	+0.579	13:14:21.590

Lap	Lap Tm	Diff	Time of Day
(321) Chris Kingham			
1	2:07.019	+8.144	12:58:15.451
2	2:01.186	+2.311	13:00:16.637
3	2:01.617	+2.742	13:02:18.254
4	2:02.401	+3.526	13:04:20.655
5	2:02.191	+3.316	13:06:22.846
6	2:00.050	+1.175	13:08:22.896
7	1:58.875		13:10:21.771
8	2:01.160	+2.285	13:12:22.931
9	2:01.075	+2.200	13:14:24.006

Lap	Lap Tm	Diff	Time of Day
(194) Neil Schofield			
1	2:11.987	+12.940	12:58:22.189
2	2:03.678	+4.631	13:00:25.867
3	2:01.138	+2.091	13:02:27.005
4	2:01.298	+2.251	13:04:28.303
5	2:01.347	+2.300	13:06:29.650
6	2:02.522	+3.475	13:08:32.172
7	1:59.047		13:10:31.219
8	2:00.056	+1.009	13:12:31.275
9	2:02.581	+3.534	13:14:33.856

Lap	Lap Tm	Diff	Time of Day
(47) Steve Kain			
1	2:10.394	+9.995	12:58:19.814
2	2:04.214	+3.815	13:00:24.028
3	2:02.361	+1.962	13:02:26.389
4	2:02.187	+1.788	13:04:28.576
5	2:02.177	+1.778	13:06:30.753
6	2:01.002	+0.603	13:08:31.755
7	2:00.399		13:10:32.154
8	2:02.499	+2.100	13:12:34.653
9	2:02.074	+1.675	13:14:36.727

Lap	Lap Tm	Diff	Time of Day
(24) Simon Matthews			
1	2:11.944	+12.678	12:58:22.002
2	2:03.546	+4.280	13:00:25.548
3	2:03.235	+3.969	13:02:28.783
4	2:00.772	+1.506	13:04:29.555
5	2:02.338	+3.072	13:06:31.893
6	2:01.138	+1.872	13:08:33.031
7	1:59.266		13:10:32.297
8	2:02.131	+2.865	13:12:34.428
9	2:05.019	+5.753	13:14:39.447

Lap	Lap Tm	Diff	Time of Day
(87) Chris Bazeley			
1	2:13.139	+13.187	12:58:23.366
2	2:06.194	+6.242	13:00:29.560
3	2:06.276	+6.324	13:02:35.836
4	2:01.787	+1.835	13:04:37.623
5	2:01.887	+1.935	13:06:39.510
6	2:00.708	+0.756	13:08:40.218
7	1:59.952		13:10:40.170
8	2:00.780	+0.828	13:12:40.950
9	2:00.201	+0.249	13:14:41.151

Lap	Lap Tm	Diff	Time of Day
(58) Brian Spreadborough			
1	2:12.135	+12.882	12:58:22.978
2	2:05.694	+6.441	13:00:28.672
3	2:02.985	+3.732	13:02:31.657
4	2:02.812	+3.559	13:04:34.469
5	2:02.857	+3.604	13:06:37.326

Timekeeper:

Race Director:

Weather / Track: Rain / Wet

Results at www.sportstimingservices.co





Thundersport GB - Rounds 7 and 8

Bridgestone Thundersport 500

Cadwell Park 2.173 Miles

Race 6

30/05/2011 12:56

Race started at 12:56:04

Lap	Lap Tm	Diff	Time of Day
6	2:01.693	+2.440	13:08:39.019
7	2:00.916	+1.663	13:10:39.935
8	2:02.301	+3.048	13:12:42.236
9	1:59.253		13:14:41.489

(78) Graeme Marshall

1	2:12.441	+13.091	12:58:23.645
2	2:06.522	+7.172	13:00:30.167
3	2:05.549	+6.199	13:02:35.716
4	2:03.027	+3.677	13:04:38.743
5	2:01.653	+2.303	13:06:40.396
6	2:00.756	+1.406	13:08:41.152
7	1:59.350		13:10:40.502
8	2:02.259	+2.909	13:12:42.761
9	2:00.078	+0.728	13:14:42.839

(57) Chris Poncia

1	2:15.320	+11.936	12:58:25.657
2	2:05.190	+1.806	13:00:30.847
3	2:05.770	+2.386	13:02:36.617
4	2:04.022	+0.638	13:04:40.639
5	2:05.105	+1.721	13:06:45.744
6	2:04.556	+1.172	13:08:50.300
7	2:03.384		13:10:53.684
8	2:06.154	+2.770	13:12:59.838
9	2:04.637	+1.253	13:15:04.475

(26) Matt Poncia

1	2:18.027	+15.300	12:58:29.104
2	2:08.416	+5.689	13:00:37.520
3	2:05.724	+2.997	13:02:43.244
4	2:05.894	+3.167	13:04:49.138
5	2:05.963	+3.236	13:06:55.101
6	2:05.696	+2.969	13:09:00.797
7	2:06.094	+3.367	13:11:06.891
8	2:06.568	+3.841	13:13:13.459
9	2:02.727		13:15:16.186

(13) Mark Sewell

1	2:14.227	+8.580	12:58:25.216
2	2:08.295	+2.648	13:00:33.511
3	2:06.899	+1.252	13:02:40.410
4	2:05.768	+0.121	13:04:46.178
5	2:08.125	+2.478	13:06:54.303
6	2:06.036	+0.389	13:09:00.339
7	2:06.281	+0.634	13:11:06.620
8	2:06.238	+0.591	13:13:12.858
9	2:05.647		13:15:18.505

(40) Steve Dufton

1	2:21.170	+16.462	12:58:33.491
2	2:14.005	+9.297	13:00:47.496
3	2:13.751	+9.043	13:03:01.247
4	2:09.998	+5.290	13:05:11.245
5	2:10.761	+6.053	13:07:22.006
6	2:07.725	+3.017	13:09:29.731
7	2:05.848	+1.140	13:11:35.579
8	2:04.708		13:13:40.287

(96) Robert Murphy

1	2:21.289	+9.275	12:58:32.915
---	----------	--------	--------------

Lap	Lap Tm	Diff	Time of Day
2	2:13.635	+1.621	13:00:46.550
3	2:15.248	+3.234	13:03:01.798
4	2:15.287	+3.273	13:05:17.085
5	2:18.617	+6.603	13:07:35.702
6	2:14.602	+2.588	13:09:50.304
7	2:12.014		13:12:02.318
8	2:14.754	+2.740	13:14:17.072

(50) Nick Mallinson

1	2:08.291	+6.842	12:58:16.552
2	2:01.449		13:00:18.001
3	2:02.601	+1.152	13:02:20.602
4	2:02.138	+0.689	13:04:22.740
5	2:04.363	+2.914	13:06:27.103

(155) Scott Campbell

1	2:04.196	+4.906	12:58:11.271
2	1:59.290		13:00:10.561
3	1:59.685	+0.395	13:02:10.246
4	1:59.577	+0.287	13:04:09.823

(9) Tom Harrison

1	2:05.682	+7.127	12:58:12.808
2	1:59.721	+1.166	13:00:12.529
3	1:59.707	+1.152	13:02:12.236
4	1:58.555		13:04:10.791

(16) Craig Jeff

1	2:11.671	+10.583	12:58:21.401
2	2:02.696	+1.608	13:00:24.097
3	2:03.135	+2.047	13:02:27.232
4	2:01.088		13:04:28.320

(20) David Beswick

1	2:21.440	+8.077	12:58:33.452
2	2:13.363		13:00:46.815
3	2:14.967	+1.604	13:03:01.782

(43) Charlotte Morton

1	2:22.238	+8.612	12:58:34.046
2	2:13.626		13:00:47.672
3	2:14.533	+0.907	13:03:02.205

(18) David Jeff

1	2:12.393	+3.812	12:58:21.296
2	2:08.581		13:00:29.877

(17) Daniel Beswick

1	2:20.453	+7.976	12:58:32.617
2	2:12.477		13:00:45.094

(42) Christopher Spink

1	2:25.127		12:58:34.372
---	-----------------	--	--------------

(33) Richard Blunt

1	2:01.736	+7.716	12:58:09.255
2	1:56.547	+2.527	13:00:05.802
3	1:55.870	+1.850	13:02:01.672
4	1:55.008	+0.988	13:03:56.680
5	1:54.971	+0.951	13:05:51.651
6	1:55.173	+1.153	13:07:46.824

Lap	Lap Tm	Diff	Time of Day
7	1:54.020		13:09:40.844
8	1:54.359	+0.339	13:11:35.203

(14) Dominic Clegg

1	2:09.821	+12.827	12:58:18.719
2	2:03.657	+6.663	13:00:22.376
3	2:01.219	+4.225	13:02:23.595
4	1:59.972	+2.978	13:04:23.567
5	2:00.287	+3.293	13:06:23.854
6	1:57.558	+0.564	13:08:21.412
7	1:57.656	+0.662	13:10:19.068
8	1:56.994		13:12:16.062

(32) Nick Clift

1	2:04.980	+7.993	12:58:12.633
2	1:59.205	+2.218	13:00:11.838
3	1:59.127	+2.140	13:02:10.965
4	1:58.968	+1.981	13:04:09.933
5	1:58.763	+1.776	13:06:08.696
6	1:58.541	+1.554	13:08:07.237
7	1:56.987		13:10:04.224

(106) Joe Barton

1	2:04.104	+6.500	12:58:12.156
2	1:59.664	+2.060	13:00:11.820
3	2:00.275	+2.671	13:02:12.095
4	1:58.545	+0.941	13:04:10.640
5	1:58.760	+1.156	13:06:09.400
6	1:57.604		13:08:07.004
7	1:57.882	+0.278	13:10:04.886

Timekeeper:

Race Director:

Weather / Track: Rain / Wet

Results at www.sportstimingservices.co





Thundersport GB - Rounds 7 and 8

Sorted on Laps

Bridgestone Thundersport 500

Cadwell Park 2.173 Miles

Race 14

30/05/2011 17:03

Race started at 17:03:33

Pos	No.	Name	Bike	CC	Laps	Total Tm	Diff	Best Tm	Best Speed	Avg. Speed
1	12	Andy Lawson	Honda	500	8	15:08.869		1:52.114	69.775	68.857
2	61	Adam Shelton	Honda	500	8	15:11.545	2.676	1:51.311	70.279	68.655
3	5	Darryl Harrison	Honda	500	8	15:22.127	13.258	1:53.537	68.901	67.867
4	83	Colin McCabe	Honda	500	8	15:25.034	16.165	1:54.225	68.486	67.654
5	66	James Webster	Honda	500	8	15:27.583	18.714	1:53.383	68.994	67.468
6	155	Scott Campbell	Honda	500	8	15:28.319	19.450	1:53.784	68.751	67.415
7	33	Richard Blunt	Honda	500	8	15:29.071	20.202	1:53.900	68.681	67.360
8	50	Nick Mallinson	Honda	500	8	15:42.919	34.050	1:55.629	67.654	66.371
9	21	Chris Pickersgill	Honda	500	8	15:46.817	37.948	1:56.060	67.403	66.098
10	71	Dave Palfreman	Honda	500	8	15:46.960	38.091	1:55.756	67.580	66.088
11	23	Kyle Wilks	Honda	500	8	15:47.174	38.305	1:54.104	68.559	66.073
12	106	Joe Barton	Kawasaki	500	8	15:52.419	43.550	1:56.218	67.311	65.709
13	9	Tom Harrison	Honda	500	8	15:53.894	45.025	1:56.736	67.013	65.607
14	14	Dominic Clegg	Honda	500	8	15:56.667	47.798	1:56.210	67.316	65.417
15	194	Neil Schofield	Honda	500	8	15:59.845	50.976	1:56.473	67.164	65.200
16	82	Lewis Osler	Honda	500	8	16:01.514	52.645	1:57.065	66.824	65.087
17	321	Chris Kingham	Honda	500	8	16:01.525	52.656	1:57.985	66.303	65.087
18	58	Brian Spreadborough	Honda	500	8	16:02.241	53.372	1:57.335	66.671	65.038
19	18	David Jeff	Honda	500	8	16:13.619	1:04.750	1:57.537	66.556	64.278
20	16	Craig Jeff	Honda	500	8	16:20.315	1:11.446	2:00.438	64.953	63.839
21	87	Chris Bazeley	Honda	500	8	16:20.380	1:11.511	1:59.049	65.711	63.835
22	47	Steve Kain	Honda	500	8	16:36.234	1:27.365	2:02.190	64.022	62.819
23	13	Mark Sewell	Honda	500	8	16:38.973	1:30.104	1:59.964	65.210	62.647
24	78	Graeme Marshall	Honda	500	8	16:39.283	1:30.414	2:00.681	64.822	62.627
25	93	Matthew Laws	Honda	500	8	17:00.195	1:51.326	2:01.774	64.240	61.344
26	24	Simon Matthews	Honda	500	8	17:03.224	1:54.355	2:02.297	63.966	61.162
27	96	Robert Murphy	Honda	500	8	17:03.376	1:54.507	2:02.309	63.959	61.153
28	40	Steve Dufton	Honda	500	8	17:03.396	1:54.527	2:03.361	63.414	61.152
29	43	Charlotte Morton	Honda	500	7	15:25.925	1 Lap	2:09.898	60.223	59.140
30	59	Seth Curry	Honda	500	7	15:28.262	1 Lap	2:08.364	60.942	58.991

Not classified

DNF	34	Adam Everson	Honda	500	7	13:59.715	DNF	1:55.241	67.882	65.212
DNF	26	Matt Poncia	Honda	500	6	12:37.597	DNF	2:02.537	63.840	61.955
DNF	42	Christopher Spink	Honda	500	4	9:09.096	DNF	2:15.592	57.694	56.987
DNF	64	Adam Palfreman	Honda	500	3	6:14.639	DNF	2:01.453	64.410	62.643
DNF	32	Nick Clift	Honda	500		2.677	DNF	-	-	-

Margin of Victory	Avg. Speed	Best Lap Tm	Best Speed	Best Lap by
2.676	68.857	1:51.311	70.279	61 - Adam Shelton

Timekeeper:

Race Director:

Weather / Track: Rain / Wet

Results at www.sportstimingsservices.com





Thundersport GB - Rounds 7 and 8

Lapchart

Bridgestone Thundersport 500

Cadwell Park 2.173 Miles

Race 14

30/05/2011 17:03

Race started at 17:03:33

Competitors

Laps

	0	1	2	3	4	5	6	7	8
Adam Shelton (61)	1	61	61	12	12	12	12	12	12
Darryl Harrison (5)	2	5	12	61	61	61	61	61	61
Andy Lawson (12)	3	12	83	83	5	5	5	5	5
Colin McCabe (83)	4	83	5	5	83	83	83	83	83
Scott Campbell (155)	5	155	155	66	66	66	66	155	66
Tom Harrison (9)	6	9	66	155	155	155	155	66	155
Richard Blunt (33)	7	33	33	33	33	33	33	33	33
James Webster (66)	8	66	21	21	21	50	50	50	50
Nick Clift (32)	9	32	50	50	50	21	21	21	21
Chris Pickersgill (21)	10	21	9	9	71	71	71	71	71
Nick Mallinson (50)	11	50	71	71	9	9	23	23	23
Joe Barton (106)	12	106	321	321	23	23	9	106	106
Chris Kingham (321)	13	321	18	23	321	106	106	9	9
David Jeff (18)	14	18	106	106	106	321	321	14	34
Dave Palfreman (71)	15	71	23	34	34	14	34	34	14
Dominic Clegg (14)	16	14	34	14	14	34	14	321	321
Christopher Spink (42)	17	42	14	18	58	82	82	82	321
Adam Everson (34)	18	34	16	16	82	58	58	194	194
Lewis Osler (82)	19	82	64	82	16	194	194	58	18
Steve Kain (47)	20	47	82	64	194	16	16	18	16
Craig Jeff (16)	21	16	87	58	64	18	18	16	87
Kyle Wilks (23)	22	23	58	194	18	87	87	87	47
Adam Palfreman (64)	23	64	194	87	47	47	47	47	13
Simon Matthews (24)	24	24	47	47	87	78	78	78	78
Neil Schofield (194)	25	194	13	13	13	13	24	13	93
Chris Bazeley (87)	26	87	24	24	24	24	13	24	24
Matthew Laws (93)	27	93	78	78	78	26	26	26	93
Brian Spreadborough (58)	28	58	93	26	26	40	40	40	40
Seth Curry (59)	29	59	26	40	40	93	93	93	96
Matt Poncia (26)	30	26	42	93	93	96	96	96	43
Mark Sewell (13)	31	13	40	43	43	43	43	59	59
Graeme Marshall (78)	32	78	59	59	96	59	59	43	
Robert Murphy (96)	33	96	43	96	59	42			
Charlotte Morton (43)	34	43	96	42	42				
Steve Dufton (40)	35	40							

Timekeeper:

Race Director:

Weather / Track: Rain / Wet

Results at www.sportstimingservices.co

Printed: 30/05/2011 17:29:34





Thundersport GB - Rounds 7 and 8

Bridgestone Thundersport 500

Cadwell Park 2.173 Miles

Race 14

30/05/2011 17:03

Race started at 17:03:33

Lap	Lap Tm	Diff	Time of Day
(12) Andy Lawson			
1	1:58.454	+6.340	17:05:33.980
2	1:53.774	+1.660	17:07:27.754
3	1:53.123	+1.009	17:09:20.877
4	1:52.684	+0.570	17:11:13.561
5	1:52.453	+0.339	17:13:06.014
6	1:52.144	+0.030	17:14:58.158
7	1:52.114		17:16:50.272
8	1:52.578	+0.464	17:18:42.850

Lap	Lap Tm	Diff	Time of Day
(61) Adam Shelton			
1	1:57.914	+6.603	17:05:33.304
2	1:54.753	+3.442	17:07:28.057
3	1:53.924	+2.613	17:09:21.981
4	1:54.751	+3.440	17:11:16.732
5	1:53.255	+1.944	17:13:09.987
6	1:52.414	+1.103	17:15:02.401
7	1:51.814	+0.503	17:16:54.215
8	1:51.311		17:18:45.526

Lap	Lap Tm	Diff	Time of Day
(5) Darryl Harrison			
1	1:59.013	+5.476	17:05:34.521
2	1:55.000	+1.463	17:07:29.521
3	1:54.222	+0.685	17:09:23.743
4	1:54.076	+0.539	17:11:17.819
5	1:53.537		17:13:11.356
6	1:53.826	+0.289	17:15:05.182
7	1:54.427	+0.890	17:16:59.609
8	1:56.499	+2.962	17:18:56.108

Lap	Lap Tm	Diff	Time of Day
(83) Colin McCabe			
1	1:58.098	+3.873	17:05:34.092
2	1:55.084	+0.859	17:07:29.176
3	1:55.155	+0.930	17:09:24.331
4	1:54.278	+0.053	17:11:18.609
5	1:54.225		17:13:12.834
6	1:54.637	+0.412	17:15:07.471
7	1:54.992	+0.767	17:17:02.463
8	1:56.552	+2.327	17:18:59.015

Lap	Lap Tm	Diff	Time of Day
(66) James Webster			
1	2:00.746	+7.363	17:05:37.376
2	1:55.015	+1.632	17:07:32.391
3	1:55.880	+2.497	17:09:28.271
4	1:55.563	+2.180	17:11:23.834
5	1:55.982	+2.599	17:13:19.816
6	1:54.767	+1.384	17:15:14.583
7	1:53.383		17:17:07.966
8	1:53.598	+0.215	17:19:01.564

Lap	Lap Tm	Diff	Time of Day
(155) Scott Campbell			
1	2:00.863	+7.079	17:05:37.149
2	1:57.121	+3.337	17:07:34.270
3	1:56.255	+2.471	17:09:30.525
4	1:55.458	+1.674	17:11:25.983
5	1:54.613	+0.829	17:13:20.596
6	1:53.784		17:15:14.380
7	1:53.918	+0.134	17:17:08.298
8	1:54.002	+0.218	17:19:02.300

Lap	Lap Tm	Diff	Time of Day
(33) Richard Blunt			
1	2:01.063	+7.163	17:05:37.683
2	1:56.993	+3.093	17:07:34.676
3	1:56.098	+2.198	17:09:30.774
4	1:55.480	+1.580	17:11:26.254
5	1:54.755	+0.855	17:13:21.009
6	1:54.049	+0.149	17:15:15.058
7	1:54.094	+0.194	17:17:09.152
8	1:53.900		17:19:03.052

Lap	Lap Tm	Diff	Time of Day
(50) Nick Mallinson			
1	2:02.794	+7.165	17:05:40.054
2	1:58.104	+2.475	17:07:38.158
3	1:57.859	+2.230	17:09:36.017
4	1:56.484	+0.855	17:11:32.501
5	1:56.614	+0.985	17:13:29.115
6	1:56.276	+0.647	17:15:25.391
7	1:55.629		17:17:21.020
8	1:55.880	+0.251	17:19:16.900

Lap	Lap Tm	Diff	Time of Day
(21) Chris Pickersgill			
1	2:02.442	+6.382	17:05:39.629
2	1:58.205	+2.145	17:07:37.834
3	1:57.887	+1.827	17:09:35.721
4	1:58.475	+2.415	17:11:34.196
5	1:56.767	+0.707	17:13:30.963
6	1:56.778	+0.718	17:15:27.741
7	1:56.060		17:17:23.801
8	1:56.997	+0.937	17:19:20.798

Lap	Lap Tm	Diff	Time of Day
(71) Dave Palfreman			
1	2:03.727	+7.971	17:05:41.569
2	1:59.290	+3.534	17:07:40.859
3	1:57.221	+1.465	17:09:38.080
4	1:57.493	+1.737	17:11:35.573
5	1:56.545	+0.789	17:13:32.118
6	1:55.756		17:15:27.874
7	1:55.993	+0.237	17:17:23.867
8	1:57.074	+1.318	17:19:20.941

Lap	Lap Tm	Diff	Time of Day
(23) Kyle Wilks			
1	2:05.252	+11.148	17:05:43.968
2	1:59.037	+4.933	17:07:43.005
3	1:58.442	+4.338	17:09:41.447
4	1:57.286	+3.182	17:11:38.733
5	1:56.068	+1.964	17:13:34.801
6	1:57.022	+2.918	17:15:31.823
7	1:55.228	+1.124	17:17:27.051
8	1:54.104		17:19:21.155

Lap	Lap Tm	Diff	Time of Day
(106) Joe Barton			
1	2:06.550	+10.332	17:05:43.810
2	1:59.426	+3.208	17:07:43.236
3	1:59.217	+2.999	17:09:42.453
4	1:57.184	+0.966	17:11:39.637
5	1:56.830	+0.612	17:13:36.467
6	1:56.218		17:15:32.685
7	1:56.401	+0.183	17:17:29.086
8	1:57.314	+1.096	17:19:26.400

(9) Tom Harrison

Lap	Lap Tm	Diff	Time of Day
(14) Dominic Clegg			
1	2:04.837	+8.101	17:05:41.195
2	1:59.175	+2.439	17:07:40.370
3	1:59.276	+2.540	17:09:39.646
4	1:58.204	+1.468	17:11:37.850
5	1:58.052	+1.316	17:13:35.902
6	1:57.577	+0.841	17:15:33.479
7	1:56.736		17:17:30.215
8	1:57.660	+0.924	17:19:27.875

Lap	Lap Tm	Diff	Time of Day
(14) Dominic Clegg			
1	2:06.993	+10.783	17:05:44.864
2	1:59.784	+3.574	17:07:44.648
3	1:58.588	+2.378	17:09:43.236
4	1:58.839	+2.629	17:11:42.075
5	1:58.955	+2.745	17:13:41.030
6	1:56.210		17:15:37.240
7	1:56.537	+0.327	17:17:33.777
8	1:56.871	+0.661	17:19:30.648

Lap	Lap Tm	Diff	Time of Day
(194) Neil Schofield			
1	2:08.475	+12.002	17:05:47.642
2	1:59.950	+3.477	17:07:47.592
3	2:00.502	+4.029	17:09:48.094
4	1:58.106	+1.633	17:11:46.200
5	1:57.737	+1.264	17:13:43.937
6	1:56.871	+0.398	17:15:40.808
7	1:56.473		17:17:37.281
8	1:56.545	+0.072	17:19:33.826

Lap	Lap Tm	Diff	Time of Day
(82) Lewis Osler			
1	2:08.146	+11.081	17:05:46.416
2	2:00.246	+3.181	17:07:46.662
3	2:00.227	+3.162	17:09:46.889
4	1:57.065		17:11:43.954
5	1:57.340	+0.275	17:13:41.294
6	1:57.751	+0.686	17:15:39.045
7	1:57.913	+0.848	17:17:36.958
8	1:58.537	+1.472	17:19:35.495

Lap	Lap Tm	Diff	Time of Day
(321) Chris Kingham			
1	2:05.404	+7.419	17:05:42.982
2	1:59.630	+1.645	17:07:42.612
3	1:59.703	+1.718	17:09:42.315
4	1:59.116	+1.131	17:11:41.431
5	1:58.994	+1.009	17:13:40.425
6	1:58.528	+0.543	17:15:38.953
7	1:57.985		17:17:36.938
8	1:58.568	+0.583	17:19:35.506

Lap	Lap Tm	Diff	Time of Day
(58) Brian Spreadborough			
1	2:07.633	+10.298	17:05:47.176
2	2:00.084	+2.749	17:07:47.260
3	1:58.867	+1.532	17:09:46.127
4	1:58.015	+0.680	17:11:44.142
5	1:58.381	+1.046	17:13:42.523
6	1:58.297	+0.962	17:15:40.820
7	1:57.335		17:17:38.155
8	1:58.067	+0.732	17:19:36.222

Lap	Lap Tm	Diff	Time of Day
(18) David Jeff			
1	2:05.863	+8.326	17:05:43.667

Timekeeper:

Race Director:

Weather / Track: Rain / Wet

Results at www.sportstimingservices.co





Thundersport GB - Rounds 7 and 8

Bridgestone Thundersport 500

Cadwell Park 2.173 Miles

Race 14

30/05/2011 17:03

Race started at 17:03:33

Lap	Lap Tm	Diff	Time of Day
2	2:02.542	+5.005	17:07:46.209
3	2:06.012	+8.475	17:09:52.221
4	2:00.828	+3.291	17:11:53.049
5	1:59.690	+2.153	17:13:52.739
6	1:58.618	+1.081	17:15:51.357
7	1:57.537		17:17:48.894
8	1:58.706	+1.169	17:19:47.600

(16) Craig Jeff

1	2:06.475	+6.037	17:05:45.147
2	2:01.162	+0.724	17:07:46.309
3	2:01.544	+1.106	17:09:47.853
4	2:00.841	+0.403	17:11:48.694
5	2:00.569	+0.131	17:13:49.263
6	2:01.367	+0.929	17:15:50.630
7	2:00.438		17:17:51.068
8	2:03.228	+2.790	17:19:54.296

(87) Chris Bazeley

1	2:07.692	+8.643	17:05:46.866
2	2:03.147	+4.098	17:07:50.013
3	2:03.084	+4.035	17:09:53.097
4	2:01.949	+2.900	17:11:55.046
5	1:59.694	+0.645	17:13:54.740
6	2:00.824	+1.775	17:15:55.564
7	1:59.748	+0.699	17:17:55.312
8	1:59.049		17:19:54.361

(47) Steve Kain

1	2:09.618	+7.428	17:05:48.139
2	2:02.515	+0.325	17:07:50.654
3	2:02.220	+0.030	17:09:52.874
4	2:02.190		17:11:55.064
5	2:02.939	+0.749	17:13:58.003
6	2:03.562	+1.372	17:16:01.565
7	2:03.305	+1.115	17:18:04.870
8	2:05.345	+3.155	17:20:10.215

(13) Mark Sewell

1	2:10.911	+10.947	17:05:51.085
2	2:03.362	+3.398	17:07:54.447
3	2:04.639	+4.675	17:09:59.086
4	2:05.257	+5.293	17:12:04.343
5	2:03.747	+3.783	17:14:08.090
6	2:03.164	+3.200	17:16:11.254
7	2:01.736	+1.772	17:18:12.990
8	1:59.964		17:20:12.954

(78) Graeme Marshall

1	2:13.492	+12.811	17:05:53.707
2	2:02.985	+2.304	17:07:56.692
3	2:03.842	+3.161	17:10:00.534
4	2:03.018	+2.337	17:12:03.552
5	2:03.949	+3.268	17:14:07.501
6	2:02.981	+2.300	17:16:10.482
7	2:02.101	+1.420	17:18:12.583
8	2:00.681		17:20:13.264

(93) Matthew Laws

1	2:15.674	+13.900	17:05:55.064
2	2:09.979	+8.205	17:08:05.043

Lap	Lap Tm	Diff	Time of Day
3	2:07.767	+5.993	17:10:12.810
4	2:06.027	+4.253	17:12:18.837
5	2:06.451	+4.677	17:14:25.288
6	2:04.583	+2.809	17:16:29.871
7	2:01.774		17:18:31.645
8	2:02.531	+0.757	17:20:34.176

(24) Simon Matthews

1	2:12.875	+10.578	17:05:51.823
2	2:03.336	+1.039	17:07:55.159
3	2:04.339	+2.042	17:09:59.498
4	2:04.939	+2.642	17:12:04.437
5	2:03.397	+1.100	17:14:07.834
6	2:03.489	+1.192	17:16:11.323
7	2:02.297		17:18:13.620
8	2:23.585	+21.288	17:20:37.205

(96) Robert Murphy

1	2:19.058	+16.749	17:05:59.344
2	2:11.583	+9.274	17:08:10.927
3	2:07.730	+5.421	17:10:18.657
4	2:05.674	+3.365	17:12:24.331
5	2:03.179	+0.870	17:14:27.510
6	2:04.031	+1.722	17:16:31.541
7	2:03.507	+1.198	17:18:35.048
8	2:02.309		17:20:37.357

(40) Steve Dufton

1	2:14.706	+11.345	17:05:55.720
2	2:08.294	+4.933	17:08:04.014
3	2:06.968	+3.607	17:10:10.982
4	2:07.452	+4.091	17:12:18.434
5	2:06.485	+3.124	17:14:24.919
6	2:04.689	+1.328	17:16:29.608
7	2:04.408	+1.047	17:18:34.016
8	2:03.361		17:20:37.377

(43) Charlotte Morton

1	2:17.401	+7.503	17:05:58.144
2	2:10.069	+0.171	17:08:08.213
3	2:10.193	+0.295	17:10:18.406
4	2:10.346	+0.448	17:12:28.752
5	2:11.174	+1.276	17:14:39.926
6	2:09.898		17:16:49.824
7	2:10.082	+0.184	17:18:59.906

(59) Seth Curry

1	2:17.894	+9.530	17:05:57.704
2	2:13.110	+4.746	17:08:10.814
3	2:11.212	+2.848	17:10:22.026
4	2:10.395	+2.031	17:12:32.421
5	2:08.943	+0.579	17:14:41.364
6	2:08.364		17:16:49.728
7	2:12.515	+4.151	17:19:02.243

(34) Adam Everson

1	2:06.088	+10.847	17:05:44.258
2	2:00.389	+5.148	17:07:44.647
3	1:58.136	+2.895	17:09:42.783
4	1:59.327	+4.086	17:11:42.110
5	1:58.448	+3.207	17:13:40.558

Lap	Lap Tm	Diff	Time of Day
6	1:57.897	+2.656	17:15:38.455
7	1:55.241		17:17:33.696

(26) Matt Poncia

1	2:15.248	+12.711	17:05:55.328
2	2:03.846	+1.309	17:07:59.174
3	2:02.779	+0.242	17:10:01.953
4	2:03.666	+1.129	17:12:05.619
5	2:03.422	+0.885	17:14:09.041
6	2:02.537		17:16:11.578

(42) Christopher Spink

1	2:17.281	+1.689	17:05:55.406
2	2:15.629	+0.037	17:08:11.035
3	2:16.450	+0.858	17:10:27.485
4	2:15.592		17:12:43.077

(64) Adam Palfreman

1	2:06.818	+5.365	17:05:45.608
2	2:01.559	+0.106	17:07:47.167
3	2:01.453		17:09:48.620

Timekeeper:

Race Director:

Weather / Track: Rain / Wet

Results at www.sportstimingservices.co





Thundersport GB - Rounds 7 and 8

Sorted on Best Lap time

Bikesport News Superstock 600

Cadwell Park 2.173 Miles

Qualifying

29/05/2011 09:25

Practice started at 9:25:17

Pos	No.	Name	Bike	CC	Best Tm	Best Speed	Diff	In Lap	2nd Best
1	17	Adam Robinson	Triumph	675	1:35.595	81.833		11	1:35.793
2	94	Chaz Beale	Yamaha	600	1:35.679	81.761	0.084	9	1:36.096
3	48	Scott Wilson	Kawasaki	600	1:36.342	81.198	0.747	10	1:36.682
4	47	Nick Anderson	Yamaha	600	1:36.442	81.114	0.847	11	1:36.656
5	64	Shaun Brown	Kawasaki	600	1:36.543	81.029	0.948	8	1:36.779
6	33	Tom Meehan	Yamaha	600	1:36.605	80.977	1.010	6	1:36.614
7	74	Curtis Wright	Triumph	675	1:36.814	80.802	1.219	9	1:38.369
8	68	Paul Wishart	Yamaha	600	1:36.925	80.710	1.330	10	1:37.442
9	10	Curtis Rothwell	Triumph	675	1:36.939	80.698	1.344	8	1:37.964
10	11	Tommy Mountain	Yamaha	600	1:37.057	80.600	1.462	3	1:37.384
11	35	Matthew Shellcock	Yamaha	600	1:37.310	80.391	1.715	7	1:37.616
12	18	Oliver Harrison	Yamaha	600	1:37.440	80.283	1.845	6	1:37.696
13	4	Tom McHale	Yamaha	600	1:38.228	79.639	2.633	10	1:38.312
14	5	Marty Lennon	Kawasaki	600	1:38.473	79.441	2.878	9	1:40.059
15	24	Michael Cooper	Triumph	675	1:38.522	79.402	2.927	11	1:39.106
16	7	Jodie Chalk	Triumph	675	1:38.531	79.394	2.936	4	1:39.360
17	118	Dan Chappell	Yamaha	600	1:38.927	79.076	3.332	4	1:39.685
18	101	Sam Ludgate	Triumph	675	1:38.962	79.049	3.367	10	1:39.007
19	99	Ryan Myler	Honda	600	1:39.079	78.955	3.484	9	1:39.750
20	177	John Blundell	Yamaha	600	1:39.887	78.316	4.292	4	1:40.424
21	90	Rory Parker	Kawasaki	600	1:40.042	78.195	4.447	8	1:40.542
22	20	Gareth Robinson	Yamaha	600	1:41.767	76.870	6.172	9	1:42.942
23	95	Jordan Watling	Triumph	675	1:43.856	75.324	8.261	6	1:44.159
24	321	Paul Kenyon	Yamaha	600	1:45.073	74.451	9.478	8	1:47.082
25	15	Luke Buckingham	Triumph	675	1:48.422	72.151	12.827	5	1:48.717

Announcements

No.95 - PLEASE PUT TRANSPONDER ON FOR RACES

Timekeeper:

Race Director:

Weather / Track: Bright / Dry

Results at www.sportstimingservices.co





Thundersport GB - Rounds 7 and 8

Bikesport News Superstock 600

Race 4 (Superpole), Sunday

Race

Cadwell Park 2.173 Miles

29/05/2011

POLE POSITION

3 48 6	2 94 5	1 17 4	1
33 9	64 8	47 7	2
10 12	68 11	74 10	3
18 15	35 14	11 13	4
24 18	5 17	4 16	5
101 21	118 20	7 19	6
90 24	177 23	99 22	7
321	95	20 25	8
		15	9

Timekeeper:

Race Director:

Weather / Track:

Results at www.sportstimingservices.co

Printed: 29/05/2011 09:52:07





Thundersport GB - Rounds 7 and 8

Sorted on Laps

Bikesport News Superstock 600

Cadwell Park 2.173 Miles

Race 4 (Superpole)

29/05/2011 14:02

Race started at 14:02:59

Pos	No.	Name	Bike	CC	Laps	Total Tm	Diff	Best Tm	Best Speed	Avg. Speed
1	11	Tommy Mountain	Yamaha	600	14	22:31.793		1:35.154	82.212	81.018
2	48	Scott Wilson	Kawasaki	600	14	22:33.226	1.433	1:35.365	82.030	80.932
3	47	Nick Anderson	Yamaha	600	14	22:33.985	2.192	1:35.243	82.135	80.887
4	33	Tom Meehan	Yamaha	600	14	22:35.921	4.128	1:35.341	82.051	80.771
5	94	Chaz Beale	Yamaha	600	14	22:42.799	11.006	1:35.639	81.795	80.363
6	64	Shaun Brown	Kawasaki	600	14	22:47.668	15.875	1:35.888	81.583	80.077
7	68	Paul Wishart	Yamaha	600	14	22:55.891	24.098	1:35.898	81.574	79.599
8	18	Oliver Harrison	Yamaha	600	14	23:00.346	28.553	1:35.918	81.557	79.342
9	74	Curtis Wright	Triumph	675	14	23:01.495	29.702	1:37.021	80.630	79.276
10	24	Michael Cooper	Triumph	675	14	23:05.161	33.368	1:36.655	80.935	79.066
11	35	Matthew Shellcock	Yamaha	600	14	23:09.840	38.047	1:37.473	80.256	78.800
12	101	Sam Ludgate	Triumph	675	14	23:14.057	42.264	1:37.379	80.334	78.561
13	5	Marty Lennon	Kawasaki	600	14	23:16.959	45.166	1:37.714	80.058	78.398
14	7	Jodie Chalk	Triumph	675	14	23:19.875	48.082	1:38.161	79.694	78.235
15	10	Curtis Rothwell	Triumph	675	14	23:21.051	49.258	1:37.763	80.018	78.169
16	177	John Blundell	Yamaha	600	14	23:22.009	50.216	1:38.420	79.484	78.116
17	90	Rory Parker	Kawasaki	600	14	23:37.878	1:06.085	1:39.038	78.988	77.242
18	20	Gareth Robinson	Yamaha	600	14	23:37.918	1:06.125	1:39.187	78.869	77.239
19	15	Luke Buckingham	Triumph	675	13	23:42.046	1 Lap	1:46.963	73.136	71.514
DNF	17	Adam Robinson	Triumph	675	10	16:04.877	DNF	1:34.742	82.570	81.076
DNF	95	Jordan Watling	Triumph	675	10	16:59.847	DNF	1:39.727	78.442	76.706
DNF	321	Paul Kenyon	Yamaha	600	8	14:29.799	DNF	1:46.996	73.113	71.950
DNF	4	Tom McHale	Yamaha	600	7	11:41.074	DNF	1:38.184	79.675	78.108
DNF	118	Dan Chappell	Yamaha	600	6	10:07.011	DNF	1:38.853	79.136	77.324
DNF	99	Ryan Myler	Honda	600	1	1:52.003	DNF	1:47.464	72.795	69.844

Margin of Victory	Avg. Speed	Best Lap Tm	Best Speed	Best Lap by
1.433	81.018	1:34.742	82.570	17 - Adam Robinson

Timekeeper:

Race Director:

Weather / Track: Cloudy / Dry

Results at www.sportstimeservices.com





Thundersport GB - Rounds 7 and 8

Lapchart

Bikesport News Superstock 600

Cadwell Park 2.173 Miles

Race 4 (Superpole)

29/05/2011 14:02

Race started at 14:02:59

Competitors

Laps

	0	1	2	3	4	5	6	7	8	9	10	11	12	13	14
Adam Robinson (17)	17	47	47	47	17	17	17	17	17	17	17	11	11	11	11
Scott Wilson (48)	48	17	17	17	47	47	11	11	11	11	11	48	48	48	48
Chaz Beale (94)	94	48	33	33	11	11	47	47	47	47	47	33	47	47	47
Nick Anderson (47)	47	33	48	11	33	33	33	33	33	33	33	47	33	33	33
Tom Meehan (33)	33	64	64	48	48	48	48	48	48	48	48	94	94	94	94
Shaun Brown (64)	64	74	11	64	64	64	64	64	64	64	64	64	64	64	64
Curtis Wright (74)	74	11	74	94	94	94	68	68	94	94	94	68	68	68	68
Curtis Rothwell (10)	10	94	94	68	68	68	94	94	68	68	68	74	74	74	18
Paul Wishart (68)	68	68	68	74	74	74	74	74	74	74	74	18	18	18	74
Matthew Shellcock (35)	35	4	35	35	35	35	35	35	35	35	35	35	35	24	24
Oliver Harrison (18)	18	18	10	10	10	10	10	10	10	24	18	24	24	35	35
Tommy Mountain (11)	11	35	4	4	4	4	4	4	24	18	24	5	101	101	101
Tom McHale (4)	4	10	24	24	24	24	24	24	18	101	101	101	5	5	5
Michael Cooper (24)	24	24	101	118	118	118	101	101	101	10	5	10	10	10	7
Jodie Chalk (7)	7	101	118	101	101	101	118	18	5	5	10	7	7	7	10
Marty Lennon (5)	5	118	7	7	7	7	7	7	7	7	7	177	177	177	177
Dan Chappell (118)	118	7	5	5	5	5	5	5	177	177	177	20	90	90	90
Sam Ludgate (101)	101	177	177	177	177	18	18	177	20	20	20	90	20	20	20
John Blundell (177)	177	5	90	18	18	177	177	20	90	95	90	15	15	15	
Ryan Myler (99)	99	20	20	90	90	90	90	90	95	90	95				
Rory Parker (90)	90	99	95	20	20	20	20	95	321	15	15				
Gareth Robinson (20)	20	90	18	95	95	95	95	321	15						
Paul Kenyon (321)	321	95	321	321	321	321	321	15							
Jordan Watling (95)	95	321	15	15	15	15	15								
Luke Buckingham (15)	15	15													

Timekeeper:

Race Director:

Weather / Track: Cloudy / Dry

Results at www.sportstimingservices.co

Printed: 29/05/2011 14:37:37





Thundersport GB - Rounds 7 and 8

Bikesport News Superstock 600

Cadwell Park 2.173 Miles

Race 4 (Superpole)

29/05/2011 14:02

Race started at 14:02:59

Lap	Lap Tm	Diff	Time of Day
(11) Tommy Mountain			
1	1:42.039	+6.885	14:04:45.642
2	1:37.150	+1.996	14:06:22.792
3	1:36.279	+1.125	14:07:59.071
4	1:35.853	+0.699	14:09:34.924
5	1:36.062	+0.908	14:11:10.986
6	1:35.541	+0.387	14:12:46.527
7	1:35.251	+0.097	14:14:21.778
8	1:35.756	+0.602	14:15:57.534
9	1:35.561	+0.407	14:17:33.095
10	1:35.493	+0.339	14:19:08.588
11	1:37.186	+2.032	14:20:45.774
12	1:35.154		14:22:20.928
13	1:35.217	+0.063	14:23:56.145
14	1:35.614	+0.460	14:25:31.759

Lap	Lap Tm	Diff	Time of Day
(48) Scott Wilson			
1	1:42.401	+7.036	14:04:44.407
2	1:37.797	+2.432	14:06:22.204
3	1:37.300	+1.935	14:07:59.504
4	1:36.383	+1.018	14:09:35.887
5	1:35.885	+0.520	14:11:11.772
6	1:36.405	+1.040	14:12:48.177
7	1:35.844	+0.479	14:14:24.021
8	1:35.368	+0.003	14:15:59.389
9	1:35.365		14:17:34.754
10	1:35.460	+0.095	14:19:10.214
11	1:36.230	+0.865	14:20:46.444
12	1:35.566	+0.201	14:22:22.010
13	1:35.637	+0.272	14:23:57.647
14	1:35.545	+0.180	14:25:33.192

Lap	Lap Tm	Diff	Time of Day
(47) Nick Anderson			
1	1:41.677	+6.434	14:04:44.107
2	1:37.048	+1.805	14:06:21.155
3	1:36.889	+1.646	14:07:58.044
4	1:36.637	+1.394	14:09:34.681
5	1:36.138	+0.895	14:11:10.819
6	1:36.332	+1.089	14:12:47.151
7	1:35.530	+0.287	14:14:22.681
8	1:35.243		14:15:57.924
9	1:35.596	+0.353	14:17:33.520
10	1:35.674	+0.431	14:19:09.194
11	1:38.083	+2.840	14:20:47.277
12	1:35.655	+0.412	14:22:22.932
13	1:35.463	+0.220	14:23:58.395
14	1:35.556	+0.313	14:25:33.951

Lap	Lap Tm	Diff	Time of Day
(33) Tom Meehan			
1	1:42.087	+6.746	14:04:44.713
2	1:37.152	+1.811	14:06:21.865
3	1:37.055	+1.714	14:07:58.920
4	1:36.489	+1.148	14:09:35.409
5	1:35.903	+0.562	14:11:11.312
6	1:36.146	+0.805	14:12:47.458
7	1:35.651	+0.310	14:14:23.109
8	1:35.360	+0.019	14:15:58.469
9	1:35.970	+0.629	14:17:34.439
10	1:35.341		14:19:09.780
11	1:37.295	+1.954	14:20:47.075

Lap	Lap Tm	Diff	Time of Day
12	1:36.121	+0.780	14:22:23.196
13	1:36.624	+1.283	14:23:59.820
14	1:36.067	+0.726	14:25:35.887

Lap	Lap Tm	Diff	Time of Day
(94) Chaz Beale			
1	1:43.887	+8.248	14:04:46.097
2	1:37.751	+2.112	14:06:23.848
3	1:36.719	+1.080	14:08:00.567
4	1:36.138	+0.499	14:09:36.705
5	1:36.797	+1.158	14:11:13.502
6	1:36.787	+1.148	14:12:50.289
7	1:36.363	+0.724	14:14:26.652
8	1:36.196	+0.557	14:16:02.848
9	1:35.639		14:17:38.487
10	1:36.883	+1.244	14:19:15.370
11	1:36.742	+1.103	14:20:52.112
12	1:36.691	+1.052	14:22:28.803
13	1:36.514	+0.875	14:24:05.317
14	1:37.448	+1.809	14:25:42.765

Lap	Lap Tm	Diff	Time of Day
(64) Shaun Brown			
1	1:42.127	+6.239	14:04:44.931
2	1:37.734	+1.846	14:06:22.665
3	1:37.176	+1.288	14:07:59.841
4	1:36.552	+0.664	14:09:36.393
5	1:36.010	+0.122	14:11:12.403
6	1:36.486	+0.598	14:12:48.889
7	1:36.469	+0.581	14:14:25.358
8	1:36.222	+0.334	14:16:01.580
9	1:35.888		14:17:37.468
10	1:37.618	+1.730	14:19:15.086
11	1:37.744	+1.856	14:20:52.830
12	1:37.505	+1.617	14:22:30.335
13	1:38.986	+3.098	14:24:09.321
14	1:38.313	+2.425	14:25:47.634

Lap	Lap Tm	Diff	Time of Day
(68) Paul Wishart			
1	1:43.406	+7.508	14:04:46.537
2	1:37.729	+1.831	14:06:24.266
3	1:36.677	+0.779	14:08:00.943
4	1:36.110	+0.212	14:09:37.053
5	1:36.774	+0.876	14:11:13.827
6	1:35.898		14:12:49.725
7	1:36.783	+0.885	14:14:26.508
8	1:37.630	+1.732	14:16:04.138
9	1:38.157	+2.259	14:17:42.295
10	1:38.161	+2.263	14:19:20.456
11	1:38.227	+2.329	14:20:58.683
12	1:38.026	+2.128	14:22:36.709
13	1:38.420	+2.522	14:24:15.129
14	1:40.728	+4.830	14:25:55.857

Lap	Lap Tm	Diff	Time of Day
(18) Oliver Harrison			
1	1:44.898	+8.980	14:04:48.493
2	1:47.066	+11.148	14:06:35.559
3	1:38.764	+2.846	14:08:14.323
4	1:36.786	+0.868	14:09:51.109
5	1:37.795	+1.877	14:11:28.904
6	1:39.090	+3.172	14:13:07.994
7	1:36.639	+0.721	14:14:44.633
8	1:36.023	+0.105	14:16:20.656

Lap	Lap Tm	Diff	Time of Day
9	1:37.063	+1.145	14:17:57.719
10	1:36.122	+0.204	14:19:33.841
11	1:37.625	+1.707	14:21:11.466
12	1:36.216	+0.298	14:22:47.682
13	1:35.918		14:24:23.600
14	1:36.712	+0.794	14:26:00.312

Lap	Lap Tm	Diff	Time of Day
(74) Curtis Wright			
1	1:42.448	+5.427	14:04:45.478
2	1:38.048	+1.027	14:06:23.526
3	1:38.028	+1.007	14:08:01.554
4	1:37.021		14:09:38.575
5	1:37.043	+0.022	14:11:15.618
6	1:37.082	+0.061	14:12:52.700
7	1:37.463	+0.442	14:14:30.163
8	1:37.941	+0.920	14:16:08.104
9	1:38.258	+1.237	14:17:46.362
10	1:37.754	+0.733	14:19:24.116
11	1:39.414	+2.393	14:21:03.530
12	1:39.660	+2.639	14:22:43.190
13	1:39.710	+2.689	14:24:22.900
14	1:38.561	+1.540	14:26:01.461

Lap	Lap Tm	Diff	Time of Day
(24) Michael Cooper			
1	1:45.306	+8.651	14:04:49.285
2	1:39.738	+3.083	14:06:29.023
3	1:38.750	+2.095	14:08:07.773
4	1:38.522	+1.867	14:09:46.295
5	1:38.501	+1.846	14:11:24.796
6	1:38.535	+1.880	14:13:03.331
7	1:38.150	+1.495	14:14:41.481
8	1:38.553	+1.898	14:16:20.034
9	1:37.522	+0.867	14:17:57.556
10	1:37.192	+0.537	14:19:34.748
11	1:38.412	+1.757	14:21:13.160
12	1:37.554	+0.899	14:22:50.714
13	1:37.758	+1.103	14:24:28.472
14	1:36.655		14:26:05.127

Lap	Lap Tm	Diff	Time of Day
(35) Matthew Shellcock			
1	1:45.386	+7.913	14:04:48.730
2	1:38.215	+0.742	14:06:26.945
3	1:37.706	+0.233	14:08:04.651
4	1:37.473		14:09:42.124
5	1:38.403	+0.930	14:11:20.527
6	1:38.695	+1.222	14:12:59.222
7	1:38.179	+0.706	14:14:37.401
8	1:38.500	+1.027	14:16:15.901
9	1:38.245	+0.772	14:17:54.146
10	1:38.559	+1.086	14:19:32.705
11	1:39.662	+2.189	14:21:12.367
12	1:38.248	+0.775	14:22:50.615
13	1:39.285	+1.812	14:24:29.900
14	1:39.906	+2.433	14:26:09.806

Lap	Lap Tm	Diff	Time of Day
(101) Sam Ludgate			
1	1:45.428	+8.049	14:04:49.618
2	1:39.991	+2.612	14:06:29.609
3	1:39.903	+2.524	14:08:09.512
4	1:38.961	+1.582	14:09:48.473
5	1:38.890	+1.511	14:11:27.363

Timekeeper:

Race Director:

Weather / Track: Cloudy / Dry

Results at www.sportstimingservices.co





Thundersport GB - Rounds 7 and 8

Bikesport News Superstock 600

Cadwell Park 2.173 Miles

Race 4 (Superpole)

29/05/2011 14:02

Race started at 14:02:59

Lap	Lap Tm	Diff	Time of Day
6	1:38.706	+1.327	14:13:06.069
7	1:38.419	+1.040	14:14:44.488
8	1:38.218	+0.839	14:16:22.706
9	1:39.475	+2.096	14:18:02.181
10	1:39.196	+1.817	14:19:41.377
11	1:39.112	+1.733	14:21:20.489
12	1:37.597	+0.218	14:22:58.086
13	1:37.379		14:24:35.465
14	1:38.558	+1.179	14:26:14.023

(5) Marty Lennon

1	1:46.703	+8.989	14:04:50.796
2	1:39.953	+2.239	14:06:30.749
3	1:39.797	+2.083	14:08:10.546
4	1:39.093	+1.379	14:09:49.639
5	1:39.119	+1.405	14:11:28.758
6	1:39.132	+1.418	14:13:07.890
7	1:39.561	+1.847	14:14:47.451
8	1:38.374	+0.660	14:16:25.825
9	1:38.346	+0.632	14:18:04.171
10	1:37.714		14:19:41.885
11	1:38.368	+0.654	14:21:20.253
12	1:39.467	+1.753	14:22:59.720
13	1:38.184	+0.470	14:24:37.904
14	1:39.021	+1.307	14:26:16.925

(7) Jodie Chalk

1	1:46.122	+7.961	14:04:50.184
2	1:39.979	+1.818	14:06:30.163
3	1:39.635	+1.474	14:08:09.798
4	1:39.313	+1.152	14:09:49.111
5	1:38.914	+0.753	14:11:28.025
6	1:39.301	+1.140	14:13:07.326
7	1:39.647	+1.486	14:14:46.973
8	1:40.349	+2.188	14:16:27.322
9	1:39.679	+1.518	14:18:07.001
10	1:38.268	+0.107	14:19:45.269
11	1:38.692	+0.531	14:21:23.961
12	1:39.152	+0.991	14:23:03.113
13	1:38.567	+0.406	14:24:41.680
14	1:38.161		14:26:19.841

(10) Curtis Rothwell

1	1:46.071	+8.308	14:04:49.173
2	1:39.002	+1.239	14:06:28.175
3	1:38.130	+0.367	14:08:06.305
4	1:37.840	+0.077	14:09:44.145
5	1:37.763		14:11:21.908
6	1:37.793	+0.030	14:12:59.701
7	1:38.226	+0.463	14:14:37.927
8	1:38.414	+0.651	14:16:16.341
9	1:47.763	+10.000	14:18:04.104
10	1:38.148	+0.385	14:19:42.252
11	1:39.905	+2.142	14:21:22.157
12	1:39.574	+1.811	14:23:01.731
13	1:39.910	+2.147	14:24:41.641
14	1:39.376	+1.613	14:26:21.017

(177) John Blundell

1	1:46.230	+7.810	14:04:50.667
2	1:40.832	+2.412	14:06:31.499

Lap	Lap Tm	Diff	Time of Day
3	1:39.542	+1.122	14:08:11.041
4	1:39.722	+1.302	14:09:50.763
5	1:39.479	+1.059	14:11:30.242
6	1:39.238	+0.818	14:13:09.480
7	1:39.321	+0.901	14:14:48.801
8	1:39.127	+0.707	14:16:27.928
9	1:39.358	+0.938	14:18:07.286
10	1:38.651	+0.231	14:19:45.937
11	1:39.083	+0.663	14:21:25.020
12	1:39.929	+1.509	14:23:04.949
13	1:38.420		14:24:43.369
14	1:38.606	+0.186	14:26:21.975

(90) Rory Parker

1	1:47.459	+8.421	14:04:52.000
2	1:41.440	+2.402	14:06:33.440
3	1:40.916	+1.878	14:08:14.356
4	1:40.175	+1.137	14:09:54.531
5	1:41.034	+1.996	14:11:35.565
6	1:41.439	+2.401	14:13:17.004
7	1:41.464	+2.426	14:14:58.468
8	1:40.634	+1.596	14:16:39.102
9	1:40.763	+1.725	14:18:19.865
10	1:39.895	+0.857	14:19:59.760
11	1:39.138	+0.100	14:21:38.898
12	1:39.420	+0.382	14:23:18.318
13	1:39.038		14:24:57.356
14	1:40.488	+1.450	14:26:37.844

(20) Gareth Robinson

1	1:46.248	+7.061	14:04:51.245
2	1:42.532	+3.345	14:06:33.777
3	1:41.125	+1.938	14:08:14.902
4	1:40.740	+1.553	14:09:55.642
5	1:40.953	+1.766	14:11:36.595
6	1:40.626	+1.439	14:13:17.221
7	1:40.640	+1.453	14:14:57.861
8	1:40.349	+1.162	14:16:38.210
9	1:40.240	+1.053	14:18:18.450
10	1:39.878	+0.691	14:19:58.328
11	1:40.247	+1.060	14:21:38.575
12	1:40.231	+1.044	14:23:18.806
13	1:39.891	+0.704	14:24:58.697
14	1:39.187		14:26:37.884

(15) Luke Buckingham

1	1:51.859	+4.896	14:04:58.457
2	1:49.232	+2.269	14:06:47.689
3	1:47.784	+0.821	14:08:35.473
4	1:48.226	+1.263	14:10:23.699
5	1:47.776	+0.813	14:12:11.475
6	1:47.872	+0.909	14:13:59.347
7	1:46.963		14:15:46.310
8	1:48.771	+1.808	14:17:35.081
9	1:49.373	+2.410	14:19:24.454
10	1:50.952	+3.989	14:21:15.406
11	1:50.011	+3.048	14:23:05.417
12	1:47.950	+0.987	14:24:53.367
13	1:48.645	+1.682	14:26:42.012

(17) Adam Robinson

Lap	Lap Tm	Diff	Time of Day
1	1:42.382	+7.640	14:04:44.184
2	1:37.208	+2.466	14:06:21.392
3	1:36.867	+2.125	14:07:58.259
4	1:36.117	+1.375	14:09:34.376
5	1:35.051	+0.309	14:11:09.427
6	1:34.801	+0.059	14:12:44.228
7	1:35.105	+0.363	14:14:19.333
8	1:34.742		14:15:54.075
9	1:35.740	+0.998	14:17:29.815
10	1:35.028	+0.286	14:19:04.843

(95) Jordan Watling

1	1:47.520	+7.793	14:04:53.258
2	1:42.073	+2.346	14:06:35.331
3	1:40.729	+1.002	14:08:16.060
4	1:40.709	+0.982	14:09:56.769
5	1:40.573	+0.846	14:11:37.342
6	1:40.304	+0.577	14:13:17.646
7	1:41.741	+2.014	14:14:59.387
8	1:40.332	+0.605	14:16:39.719
9	1:39.727		14:18:19.446
10	1:40.367	+0.640	14:19:59.813

(321) Paul Kenyon

1	1:49.835	+2.839	14:04:55.141
2	1:48.520	+1.524	14:06:43.661
3	1:47.546	+0.550	14:08:31.207
4	1:47.056	+0.060	14:10:18.263
5	1:47.235	+0.239	14:12:05.498
6	1:47.296	+0.300	14:13:52.794
7	1:46.996		14:15:39.790
8	1:49.975	+2.979	14:17:29.765

(4) Tom McHale

1	1:44.597	+6.413	14:04:48.283
2	1:40.528	+2.344	14:06:28.811
3	1:38.762	+0.578	14:08:07.573
4	1:38.580	+0.396	14:09:46.153
5	1:38.458	+0.274	14:11:24.611
6	1:38.184		14:13:02.795
7	1:38.245	+0.061	14:14:41.040

(118) Dan Chappell

1	1:45.711	+6.858	14:04:49.825
2	1:39.865	+1.012	14:06:29.690
3	1:38.853		14:08:08.543
4	1:38.966	+0.113	14:09:47.509
5	1:39.566	+0.713	14:11:27.075
6	1:39.902	+1.049	14:13:06.977

(99) Ryan Myler

1	1:47.464		14:04:51.969
---	-----------------	--	--------------

Timekeeper:

Race Director:

Weather / Track: Cloudy / Dry

Results at www.sportstimingservices.co





Thundersport GB - Rounds 7 and 8

Sorted on Best Lap time

Sunday Warm Up

Cadwell Park 2.173 Miles

BSN Superstock 600 & MAL 600

30/05/2011 09:15

Practice started at 9:15:29

Pos	No.	Name	Bike	CC	Best Tm	Best Speed	Diff	In Lap	2nd Best
1	11	Tommy Mountain	Yamaha	600	1:48.341	72.205		5	1:48.968
2	18	Lance Cronshaw	Yamaha	600	1:49.984	71.127	1.643	5	1:50.478
3	74	Curtis Wright	Triumph	675	1:50.608	70.725	2.267	5	1:55.094
4	22	Richard McNeil	Suzuki	600	1:50.775	70.619	2.434	2	1:54.338
5	51	Adam Oliver	Honda	600	1:51.688	70.042	3.347	2	1:58.363
6	18	Oliver Harrison	Yamaha	600	1:52.040	69.821	3.699	5	1:53.489
7	47	Nick Anderson	Yamaha	600	1:52.059	69.810	3.718	5	1:54.106
8	5	Marty Lennon	Kawasaki	600	1:52.109	69.779	3.768	2	1:56.106
9	35	Matthew Shellcock	Yamaha	600	1:52.561	69.498	4.220	2	1:56.551
10	16	Craig Sproston	Yamaha	600	1:53.147	69.138	4.806	5	1:56.125
11	64	Shaun Brown	Kawasaki	600	1:53.194	69.110	4.853	4	1:55.194
12	68	Paul Wishart	Yamaha	600	1:53.700	68.802	5.359	5	1:53.809
13	101	Sam Ludgate	Triumph	675	1:54.210	68.495	5.869	4	1:55.239
14	94	Chaz Beale	Yamaha	600	1:54.344	68.415	6.003	5	1:56.300
15	4	Tom McHale	Yamaha	600	1:54.973	68.040	6.632	5	1:55.580
16	118	Dan Chappell	Yamaha	600	1:55.139	67.942	6.798	2	1:56.293
17	20	Gareth Robinson	Yamaha	600	1:55.176	67.920	6.835	2	1:55.251
18	48	Scott Wilson	Kawasaki	600	1:55.545	67.703	7.204	3	1:59.482
19	29	Kingsley Ruddy	Yamaha	600	1:56.083	67.390	7.742	3	1:57.152
20	10	Curtis Rothwell	Triumph	675	1:56.132	67.361	7.791	4	1:57.928
21	99	Ryan Myler	Honda	600	1:56.565	67.111	8.224	3	1:57.143
22	34	Chris Mort	Triumph	675	1:57.377	66.647	9.036	3	1:58.211
23	33	Tom Meehan	Yamaha	600	1:57.403	66.632	9.062	3	1:57.661
24	90	Rory Parker	Kawasaki	600	1:58.470	66.032	10.129	5	1:58.955
25	95	Jordan Watling	Triumph	675	1:59.255	65.597	10.914	5	1:59.778
26	2	Nathan Pallett	Yamaha	600	1:59.491	65.468	11.150	5	2:00.254
27	991	Robert Marshall	Yamaha	600	2:01.759	64.248	13.418	5	2:02.210
28	96	Callum O'Shea	Honda	600	2:02.187	64.023	13.846	3	2:05.093
29	23	Joe Faragher	Honda	600	2:02.753	63.728	14.412	3	2:02.768
30	7	Jodie Chalk	Triumph	675	2:02.854	63.676	14.513	2	2:03.814
31	177	John Blundell	Yamaha	600	2:03.592	63.295	15.251	3	2:03.671
32	8	Dale Thompson	Triumph	675	2:03.878	63.149	15.537	5	2:04.453
33	212	Pete Weston	Kawasaki	600	2:05.283	62.441	16.942	3	2:05.488
34	21	Simon Critchlow	Triumph	675	2:07.175	61.512	18.834	3	2:11.028
35	43	Chris Wilkinson	Yamaha	600	2:09.833	60.253	21.492	4	2:13.151
36	15	Luke Buckingham	Triumph	675	2:12.097	59.220	23.756	4	2:16.769

Timekeeper:

Race Director:

Weather / Track: Rain / Wet

Results at www.sportstimingservices.co

Printed: 30/05/2011 09:28:18





Thundersport GB - Rounds 7 and 8

Bikesport News Superstock 600

Race 2 & 10 - Monday

Race

Cadwell Park 2.173 Miles

30/05/2011

POLE POSITION

3 47 6	2 48 5	1 11 4	1
9 94 8	8 17 7	7 33 6	2
12 68 11	11 74 10	10 64 9	3
15 18 14	14 35 13	13 10 12	4
18 24 17	17 5 16	16 4 15	5
21 101 20	20 118 19	19 7 18	6
24 90 23	23 177 22	22 99 21	7
321	95	20 25	8
		15	9

Timekeeper:

Race Director:

Weather / Track:

Results at www.sportstimingservices.co

Printed: 29/05/2011 14:32:46





Thundersport GB - Rounds 7 and 8

Sorted on Laps

Bikesport News Superstock 600

Cadwell Park 2.173 Miles

Race 2

30/05/2011 11:14

Race started at 11:14:45

Pos	No.	Name	Bike	CC	Laps	Total Tm	Diff	Best Tm	Best Speed	Avg. Speed
1	11	Tommy Mountain	Yamaha	600	6	10:59.618		1:48.109	72.360	71.157
2	47	Nick Anderson	Yamaha	600	6	11:09.033	9.415	1:49.579	71.390	70.156
3	94	Chaz Beale	Yamaha	600	6	11:38.193	38.575	1:53.572	68.880	67.226
4	20	Gareth Robinson	Yamaha	600	6	11:38.684	39.066	1:53.794	68.745	67.179
5	5	Marty Lennon	Kawasaki	600	6	11:43.243	43.625	1:55.376	67.803	66.743
6	177	John Blundell	Yamaha	600	6	11:45.494	45.876	1:54.718	68.192	66.530
7	90	Rory Parker	Kawasaki	600	6	11:46.116	46.498	1:53.130	69.149	66.472
8	24	Michael Cooper	Triumph	675	6	11:47.967	48.349	1:52.592	69.479	66.298
9	95	Jordan Watling	Triumph	675	6	11:48.490	48.872	1:55.524	67.716	66.249
10	8	Dale Thompson	Triumph	675	6	11:50.716	51.098	1:54.892	68.088	66.041
11	99	Ryan Myler	Honda	600	6	11:51.827	52.209	1:54.626	68.246	65.938
12	4	Tom McHale	Yamaha	600	6	12:17.670	1:18.052	1:58.033	66.276	63.628
13	7	Jodie Chalk	Triumph	675	6	12:31.620	1:32.002	2:01.488	64.392	62.447
14	15	Luke Buckingham	Triumph	675	6	13:00.852	2:01.234	2:05.560	62.303	60.110
DNF	101	Sam Ludgate	Triumph	675	4	7:50.063	DNF	1:55.149	67.936	66.568
DNF	74	Curtis Wright	Triumph	675	2	3:46.451	DNF	1:50.523	70.780	69.090
DNF	64	Shaun Brown	Kawasaki	600	1	1:57.106	DNF	1:54.519	68.310	66.800
DNF	33	Tom Meehan	Yamaha	600		2.268	DNF	-	-	-
DNF	10	Curtis Rothwell	Triumph	675		3.051	DNF	-	-	-

Margin of Victory	Avg. Speed	Best Lap Tm	Best Speed	Best Lap by
9.415	71.157	1:48.109	72.360	11 - Tommy Mountain

Timekeeper:

Race Director:

Weather / Track: Rain / Wet

Results at www.sportstimeservices.com





Thundersport GB - Rounds 7 and 8

Lapchart

Bikesport News Superstock 600

Cadwell Park 2.173 Miles

Race 2

30/05/2011 11:14

Race started at 11:14:45

Competitors

Laps

	0	1	2	3	4	5	6	
Tommy Mountain (11)	11	11	11	11	11	11	11	
Nick Anderson (47)	47	74	74	47	47	47	47	
Tom Meehan (33)	33	47	47	94	94	20	94	
Chaz Beale (94)	94	64	94	101	20	94	20	
Curtis Wright (74)	74	94	101	20	101	5	5	
Shaun Brown (64)	64	101	5	5	5	177	177	
Curtis Rothwell (10)	7	10	5	20	95	177	95	90
Tom McHale (4)	8	4	177	95	177	95	90	24
Michael Cooper (24)	9	24	95	177	90	90	24	95
Marty Lennon (5)	10	5	90	90	8	8	8	8
Sam Ludgate (101)	11	101	20	8	99	24	99	99
Jodie Chalk (7)	12	7	8	99	24	99	4	4
Rory Parker (90)	13	90	99	24	4	4	7	7
John Blundell (177)	14	177	7	7	7	7	15	15
Gareth Robinson (20)	15	20	24	4	15	15		
Ryan Myler (99)	16	99	4	15				
Jordan Watling (95)	17	95	15					
Dale Thompson (8)	18	8						
Luke Buckingham (15)	19	15						

Timekeeper:

Race Director:

Weather / Track: Rain / Wet

Results at www.sportstimingservices.co

Printed: 30/05/2011 11:35:50





Thundersport GB - Rounds 7 and 8

Bikesport News Superstock 600

Cadwell Park 2.173 Miles

Race 2

30/05/2011 11:14

Race started at 11:14:45

Lap	Lap Tm	Diff	Time of Day
(11) Tommy Mountain			
1	1:50.986	+2.877	11:16:38.255
2	1:48.109		11:18:26.364
3	1:48.618	+0.509	11:20:14.982
4	1:50.198	+2.089	11:22:05.180
5	1:50.472	+2.363	11:23:55.652
6	1:49.889	+1.780	11:25:45.541

Lap	Lap Tm	Diff	Time of Day
(47) Nick Anderson			
1	1:55.237	+5.658	11:16:42.681
2	1:50.314	+0.735	11:18:32.995
3	1:49.579		11:20:22.574
4	1:49.951	+0.372	11:22:12.525
5	1:50.127	+0.548	11:24:02.652
6	1:52.304	+2.725	11:25:54.956

Lap	Lap Tm	Diff	Time of Day
(94) Chaz Beale			
1	1:58.556	+4.984	11:16:46.915
2	1:56.516	+2.944	11:18:43.431
3	1:56.675	+3.103	11:20:40.106
4	1:55.176	+1.604	11:22:35.282
5	1:55.262	+1.690	11:24:30.544
6	1:53.572		11:26:24.116

Lap	Lap Tm	Diff	Time of Day
(20) Gareth Robinson			
1	2:02.987	+9.193	11:16:53.239
2	1:54.259	+0.465	11:18:47.498
3	1:53.794		11:20:41.292
4	1:54.589	+0.795	11:22:35.881
5	1:54.602	+0.808	11:24:30.483
6	1:54.124	+0.330	11:26:24.607

Lap	Lap Tm	Diff	Time of Day
(5) Marty Lennon			
1	2:00.124	+4.748	11:16:49.579
2	1:55.419	+0.043	11:18:44.998
3	1:56.749	+1.373	11:20:41.747
4	1:55.376		11:22:37.123
5	1:56.239	+0.863	11:24:33.362
6	1:55.804	+0.428	11:26:29.166

Lap	Lap Tm	Diff	Time of Day
(177) John Blundell			
1	2:00.646	+5.928	11:16:50.730
2	1:59.468	+4.750	11:18:50.198
3	1:56.745	+2.027	11:20:46.943
4	1:55.032	+0.314	11:22:41.975
5	1:54.718		11:24:36.693
6	1:54.724	+0.006	11:26:31.417

Lap	Lap Tm	Diff	Time of Day
(90) Rory Parker			
1	2:03.100	+9.970	11:16:53.107
2	1:58.199	+5.069	11:18:51.306
3	1:56.656	+3.526	11:20:47.962
4	1:55.733	+2.603	11:22:43.695
5	1:55.214	+2.084	11:24:38.909
6	1:53.130		11:26:32.039

Lap	Lap Tm	Diff	Time of Day
(24) Michael Cooper			
1	2:13.680	+21.088	11:17:03.019
2	1:56.551	+3.959	11:18:59.570
3	1:53.476	+0.884	11:20:53.046

Lap	Lap Tm	Diff	Time of Day
4	1:53.749	+1.157	11:22:46.795
5	1:52.592		11:24:39.387
6	1:54.503	+1.911	11:26:33.890

Lap	Lap Tm	Diff	Time of Day
(95) Jordan Watling			
1	2:00.537	+5.013	11:16:51.040
2	1:58.865	+3.341	11:18:49.905
3	1:56.787	+1.263	11:20:46.692
4	1:56.442	+0.918	11:22:43.134
5	1:55.524		11:24:38.658
6	1:55.755	+0.231	11:26:34.413

Lap	Lap Tm	Diff	Time of Day
(8) Dale Thompson			
1	2:03.641	+8.749	11:16:54.199
2	1:58.087	+3.195	11:18:52.286
3	1:57.279	+2.387	11:20:49.565
4	1:56.461	+1.569	11:22:46.026
5	1:55.721	+0.829	11:24:41.747
6	1:54.892		11:26:36.639

Lap	Lap Tm	Diff	Time of Day
(99) Ryan Myler			
1	2:06.339	+11.713	11:16:56.635
2	1:59.516	+4.890	11:18:56.151
3	1:56.838	+2.212	11:20:52.989
4	1:55.459	+0.833	11:22:48.448
5	1:54.676	+0.050	11:24:43.124
6	1:54.626		11:26:37.750

Lap	Lap Tm	Diff	Time of Day
(4) Tom McHale			
1	2:15.577	+17.544	11:17:04.845
2	2:00.534	+2.501	11:19:05.379
3	1:59.670	+1.637	11:21:05.049
4	1:59.949	+1.916	11:23:04.998
5	2:00.562	+2.529	11:25:05.560
6	1:58.033		11:27:03.593

Lap	Lap Tm	Diff	Time of Day
(7) Jodie Chalk			
1	2:09.661	+8.173	11:16:59.395
2	2:05.721	+4.233	11:19:05.116
3	2:03.149	+1.661	11:21:08.265
4	2:03.634	+2.146	11:23:11.899
5	2:01.488		11:25:13.387
6	2:04.156	+2.668	11:27:17.543

Lap	Lap Tm	Diff	Time of Day
(15) Luke Buckingham			
1	2:15.195	+9.635	11:17:06.965
2	2:11.444	+5.884	11:19:18.409
3	2:09.536	+3.976	11:21:27.945
4	2:06.505	+0.945	11:23:34.450
5	2:05.560		11:25:40.010
6	2:06.765	+1.205	11:27:46.775

Lap	Lap Tm	Diff	Time of Day
(101) Sam Ludgate			
1	1:58.210	+3.061	11:16:47.838
2	1:56.386	+1.237	11:18:44.224
3	1:56.613	+1.464	11:20:40.837
4	1:55.149		11:22:35.986

Lap	Lap Tm	Diff	Time of Day
(74) Curtis Wright			
1	1:53.372	+2.849	11:16:41.851
2	1:50.523		11:18:32.374

Timekeeper:

Race Director:

Weather / Track: Rain / Wet

Results at www.sportstimingservices.co

Printed: 30/05/2011 11:34:31





Thundersport GB - Rounds 7 and 8

Sorted on Laps

Bikesport News Superstock 600

Cadwell Park 2.173 Miles

Race 10

30/05/2011 15:09

Race started at 15:09:36

Pos	No.	Name	Bike	CC	Laps	Total Tm	Diff	Best Tm	Best Speed	Avg. Speed
1	47	Nick Anderson	Yamaha	600	10	17:38.553		1:43.989	75.227	73.901
2	48	Scott Wilson	Kawasaki	600	10	17:52.024	13.471	1:45.610	74.073	72.972
3	64	Shaun Brown	Kawasaki	600	10	17:56.743	18.190	1:45.393	74.225	72.652
4	94	Chaz Beale	Yamaha	600	10	18:09.697	31.144	1:46.845	73.216	71.789
5	74	Curtis Wright	Triumph	675	10	18:10.316	31.763	1:46.936	73.154	71.748
6	24	Michael Cooper	Triumph	675	10	18:22.553	44.000	1:47.284	72.917	70.952
7	35	Matthew Shellcock	Yamaha	600	10	18:25.438	46.885	1:48.518	72.088	70.766
8	20	Gareth Robinson	Yamaha	600	10	18:26.293	47.740	1:47.057	73.071	70.712
9	4	Tom McHale	Yamaha	600	10	18:32.699	54.146	1:48.345	72.203	70.305
10	90	Rory Parker	Kawasaki	600	10	18:46.667	1:08.114	1:50.568	70.751	69.433
11	33	Tom Meehan	Yamaha	600	10	18:48.098	1:09.545	1:51.240	70.324	69.345
12	101	Sam Ludgate	Triumph	675	10	18:48.981	1:10.428	1:50.900	70.539	69.291
13	5	Marty Lennon	Kawasaki	600	10	18:50.176	1:11.623	1:50.398	70.860	69.217
14	177	John Blundell	Yamaha	600	10	18:51.127	1:12.574	1:49.726	71.294	69.159
15	99	Ryan Myler	Honda	600	10	18:54.147	1:15.594	1:51.073	70.429	68.975
16	8	Dale Thompson	Triumph	675	10	19:07.889	1:29.336	1:51.026	70.459	68.149
17	15	Luke Buckingham	Triumph	675	9	18:54.791	1 Lap	2:01.765	64.245	62.042
DNF	11	Tommy Mountain	Yamaha	600	6	10:33.690	DNF	1:43.620	75.495	74.069
DNF	95	Jordan Watling	Triumph	675	6	11:21.375	DNF	1:51.042	70.449	68.885
DNF	118	Dan Chappell	Yamaha	600	3	5:47.782	DNF	1:52.235	69.700	67.480
DNF	7	Jodie Chalk	Triumph	675	2	4:02.757	DNF	1:58.189	66.189	64.449

Margin of Victory	Avg. Speed	Best Lap Tm	Best Speed	Best Lap by
13.471	73.901	1:43.620	75.495	11 - Tommy Mountain

Timekeeper:

Race Director:

Weather / Track: Rain / Wet

Results at www.sportstimeservices.com





Thundersport GB - Rounds 7 and 8

Lapchart

Bikesport News Superstock 600

Cadwell Park 2.173 Miles

Race 10

30/05/2011 15:09

Race started at 15:09:36

Competitors

Laps

	0	1	2	3	4	5	6	7	8	9	10
Tommy Mountain (11)	11	11	11	11	11	11	11	47	47	47	47
Nick Anderson (47)	47	47	47	47	47	47	47	48	48	48	48
Scott Wilson (48)	48	48	64	64	64	64	64	64	64	64	64
Chaz Beale (94)	94	64	48	48	48	48	48	94	94	94	94
Tom Meehan (33)	33	94	94	94	94	94	94	74	74	74	74
Curtis Wright (74)	74	74	74	74	74	74	74	35	35	35	24
Shaun Brown (64)	64	35	35	35	35	35	35	24	24	24	35
Matthew Shellcock (35)	35	24	24	24	24	24	24	4	4	4	20
Tom McHale (4)	4	33	33	4	4	4	4	20	20	20	4
Michael Cooper (24)	24	101	4	33	20	20	20	33	33	33	90
Jodie Chalk (7)	7	4	101	101	33	33	33	90	90	90	33
Dan Chappell (118)	118	90	90	20	101	90	90	101	101	101	101
Sam Ludgate (101)	101	20	20	90	90	101	101	5	5	5	5
Marty Lennon (5)	5	118	118	95	95	95	95	99	177	177	177
Rory Parker (90)	90	95	95	118	5	5	5	177	99	99	99
Ryan Myler (99)	99	7	5	5	99	99	99	8	8	8	8
John Blundell (177)	177	99	99	99	177	177	177	15	15	15	
Gareth Robinson (20)	20	5	177	177	8	8	8				
Jordan Watling (95)	95	177	7	8	15	15	15				
Dale Thompson (8)	8	8	8	15							
Luke Buckingham (15)	15	15	15								

Timekeeper:

Race Director:

Weather / Track: Rain / Wet

Results at www.sportstimingservices.co

Printed: 30/05/2011 15:33:47





Thundersport GB - Rounds 7 and 8

Bikesport News Superstock 600

Cadwell Park 2.173 Miles

Race 10

30/05/2011 15:09

Race started at 15:09:36

Lap	Lap Tm	Diff	Time of Day
(47) Nick Anderson			
1	1:50.818	+6.829	15:11:29.725
2	1:46.771	+2.782	15:13:16.496
3	1:45.682	+1.693	15:15:02.178
4	1:45.367	+1.378	15:16:47.545
5	1:44.696	+0.707	15:18:32.241
6	1:44.675	+0.686	15:20:16.916
7	1:45.137	+1.148	15:22:02.053
8	1:44.421	+0.432	15:23:46.474
9	1:43.989		15:25:30.463
10	1:44.853	+0.864	15:27:15.316

Lap	Lap Tm	Diff	Time of Day
(48) Scott Wilson			
1	1:51.458	+5.848	15:11:30.500
2	1:47.766	+2.156	15:13:18.266
3	1:46.613	+1.003	15:15:04.879
4	1:46.313	+0.703	15:16:51.192
5	1:46.302	+0.692	15:18:37.494
6	1:45.877	+0.267	15:20:23.371
7	1:46.814	+1.204	15:22:10.185
8	1:46.332	+0.722	15:23:56.517
9	1:45.610		15:25:42.127
10	1:46.660	+1.050	15:27:28.787

Lap	Lap Tm	Diff	Time of Day
(64) Shaun Brown			
1	1:50.835	+5.442	15:11:30.844
2	1:46.155	+0.762	15:13:16.999
3	1:46.077	+0.684	15:15:03.076
4	1:46.076	+0.683	15:16:49.152
5	1:45.393		15:18:34.545
6	1:45.565	+0.172	15:20:20.110
7	1:50.085	+4.692	15:22:10.195
8	1:48.201	+2.808	15:23:58.396
9	1:47.043	+1.650	15:25:45.439
10	1:48.067	+2.674	15:27:33.506

Lap	Lap Tm	Diff	Time of Day
(94) Chaz Beale			
1	1:52.263	+5.418	15:11:31.889
2	1:48.638	+1.793	15:13:20.527
3	1:49.529	+2.684	15:15:10.056
4	1:49.666	+2.821	15:16:59.722
5	1:48.838	+1.993	15:18:48.560
6	1:47.908	+1.063	15:20:36.468
7	1:47.857	+1.012	15:22:24.325
8	1:47.858	+1.013	15:24:12.183
9	1:46.845		15:25:59.028
10	1:47.432	+0.587	15:27:46.460

Lap	Lap Tm	Diff	Time of Day
(74) Curtis Wright			
1	1:53.556	+6.620	15:11:33.561
2	1:49.287	+2.351	15:13:22.848
3	1:49.240	+2.304	15:15:12.088
4	1:48.943	+2.007	15:17:01.031
5	1:48.105	+1.169	15:18:49.136
6	1:47.799	+0.863	15:20:36.935
7	1:47.962	+1.026	15:22:24.897
8	1:47.860	+0.924	15:24:12.757
9	1:46.936		15:25:59.693
10	1:47.386	+0.450	15:27:47.079

Lap	Lap Tm	Diff	Time of Day
(24) Michael Cooper			
1	1:54.226	+6.942	15:11:35.017
2	1:50.411	+3.127	15:13:25.428
3	1:50.902	+3.618	15:15:16.330
4	1:50.834	+3.550	15:17:07.164
5	1:49.690	+2.406	15:18:56.854
6	1:48.848	+1.564	15:20:45.702
7	1:48.467	+1.183	15:22:34.169
8	1:47.284		15:24:21.453
9	1:50.485	+3.201	15:26:11.938
10	1:47.378	+0.094	15:27:59.316

Lap	Lap Tm	Diff	Time of Day
(35) Matthew Shellcock			
1	1:54.370	+5.852	15:11:34.768
2	1:49.298	+0.780	15:13:24.066
3	1:49.387	+0.869	15:15:13.453
4	1:48.518		15:17:01.971
5	1:49.140	+0.622	15:18:51.111
6	1:49.007	+0.489	15:20:40.118
7	1:49.808	+1.290	15:22:29.926
8	1:50.729	+2.211	15:24:20.655
9	1:50.634	+2.116	15:26:11.289
10	1:50.912	+2.394	15:28:02.201

Lap	Lap Tm	Diff	Time of Day
(20) Gareth Robinson			
1	1:57.480	+10.423	15:11:39.138
2	1:51.659	+4.602	15:13:30.797
3	1:52.194	+5.137	15:15:22.991
4	1:49.845	+2.788	15:17:12.836
5	1:49.915	+2.858	15:19:02.751
6	1:49.426	+2.369	15:20:52.177
7	1:48.450	+1.393	15:22:40.627
8	1:47.057		15:24:27.684
9	1:47.980	+0.923	15:26:15.664
10	1:47.392	+0.335	15:28:03.056

Lap	Lap Tm	Diff	Time of Day
(4) Tom McHale			
1	1:56.677	+8.332	15:11:37.201
2	1:51.296	+2.951	15:13:28.497
3	1:50.332	+1.987	15:15:18.829
4	1:49.709	+1.364	15:17:08.538
5	1:48.818	+0.473	15:18:57.356
6	1:49.074	+0.729	15:20:46.430
7	1:48.453	+0.108	15:22:34.883
8	1:48.345		15:24:23.228
9	1:51.325	+2.980	15:26:14.553
10	1:54.909	+6.564	15:28:09.462

Lap	Lap Tm	Diff	Time of Day
(90) Rory Parker			
1	1:57.223	+6.655	15:11:38.433
2	1:52.045	+1.477	15:13:30.478
3	1:53.152	+2.584	15:15:23.630
4	1:51.632	+1.064	15:17:15.262
5	1:50.568		15:19:05.830
6	1:51.888	+1.320	15:20:57.718
7	1:52.120	+1.552	15:22:49.838
8	1:51.000	+0.432	15:24:40.838
9	1:51.982	+1.414	15:26:32.820
10	1:50.610	+0.042	15:28:23.430

Lap	Lap Tm	Diff	Time of Day
(33) Tom Meehan			

Lap	Lap Tm	Diff	Time of Day
1	1:57.132	+5.892	15:11:36.797
2	1:51.685	+0.445	15:13:28.482
3	1:52.670	+1.430	15:15:21.152
4	1:52.871	+1.631	15:17:14.023
5	1:51.240		15:19:05.263
6	1:51.871	+0.631	15:20:57.134
7	1:51.262	+0.022	15:22:48.396
8	1:51.552	+0.312	15:24:39.948
9	1:52.582	+1.342	15:26:32.530
10	1:52.331	+1.091	15:28:24.861

Lap	Lap Tm	Diff	Time of Day
(101) Sam Ludgate			
1	1:56.149	+5.249	15:11:37.188
2	1:52.190	+1.290	15:13:29.378
3	1:52.230	+1.330	15:15:21.608
4	1:53.123	+2.223	15:17:14.731
5	1:51.870	+0.970	15:19:06.601
6	1:51.466	+0.566	15:20:58.067
7	1:52.115	+1.215	15:22:50.182
8	1:50.900		15:24:41.082
9	1:52.512	+1.612	15:26:33.594
10	1:52.150	+1.250	15:28:25.744

Lap	Lap Tm	Diff	Time of Day
(5) Marty Lennon			
1	2:01.379	+10.981	15:11:42.494
2	1:53.788	+3.390	15:13:36.282
3	1:52.147	+1.749	15:15:28.429
4	1:51.297	+0.899	15:17:19.726
5	1:50.708	+0.310	15:19:10.434
6	1:50.398		15:21:00.832
7	1:51.603	+1.205	15:22:52.435
8	1:50.921	+0.523	15:24:43.356
9	1:50.613	+0.215	15:26:33.969
10	1:52.970	+2.572	15:28:26.939

Lap	Lap Tm	Diff	Time of Day
(177) John Blundell			
1	2:01.206	+11.480	15:11:42.687
2	1:55.635	+5.909	15:13:38.322
3	1:52.471	+2.745	15:15:30.793
4	1:52.379	+2.653	15:17:23.172
5	1:51.977	+2.251	15:19:15.149
6	1:50.981	+1.255	15:21:06.130
7	1:50.896	+1.170	15:22:57.026
8	1:51.217	+1.491	15:24:48.243
9	1:49.726		15:26:37.969
10	1:49.921	+0.195	15:28:27.890

Lap	Lap Tm	Diff	Time of Day
(99) Ryan Myler			
1	2:00.940	+9.867	15:11:42.275
2	1:55.367	+4.294	15:13:37.642
3	1:52.403	+1.330	15:15:30.045
4	1:51.658	+0.585	15:17:21.703
5	1:52.364	+1.291	15:19:14.067
6	1:51.608	+0.535	15:21:05.675
7	1:51.203	+0.130	15:22:56.878
8	1:51.568	+0.495	15:24:48.446
9	1:51.073		15:26:39.519
10	1:51.391	+0.318	15:28:30.910

Lap	Lap Tm	Diff	Time of Day
(8) Dale Thompson			
1	2:02.246	+11.220	15:11:44.278

Timekeeper:

Race Director:

Weather / Track: Rain / Wet

Results at www.sportstimingservices.co





Thundersport GB - Rounds 7 and 8

Bikesport News Superstock 600

Cadwell Park 2.173 Miles

Race 10

30/05/2011 15:09

Race started at 15:09:36



Lap	Lap Tm	Diff	Time of Day
2	1:55.545	+4.519	15:13:39.823
3	1:55.537	+4.511	15:15:35.360
4	1:53.679	+2.653	15:17:29.039
5	1:52.539	+1.513	15:19:21.578
6	1:51.941	+0.915	15:21:13.519
7	1:52.971	+1.945	15:23:06.490
8	1:53.975	+2.949	15:25:00.465
9	1:51.026		15:26:51.491
10	1:53.161	+2.135	15:28:44.652

(15) Luke Buckingham

1	2:09.064	+7.299	15:11:51.787
2	2:06.354	+4.589	15:13:58.141
3	2:04.460	+2.695	15:16:02.601
4	2:02.473	+0.708	15:18:05.074
5	2:01.765		15:20:06.839
6	2:05.544	+3.779	15:22:12.383
7	2:04.480	+2.715	15:24:16.863
8	2:06.273	+4.508	15:26:23.136
9	2:08.418	+6.653	15:28:31.554

(11) Tommy Mountain

1	1:47.740	+4.120	15:11:26.533
2	1:44.516	+0.896	15:13:11.049
3	1:45.852	+2.232	15:14:56.901
4	1:45.890	+2.270	15:16:42.791
5	1:43.620		15:18:26.411
6	1:44.042	+0.422	15:20:10.453

(95) Jordan Watling

1	1:58.315	+7.273	15:11:40.223
2	1:52.115	+1.073	15:13:32.338
3	1:51.603	+0.561	15:15:23.941
4	1:51.632	+0.590	15:17:15.573
5	1:51.523	+0.481	15:19:07.096
6	1:51.042		15:20:58.138

(118) Dan Chappell

1	1:58.305	+6.070	15:11:39.323
2	1:52.235		15:13:31.558
3	1:52.987	+0.752	15:15:24.545

(7) Jodie Chalk

1	2:00.334	+2.145	15:11:41.331
2	1:58.189		15:13:39.520

Lap Lap Tm Diff Time of Day

Lap Lap Tm Diff Time of Day

Timekeeper:

Race Director:

Weather / Track: Rain / Wet

Results at www.sportstimingservices.co

Printed: 30/05/2011 15:31:59





Thundersport GB - Rounds 7 and 8

Sorted on Best Lap time

LMB Streetfighters

Cadwell Park 2.173 Miles

Qualifying

29/05/2011 09:01

Practice started at 9:01:52

Pos	No.	Name	Bike	CC	Best Tm	Best Speed	Diff	In Lap	2nd Best
1	40	Keith Smith	Aprilia	1000 A	1:40.062	78.180		11	1:40.185
2	33	Andy Denyer	Triumph	675 A	1:41.751	76.882	1.689	10	1:42.449
3	30	Barry Utting	Honda	600 B	1:42.141	76.588	2.079	11	1:42.944
4	85	Dave Milling	Aprilia	1000 A	1:43.745	75.404	3.683	9	1:44.456
5	17	Rob Norman	Honda	600 B	1:44.584	74.799	4.522	9	1:45.863
6	35	Tony Hughes	KTM	660 C	1:45.035	74.478	4.973	5	1:45.041
7	14	Brad Davey	Aprilia	550 C	1:45.512	74.141	5.450	9	1:45.642
8	7	Duncan MacMillan	KTM	690 C	1:45.586	74.089	5.524	9	1:46.882
9	56	Steve Bradbury	Aprilia	1000 A	1:46.150	73.696	6.088	10	1:46.614
10	52	Sean Goldsmith	MV Augusta	990 A	1:47.254	72.937	7.192	2	1:48.061
11	5	Mick Everitt	KTM	660 C	1:47.726	72.618	7.664	6	1:48.315
12	6	Garry Coombes	Aprilia	550 C	1:48.499	72.100	8.437	5	1:48.819
13	64	Chris Dixon	Aprilia	1000 A	1:49.114	71.694	9.052	9	1:49.170
14	41	Martin Jarvis	KTM	660 C	1:49.164	71.661	9.102	8	1:49.631
15	115	Keith Warren	KTM	690 C	1:49.859	71.208	9.797	4	1:49.914
16	66	Jason Markham	Yamaha	350 C	1:50.665	70.689	10.603	10	1:51.283
17	63	Bob Docker	Suzuki	600 B	1:51.579	70.110	11.517	6	1:51.706
18	88	Andrew Driver	MZ	690 C	1:52.524	69.521	12.462	6	1:52.805
19	24	Simon Matthews	Honda	500c	1:53.095	69.170	13.033	8	1:53.243
20	27	Barry Rudge	Honda	600 B	1:54.390	68.387	14.328	8	1:54.750
21	59	Seth Curry	Honda	500 C	1:55.124	67.951	15.062	8	1:56.485
22	29	Martyn Smith	Honda	600 B	1:55.992	67.443	15.930	9	1:56.958
23	98	Robert Pragnell	Suzuki	600 B	1:56.105	67.377	16.043	7	1:56.395
24	46	James Flood	KTM	690 C	2:01.648	64.307	21.586	5	2:02.007
25	8	Mark Lumb	Aprilia	1000 A	2:03.549	63.317	23.487	9	2:04.948

Timekeeper:

Race Director:

Weather / Track: Cloudy / Damp

Results at www.sportstimingservices.co

Printed: 29/05/2011 10:31:08





Thundersport GB - Rounds 7 and 8

LMB Streetfighters

Cadwell Park 2.173 Miles

Race Grid - Sun 1 & 8, Mon 1 & 9

29/05/2011

Race

POLE POSITION

3
30
6
35
9
56
12
6
15
115
18
88
21
59
24
46

2
33
5
17
8
7
11
5
14
41
17
63
20
27
23
98

1
40
4
85
7
14
10
52
13
64
16
66
19
24
22
29
25
8

1
2
3
4
5
6
7
8
9

Timekeeper:

Race Director:

Weather / Track: Bright / Dry

Results at www.sportstimingservices.co

Printed: 29/05/2011 09:30:01





Thundersport GB - Rounds 7 and 8

Sorted on Laps

LMB Streetfighters

Cadwell Park 2.173 Miles

Race 1

29/05/2011 12:19

Race started at 12:19:29

Pos	No.	Name	Bike	CC	Laps	Total Tm	Diff	Best Tm	Best Speed	Avg. Speed
1	40	Keith Smith	Aprilia	1000 A	8	13:36.339		1:39.735	78.436	76.662
2	30	Barry Utting	Honda	600 B	8	13:38.470	2.131	1:39.631	78.518	76.463
3	52	Sean Goldsmith	MV Augusta	990 A	8	13:38.883	2.544	1:39.589	78.551	76.424
4	33	Andy Denyer	Triumph	675 A	8	13:52.113	15.774	1:41.407	77.143	75.209
5	85	Dave Milling	Aprilia	1000 A	8	13:54.130	17.791	1:42.692	76.177	75.027
6	35	Tony Hughes	KTM	660 C	8	14:11.046	34.707	1:44.484	74.871	73.536
7	17	Rob Norman	Honda	600 B	8	14:13.422	37.083	1:45.229	74.341	73.331
8	7	Duncan MacMillan	KTM	690 C	8	14:20.990	44.651	1:45.795	73.943	72.686
9	64	Chris Dixon	Aprilia	1000 A	8	14:23.786	47.447	1:45.133	74.409	72.451
10	56	Steve Bradbury	Aprilia	1000 A	8	14:25.288	48.949	1:46.290	73.599	72.325
11	6	Garry Coombes	Aprilia	550 C	8	14:41.105	1:04.766	1:46.839	73.220	71.027
12	5	Mick Everitt	KTM	660 C	8	14:42.727	1:06.388	1:47.276	72.922	70.897
B 13	41	Martin Jarvis	KTM	660 C	8	14:55.864	1:19.525	1:48.887	71.843	69.857
14	98	Robert Pragnell	Suzuki	600 B	8	15:06.582	1:30.243	1:49.867	71.202	69.031
15	63	Bob Docker	Suzuki	600 B	8	15:06.706	1:30.367	1:50.686	70.676	69.022
16	115	Keith Warren	KTM	690 C	8	15:09.105	1:32.766	1:50.751	70.634	68.840
17	27	Barry Rudge	Honda	600 B	8	15:10.741	1:34.402	1:51.788	69.979	68.716
18	24	Simon Matthews	Honda	500 C	8	15:13.179	1:36.840	1:51.535	70.138	68.532
19	66	Jason Markham	Yamaha	350 C	8	15:14.922	1:38.583	1:51.923	69.894	68.402
20	29	Martyn Smith	Honda	600 B	7	13:40.777	1 Lap	1:55.413	67.781	66.717
21	59	Seth Curry	Honda	500 C	7	13:41.831	1 Lap	1:54.596	68.264	66.631
22	147	Phil Doody	Honda	500 C	7	13:43.988	1 Lap	1:54.126	68.545	66.457
A C 23	46	James Flood	KTM	690 C	7	14:10.378	1 Lap	1:57.943	66.327	64.394
24	8	Mark Lumb	Aprilia	1000 A	7	14:28.600	1 Lap	2:01.871	64.189	63.043
DNF	88	Andrew Driver	MZ	690 C	4	7:31.549	DNF	1:49.549	71.409	69.297
DNF	14	Brad Davey	Aprilia	550 C	2	3:38.717	DNF	1:46.092	73.736	71.533

Announcements

- No.5 & 6 - 10 Second Penalty added - JUMP START
- No.147 - 5 Second Penalty added - CUTTING CHICANE

Margin of Victory	Avg. Speed	Best Lap Tm	Best Speed	Best Lap by
2.131	76.662	1:39.589	78.551	52 - Sean Goldsmith

Timekeeper:

Race Director:

Weather / Track: Cloudy / Dry

Results at www.sportstimeservices.com





Thundersport GB - Rounds 7 and 8

Lapchart

LMB Streetfighters

Cadwell Park 2.173 Miles

Race 1

29/05/2011 12:19

Race started at 12:19:29

Competitors

Laps

	0	1	2	3	4	5	6	7	8
Barry Utting (30)	1	30	33	40	40	40	40	40	40
Andy Denyer (33)	2	33	40	33	33	33	52	52	30
Keith Smith (40)	3	40	30	30	30	30	30	30	52
Dave Milling (85)	4	85	52	52	52	52	33	33	33
Rob Norman (17)	5	17	85	85	85	85	85	85	85
Brad Davey (14)	6	14	17	17	35	35	35	35	35
Tony Hughes (35)	7	35	14	14	17	17	17	17	17
Duncan MacMillan (7)	8	7	7	7	7	7	7	7	7
Mick Everitt (5)	9	5	35	35	56	56	56	64	64
Sean Goldsmith (52)	10	52	5	56	5	64	64	56	56
Steve Bradbury (56)	11	56	56	5	64	5	6	6	6
Garry Coombes (6)	12	6	64	64	6	6	6	5	5
Chris Dixon (64)	13	64	6	6	41	41	41	41	41
Keith Warren (115)	14	115	88	88	88	88	98	98	63
Martin Jarvis (41)	15	41	63	41	63	98	63	115	98
Bob Docker (63)	16	63	115	63	98	63	66	63	115
Andrew Driver (88)	17	88	27	27	115	115	115	66	27
Barry Rudge (27)	18	27	41	98	66	66	27	27	24
Simon Matthews (24)	19	24	98	115	27	27	24	24	66
Martyn Smith (29)	20	29	66	66	24	24	29	147	147
Jason Markham (66)	21	66	29	24	29	29	59	29	29
Robert Pragnell (98)	22	98	24	29	147	147	147	59	59
Phil Doody (147)	23	147	147	147	59	59	46	46	46
James Flood (46)	24	46	46	59	46	46	8	8	8
Mark Lumb (8)	25	8	59	46	8	8			
Seth Curry (59)	26	59	8	8					

Timekeeper:

Race Director:

Weather / Track: Rain / Wet

Results at www.sportstimingservices.co

Printed: 30/05/2011 11:07:35





Thundersport GB - Rounds 7 and 8

LMB Streetfighters

Cadwell Park 2.173 Miles

Race 1

29/05/2011 12:19

Race started at 12:19:29

Lap	Lap Tm	Diff	Time of Day
(40) Keith Smith			
1	1:46.249	+6.514	12:21:17.102
2	1:39.735		12:22:56.837
3	1:40.324	+0.589	12:24:37.161
4	1:41.139	+1.404	12:26:18.300
5	1:40.894	+1.159	12:27:59.194
6	1:41.950	+2.215	12:29:41.144
7	1:40.888	+1.153	12:31:22.032
8	1:43.707	+3.972	12:33:05.739

Lap	Lap Tm	Diff	Time of Day
(30) Barry Utting			
1	1:46.527	+6.896	12:21:17.329
2	1:41.817	+2.186	12:22:59.146
3	1:41.934	+2.303	12:24:41.080
4	1:41.811	+2.180	12:26:22.891
5	1:41.412	+1.781	12:28:04.303
6	1:43.232	+3.601	12:29:47.535
7	1:39.631		12:31:27.166
8	1:40.704	+1.073	12:33:07.870

Lap	Lap Tm	Diff	Time of Day
(52) Sean Goldsmith			
1	1:46.083	+6.494	12:21:18.370
2	1:42.461	+2.872	12:23:00.831
3	1:41.385	+1.796	12:24:42.216
4	1:41.663	+2.074	12:26:23.879
5	1:41.130	+1.541	12:28:05.009
6	1:41.673	+2.084	12:29:46.682
7	1:39.589		12:31:26.271
8	1:42.012	+2.423	12:33:08.283

Lap	Lap Tm	Diff	Time of Day
(33) Andy Denyer			
1	1:46.189	+4.782	12:21:17.034
2	1:41.989	+0.582	12:22:59.023
3	1:41.884	+0.477	12:24:40.907
4	1:41.742	+0.335	12:26:22.649
5	1:41.407		12:28:04.056
6	1:43.676	+2.269	12:29:47.732
7	1:44.394	+2.987	12:31:32.126
8	1:49.387	+7.980	12:33:21.513

Lap	Lap Tm	Diff	Time of Day
(85) Dave Milling			
1	1:48.147	+5.455	12:21:19.533
2	1:43.248	+0.556	12:23:02.781
3	1:42.952	+0.260	12:24:45.733
4	1:42.692		12:26:28.425
5	1:42.730	+0.038	12:28:11.155
6	1:44.339	+1.647	12:29:55.494
7	1:44.566	+1.874	12:31:40.060
8	1:43.470	+0.778	12:33:23.530

Lap	Lap Tm	Diff	Time of Day
(35) Tony Hughes			
1	1:50.430	+5.946	12:21:22.349
2	1:45.977	+1.493	12:23:08.326
3	1:45.135	+0.651	12:24:53.461
4	1:44.546	+0.062	12:26:38.007
5	1:44.484		12:28:22.491
6	1:44.606	+0.122	12:30:07.097
7	1:45.081	+0.597	12:31:52.178
8	1:48.268	+3.784	12:33:40.446

Lap	Lap Tm	Diff	Time of Day
(17) Rob Norman			
1	1:50.141	+4.912	12:21:21.588
2	1:46.116	+0.887	12:23:07.704
3	1:46.466	+1.237	12:24:54.170
4	1:45.558	+0.329	12:26:39.728
5	1:45.229		12:28:24.957
6	1:45.418	+0.189	12:30:10.375
7	1:46.515	+1.286	12:31:56.890
8	1:45.932	+0.703	12:33:42.822

Lap	Lap Tm	Diff	Time of Day
(7) Duncan MacMillan			
1	1:50.214	+4.419	12:21:22.183
2	1:46.049	+0.254	12:23:08.232
3	1:46.261	+0.466	12:24:54.493
4	1:45.795		12:26:40.288
5	1:45.979	+0.184	12:28:26.267
6	1:47.699	+1.904	12:30:13.966
7	1:47.941	+2.146	12:32:01.907
8	1:48.483	+2.688	12:33:50.390

Lap	Lap Tm	Diff	Time of Day
(64) Chris Dixon			
1	1:52.235	+7.102	12:21:25.131
2	1:47.663	+2.530	12:23:12.794
3	1:47.683	+2.550	12:25:00.477
4	1:47.994	+2.861	12:26:48.471
5	1:46.408	+1.275	12:28:34.879
6	1:46.063	+0.930	12:30:20.942
7	1:45.133		12:32:06.075
8	1:47.111	+1.978	12:33:53.186

Lap	Lap Tm	Diff	Time of Day
(56) Steve Bradbury			
1	1:52.309	+6.019	12:21:24.803
2	1:46.290		12:23:11.093
3	1:47.332	+1.042	12:24:58.425
4	1:47.288	+0.998	12:26:45.713
5	1:48.005	+1.715	12:28:33.718
6	1:46.938	+0.648	12:30:20.656
7	1:47.254	+0.964	12:32:07.910
8	1:46.778	+0.488	12:33:54.688

Lap	Lap Tm	Diff	Time of Day
(6) Garry Coombes			
1	1:54.202	+7.363	12:21:27.084
2	1:48.033	+1.194	12:23:15.117
3	1:48.102	+1.263	12:25:03.219
4	1:48.040	+1.201	12:26:51.259
5	1:46.839		12:28:38.098
6	1:47.028	+0.189	12:30:25.126
7	1:47.336	+0.497	12:32:12.462
8	1:48.043	+1.204	12:34:00.505

Lap	Lap Tm	Diff	Time of Day
(5) Mick Everitt			
1	1:50.925	+3.649	12:21:23.165
2	1:48.677	+1.401	12:23:11.842
3	1:47.276		12:24:59.118
4	1:49.767	+2.491	12:26:48.885
5	1:49.068	+1.792	12:28:37.953
6	1:47.399	+0.123	12:30:25.352
7	1:47.464	+0.188	12:32:12.816
8	1:49.311	+2.035	12:34:02.127

Lap	Lap Tm	Diff	Time of Day
(41) Martin Jarvis			

Lap	Lap Tm	Diff	Time of Day
1	1:57.445	+8.558	12:21:30.630
2	1:48.887		12:23:19.517
3	1:51.697	+2.810	12:25:11.214
4	1:49.569	+0.682	12:27:00.783
5	1:50.395	+1.508	12:28:51.178
6	1:49.273	+0.386	12:30:40.451
7	1:53.207	+4.320	12:32:33.658
8	1:51.606	+2.719	12:34:25.264

Lap	Lap Tm	Diff	Time of Day
(98) Robert Pragnell			
1	1:56.794	+6.927	12:21:30.993
2	1:51.613	+1.746	12:23:22.606
3	1:52.306	+2.439	12:25:14.912
4	1:51.890	+2.023	12:27:06.802
5	1:53.078	+3.211	12:28:59.880
6	1:53.448	+3.581	12:30:53.328
7	1:52.787	+2.920	12:32:46.115
8	1:49.867		12:34:35.982

Lap	Lap Tm	Diff	Time of Day
(63) Bob Docker			
1	1:56.651	+5.965	12:21:29.889
2	1:51.851	+1.165	12:23:21.740
3	1:52.859	+2.173	12:25:14.599
4	1:53.146	+2.460	12:27:07.745
5	1:52.845	+2.159	12:29:00.590
6	1:53.606	+2.920	12:30:54.196
7	1:51.224	+0.538	12:32:45.420
8	1:50.686		12:34:36.106

Lap	Lap Tm	Diff	Time of Day
(115) Keith Warren			
1	1:57.315	+6.564	12:21:30.394
2	1:52.227	+1.476	12:23:22.621
3	1:52.893	+2.142	12:25:15.514
4	1:52.712	+1.961	12:27:08.226
5	1:53.328	+2.577	12:29:01.554
6	1:52.367	+1.616	12:30:53.921
7	1:53.833	+3.082	12:32:47.754
8	1:50.751		12:34:38.505

Lap	Lap Tm	Diff	Time of Day
(27) Barry Rudge			
1	1:57.150	+5.362	12:21:30.522
2	1:51.788		12:23:22.310
3	1:54.319	+2.531	12:25:16.629
4	1:52.499	+0.711	12:27:09.128
5	1:53.114	+1.326	12:29:02.242
6	1:52.786	+0.998	12:30:55.028
7	1:52.815	+1.027	12:32:47.843
8	1:52.298	+0.510	12:34:40.141

Lap	Lap Tm	Diff	Time of Day
(24) Simon Matthews			
1	1:59.771	+8.236	12:21:33.429
2	1:52.441	+0.906	12:23:25.870
3	1:53.076	+1.541	12:25:18.946
4	1:51.535		12:27:10.481
5	1:52.674	+1.139	12:29:03.155
6	1:52.736	+1.201	12:30:55.891
7	1:53.498	+1.963	12:32:49.389
8	1:53.190	+1.655	12:34:42.579

Lap	Lap Tm	Diff	Time of Day
(66) Jason Markham			
1	1:57.801	+5.878	12:21:31.813

Timekeeper:

Race Director:

Weather / Track: Rain / Wet

Results at www.sportstimingservices.co





Thundersport GB - Rounds 7 and 8

LMB Streetfighters

Cadwell Park 2.173 Miles

Race 1

29/05/2011 12:19

Race started at 12:19:29

Lap	Lap Tm	Diff	Time of Day
2	1:51.923		12:23:23.736
3	1:52.464	+0.541	12:25:16.200
4	1:52.546	+0.623	12:27:08.746
5	1:52.711	+0.788	12:29:01.457
6	1:53.449	+1.526	12:30:54.906
7	1:54.916	+2.993	12:32:49.822
8	1:54.500	+2.577	12:34:44.322

(29) Martyn Smith

1	1:58.978	+3.565	12:21:32.785
2	1:55.413		12:23:28.198
3	1:56.256	+0.843	12:25:24.454
4	1:56.487	+1.074	12:27:20.941
5	1:57.518	+2.105	12:29:18.459
6	1:55.977	+0.564	12:31:14.436
7	1:55.741	+0.328	12:33:10.177

(59) Seth Curry

1	2:02.627	+8.031	12:21:37.217
2	1:55.829	+1.233	12:23:33.046
3	1:54.596		12:25:27.642
4	1:55.310	+0.714	12:27:22.952
5	1:55.993	+1.397	12:29:18.945
6	1:56.134	+1.538	12:31:15.079
7	1:56.152	+1.556	12:33:11.231

(147) Phil Doody

1	2:00.323	+6.197	12:21:34.658
2	1:56.356	+2.230	12:23:31.014
3	1:56.239	+2.113	12:25:27.253
4	1:54.939	+0.813	12:27:22.192
5	1:57.002	+2.876	12:29:19.194
6	1:55.068	+0.942	12:31:14.262
7	1:54.126		12:33:08.388

(46) James Flood

1	2:02.271	+4.328	12:21:36.606
2	1:57.943		12:23:34.549
3	2:01.950	+4.007	12:25:36.499
4	2:00.982	+3.039	12:27:37.481
5	2:03.193	+5.250	12:29:40.674
6	2:00.164	+2.221	12:31:40.838
7	1:58.940	+0.997	12:33:39.778

(8) Mark Lumb

1	2:07.024	+5.153	12:21:41.473
2	2:02.490	+0.619	12:23:43.963
3	2:04.202	+2.331	12:25:48.165
4	2:02.411	+0.540	12:27:50.576
5	2:03.261	+1.390	12:29:53.837
6	2:01.871		12:31:55.708
7	2:02.292	+0.421	12:33:58.000

(88) Andrew Driver

1	1:56.398	+6.849	12:21:29.727
2	1:49.634	+0.085	12:23:19.361
3	1:52.039	+2.490	12:25:11.400
4	1:49.549		12:27:00.949

(14) Brad Davey

1	1:50.219	+4.127	12:21:22.025
---	----------	--------	--------------

Lap	Lap Tm	Diff	Time of Day
2	1:46.092		12:23:08.117

Lap	Lap Tm	Diff	Time of Day
-----	--------	------	-------------

Timekeeper:

Race Director:

Weather / Track: Rain / Wet

Results at www.sportstimingservices.co





Thundersport GB - Rounds 7 and 8

Sorted on Laps

LMB Streetfighters

Cadwell Park 2.173 Miles

Race 8

29/05/2011 16:26

Race started at 16:26:27

Pos	No.	Name	Bike	CC	Laps	Total Tm	Diff	Best Tm	Best Speed	Avg. Speed
1	40	Keith Smith	Aprilia	1000 A	6	10:02.838		1:38.540	79.387	77.860
2	33	Andy Denyer	Triumph	675 A	6	10:05.923	3.085	1:39.730	78.440	77.463
3	30	Barry Utting	Honda	600 B	6	10:08.333	5.495	1:39.455	78.657	77.156
4	52	Sean Goldsmith	MV Augusta	990 A	6	10:26.642	23.804	1:42.870	76.045	74.902
5	85	Dave Milling	Aprilia	1000 A	6	10:32.401	29.563	1:43.719	75.423	74.220
6	35	Tony Hughes	KTM	660 C	6	10:39.199	36.361	1:44.192	75.081	73.431
7	5	Mick Everitt	KTM	660 C	6	10:42.540	39.702	1:45.347	74.257	73.049
8	7	Duncan MacMillan	KTM	690 C	6	10:42.578	39.740	1:45.792	73.945	73.044
9	64	Chris Dixon	Aprilia	1000 A	6	10:44.640	41.802	1:43.745	75.404	72.811
10	17	Rob Norman	Honda	600 B	6	10:45.336	42.498	1:45.014	74.493	72.732
11	115	Keith Warren	KTM	690 C	6	10:56.538	53.700	1:47.681	72.648	71.491
A	12	6 Garry Coombes	Aprilia	550 C	6	10:56.583	53.745	1:47.717	72.624	71.486
13	56	Steve Bradbury	Aprilia	1000 A	6	11:12.178	1:09.340	1:49.637	71.352	69.828
14	66	Jason Markham	Yamaha	350 C	6	11:28.078	1:25.240	1:51.769	69.991	68.214
15	88	Andrew Driver	MZ	690 C	6	11:28.589	1:25.751	1:50.168	71.008	68.164
B	16	41 Martin Jarvis	KTM	660 C	6	11:30.761	1:27.923	1:52.722	69.399	67.949
17	98	Robert Pragnell	Suzuki	600 B	6	11:36.691	1:33.853	1:53.862	68.704	67.371
18	27	Barry Rudge	Honda	600 B	6	11:38.183	1:35.345	1:52.753	69.380	67.227
19	147	Phil Doody	Honda	500 C	6	11:38.974	1:36.136	1:54.202	68.500	67.151
C	20	24 Simon Matthews	Honda	500 C	6	11:53.672	1:50.834	1:54.221	68.488	65.768
21	46	James Flood	KTM	690 C	5	10:06.864	1 Lap	1:58.375	66.085	64.453
22	8	Mark Lumb	Aprilia	1000 A	5	10:34.984	1 Lap	2:04.349	62.910	61.598
DNF	29	Martyn Smith	Honda	600 B	4	8:05.160	DNF	1:54.015	68.612	64.497
DNF	59	Seth Curry	Honda	500 C	3	5:53.797	DNF	1:54.514	68.313	66.333
DNF	14	Brad Davey	Aprilia	550 C	2	3:36.888	DNF	1:44.699	74.717	72.137

Margin of Victory	Avg. Speed	Best Lap Tm	Best Speed	Best Lap by
3.085	77.860	1:38.540	79.387	40 - Keith Smith

Timekeeper:

Race Director:

Weather / Track: Bright / Dry

Results at www.sportstimeservices.com





Thundersport GB - Rounds 7 and 8

Lapchart

LMB Streetfighters

Cadwell Park 2.173 Miles

Race 8

29/05/2011 16:26

Race started at 16:26:27

Competitors

Laps

	0	1	2	3	4	5	6
1	33	33	40	40	40	40	40
2	30	40	33	33	33	33	33
3	40	30	30	30	30	30	30
4	85	52	52	52	52	52	52
5	35	85	85	85	85	85	85
6	14	35	35	35	35	35	35
7	17	7	14	7	7	5	5
8	7	14	7	5	5	7	7
9	56	5	5	64	17	17	64
10	52	64	64	17	64	64	17
11	5	17	17	6	6	6	115
12	6	6	6	115	115	115	6
13	64	115	115	56	56	56	56
14	115	56	56	66	66	66	66
15	41	41	41	41	41	41	88
16	24	88	88	88	88	88	41
17	66	66	98	98	98	98	98
18	88	98	66	29	147	147	27
19	27	29	29	24	27	27	147
20	29	24	24	59	24	24	24
21	59	59	59	147	29	46	
22	98	147	147	27	46	8	
23	147	46	27	46	8		
24	8	27	46	8			
25	46	8	8				

Timekeeper:

Race Director:

Weather / Track: Bright / Dry

Results at www.sportstimingservices.co

Printed: 29/05/2011 16:53:02





Thundersport GB - Rounds 7 and 8

LMB Streetfighters

Cadwell Park 2.173 Miles

Race 8

29/05/2011 16:26

Race started at 16:26:27

Lap	Lap Tm	Diff	Time of Day
(40) Keith Smith			
1	1:44.224	+5.684	16:28:12.939
2	1:38.540		16:29:51.479
3	1:38.751	+0.211	16:31:30.230
4	1:38.722	+0.182	16:33:08.952
5	1:40.841	+2.301	16:34:49.793
6	1:40.227	+1.687	16:36:30.020
(33) Andy Denyer			
1	1:43.841	+4.111	16:28:12.404
2	1:40.406	+0.676	16:29:52.810
3	1:39.730		16:31:32.540
4	1:40.052	+0.322	16:33:12.592
5	1:40.447	+0.717	16:34:53.039
6	1:40.066	+0.336	16:36:33.105
(30) Barry Utting			
1	1:44.683	+5.228	16:28:13.391
2	1:40.282	+0.827	16:29:53.673
3	1:39.455		16:31:33.128
4	1:39.813	+0.358	16:33:12.941
5	1:40.418	+0.963	16:34:53.359
6	1:42.156	+2.701	16:36:35.515
(52) Sean Goldsmith			
1	1:45.428	+2.558	16:28:15.682
2	1:42.870		16:29:58.552
3	1:42.964	+0.094	16:31:41.516
4	1:43.503	+0.633	16:33:25.019
5	1:43.671	+0.801	16:35:08.690
6	1:45.134	+2.264	16:36:53.824
(85) Dave Milling			
1	1:47.569	+3.850	16:28:16.731
2	1:44.341	+0.622	16:30:01.072
3	1:44.725	+1.006	16:31:45.797
4	1:44.309	+0.590	16:33:30.106
5	1:43.719		16:35:13.825
6	1:45.758	+2.039	16:36:59.583
(35) Tony Hughes			
1	1:47.965	+3.773	16:28:17.438
2	1:44.192		16:30:01.630
3	1:44.871	+0.679	16:31:46.501
4	1:45.246	+1.054	16:33:31.747
5	1:45.371	+1.179	16:35:17.118
6	1:49.263	+5.071	16:37:06.381
(5) Mick Everitt			
1	1:49.420	+4.073	16:28:19.912
2	1:45.776	+0.429	16:30:05.688
3	1:46.136	+0.789	16:31:51.824
4	1:46.212	+0.865	16:33:38.036
5	1:45.347		16:35:23.383
6	1:46.339	+0.992	16:37:09.722
(7) Duncan MacMillan			
1	1:49.180	+3.388	16:28:19.094
2	1:45.792		16:30:04.886
3	1:46.726	+0.934	16:31:51.612

Lap	Lap Tm	Diff	Time of Day
4	1:46.159	+0.367	16:33:37.771
5	1:45.820	+0.028	16:35:23.591
6	1:46.169	+0.377	16:37:09.760
(64) Chris Dixon			
1	1:50.643	+6.898	16:28:21.263
2	1:47.715	+3.970	16:30:08.978
3	1:47.172	+3.427	16:31:56.150
4	1:46.741	+2.996	16:33:42.891
5	1:45.186	+1.441	16:35:28.077
6	1:43.745		16:37:11.822
(17) Rob Norman			
1	1:52.144	+7.130	16:28:21.922
2	1:47.588	+2.574	16:30:09.510
3	1:47.233	+2.219	16:31:56.743
4	1:45.711	+0.697	16:33:42.454
5	1:45.014		16:35:27.468
6	1:45.050	+0.036	16:37:12.518
(115) Keith Warren			
1	1:52.663	+4.982	16:28:23.474
2	1:47.987	+0.306	16:30:11.461
3	1:47.871	+0.190	16:31:59.332
4	1:47.681		16:33:47.013
5	1:47.961	+0.280	16:35:34.974
6	1:48.746	+1.065	16:37:23.720
(6) Garry Coombes			
1	1:52.540	+4.823	16:28:23.137
2	1:47.717		16:30:10.854
3	1:47.816	+0.099	16:31:58.670
4	1:47.885	+0.168	16:33:46.555
5	1:48.324	+0.607	16:35:34.879
6	1:48.886	+1.169	16:37:23.765
(56) Steve Bradbury			
1	1:56.226	+6.589	16:28:26.430
2	1:49.969	+0.332	16:30:16.399
3	1:51.962	+2.325	16:32:08.361
4	1:49.833	+0.196	16:33:58.194
5	1:49.637		16:35:47.831
6	1:51.529	+1.892	16:37:39.360
(66) Jason Markham			
1	1:57.188	+5.419	16:28:28.853
2	1:54.539	+2.770	16:30:23.392
3	1:53.379	+1.610	16:32:16.771
4	1:54.421	+2.652	16:34:11.192
5	1:52.299	+0.530	16:36:03.491
6	1:51.769		16:37:55.260
(88) Andrew Driver			
1	1:56.526	+6.358	16:28:28.224
2	1:54.723	+4.555	16:30:22.947
3	1:56.048	+5.880	16:32:18.995
4	1:53.906	+3.738	16:34:12.901
5	1:52.702	+2.534	16:36:05.603
6	1:50.168		16:37:55.771
(41) Martin Jarvis			

Lap	Lap Tm	Diff	Time of Day
1	1:56.229	+3.507	16:28:27.344
2	1:54.646	+1.924	16:30:21.990
3	1:55.706	+2.984	16:32:17.696
4	1:53.821	+1.099	16:34:11.517
5	1:53.704	+0.982	16:36:05.221
6	1:52.722		16:37:57.943
(98) Robert Pragnell			
1	1:56.989	+3.127	16:28:29.147
2	1:54.207	+0.345	16:30:23.354
3	1:55.660	+1.798	16:32:19.014
4	1:54.920	+1.058	16:34:13.934
5	1:53.862		16:36:07.796
6	1:56.077	+2.215	16:38:03.873
(27) Barry Rudge			
1	2:04.574	+11.821	16:28:36.293
2	1:53.830	+1.077	16:30:30.123
3	1:54.410	+1.657	16:32:24.533
4	1:54.631	+1.878	16:34:19.164
5	1:52.753		16:36:11.917
6	1:53.448	+0.695	16:38:05.365
(147) Phil Doody			
1	2:00.042	+5.840	16:28:32.235
2	1:55.185	+0.983	16:30:27.420
3	1:54.344	+0.142	16:32:21.764
4	1:54.387	+0.185	16:34:16.151
5	1:54.202		16:36:10.353
6	1:55.803	+1.601	16:38:06.156
(24) Simon Matthews			
1	1:59.685	+5.464	16:28:31.299
2	1:54.221		16:30:25.520
3	1:55.271	+1.050	16:32:20.791
4	2:04.721	+10.500	16:34:25.512
5	1:57.293	+3.072	16:36:22.805
6	1:58.049	+3.828	16:38:20.854
(46) James Flood			
1	2:01.562	+3.187	16:28:34.324
2	1:58.375		16:30:32.699
3	1:59.789	+1.414	16:32:32.488
4	2:00.252	+1.877	16:34:32.740
5	2:01.306	+2.931	16:36:34.046
(8) Mark Lumb			
1	2:09.374	+5.025	16:28:41.629
2	2:04.749	+0.400	16:30:46.378
3	2:04.349		16:32:50.727
4	2:05.669	+1.320	16:34:56.396
5	2:05.770	+1.421	16:37:02.166
(29) Martyn Smith			
1	1:58.801	+4.786	16:28:30.753
2	1:54.015		16:30:24.768
3	1:55.304	+1.289	16:32:20.072
4	2:12.270	+18.255	16:34:32.342
(59) Seth Curry			
1	1:59.886	+5.372	16:28:31.946

Timekeeper:

Race Director:

Weather / Track: Bright / Dry

Results at www.sportstimingservices.co





Thundersport GB - Rounds 7 and 8


LMB Streetfighters

Cadwell Park 2.173 Miles

Race 8

29/05/2011 16:26

Race started at 16:26:27



Lap	Lap Tm	Diff	Time of Day
2	1:54.519	+0.005	16:30:26.465
3	1:54.514		16:32:20.979
<hr/>			
(14) Brad Davey			
1	1:49.688	+4.989	16:28:19.371
2	1:44.699		16:30:04.070

Lap	Lap Tm	Diff	Time of Day
-----	--------	------	-------------

Lap	Lap Tm	Diff	Time of Day
-----	--------	------	-------------

Timekeeper:

Race Director:

Weather / Track: Bright / Dry

Results at www.sportstimingservices.co





Thundersport GB - Rounds 7 and 8

Sorted on Best Lap time

LMB Streetfighters

Cadwell Park 2.173 Miles

Warm Up

30/05/2011 09:02

Practice started at 9:02:14

Pos	No.	Name	Bike	CC	Best Tm	Best Speed	Diff	In Lap	2nd Best
1	85	Dave Milling	Aprilia	1000 A	1:59.386	65.525		5	2:01.474
2	64	Chris Dixon	Aprilia	1000 A	1:59.978	65.202	0.592	5	2:04.269
3	35	Tony Hughes	KTM	660 C	2:01.799	64.227	2.413	4	2:03.183
4	40	Keith Smith	Aprilia	1000 A	2:02.355	63.935	2.969	4	2:05.800
5	33	Andy Denyer	Triumph	675 A	2:02.760	63.724	3.374	3	2:03.588
6	56	Steve Bradbury	Aprilia	1000 A	2:03.699	63.241	4.313	3	2:03.984
7	17	Rob Norman	Honda	600 B	2:04.378	62.895	4.992	4	2:06.549
8	52	Sean Goldsmith	MV Augusta	990 A	2:04.729	62.718	5.343	3	2:05.051
9	5	Mick Everitt	KTM	660 C	2:09.258	60.521	9.872	2	2:09.375
10	14	Brad Davey	Aprilia	550 C	2:10.232	60.068	10.846	2	2:17.834
11	48	Allan Brookbanks	Honda	500C	2:12.435	59.069	13.049	4	2:16.284
12	46	James Flood	KTM	690 C	2:14.337	58.233	14.951	4	2:19.801
13	27	Barry Rudge	Honda	600 B	2:14.933	57.975	15.547	4	2:17.491
14	102	Stewart Campbell	Honda	500C	2:18.589	56.446	19.203	3	2:22.849
15	59	Seth Curry	Honda	500 C	2:20.193	55.800	20.807	3	2:22.800
16	88	Andrew Driver	MZ	690 C	2:26.379	53.442	26.993	1	
17	8	Mark Lumb	Aprilia	1000 A	2:27.593	53.003	28.207	4	2:28.681
18	29	Martyn Smith	Honda	600 B	2:37.236	49.752	37.850	3	2:40.990
19	66	Jason Markham	Yamaha	350 C	9:02.701	14.415	7:03.315	1	

Announcements

No.102 - PLEASE PUT TRANSPONDER ON FOR RACES

Timekeeper:

Race Director:

Weather / Track: Rain / Wet

Results at www.sportstimingservices.co





Thundersport GB - Rounds 7 and 8

Sorted on Laps


LMB Streetfighters

Cadwell Park 2.173 Miles

Race 1

30/05/2011 10:32

Race started at 10:32:13



Pos	No.	Name	Bike	CC	Laps	Total Tm	Diff	Best Tm	Best Speed	Avg. Speed
1	85	Dave Milling	Aprilia	1000 A	9	16:52.788		1:47.932	72.479	69.516
2	40	Keith Smith	Aprilia	1000 A	9	17:12.193	19.405	1:52.377	69.612	68.209
3	33	Andy Denyer	Triumph	675 A	9	17:20.371	27.583	1:53.618	68.852	67.673
4	35	Tony Hughes	KTM	660 C	9	17:44.798	52.010	1:54.342	68.416	66.121
5	52	Sean Goldsmith	MV Augusta	990 A	9	17:51.346	58.558	1:57.494	66.580	65.717
6	30	Barry Utting	Honda	600 B	9	17:51.389	58.601	1:56.996	66.864	65.714
7	7	Duncan MacMillan	KTM	690 C	9	17:52.852	1:00.064	1:55.976	67.452	65.624
8	14	Brad Davey	Aprilia	550 C	9	17:53.877	1:01.089	1:56.133	67.361	65.562
9	5	Mick Everitt	KTM	660 C	9	18:00.160	1:07.372	1:56.989	66.868	65.180
10	17	Rob Norman	Honda	600 B	9	18:31.761	1:38.973	1:59.601	65.407	63.328
11	6	Garry Coombes	Aprilia	550 C	9	18:35.853	1:43.065	2:00.205	65.079	63.095
12	115	Keith Warren	KTM	690 C	9	18:49.330	1:56.542	2:02.615	63.800	62.342
13	27	Barry Rudge	Honda	600 B	8	17:09.573	1 Lap	2:06.847	61.671	60.785
C	14	48 Allan Brookbanks	Honda	500C	8	17:19.719	1 Lap	2:06.234	61.971	60.192
	15	102 Stewart Campbell	Honda	500C	8	17:43.912	1 Lap	2:07.812	61.206	58.823
B	16	59 Seth Curry	Honda	500 C	8	18:10.861	1 Lap	2:08.767	60.752	57.370
	17	29 Martyn Smith	Honda	600 B	8	18:10.927	1 Lap	2:11.657	59.418	57.366
A	18	98 Robert Pragnell	Suzuki	600 B	8	18:45.301	1 Lap	2:14.647	58.099	55.614
	19	8 Mark Lumb	Aprilia	1000 A	8	19:03.368	1 Lap	2:18.514	56.477	54.735
DNF	46	James Flood	KTM	690 C	7	15:07.151	DNF	2:05.695	62.236	60.364
DNF	41	Martin Jarvis	KTM	660 C	4	8:44.144	DNF	2:08.960	60.661	59.700
DNF	66	Jason Markham	Yamaha	350 C	3	7:37.906	DNF	2:26.961	53.230	51.252
DNF	56	Steve Bradbury	Aprilia	1000 A	1	2:08.664	DNF	2:05.841	62.164	60.800
DNF	88	Andrew Driver	MZ	690 C	1	2:24.278	DNF	2:19.914	55.911	54.220
DNF	64	Chris Dixon	Aprilia	1000 A	1	2:48.703	DNF	2:45.471	47.276	46.370

Announcements

No.102 - PLEASE PUT TRANSPONDER ON FOR RACES

Margin of Victory	Avg. Speed	Best Lap Tm	Best Speed	Best Lap by
19.405	69.516	1:47.932	72.479	85 - Dave Milling

Timekeeper:

Race Director:

Weather / Track: Rain / Wet

Results at www.sportstiming.com





Thundersport GB - Rounds 7 and 8

Lapchart

LMB Streetfighters

Cadwell Park 2.173 Miles

Race 1

30/05/2011 10:32

Race started at 10:32:13

Competitors

Laps

	0	1	2	3	4	5	6	7	8	9	
Andy Denyer (33)	1	33	33	33	33	33	40	85	85	85	85
Keith Smith (40)	2	40	40	40	40	40	85	40	40	40	40
Barry Utting (30)	3	30	85	85	85	85	33	33	33	33	33
Dave Milling (85)	4	85	5	5	5	5	5	52	35	35	35
Tony Hughes (35)	5	35	52	52	52	52	30	52	52	52	52
Duncan MacMillan (7)	6	7	30	30	30	30	30	35	30	30	30
Brad Davey (14)	7	14	35	35	35	35	35	5	5	5	7
Steve Bradbury (56)	8	56	56	14	7	7	7	14	7	7	14
Sean Goldsmith (52)	9	52	7	7	14	14	14	7	14	14	5
Mick Everitt (5)	10	5	14	6	115	115	17	17	17	17	17
Garry Coombes (6)	11	6	6	115	6	17	115	115	6	6	6
Chris Dixon (64)	12	64	41	41	17	6	6	6	115	115	115
Keith Warren (115)	13	115	115	27	27	27	27	27	27	27	27
Martin Jarvis (41)	14	41	27	17	41	46	46	46	46	48	48
Barry Rudge (27)	15	27	17	46	46	41	48	48	48	59	59
Andrew Driver (88)	16	88	98	48	48	48	29	29	29	29	29
Robert Pragnell (98)	17	98	46	29	98	29	98	98	59	98	98
Martyn Smith (29)	18	29	48	98	29	98	59	59	98	8	8
Seth Curry (59)	19	59	29	59	59	59	8	8	8	8	8
Mark Lumb (8)	20	8	88	8	8	8	102	102	102	102	102
Allan Brookbanks (48)	21	48	59	66	66	102	102	102	102	102	102
James Flood (46)	22	46	66	102	102	102	102	102	102	102	102
Rob Norman (17)	23	17	8	8	8	8	8	8	8	8	8
Jason Markham (66)	24	66	64	64	64	64	64	64	64	64	64
Stewart Campbell (102)	25	102	102	102	102	102	102	102	102	102	102

Timekeeper:

Race Director:

Weather / Track: Rain / Wet

Results at www.sportstimingservices.co

Printed: 30/05/2011 11:03:18





Thundersport GB - Rounds 7 and 8

LMB Streetfighters

Cadwell Park 2.173 Miles

Race 1

30/05/2011 10:32

Race started at 10:32:13

Lap	Lap Tm	Diff	Time of Day
<u>(85) Dave Milling</u>			
1	2:00.036	+12.104	10:34:15.203
2	1:54.772	+6.840	10:36:09.975
3	1:54.134	+6.202	10:38:04.109
4	1:52.046	+4.114	10:39:56.155
5	1:53.239	+5.307	10:41:49.394
6	1:50.545	+2.613	10:43:39.939
7	1:48.986	+1.054	10:45:28.925
8	1:49.196	+1.264	10:47:18.121
9	1:47.932		10:49:06.053

Lap	Lap Tm	Diff	Time of Day
<u>(40) Keith Smith</u>			
1	1:59.679	+7.302	10:34:14.158
2	1:54.367	+1.990	10:36:08.525
3	1:53.838	+1.461	10:38:02.363
4	1:53.711	+1.334	10:39:56.074
5	1:52.377		10:41:48.451
6	1:54.233	+1.856	10:43:42.684
7	1:52.944	+0.567	10:45:35.628
8	1:54.223	+1.846	10:47:29.851
9	1:55.607	+3.230	10:49:25.458

Lap	Lap Tm	Diff	Time of Day
<u>(33) Andy Denyer</u>			
1	1:59.165	+5.547	10:34:13.623
2	1:54.253	+0.635	10:36:07.876
3	1:54.199	+0.581	10:38:02.075
4	1:53.618		10:39:55.693
5	1:56.335	+2.717	10:41:52.028
6	1:56.788	+3.170	10:43:48.816
7	1:54.632	+1.014	10:45:43.448
8	1:54.666	+1.048	10:47:38.114
9	1:55.522	+1.904	10:49:33.636

Lap	Lap Tm	Diff	Time of Day
<u>(35) Tony Hughes</u>			
1	2:05.868	+11.526	10:34:21.168
2	2:01.884	+7.542	10:36:23.052
3	1:56.321	+1.979	10:38:19.373
4	1:55.244	+0.902	10:40:14.617
5	1:56.602	+2.260	10:42:11.219
6	1:57.883	+3.541	10:44:09.102
7	1:57.414	+3.072	10:46:06.516
8	1:57.205	+2.863	10:48:03.721
9	1:54.342		10:49:58.063

Lap	Lap Tm	Diff	Time of Day
<u>(52) Sean Goldsmith</u>			
1	2:01.846	+4.352	10:34:18.065
2	1:58.888	+1.394	10:36:16.953
3	1:57.494		10:38:14.447
4	1:58.266	+0.772	10:40:12.713
5	1:57.877	+0.383	10:42:10.590
6	1:57.567	+0.073	10:44:08.157
7	1:58.486	+0.992	10:46:06.643
8	1:59.186	+1.692	10:48:05.829
9	1:58.782	+1.288	10:50:04.611

Lap	Lap Tm	Diff	Time of Day
<u>(30) Barry Utting</u>			
1	2:04.697	+7.701	10:34:19.292
2	1:59.459	+2.463	10:36:18.751
3	1:56.996		10:38:15.747
4	1:57.495	+0.499	10:40:13.242

Lap	Lap Tm	Diff	Time of Day
5	1:57.879	+0.883	10:42:11.121
6	1:57.434	+0.438	10:44:08.555
7	1:58.546	+1.550	10:46:07.101
8	1:59.411	+2.415	10:48:06.512
9	1:58.142	+1.146	10:50:04.654

Lap	Lap Tm	Diff	Time of Day
<u>(7) Duncan MacMillan</u>			
1	2:07.483	+11.507	10:34:23.291
2	2:00.900	+4.924	10:36:24.191
3	1:58.216	+2.240	10:38:22.407
4	1:57.457	+1.481	10:40:19.864
5	1:57.097	+1.121	10:42:16.961
6	1:57.253	+1.277	10:44:14.214
7	1:57.061	+1.085	10:46:11.275
8	1:58.866	+2.890	10:48:10.141
9	1:55.976		10:50:06.117

Lap	Lap Tm	Diff	Time of Day
<u>(14) Brad Davey</u>			
1	2:07.527	+11.394	10:34:23.370
2	2:00.297	+4.164	10:36:23.667
3	1:59.516	+3.383	10:38:23.183
4	1:57.361	+1.228	10:40:20.544
5	1:56.759	+0.626	10:42:17.303
6	1:56.837	+0.704	10:44:14.140
7	1:57.139	+1.006	10:46:11.279
8	1:59.730	+3.597	10:48:11.009
9	1:56.133		10:50:07.142

Lap	Lap Tm	Diff	Time of Day
<u>(5) Mick Everitt</u>			
1	2:01.642	+4.653	10:34:18.015
2	1:56.989		10:36:15.004
3	1:57.612	+0.623	10:38:12.616
4	1:58.030	+1.041	10:40:10.646
5	1:59.071	+2.082	10:42:09.717
6	1:59.841	+2.852	10:44:09.558
7	1:58.534	+1.545	10:46:08.092
8	2:01.870	+4.881	10:48:09.962
9	2:03.463	+6.474	10:50:13.425

Lap	Lap Tm	Diff	Time of Day
<u>(17) Rob Norman</u>			
1	2:13.385	+13.784	10:34:32.244
2	2:05.660	+6.059	10:36:37.904
3	2:02.393	+2.792	10:38:40.297
4	1:59.601		10:40:39.898
5	2:00.904	+1.303	10:42:40.802
6	1:59.995	+0.394	10:44:40.797
7	2:00.375	+0.774	10:46:41.172
8	2:01.514	+1.913	10:48:42.686
9	2:02.340	+2.739	10:50:45.026

Lap	Lap Tm	Diff	Time of Day
<u>(6) Garry Coombes</u>			
1	2:11.387	+11.182	10:34:27.782
2	2:05.487	+5.282	10:36:33.269
3	2:06.788	+6.583	10:38:40.057
4	2:03.557	+3.352	10:40:43.614
5	2:02.913	+2.708	10:42:46.527
6	2:00.553	+0.348	10:44:47.080
7	2:00.660	+0.455	10:46:47.740
8	2:01.173	+0.968	10:48:48.913
9	2:00.205		10:50:49.118

Lap	Lap Tm	Diff	Time of Day
<u>(115) Keith Warren</u>			
1	2:11.462	+8.847	10:34:28.327
2	2:05.052	+2.437	10:36:33.379
3	2:03.266	+0.651	10:38:36.645
4	2:02.615		10:40:39.260
5	2:03.970	+1.355	10:42:43.230
6	2:03.519	+0.904	10:44:46.749
7	2:02.667	+0.052	10:46:49.416
8	2:07.196	+4.581	10:48:56.612
9	2:05.983	+3.368	10:51:02.595

Lap	Lap Tm	Diff	Time of Day
<u>(27) Barry Rudge</u>			
1	2:10.908	+4.061	10:34:28.518
2	2:09.108	+2.261	10:36:37.626
3	2:08.469	+1.622	10:38:46.095
4	2:07.149	+0.302	10:40:53.244
5	2:07.574	+0.727	10:43:00.818
6	2:06.847		10:45:07.665
7	2:07.720	+0.873	10:47:15.385
8	2:07.453	+0.606	10:49:22.838

Lap	Lap Tm	Diff	Time of Day
<u>(48) Allan Brookbanks</u>			
1	2:17.679	+11.445	10:34:36.106
2	2:10.758	+4.524	10:36:46.864
3	2:09.627	+3.393	10:38:56.491
4	2:08.558	+2.324	10:41:05.049
5	2:07.202	+0.968	10:43:12.251
6	2:07.276	+1.042	10:45:19.527
7	2:07.223	+0.989	10:47:26.750
8	2:06.234		10:49:32.984

Lap	Lap Tm	Diff	Time of Day
<u>(102) Stewart Campbell</u>			
1	2:20.552	+12.740	10:36:58.299
2	2:10.676	+2.864	10:39:08.975
3	2:07.812		10:41:16.787
4	2:08.198	+0.386	10:43:24.985
5	2:12.202	+4.390	10:45:37.187
6	2:10.238	+2.426	10:47:47.425
7	2:09.752	+1.940	10:49:57.177

Lap	Lap Tm	Diff	Time of Day
<u>(59) Seth Curry</u>			
1	2:20.518	+11.751	10:34:38.547
2	2:22.334	+13.567	10:37:00.881
3	2:15.609	+6.842	10:39:16.490
4	2:17.181	+8.414	10:41:33.671
5	2:16.421	+7.654	10:43:50.092
6	2:14.276	+5.509	10:46:04.368
7	2:10.991	+2.224	10:48:15.359
8	2:08.767		10:50:24.126

Lap	Lap Tm	Diff	Time of Day
<u>(29) Martyn Smith</u>			
1	2:18.528	+6.871	10:34:36.442
2	2:20.619	+8.962	10:36:57.061
3	2:18.536	+6.879	10:39:15.597
4	2:14.782	+3.125	10:41:30.379
5	2:15.749	+4.092	10:43:46.128
6	2:13.205	+1.548	10:45:59.333
7	2:13.202	+1.545	10:48:12.535
8	2:11.657		10:50:24.192

Lap	Lap Tm	Diff	Time of Day
<u>(98) Robert Pragnell</u>			

Timekeeper:

Race Director:

Weather / Track: Rain / Wet

Results at www.sportstimingservices.co





Thundersport GB - Rounds 7 and 8

LMB Streetfighters

Cadwell Park 2.173 Miles

Race 1

30/05/2011 10:32

Race started at 10:32:13

Lap	Lap Tm	Diff	Time of Day
1	2:17.163	+2.516	10:34:34.983
2	2:22.428	+7.781	10:36:57.411
3	2:17.119	+2.472	10:39:14.530
4	2:18.038	+3.391	10:41:32.568
5	2:16.440	+1.793	10:43:49.008
6	2:14.647		10:46:03.655
7	2:24.635	+9.988	10:48:28.290
8	2:30.276	+15.629	10:50:58.566

(8) Mark Lumb

1	2:35.505	+16.991	10:34:53.811
2	2:25.498	+6.984	10:37:19.309
3	2:19.615	+1.101	10:39:38.924
4	2:20.504	+1.990	10:41:59.428
5	2:19.505	+0.991	10:44:18.933
6	2:18.788	+0.274	10:46:37.721
7	2:20.398	+1.884	10:48:58.119
8	2:18.514		10:51:16.633

(46) James Flood

1	2:16.521	+10.826	10:34:35.245
2	2:09.087	+3.392	10:36:44.332
3	2:05.695		10:38:50.027
4	2:06.173	+0.478	10:40:56.200
5	2:08.033	+2.338	10:43:04.233
6	2:07.836	+2.141	10:45:12.069
7	2:08.347	+2.652	10:47:20.416

(41) Martin Jarvis

1	2:11.133	+2.173	10:34:28.184
2	2:09.234	+0.274	10:36:37.418
3	2:11.031	+2.071	10:38:48.449
4	2:08.960		10:40:57.409

(66) Jason Markham

1	2:33.753	+6.792	10:34:53.023
2	2:31.187	+4.226	10:37:24.210
3	2:26.961		10:39:51.171

(56) Steve Bradbury

1	2:05.841		10:34:21.929
---	-----------------	--	--------------

(88) Andrew Driver

1	2:19.914		10:34:37.543
---	-----------------	--	--------------

(64) Chris Dixon

1	2:45.471		10:35:01.968
---	-----------------	--	--------------

Lap Lap Tm Diff Time of Day

Lap Lap Tm Diff Time of Day

Timekeeper:

Race Director:

Weather / Track: Rain / Wet

Results at www.sportstimingservices.co





Thundersport GB - Rounds 7 and 8

Sorted on Laps

LMB Streetfighters

Cadwell Park 2.173 Miles

Race 9

30/05/2011 14:47

Race started at 14:47:49

Pos	No.	Name	Bike	CC	Laps	Total Tm	Diff	Best Tm	Best Speed	Avg. Speed
1	85	Dave Milling	Aprilia	1000 A	8	14:45.347		1:47.073	73.060	70.687
2	40	Keith Smith	Aprilia	1000 A	8	14:57.585	12.238	1:49.289	71.579	69.723
3	33	Andy Denyer	Triumph	675 A	8	15:10.691	25.344	1:50.508	70.789	68.720
4	30	Barry Utting	Honda	600 B	8	15:19.246	33.899	1:52.680	69.425	68.080
5	35	Tony Hughes	KTM	660 C	8	15:25.903	40.556	1:53.798	68.743	67.591
6	52	Sean Goldsmith	MV Augusta	990 A	8	15:33.988	48.641	1:53.532	68.904	67.006
7	14	Brad Davey	Aprilia	550 C	8	15:34.983	49.636	1:55.207	67.902	66.934
8	7	Duncan MacMillan	KTM	690 C	8	15:38.804	53.457	1:55.148	67.937	66.662
A 9	17	Rob Norman	Honda	600 B	8	15:59.368	1:14.021	1:58.237	66.162	65.233
10	56	Steve Bradbury	Aprilia	1000 A	8	16:17.096	1:31.749	1:59.786	65.306	64.049
11	115	Keith Warren	KTM	690 C	8	16:17.760	1:32.413	1:59.908	65.240	64.006
B 12	64	Chris Dixon	Aprilia	1000 A	8	16:30.936	1:45.589	1:56.479	67.161	63.155
13	27	Barry Rudge	Honda	600 B	7	14:59.636	1 Lap	2:05.952	62.109	60.869
14	41	Martin Jarvis	KTM	660 C	7	15:02.110	1 Lap	2:02.492	63.864	60.702
C 15	88	Andrew Driver	MZ	690 C	7	15:04.061	1 Lap	2:04.715	62.725	60.571
16	48	Allan Brookbanks	Honda	500C	7	15:10.777	1 Lap	2:06.085	62.044	60.124
17	66	Jason Markham	Yamaha	350 C	7	15:10.941	1 Lap	2:06.427	61.876	60.113
18	46	James Flood	KTM	690 C	7	15:11.114	1 Lap	2:04.123	63.025	60.102
19	102	Stewart Campbell	Honda	500C	7	15:17.534	1 Lap	2:06.372	61.903	59.681
20	147	Phil Doody	Honda	500 C	7	15:44.674	1 Lap	2:09.970	60.189	57.967
21	59	Seth Curry	Honda	500 C	7	15:45.820	1 Lap	2:10.230	60.069	57.896
22	8	Mark Lumb	Aprilia	1000 A	7	16:45.695	1 Lap	2:20.685	55.605	54.449
23	98	Robert Pragnell	Suzuki	600 B	6	14:40.408	2 Laps	2:23.389	54.556	53.313

Announcements

No.102 - PLEASE PUT YOUR TRANSPONDER ON FOR RACES !!!!!

Margin of Victory	Avg. Speed	Best Lap Tm	Best Speed	Best Lap by
12.238	70.687	1:47.073	73.060	85 - Dave Milling

Timekeeper:

Race Director:

Weather / Track: Rain / Wet

Results at www.sportstiming.com





Thundersport GB - Rounds 7 and 8

Lapchart

LMB Streetfighters

Cadwell Park 2.173 Miles

Race 9

30/05/2011 14:47

Race started at 14:47:49

Competitors

Laps

	0	1	2	3	4	5	6	7	8	
Keith Smith (40)	1	40	33	33	33	33	33	85	85	85
Andy Denyer (33)	2	33	40	40	40	40	40	40	40	40
Barry Utting (30)	3	30	30	85	85	85	85	33	33	33
Dave Milling (85)	4	85	85	30	30	30	30	30	30	30
Tony Hughes (35)	5	35	52	35	52	52	52	35	35	35
Rob Norman (17)	6	17	35	52	35	35	35	52	52	52
Brad Davey (14)	7	14	14	14	14	14	14	14	14	14
Duncan MacMillan (7)	8	7	7	7	7	7	7	7	7	7
Steve Bradbury (56)	9	56	17	17	17	17	17	17	17	17
Sean Goldsmith (52)	10	52	56	56	56	56	56	56	56	56
Keith Warren (115)	11	115	115	115	115	115	115	115	115	115
Chris Dixon (64)	12	64	27	27	27	27	64	64	64	64
Martin Jarvis (41)	13	41	41	41	41	64	27	27	27	27
Jason Markham (66)	14	66	88	88	88	88	41	88	41	41
Andrew Driver (88)	15	88	48	48	64	41	88	41	88	88
Barry Rudge (27)	16	27	66	66	48	66	66	66	48	48
Mark Lumb (8)	17	8	102	102	66	48	48	48	66	66
Robert Pragnell (98)	18	98	98	64	102	102	46	46	46	46
Allan Brookbanks (48)	19	48	59	46	46	46	102	102	102	102
Seth Curry (59)	20	59	46	59	59	59	59	59	147	147
Stewart Campbell (102)	21	102	147	147	147	147	147	147	59	59
Phil Doody (147)	22	147	64	98	98	8	8	8	8	8
James Flood (46)	23	46	8	8	8	98	98	98	98	98

Timekeeper:

Race Director:

Weather / Track: Rain / Wet

Results at www.sportstimingservices.co

Printed: 30/05/2011 15:18:18





Thundersport GB - Rounds 7 and 8

LMB Streetfighters

Cadwell Park 2.173 Miles

Race 9

30/05/2011 14:47

Race started at 14:47:49

Lap	Lap Tm	Diff	Time of Day
(85) Dave Milling			
1	1:57.584	+10.511	14:49:48.568
2	1:51.524	+4.451	14:51:40.092
3	1:50.338	+3.265	14:53:30.430
4	1:48.617	+1.544	14:55:19.047
5	1:50.757	+3.684	14:57:09.804
6	1:48.085	+1.012	14:58:57.889
7	1:49.502	+2.429	15:00:47.391
8	1:47.073		15:02:34.464

Lap	Lap Tm	Diff	Time of Day
(40) Keith Smith			
1	1:56.399	+7.110	14:49:46.549
2	1:51.907	+2.618	14:51:38.456
3	1:50.824	+1.535	14:53:29.280
4	1:49.289		14:55:18.569
5	1:51.127	+1.838	14:57:09.696
6	1:51.623	+2.334	14:59:01.319
7	1:51.634	+2.345	15:00:52.953
8	1:53.749	+4.460	15:02:46.702

Lap	Lap Tm	Diff	Time of Day
(33) Andy Denyer			
1	1:55.315	+4.807	14:49:45.628
2	1:50.868	+0.360	14:51:36.496
3	1:50.508		14:53:27.004
4	1:50.758	+0.250	14:55:17.762
5	1:51.752	+1.244	14:57:09.514
6	2:01.600	+11.092	14:59:11.114
7	1:53.000	+2.492	15:01:04.114
8	1:55.694	+5.186	15:02:59.808

Lap	Lap Tm	Diff	Time of Day
(30) Barry Utting			
1	1:57.882	+5.202	14:49:48.274
2	1:53.672	+0.992	14:51:41.946
3	1:54.230	+1.550	14:53:36.176
4	1:52.680		14:55:28.856
5	1:55.617	+2.937	14:57:24.473
6	1:53.478	+0.798	14:59:17.951
7	1:56.112	+3.432	15:01:14.063
8	1:54.300	+1.620	15:03:08.363

Lap	Lap Tm	Diff	Time of Day
(35) Tony Hughes			
1	1:59.815	+6.017	14:49:50.946
2	1:56.922	+3.124	14:51:47.868
3	1:55.045	+1.247	14:53:42.913
4	1:53.798		14:55:36.711
5	1:55.376	+1.578	14:57:32.087
6	1:54.673	+0.875	14:59:26.760
7	1:54.312	+0.514	15:01:21.072
8	1:53.948	+0.150	15:03:15.020

Lap	Lap Tm	Diff	Time of Day
(52) Sean Goldsmith			
1	1:58.606	+5.074	14:49:50.698
2	1:57.180	+3.648	14:51:47.878
3	1:54.372	+0.840	14:53:42.250
4	1:53.532		14:55:35.782
5	1:55.723	+2.191	14:57:31.505
6	1:56.062	+2.530	14:59:27.567
7	1:56.445	+2.913	15:01:24.012
8	1:59.093	+5.561	15:03:23.105

Lap	Lap Tm	Diff	Time of Day
(14) Brad Davey			
1	2:01.883	+6.676	14:49:53.332
2	1:55.739	+0.532	14:51:49.071
3	1:55.409	+0.202	14:53:44.480
4	1:55.294	+0.087	14:55:39.774
5	1:55.207		14:57:34.981
6	1:55.528	+0.321	14:59:30.509
7	1:55.330	+0.123	15:01:25.839
8	1:58.261	+3.054	15:03:24.100

Lap	Lap Tm	Diff	Time of Day
(7) Duncan MacMillan			
1	2:02.233	+7.085	14:49:53.817
2	1:56.765	+1.617	14:51:50.582
3	1:56.656	+1.508	14:53:47.238
4	1:56.484	+1.336	14:55:43.722
5	1:56.292	+1.144	14:57:40.014
6	1:56.815	+1.667	14:59:36.829
7	1:55.148		15:01:31.977
8	1:55.944	+0.796	15:03:27.921

Lap	Lap Tm	Diff	Time of Day
(17) Rob Norman			
1	2:05.225	+6.988	14:49:56.615
2	1:58.737	+0.500	14:51:55.352
3	1:58.391	+0.154	14:53:53.743
4	1:58.237		14:55:51.980
5	1:59.471	+1.234	14:57:51.451
6	2:00.126	+1.889	14:59:51.577
7	1:58.369	+0.132	15:01:49.946
8	1:58.539	+0.302	15:03:48.485

Lap	Lap Tm	Diff	Time of Day
(56) Steve Bradbury			
1	2:07.901	+8.115	14:49:59.903
2	2:02.572	+2.786	14:52:02.475
3	2:01.246	+1.460	14:54:03.721
4	2:00.890	+1.104	14:56:04.611
5	2:00.412	+0.626	14:58:05.023
6	1:59.786		15:00:04.809
7	2:01.043	+1.257	15:02:05.852
8	2:00.361	+0.575	15:04:06.213

Lap	Lap Tm	Diff	Time of Day
(115) Keith Warren			
1	2:07.988	+8.080	14:50:00.587
2	2:02.490	+2.582	14:52:03.077
3	2:01.287	+1.379	14:54:04.364
4	2:00.826	+0.918	14:56:05.190
5	2:00.436	+0.528	14:58:05.626
6	1:59.908		15:00:05.534
7	2:00.971	+1.063	15:02:06.505
8	2:00.372	+0.464	15:04:06.877

Lap	Lap Tm	Diff	Time of Day
(64) Chris Dixon			
1	2:28.837	+32.358	14:50:21.476
2	2:07.574	+11.095	14:52:29.050
3	2:01.139	+4.660	14:54:30.189
4	1:59.529	+3.050	14:56:29.718
5	1:59.348	+2.869	14:58:29.066
6	1:57.924	+1.445	15:00:26.990
7	1:56.479		15:02:23.469
8	1:56.584	+0.105	15:04:20.053

Lap	Lap Tm	Diff	Time of Day
(27) Barry Rudge			

Lap	Lap Tm	Diff	Time of Day
1	2:10.581	+4.629	14:50:04.010
2	2:08.338	+2.386	14:52:12.348
3	2:06.488	+0.536	14:54:18.836
4	2:05.952		14:56:24.788
5	2:08.028	+2.076	14:58:32.816
6	2:08.370	+2.418	15:00:41.186
7	2:07.567	+1.615	15:02:48.753

Lap	Lap Tm	Diff	Time of Day
(41) Martin Jarvis			
1	2:12.288	+9.796	14:50:05.127
2	2:10.080	+7.588	14:52:15.207
3	2:11.098	+8.606	14:54:26.305
4	2:09.449	+6.957	14:56:35.754
5	2:06.824	+4.332	14:58:42.578
6	2:06.157	+3.665	15:00:48.735
7	2:02.492		15:02:51.227

Lap	Lap Tm	Diff	Time of Day
(88) Andrew Driver			
1	2:13.254	+8.539	14:50:06.495
2	2:08.921	+4.206	14:52:15.416
3	2:10.960	+6.245	14:54:26.376
4	2:09.021	+4.306	14:56:35.397
5	2:07.301	+2.586	14:58:42.698
6	2:05.765	+1.050	15:00:48.463
7	2:04.715		15:02:53.178

Lap	Lap Tm	Diff	Time of Day
(48) Allan Brookbanks			
1	2:16.046	+9.961	14:50:09.814
2	2:11.138	+5.053	14:52:20.952
3	2:10.148	+4.063	14:54:31.100
4	2:08.825	+2.740	14:56:39.925
5	2:07.491	+1.406	14:58:47.416
6	2:06.393	+0.308	15:00:53.809
7	2:06.085		15:02:59.894

Lap	Lap Tm	Diff	Time of Day
(66) Jason Markham			
1	2:17.737	+11.310	14:50:10.938
2	2:10.614	+4.187	14:52:21.552
3	2:10.293	+3.866	14:54:31.845
4	2:07.964	+1.537	14:56:39.809
5	2:06.890	+0.463	14:58:46.699
6	2:06.427		15:00:53.126
7	2:06.932	+0.505	15:03:00.058

Lap	Lap Tm	Diff	Time of Day
(46) James Flood			
1	2:24.904	+20.781	14:50:19.567
2	2:11.038	+6.915	14:52:30.605
3	2:07.509	+3.386	14:54:38.114
4	2:06.473	+2.350	14:56:44.587
5	2:06.502	+2.379	14:58:51.089
6	2:05.019	+0.896	15:00:56.108
7	2:04.123		15:03:00.231

Lap	Lap Tm	Diff	Time of Day
(102) Stewart Campbell			
1	2:22.701	+16.329	14:50:17.082
2	2:09.748	+3.376	14:52:26.830
3	2:09.120	+2.748	14:54:35.950
4	2:08.528	+2.156	14:56:44.478
5	2:08.279	+1.907	14:58:52.757
6	2:06.372		15:00:59.129
7	2:07.522	+1.150	15:03:06.651

Timekeeper:

Race Director:

Weather / Track: Rain / Wet

Results at www.sportstimingservices.co





Thundersport GB - Rounds 7 and 8

LMB Streetfighters

Cadwell Park 2.173 Miles

Race 9

30/05/2011 14:47

Race started at 14:47:49

Lap	Lap Tm	Diff	Time of Day
(147) Phil Doody			
1	2:25.903	+15.933	14:50:20.477
2	2:19.728	+9.758	14:52:40.205
3	2:11.981	+2.011	14:54:52.186
4	2:09.970		14:57:02.156
5	2:09.991	+0.021	14:59:12.147
6	2:10.686	+0.716	15:01:22.833
7	2:10.958	+0.988	15:03:33.791
(59) Seth Curry			
1	2:25.678	+15.448	14:50:19.558
2	2:16.155	+5.925	14:52:35.713
3	2:13.190	+2.960	14:54:48.903
4	2:11.234	+1.004	14:57:00.137
5	2:11.790	+1.560	14:59:11.927
6	2:10.230		15:01:22.157
7	2:12.780	+2.550	15:03:34.937
(8) Mark Lumb			
1	2:29.208	+8.523	14:50:22.895
2	2:21.400	+0.715	14:52:44.295
3	2:22.441	+1.756	14:55:06.736
4	2:22.877	+2.192	14:57:29.613
5	2:22.347	+1.662	14:59:51.960
6	2:22.167	+1.482	15:02:14.127
7	2:20.685		15:04:34.812
(98) Robert Pragnell			
1	2:24.718	+1.329	14:50:18.436
2	2:23.389		14:52:41.825
3	2:24.602	+1.213	14:55:06.427
4	2:29.174	+5.785	14:57:35.601
5	2:28.884	+5.495	15:00:04.485
6	2:25.040	+1.651	15:02:29.525

Lap Lap Tm Diff Time of Day

Lap Lap Tm Diff Time of Day

Timekeeper:

Race Director:

Weather / Track: Rain / Wet

Results at www.sportstimingservices.co

Printed: 30/05/2011 15:17:13





Thundersport GB - Rounds 7 and 8

Sorted on Best Lap time

Morello Services Thundersport GP1

Cadwell Park 2.173 Miles

Qualifying

29/05/2011 10:38

Practice started at 10:38:06

Pos	No.	Name	Bike	CC	Best Tm	Best Speed	Diff	In Lap	2nd Best
1	1	Philip Crowe	BMW	1000	1:31.228	85.750		3	1:31.893
2	2	Peter Baker	Suzuki	1000	1:35.207	82.166	3.979	5	1:35.367
3	99	Michael Robertson	Kawasaki	1000S	1:35.618	81.813	4.390	5	1:35.646
4	111	Alex Heaton	Ducati	1198S	1:35.977	81.507	4.749	10	1:36.156
5	76	Jason Byard	Suzuki	1000S	1:36.257	81.270	5.029	5	1:36.508
6	77	Lee Reveley	Ducati	1098T	1:36.264	81.264	5.036	11	1:36.847
7	38	Scot Adam	Ducati	1098T	1:36.529	81.041	5.301	7	1:36.700
8	157	Angelo DeRosa	Suzuki	1000S	1:36.969	80.673	5.741	7	1:37.720
9	46	Greg Lewis	Yamaha	1000	1:36.985	80.660	5.757	9	1:37.160
10	48	Ashley Chivers	Suzuki	1000	1:37.206	80.477	5.978	5	1:38.116
11	23	Joe Faragher	Suzuki	1000	1:38.136	79.714	6.908	11	1:38.593
12	21	Chris Barnes	Honda	1000S	1:38.156	79.698	6.928	6	1:38.169
13	13	Mark Pennington	Honda	1000	1:38.164	79.691	6.936	10	1:39.351
14	84	Dave Twyford	Yamaha	1000S	1:38.762	79.209	7.534	5	1:40.832
15	18	Tom Webb	Suzuki	1000S	1:39.174	78.880	7.946	4	1:40.829
16	127	Peter Wilson	Suzuki	1000	1:40.439	77.886	9.211	4	1:40.617
17	47	Les Liney	Ducati	1098T	1:40.676	77.703	9.448	12	1:40.852
18	122	Stepen McIlwaine	Suzuki	1000	1:40.955	77.488	9.727	10	1:41.998
19	26	Daniel Taylor	Honda	1000S	1:41.050	77.415	9.822	7	1:41.248
20	12	Tony Rainford	Yamaha	1000	1:41.979	76.710	10.751	4	1:42.579
21	51	Charlie Flett	Ducati	1098T	1:45.754	73.972	14.526	2	1:47.405
22	177	Martyn Silcox	Suzuki	1000S	1:47.326	72.888	16.098	9	1:47.450
23	16	James Kilby	Kawasaki	1000S	1:51.184	70.359	19.956	3	1:51.854

Timekeeper:

Race Director:

Weather / Track: Cloudy / Damp

Results at www.sportstimingservices.co

Printed: 29/05/2011 10:59:55





Thundersport GB - Rounds 7 and 8

Morello Services Thundersport GP1

Cadwell Park 2.173 Miles

Race 6 (Superpole) - Sunday

29/05/2011

Race

POLE POSITION

3
99
6
77
9
46
12
21
15
18
18
122
21
51

2
2
5
76
8
157
11
23
14
84
17
47
20
12
23
16

1
1
4
111
7
38
10
48
13
13
16
127
19
26
22
177

1
2
3
4
5
6
7
8

Timekeeper:

Race Director:

Weather / Track:

Results at www.sportstimingsservices.co

Printed: 29/05/2011 11:03:13






Thundersport GB - Rounds 7 and 8

Morello Services Thundersport GP1

Cadwell Park 2.173 Miles

Race 6 (Superpole) - Overall



Pos	No.	Name	Class	Bike	CC	Laps	Total Tm	Diff
1	1	Philip Crowe	GP1	BMW	1000	11	18:44.458	
2	111	Alex Heaton	GP1	Ducati	1198S	11	18:55.558	11.100
3	46	Greg Lewis	GP1	Yamaha	1000	11	19:26.184	41.726
4	2	Peter Baker	GP1	Suzuki	1000	11	19:29.271	44.813
5	77	Lee Reveley	GP1	Ducati	1098T	11	19:30.339	45.881
6	38	Scot Adam	GP1	Ducati	1098T	11	19:34.776	50.318
7	21	Chris Barnes	GP1	Honda	1000S	11	19:41.505	57.047
8	76	Jason Byard	GP1	Suzuki	1000S	11	19:44.521	1:00.063
9	13	Mark Pennington	GP1	Honda	1000	11	20:19.390	1:34.932
10	127	Peter Wilson	GP1	Suzuki	1000	11	20:25.443	1:40.985
11	157	Angelo DeRosa	GP1	Suzuki	1000S	11	20:28.432	1:43.974
12	47	Les Liney	GP1	Ducati	1098T	11	21:06.924	2:22.466
13	51	Charlie Flett	GP1	Ducati	1098T	11	21:30.132	2:45.674
DNF	12	Tony Rainford	GP1	Yamaha	1000	5	9:50.887	6 Laps
DNF	99	Michael Robertson	GP1	Kawasaki	1000S	3	4:51.035	8 Laps
DNF	23	Joe Faragher	GP1	Suzuki	1000	3	5:02.162	11.127
DNF	18	Tom Webb	GP1	Suzuki	1000S	3	5:12.881	21.846
DNF	122	Stepen McIlwaine	GP1	Suzuki	1000	3	5:12.989	21.954
DNF	26	Daniel Taylor	GP1	Honda	1000S	3	5:19.261	28.226
DNF	177	Martyn Silcox	GP1	Suzuki	1000S	3	5:36.298	45.263
DNF	16	James Kilby	GP1	Kawasaki	1000S	3	5:44.943	53.908

Timekeeper:

Race Director:

Weather / Track: Cloudy / Wet

Results at www.sportstimingservices.co

Printed: 29/05/2011 15:45:28





Thundersport GB - Rounds 7 and 8

Sorted on Laps

Morello Services Thundersport GP1

Cadwell Park 2.173 Miles

Race 6 (Superpole) - Part 1

29/05/2011 15:01

Race started at 15:01:30

Pos	No.	Name	Bike	CC	Laps	Total Tm	Diff	Best Tm	Best Speed	Avg. Speed
1	1	Philip Crowe	BMW	1000	3	4:42.096		1:31.503	85.492	83.193
2	111	Alex Heaton	Ducati	1198S	3	4:50.319	8.223	1:34.761	82.553	80.837
3	99	Michael Robertson	Kawasaki	1000S	3	4:51.035	8.939	1:35.358	82.036	80.638
4	2	Peter Baker	Suzuki	1000	3	4:56.696	14.600	1:36.946	80.692	79.099
5	46	Greg Lewis	Yamaha	1000	3	4:57.329	15.233	1:36.703	80.895	78.931
6	77	Lee Reveley	Ducati	1098T	3	4:57.641	15.545	1:36.740	80.864	78.848
7	157	Angelo DeRosa	Suzuki	1000S	3	5:00.521	18.425	1:37.930	79.882	78.092
8	38	Scot Adam	Ducati	1098T	3	5:01.785	19.689	1:38.009	79.817	77.765
9	23	Joe Faragher	Suzuki	1000	3	5:02.162	20.066	1:38.058	79.777	77.668
10	21	Chris Barnes	Honda	1000S	3	5:02.986	20.890	1:38.456	79.455	77.457
11	76	Jason Byard	Suzuki	1000S	3	5:03.563	21.467	1:38.329	79.557	77.310
12	13	Mark Pennington	Honda	1000	3	5:06.232	24.136	1:38.594	79.344	76.636
13	18	Tom Webb	Suzuki	1000S	3	5:12.881	30.785	1:41.881	76.784	75.007
14	122	Stepen McIlwaine	Suzuki	1000	3	5:12.989	30.893	1:41.111	77.368	74.981
15	127	Peter Wilson	Suzuki	1000	3	5:18.369	36.273	1:44.240	75.046	73.714
16	26	Daniel Taylor	Honda	1000S	3	5:19.261	37.165	1:44.228	75.055	73.508
17	12	Tony Rainford	Yamaha	1000	3	5:32.087	49.991	1:48.520	72.086	70.669
18	47	Les Liney	Ducati	1098T	3	5:32.326	50.230	1:48.607	72.029	70.619
19	177	Martyn Silcox	Suzuki	1000S	3	5:36.298	54.202	1:48.601	72.032	69.784
20	16	James Kilby	Kawasaki	1000S	3	5:44.943	1:02.847	1:52.963	69.251	68.036
21	51	Charlie Flett	Ducati	1098T	3	5:53.104	1:11.008	1:53.058	69.193	66.463

Margin of Victory	Avg. Speed	Best Lap Tm	Best Speed	Best Lap by
8.223	83.193	1:31.503	85.492	1 - Philip Crowe

Timekeeper:

Race Director:

Weather / Track: Cloudy / Wet

Results at www.sportstimingsservices.com





Thundersport GB - Rounds 7 and 8

Sorted on Laps

Morello Services Thundersport GP1

Cadwell Park 2.173 Miles

Race 6 (Superpole) - Part 2

29/05/2011 15:29

Race started at 15:29:23

Pos	No.	Name	Bike	CC	Laps	Total Tm	Diff	Best Tm	Best Speed	Avg. Speed
1	1	Philip Crowe	BMW	1000	8	14:02.362		1:42.667	76.196	74.294
2	111	Alex Heaton	Ducati	1198S	8	14:05.239	2.877	1:43.680	75.451	74.041
3	46	Greg Lewis	Yamaha	1000	8	14:28.855	26.493	1:46.038	73.774	72.029
4	2	Peter Baker	Suzuki	1000	8	14:32.575	30.213	1:46.662	73.342	71.721
5	77	Lee Reveley	Ducati	1098T	8	14:32.698	30.336	1:46.228	73.642	71.711
6	38	Scot Adam	Ducati	1098T	8	14:32.991	30.629	1:44.525	74.841	71.687
7	21	Chris Barnes	Honda	1000S	8	14:38.519	36.157	1:47.587	72.711	71.236
8	76	Jason Byard	Suzuki	1000S	8	14:40.958	38.596	1:47.757	72.597	71.039
9	127	Peter Wilson	Suzuki	1000	8	15:07.074	1:04.712	1:50.975	70.492	68.994
10	13	Mark Pennington	Honda	1000	8	15:13.158	1:10.796	1:49.910	71.175	68.534
11	157	Angelo DeRosa	Suzuki	1000S	8	15:27.911	1:25.549	1:53.087	69.175	67.444
12	47	Les Liney	Ducati	1098T	8	15:34.598	1:32.236	1:51.545	70.131	66.962
13	51	Charlie Flett	Ducati	1098T	8	15:37.028	1:34.666	1:54.090	68.567	66.788
DNF	12	Tony Rainford	Yamaha	1000	2	4:18.800	DNF	2:01.441	64.416	60.454

Announcements

No.12 - 10 Second Penalty added - JUMP START

Margin of Victory	Avg. Speed	Best Lap Tm	Best Speed	Best Lap by
2.877	74.294	1:42.667	76.196	1 - Philip Crowe

Timekeeper:

Race Director:

Weather / Track: Cloudy / Wet

Results at www.sportstimingsservices.com





Thundersport GB - Rounds 7 and 8

Lapchart

Morello Services Thundersport GP1

Cadwell Park 2.173 Miles

Race 6 (Superpole) - Part 2

29/05/2011 15:29

Race started at 15:29:23

Competitors

Laps

	0	1	2	3	4	5	6	7	8
Philip Crowe (1)	1	1	1	1	1	1	1	1	1
Alex Heaton (111)	2	111	111	111	111	111	111	111	111
Peter Baker (2)	3	2	46	46	46	46	46	46	46
Lee Reveley (77)	4	77	2	2	2	2	77	2	2
Greg Lewis (46)	5	46	38	21	21	77	2	77	77
Scot Adam (38)	6	38	21	38	38	21	21	21	38
Angelo DeRosa (157)	7	157	77	77	77	38	38	38	21
Chris Barnes (21)	8	21	76	76	76	76	76	76	76
Jason Byard (76)	9	76	127	127	127	127	127	127	127
Peter Wilson (127)	10	127	47	157	13	13	13	13	13
Les Liney (47)	11	47	157	13	157	157	157	157	157
Tony Rainford (12)	12	12	51	47	47	47	47	47	51
Charlie Flett (51)	13	51	13	51	51	51	51	51	47
Mark Pennington (13)	14	13	12	12					

Timekeeper:

Race Director:

Weather / Track: Cloudy / Wet

Results at www.sportstimingservices.co

Printed: 29/05/2011 15:58:44





Thundersport GB - Rounds 7 and 8

Lapchart

Morello Services Thundersport GP1

Cadwell Park 2.173 Miles

Race 6 (Superpole) - Part 1

29/05/2011 15:01

Race started at 15:01:30

Competitors	Laps			
	0	1	2	3
Philip Crowe (1)	1	1	1	1
Michael Robertson (99)	2	99	99	111
Peter Baker (2)	3	2	111	111
Alex Heaton (111)	4	111	2	2
Lee Reveley (77)	5	77	77	46
Jason Byard (76)	6	76	46	77
Angelo DeRosa (157)	7	157	157	157
Scot Adam (38)	8	38	38	38
Greg Lewis (46)	9	46	23	23
Joe Faragher (23)	10	23	21	21
Chris Barnes (21)	11	21	76	76
Tom Webb (18)	12	18	18	13
Stepen McIlwaine (122)	13	122	13	18
Mark Pennington (13)	14	13	127	122
Peter Wilson (127)	15	127	122	127
Les Liney (47)	16	47	26	26
Daniel Taylor (26)	17	26	47	12
Tony Rainford (12)	18	12	12	47
Charlie Flett (51)	19	51	51	177
Martyn Silcox (177)	20	177	177	16
James Kilby (16)	21	16	16	51

Timekeeper:

Race Director:

Weather / Track: Cloudy / Wet

Results at www.sportstimingservices.co

Printed: 29/05/2011 15:58:01





Thundersport GB - Rounds 7 and 8

Morello Services Thundersport GP1

Cadwell Park 2.173 Miles

Race 6 (Superpole) - Part 1

29/05/2011 15:01

Race started at 15:01:30

Lap	Lap Tm	Diff	Time of Day
(1) Philip Crowe			
1	1:36.034	+4.531	15:03:07.307
2	1:31.503		15:04:38.810
3	1:33.423	+1.920	15:06:12.233
(111) Alex Heaton			
1	1:38.163	+3.402	15:03:10.022
2	1:35.673	+0.912	15:04:45.695
3	1:34.761		15:06:20.456
(99) Michael Robertson			
1	1:38.589	+3.231	15:03:09.884
2	1:35.358		15:04:45.242
3	1:35.930	+0.572	15:06:21.172
(2) Peter Baker			
1	1:40.937	+3.991	15:03:12.282
2	1:37.605	+0.659	15:04:49.887
3	1:36.946		15:06:26.833
(46) Greg Lewis			
1	1:41.241	+4.538	15:03:13.649
2	1:36.703		15:04:50.352
3	1:37.114	+0.411	15:06:27.466
(77) Lee Reveley			
1	1:40.983	+4.243	15:03:12.913
2	1:38.125	+1.385	15:04:51.038
3	1:36.740		15:06:27.778
(157) Angelo DeRosa			
1	1:42.168	+4.238	15:03:14.478
2	1:37.930		15:04:52.408
3	1:38.250	+0.320	15:06:30.658
(38) Scot Adam			
1	1:42.488	+4.479	15:03:14.868
2	1:39.045	+1.036	15:04:53.913
3	1:38.009		15:06:31.922
(23) Joe Faragher			
1	1:42.931	+4.873	15:03:15.543
2	1:38.698	+0.640	15:04:54.241
3	1:38.058		15:06:32.299
(21) Chris Barnes			
1	1:43.319	+4.863	15:03:16.169
2	1:38.498	+0.042	15:04:54.667
3	1:38.456		15:06:33.123
(76) Jason Byard			
1	1:44.098	+5.769	15:03:16.363
2	1:39.008	+0.679	15:04:55.371
3	1:38.329		15:06:33.700
(13) Mark Pennington			
1	1:44.887	+6.293	15:03:18.325
2	1:39.450	+0.856	15:04:57.775
3	1:38.594		15:06:36.369

Lap	Lap Tm	Diff	Time of Day
(18) Tom Webb			
1	1:44.843	+2.962	15:03:17.912
2	1:41.881		15:04:59.793
3	1:43.225	+1.344	15:06:43.018
(122) Stepen McIlwaine			
1	1:45.889	+4.778	15:03:19.308
2	1:41.111		15:05:00.419
3	1:42.707	+1.596	15:06:43.126
(127) Peter Wilson			
1	1:45.562	+1.322	15:03:19.057
2	1:44.240		15:05:03.297
3	1:45.209	+0.969	15:06:48.506
(26) Daniel Taylor			
1	1:47.301	+3.073	15:03:20.894
2	1:44.276	+0.048	15:05:05.170
3	1:44.228		15:06:49.398
(12) Tony Rainford			
1	1:49.831	+1.311	15:03:23.637
2	1:50.067	+1.547	15:05:13.704
3	1:48.520		15:07:02.224
(47) Les Liney			
1	1:50.046	+1.439	15:03:23.635
2	1:50.221	+1.614	15:05:13.856
3	1:48.607		15:07:02.463
(177) Martyn Silcox			
1	1:53.479	+4.878	15:03:27.923
2	1:49.911	+1.310	15:05:17.834
3	1:48.601		15:07:06.435
(16) James Kilby			
1	1:53.373	+0.410	15:03:28.387
2	1:53.730	+0.767	15:05:22.117
3	1:52.963		15:07:15.080
(51) Charlie Flett			
1	1:53.058		15:03:27.195
2	1:56.517	+3.459	15:05:23.712
3	1:59.529	+6.471	15:07:23.241

Lap	Lap Tm	Diff	Time of Day
-----	--------	------	-------------

Timekeeper:

Race Director:

Weather / Track: Cloudy / Wet

Results at www.sportstimingservices.co

Printed: 29/05/2011 15:57:42





Thundersport GB - Rounds 7 and 8

Morello Services Thundersport GP1

Cadwell Park 2.173 Miles

Race 6 (Superpole) - Part 2

29/05/2011 15:29

Race started at 15:29:23

Lap	Lap Tm	Diff	Time of Day
(1) Philip Crowe			
1	1:51.003	+8.336	15:31:15.818
2	1:45.842	+3.175	15:33:01.660
3	1:44.592	+1.925	15:34:46.252
4	1:44.610	+1.943	15:36:30.862
5	1:43.545	+0.878	15:38:14.407
6	1:42.667		15:39:57.074
7	1:43.624	+0.957	15:41:40.698
8	1:45.145	+2.478	15:43:25.843

(111) Alex Heaton			
1	1:51.598	+7.918	15:31:16.506
2	1:46.142	+2.462	15:33:02.648
3	1:44.816	+1.136	15:34:47.464
4	1:44.419	+0.739	15:36:31.883
5	1:43.704	+0.024	15:38:15.587
6	1:43.680		15:39:59.267
7	1:44.139	+0.459	15:41:43.406
8	1:45.314	+1.634	15:43:28.720

(46) Greg Lewis			
1	1:52.922	+6.884	15:31:18.465
2	1:48.838	+2.800	15:33:07.303
3	1:48.017	+1.979	15:34:55.320
4	1:48.875	+2.837	15:36:44.195
5	1:47.699	+1.661	15:38:31.894
6	1:48.062	+2.024	15:40:19.956
7	1:46.038		15:42:05.994
8	1:46.342	+0.304	15:43:52.336

(2) Peter Baker			
1	1:55.180	+8.518	15:31:20.614
2	1:49.378	+2.716	15:33:09.992
3	1:48.802	+2.140	15:34:58.794
4	1:47.696	+1.034	15:36:46.490
5	1:47.934	+1.272	15:38:34.424
6	1:47.554	+0.892	15:40:21.978
7	1:46.662		15:42:08.640
8	1:47.416	+0.754	15:43:56.056

(77) Lee Reveley			
1	1:55.912	+9.684	15:31:21.413
2	1:50.615	+4.387	15:33:12.028
3	1:48.455	+2.227	15:35:00.483
4	1:46.228		15:36:46.711
5	1:47.189	+0.961	15:38:33.900
6	1:48.199	+1.971	15:40:22.099
7	1:46.783	+0.555	15:42:08.882
8	1:47.297	+1.069	15:43:56.179

(38) Scot Adam			
1	1:55.101	+10.576	15:31:20.998
2	1:50.855	+6.330	15:33:11.853
3	1:48.528	+4.003	15:35:00.381
4	1:49.130	+4.605	15:36:49.511
5	1:47.688	+3.163	15:38:37.199
6	1:48.082	+3.557	15:40:25.281
7	1:44.525		15:42:09.806
8	1:46.666	+2.141	15:43:56.472

Lap	Lap Tm	Diff	Time of Day
(21) Chris Barnes			
1	1:54.697	+7.110	15:31:21.090
2	1:50.258	+2.671	15:33:11.348
3	1:48.861	+1.274	15:35:00.209
4	1:49.221	+1.634	15:36:49.430
5	1:47.587		15:38:37.017
6	1:48.116	+0.529	15:40:25.133
7	1:48.168	+0.581	15:42:13.301
8	1:48.699	+1.112	15:44:02.000

(76) Jason Byard			
1	1:55.947	+8.190	15:31:22.663
2	1:49.668	+1.911	15:33:12.331
3	1:48.474	+0.717	15:35:00.805
4	1:48.790	+1.033	15:36:49.595
5	1:47.757		15:38:37.352
6	1:48.430	+0.673	15:40:25.782
7	1:49.073	+1.316	15:42:14.855
8	1:49.584	+1.827	15:44:04.439

(127) Peter Wilson			
1	1:56.481	+5.506	15:31:23.300
2	1:55.742	+4.767	15:33:19.042
3	1:53.045	+2.070	15:35:12.087
4	1:52.518	+1.543	15:37:04.605
5	1:52.269	+1.294	15:38:56.874
6	1:51.647	+0.672	15:40:48.521
7	1:51.059	+0.084	15:42:39.580
8	1:50.975		15:44:30.555

(13) Mark Pennington			
1	2:02.516	+12.606	15:31:30.255
2	1:55.231	+5.321	15:33:25.486
3	1:54.452	+4.542	15:35:19.938
4	1:53.422	+3.512	15:37:13.360
5	1:51.841	+1.931	15:39:05.201
6	1:49.910		15:40:55.111
7	1:50.466	+0.556	15:42:45.577
8	1:51.062	+1.152	15:44:36.639

(157) Angelo DeRosa			
1	2:03.022	+9.935	15:31:28.966
2	1:56.330	+3.243	15:33:25.296
3	1:56.293	+3.206	15:35:21.589
4	1:55.182	+2.095	15:37:16.771
5	1:53.774	+0.687	15:39:10.545
6	1:53.087		15:41:03.632
7	1:53.138	+0.051	15:42:56.770
8	1:54.622	+1.535	15:44:51.392

(47) Les Liney			
1	2:01.262	+9.717	15:31:28.132
2	1:58.387	+6.842	15:33:26.519
3	1:56.889	+5.344	15:35:23.408
4	1:56.058	+4.513	15:37:19.466
5	1:55.217	+3.672	15:39:14.683
6	1:56.124	+4.579	15:41:10.807
7	1:55.727	+4.182	15:43:06.534
8	1:51.545		15:44:58.079

(51) Charlie Flett

Lap	Lap Tm	Diff	Time of Day
(21) Chris Barnes			
1	2:02.469	+8.379	15:31:30.006
2	1:58.295	+4.205	15:33:28.301
3	1:56.544	+2.454	15:35:24.845
4	1:56.805	+2.715	15:37:21.650
5	1:55.024	+0.934	15:39:16.674
6	1:54.894	+0.804	15:41:11.568
7	1:54.851	+0.761	15:43:06.419
8	1:54.090		15:45:00.509

(12) Tony Rainford			
1	2:03.749	+2.308	15:31:30.840
2	2:01.441		15:33:32.281

Timekeeper:

Race Director:

Weather / Track: Cloudy / Wet

Results at www.sportstimingservices.co

Printed: 29/05/2011 15:58:27





Thundersport GB - Rounds 7 and 8

Sorted on Best Lap time

Morello Services Thundersport GP1

Cadwell Park 2.173 Miles

Warm Up

30/05/2011 09:58

Practice started at 9:58:27

Pos	No.	Name	Bike	CC	Best Tm	Best Speed	Diff	In Lap	2nd Best
1	1	Philip Crowe	BMW	1000	1:45.534	74.126		4	1:47.083
2	2	Peter Baker	Suzuki	1000	1:47.998	72.435	2.464	4	1:48.684
3	99	Michael Robertson	Kawasaki	1000S	1:49.853	71.212	4.319	4	1:51.111
4	111	Alex Heaton	Ducati	1198S	1:51.950	69.878	6.416	4	1:53.014
5	77	Lee Reveley	Ducati	1098T	1:52.727	69.396	7.193	4	1:52.731
6	157	Angelo DeRosa	Suzuki	1000S	1:56.386	67.214	10.852	4	1:58.520
7	21	Chris Barnes	Honda	1000S	1:56.812	66.969	11.278	2	1:57.179
8	38	Scot Adam	Ducati	1098T	1:57.661	66.486	12.127	3	2:03.315
9	23	Joe Faragher	Suzuki	1000	1:57.987	66.302	12.453	3	1:59.496
10	46	Greg Lewis	Yamaha	1000	1:58.267	66.145	12.733	3	2:00.562
11	76	Jason Byard	Suzuki	1000S	1:58.722	65.892	13.188	4	2:02.102
12	47	Les Liney	Ducati	1098T	1:59.688	65.360	14.154	3	2:01.234
13	18	Tom Webb	Suzuki	1000S	2:00.019	65.180	14.485	4	2:02.813
14	13	Mark Pennington	Honda	1000	2:00.258	65.050	14.724	5	2:00.556
15	26	Daniel Taylor	Honda	1000S	2:00.749	64.786	15.215	5	2:03.611
16	48	Ashley Chivers	Suzuki	1000	2:01.110	64.593	15.576	3	2:03.453
17	12	Tony Rainford	Yamaha	1000	2:01.547	64.360	16.013	5	2:02.116
18	127	Peter Wilson	Suzuki	1000	2:05.291	62.437	19.757	2	2:11.919
19	122	Stepen McIlwaine	Suzuki	1000	2:05.384	62.391	19.850	3	2:06.089
20	177	Martyn Silcox	Suzuki	1000S	2:09.028	60.629	23.494	3	2:10.624

Announcements

No.38 - LOW BATTERY - PLEASE CHARGE FOR RACES

Timekeeper:

Race Director:

Weather / Track: Rain / Wet

Results at www.sportstimingservices.co

Printed: 30/05/2011 10:10:19





Thundersport GB - Rounds 7 and 8

Morello Services Thundersport GP1

Cadwell Park 2.173 Miles

Race 5 & 13 - Monday

30/05/2011

Race

POLE POSITION

3
46
6
76
9
157
12
21
15
18
18
122
21
51

2
111
5
99
8
38
11
23
14
84
17
47
20
12
23
16

1
1
4
2
7
77
10
48
13
13
16
127
19
26
22
177

1
2
3
4
5
6
7
8

Timekeeper:

Race Director:

Weather / Track: Cloudy / Wet

Results at www.sportstimingservices.co

Printed: 29/05/2011 15:55:31





Thundersport GB - Rounds 7 and 8

Sorted on Laps

Morello Services Thundersport GP1

Cadwell Park 2.173 Miles

Race 5

30/05/2011 12:28

Race started at 12:28:29

Pos	No.	Name	Bike	CC	Laps	Total Tm	Diff	Best Tm	Best Speed	Avg. Speed
1	1	Philip Crowe	BMW	1000	10	17:25.273		1:41.796	76.848	74.840
2	99	Michael Robertson	Kawasaki	1000S	10	17:43.821	18.548	1:44.912	74.565	73.535
3	2	Peter Baker	Suzuki	1000	10	18:06.070	40.797	1:47.146	73.011	72.028
4	46	Greg Lewis	Yamaha	1000	10	18:08.808	43.535	1:44.864	74.599	71.847
5	157	Angelo DeRosa	Suzuki	1000S	10	18:10.387	45.114	1:45.524	74.133	71.743
6	77	Lee Reveley	Ducati	1098T	10	18:27.526	1:02.253	1:47.928	72.482	70.633
7	21	Chris Barnes	Honda	1000S	10	18:31.292	1:06.019	1:48.017	72.422	70.394
8	76	Jason Byard	Suzuki	1000	10	18:37.316	1:12.043	1:49.467	71.463	70.014
9	13	Mark Pennington	Honda	1000	10	18:46.952	1:21.679	1:49.833	71.224	69.416
10	111	Alex Heaton	Ducati	1198S	10	18:59.831	1:34.558	1:51.426	70.206	68.631
11	122	Stepen McIlwaine	Suzuki	1000	10	19:12.061	1:46.788	1:52.473	69.553	67.903
12	12	Tony Rainford	Yamaha	1000	10	19:21.926	1:56.653	1:53.740	68.778	67.326
13	47	Les Liney	Ducati	1098T	9	17:32.055	1 Lap	1:53.069	69.186	66.922
14	18	Tom Webb	Suzuki	1000S	9	17:38.658	1 Lap	1:54.594	68.265	66.504
15	38	Scot Adam	Ducati	1098T	9	17:51.581	1 Lap	1:51.517	70.149	65.702
16	127	Peter Wilson	Suzuki	1000	9	18:05.887	1 Lap	1:55.716	67.603	64.837
17	51	Charlie Flett	Ducati	1098T	9	19:10.877	1 Lap	2:03.318	63.436	61.175
18	177	Martyn Silcox	Suzuki	1000S	9	19:22.287	1 Lap	2:06.608	61.788	60.575
19	16	James Kilby	Kawasaki	1000S	8	18:03.553	2 Laps	2:10.777	59.818	57.757
DNF	23	Joe Faragher	Suzuki	1000	7	13:01.719	DNF	1:48.564	72.057	70.050
DNF	48	Ashley Chivers	Suzuki	1000	4	7:54.226	DNF	1:55.914	67.488	65.984
Not classified										
DNF	26	Daniel Taylor	Honda	1000S	8	15:39.198	DNF	1:51.962	69.870	66.634

Margin of Victory	Avg. Speed	Best Lap Tm	Best Speed	Best Lap by
18.548	74.840	1:41.796	76.848	1 - Philip Crowe

Timekeeper:

Race Director:

Weather / Track: Rain / Wet

Results at www.sportstimingsservices.com





Thundersport GB - Rounds 7 and 8

Lapchart

Morello Services Thundersport GP1

Cadwell Park 2.173 Miles

Race 5

30/05/2011 12:28

Race started at 12:28:29

Competitors

	Laps											
		0	1	2	3	4	5	6	7	8	9	10
Alex Heaton (111)	1	111	1	1	1	1	1	1	1	1	1	1
Greg Lewis (46)	2	46	99	99	99	99	99	99	99	99	99	99
Philip Crowe (1)	3	1	2	2	2	2	2	2	2	2	2	2
Peter Baker (2)	4	2	46	46	46	46	46	46	46	46	46	46
Michael Robertson (99)	5	99	111	76	157	157	157	157	157	157	157	157
Jason Byard (76)	6	76	76	157	76	23	23	77	77	77	77	77
Lee Reveley (77)	7	77	157	23	23	77	77	23	23	21	21	21
Scot Adam (38)	8	38	23	111	77	76	76	21	21	76	76	76
Angelo DeRosa (157)	9	157	38	77	38	21	21	76	76	13	13	13
Joe Faragher (23)	10	23	122	38	21	38	38	13	13	111	111	111
Chris Barnes (21)	11	21	77	21	111	111	13	111	111	122	122	122
Ashley Chivers (48)	12	48	21	122	13	13	111	122	122	12	12	12
Tom Webb (18)	13	18	13	13	122	122	122	18	12	47	47	47
Mark Pennington (13)	14	13	48	48	48	18	18	12	18	18	18	18
Les Liney (47)	15	47	18	18	18	12	12	47	47	26	38	38
Stepen McIlwaine (122)	16	122	12	12	12	48	47	26	26	38	127	127
Daniel Taylor (26)	17	26	47	47	47	47	26	38	38	127	51	51
Tony Rainford (12)	18	12	26	26	26	26	127	127	127	51	177	177
Peter Wilson (127)	19	127	127	127	127	127	51	51	51	177	177	177
Charlie Flett (51)	20	51	51	51	51	51	177	177	177	16	16	16
Martyn Silcox (177)	21	177	177	177	177	177	16	16	16	16	16	16
James Kilby (16)	22	16	16	16	16	16	16	16	16	16	16	16

Timekeeper:

Race Director:

Weather / Track: Rain / Wet

Results at www.sportstimingservices.co

Printed: 30/05/2011 13:00:25





Thundersport GB - Rounds 7 and 8

Morello Services Thundersport GP1

Cadwell Park 2.173 Miles

Race 5

30/05/2011 12:28

Race started at 12:28:29

Lap	Lap Tm	Diff	Time of Day
(1) Philip Crowe			
1	1:48.562	+6.766	12:30:19.226
2	1:44.051	+2.255	12:32:03.277
3	1:44.121	+2.325	12:33:47.398
4	1:43.927	+2.131	12:35:31.325
5	1:44.794	+2.998	12:37:16.119
6	1:43.702	+1.906	12:38:59.821
7	1:42.252	+0.456	12:40:42.073
8	1:41.796		12:42:23.869
9	1:45.091	+3.295	12:44:08.960
10	1:45.441	+3.645	12:45:54.401

Lap	Lap Tm	Diff	Time of Day
(99) Michael Robertson			
1	1:50.281	+5.369	12:30:21.371
2	1:45.915	+1.003	12:32:07.286
3	1:46.035	+1.123	12:33:53.321
4	1:45.460	+0.548	12:35:38.781
5	1:45.350	+0.438	12:37:24.131
6	1:44.912		12:39:09.043
7	1:45.442	+0.530	12:40:54.485
8	1:46.620	+1.708	12:42:41.105
9	1:45.577	+0.665	12:44:26.682
10	1:46.267	+1.355	12:46:12.949

Lap	Lap Tm	Diff	Time of Day
(2) Peter Baker			
1	1:51.660	+4.514	12:30:22.693
2	1:48.162	+1.016	12:32:10.855
3	1:47.849	+0.703	12:33:58.704
4	1:47.762	+0.616	12:35:46.466
5	1:47.937	+0.791	12:37:34.403
6	1:47.146		12:39:21.549
7	1:47.944	+0.798	12:41:09.493
8	1:47.173	+0.027	12:42:56.666
9	1:47.252	+0.106	12:44:43.918
10	1:51.280	+4.134	12:46:35.198

Lap	Lap Tm	Diff	Time of Day
(46) Greg Lewis			
1	1:55.583	+10.719	12:30:26.214
2	1:50.403	+5.539	12:32:16.617
3	1:49.708	+4.844	12:34:06.325
4	1:49.734	+4.870	12:35:56.059
5	1:48.252	+3.388	12:37:44.311
6	1:47.809	+2.945	12:39:32.120
7	1:47.869	+3.005	12:41:19.989
8	1:47.298	+2.434	12:43:07.287
9	1:44.864		12:44:52.151
10	1:45.785	+0.921	12:46:37.936

Lap	Lap Tm	Diff	Time of Day
(157) Angelo DeRosa			
1	1:57.406	+11.882	12:30:29.171
2	1:51.837	+6.313	12:32:21.008
3	1:49.463	+3.939	12:34:10.171
4	1:48.327	+2.803	12:35:58.798
5	1:47.352	+1.828	12:37:46.150
6	1:47.792	+2.268	12:39:33.942
7	1:47.229	+1.705	12:41:21.171
8	1:46.379	+0.855	12:43:07.550
9	1:45.524		12:44:53.074
10	1:46.441	+0.917	12:46:39.515

Lap	Lap Tm	Diff	Time of Day
(77) Lee Reveley			
1	1:59.552	+11.624	12:30:31.234
2	1:52.008	+4.080	12:32:23.242
3	1:49.941	+2.013	12:34:13.183
4	1:49.745	+1.817	12:36:02.928
5	1:49.077	+1.149	12:37:52.005
6	1:48.408	+0.480	12:39:40.413
7	1:47.928		12:41:28.341
8	1:49.618	+1.690	12:43:17.959
9	1:48.815	+0.887	12:45:06.774
10	1:49.880	+1.952	12:46:56.654

Lap	Lap Tm	Diff	Time of Day
(21) Chris Barnes			
1	1:59.658	+11.641	12:30:31.703
2	1:52.025	+4.008	12:32:23.728
3	1:51.601	+3.584	12:34:15.329
4	1:50.113	+2.096	12:36:05.442
5	1:49.038	+1.021	12:37:54.480
6	1:50.590	+2.573	12:39:45.070
7	1:48.017		12:41:33.087
8	1:49.177	+1.160	12:43:22.264
9	1:48.731	+0.714	12:45:10.995
10	1:49.425	+1.408	12:47:00.420

Lap	Lap Tm	Diff	Time of Day
(76) Jason Byard			
1	1:57.394	+7.927	12:30:28.690
2	1:52.059	+2.592	12:32:20.749
3	1:51.133	+1.666	12:34:11.882
4	1:51.452	+1.985	12:36:03.334
5	1:50.152	+0.685	12:37:53.486
6	1:53.423	+3.956	12:39:46.909
7	1:49.574	+0.107	12:41:36.483
8	1:49.583	+0.116	12:43:26.066
9	1:49.467		12:45:15.533
10	1:50.911	+1.444	12:47:06.444

Lap	Lap Tm	Diff	Time of Day
(13) Mark Pennington			
1	1:59.746	+9.913	12:30:32.275
2	1:55.545	+5.712	12:32:27.820
3	1:52.332	+2.499	12:34:20.152
4	1:51.320	+1.487	12:36:11.472
5	1:52.046	+2.213	12:38:03.518
6	1:50.810	+0.977	12:39:54.328
7	1:50.692	+0.859	12:41:45.020
8	1:50.108	+0.275	12:43:35.128
9	1:49.833		12:45:24.961
10	1:51.119	+1.286	12:47:16.080

Lap	Lap Tm	Diff	Time of Day
(111) Alex Heaton			
1	1:57.616	+6.190	12:30:28.147
2	1:55.025	+3.599	12:32:23.172
3	1:53.890	+2.464	12:34:17.062
4	1:54.113	+2.687	12:36:11.175
5	1:53.315	+1.889	12:38:04.490
6	1:53.494	+2.068	12:39:57.984
7	1:53.570	+2.144	12:41:51.554
8	1:52.982	+1.556	12:43:44.536
9	1:51.426		12:45:35.962
10	1:52.997	+1.571	12:47:28.959

Lap	Lap Tm	Diff	Time of Day
(122) Stepen McIlwaine			

Lap	Lap Tm	Diff	Time of Day
(12) Tony Rainford			
1	1:58.378	+5.905	12:30:30.954
2	1:56.487	+4.014	12:32:27.441
3	1:56.387	+3.914	12:34:23.828
4	1:54.807	+2.334	12:36:18.635
5	1:54.482	+2.009	12:38:13.117
6	1:53.623	+1.150	12:40:06.740
7	1:54.824	+2.351	12:42:01.564
8	1:53.846	+1.373	12:43:55.410
9	1:52.473		12:45:47.883
10	1:53.306	+0.833	12:47:41.189

Lap	Lap Tm	Diff	Time of Day
(47) Les Liney			
1	2:02.569	+8.829	12:30:35.654
2	1:56.916	+3.176	12:32:32.570
3	1:55.134	+1.394	12:34:27.704
4	1:54.971	+1.231	12:36:22.675
5	1:53.740		12:38:16.415
6	1:53.862	+0.122	12:40:10.277
7	1:55.996	+2.256	12:42:06.273
8	1:54.198	+0.458	12:44:00.471
9	1:53.871	+0.131	12:45:54.342
10	1:56.712	+2.972	12:47:51.054

Lap	Lap Tm	Diff	Time of Day
(18) Tom Webb			
1	2:03.288	+10.219	12:30:35.824
2	1:57.249	+4.180	12:32:33.073
3	1:55.337	+2.268	12:34:28.410
4	1:55.224	+2.155	12:36:23.634
5	1:57.212	+4.143	12:38:20.846
6	1:54.087	+1.018	12:40:14.933
7	1:53.069		12:42:08.002
8	1:58.058	+4.989	12:44:06.060
9	1:55.123	+2.054	12:46:01.183

Lap	Lap Tm	Diff	Time of Day
(38) Scot Adam			
1	2:02.242	+7.648	12:30:34.766
2	1:56.148	+1.554	12:32:30.914
3	1:55.179	+0.585	12:34:26.093
4	1:54.594		12:36:20.687
5	1:54.745	+0.151	12:38:15.432
6	1:54.739	+0.145	12:40:10.171
7	1:56.976	+2.382	12:42:07.147
8	2:01.005	+6.411	12:44:08.152
9	1:59.634	+5.040	12:46:07.786

Lap	Lap Tm	Diff	Time of Day
(127) Peter Wilson			
1	1:58.449	+6.932	12:30:30.194
2	1:53.240	+1.723	12:32:23.434
3	1:51.751	+0.234	12:34:15.185
4	1:51.638	+0.121	12:36:06.823
5	1:51.517		12:37:58.340
6	2:31.219	+39.702	12:40:29.560
7	1:57.912	+6.395	12:42:27.472
8	1:55.489	+3.972	12:44:22.961
9	1:57.748	+6.231	12:46:20.709

Lap	Lap Tm	Diff	Time of Day
(127) Peter Wilson			
1	2:07.425	+11.709	12:30:40.741
2	2:03.504	+7.788	12:32:44.245
3	2:02.473	+6.757	12:34:46.718
4	2:00.971	+5.255	12:36:47.689

Timekeeper:

Race Director:

Weather / Track: Rain / Wet

Results at www.sportstimingservices.co





Thundersport GB - Rounds 7 and 8

Morello Services Thundersport GP1

Cadwell Park 2.173 Miles

Race 5

30/05/2011 12:28

Race started at 12:28:29

Lap	Lap Tm	Diff	Time of Day
5	1:59.870	+4.154	12:38:47.559
6	1:58.112	+2.396	12:40:45.671
7	1:56.549	+0.833	12:42:42.220
8	1:55.716		12:44:37.936
9	1:57.079	+1.363	12:46:35.015

(51) Charlie Flett

1	2:12.783	+9.465	12:30:46.359
2	2:03.318		12:32:49.677
3	2:04.078	+0.760	12:34:53.755
4	2:07.140	+3.822	12:37:00.895
5	2:07.345	+4.027	12:39:08.240
6	2:06.810	+3.492	12:41:15.050
7	2:07.926	+4.608	12:43:22.976
8	2:09.628	+6.310	12:45:32.604
9	2:07.401	+4.083	12:47:40.005

(177) Martyn Silcox

1	2:14.555	+7.947	12:30:48.654
2	2:08.379	+1.771	12:32:57.033
3	2:07.452	+0.844	12:35:04.485
4	2:07.922	+1.314	12:37:12.407
5	2:06.822	+0.214	12:39:19.229
6	2:07.584	+0.976	12:41:26.813
7	2:08.496	+1.888	12:43:35.309
8	2:06.608		12:45:41.917
9	2:09.498	+2.890	12:47:51.415

(16) James Kilby

1	2:19.522	+8.745	12:30:53.884
2	2:16.866	+6.089	12:33:10.750
3	2:16.763	+5.986	12:35:27.513
4	2:13.329	+2.552	12:37:40.842
5	2:13.180	+2.403	12:39:54.022
6	2:11.959	+1.182	12:42:05.981
7	2:10.777		12:44:16.758
8	2:15.923	+5.146	12:46:32.681

(23) Joe Faragher

1	1:57.723	+9.159	12:30:29.752
2	1:51.836	+3.272	12:32:21.588
3	1:51.283	+2.719	12:34:12.871
4	1:49.704	+1.140	12:36:02.575
5	1:49.341	+0.777	12:37:51.916
6	1:50.367	+1.803	12:39:42.283
7	1:48.564		12:41:30.847

(48) Ashley Chivers

1	2:00.959	+5.045	12:30:33.137
2	1:56.315	+0.401	12:32:29.452
3	1:55.914		12:34:25.366
4	1:57.988	+2.074	12:36:23.354

(26) Daniel Taylor

1	2:06.036	+14.074	12:30:39.109
2	1:59.261	+7.299	12:32:38.370
3	1:57.907	+5.945	12:34:36.277
4	1:56.451	+4.489	12:36:32.728
5	1:54.024	+2.062	12:38:26.752
6	1:53.312	+1.350	12:40:20.064
7	1:51.962		12:42:12.026

Lap	Lap Tm	Diff	Time of Day
8	1:56.300	+4.338	12:44:08.326

Lap	Lap Tm	Diff	Time of Day
-----	--------	------	-------------

Timekeeper:

Race Director:

Weather / Track: Rain / Wet

Results at www.sportstimingservices.co





Thundersport GB - Rounds 7 and 8

Sorted on Laps

Morello Services Thundersport GP1

Cadwell Park 2.173 Miles

Race 13

30/05/2011 16:45

Race started at 16:45:00

Pos	No.	Name	Bike	CC	Laps	Total Tm	Diff	Best Tm	Best Speed	Avg. Speed
1	1	Philip Crowe	BMW	1000	6	10:19.597		1:40.839	77.577	75.754
2	99	Michael Robertson	Kawasaki	1000S	6	10:25.030	5.433	1:42.121	76.603	75.095
3	46	Greg Lewis	Yamaha	1000	6	10:30.039	10.442	1:43.656	75.469	74.498
4	157	Angelo DeRosa	Suzuki	1000S	6	10:36.742	17.145	1:44.100	75.147	73.714
5	111	Alex Heaton	Ducati	1198S	6	10:40.253	20.656	1:45.311	74.283	73.310
6	21	Chris Barnes	Honda	1000S	6	10:57.128	37.531	1:48.129	72.347	71.427
7	38	Scot Adam	Ducati	1098T	6	11:04.219	44.622	1:47.994	72.437	70.665
8	76	Jason Byard	Suzuki	1000	6	11:07.741	48.144	1:48.179	72.313	70.292
9	26	Daniel Taylor	Honda	1000S	6	11:18.094	58.497	1:49.927	71.164	69.219
10	18	Tom Webb	Suzuki	1000S	6	11:20.862	1:01.265	1:50.782	70.614	68.937
11	12	Tony Rainford	Yamaha	1000	6	11:32.903	1:13.306	1:53.578	68.876	67.739
12	77	Lee Reveley	Ducati	1098T	6	11:33.223	1:13.626	1:46.812	73.239	67.708
13	51	Charlie Flett	Ducati	1098T	6	12:21.391	2:01.794	1:59.934	65.226	63.309
DNF	2	Peter Baker	Suzuki	1000	4	7:02.465	DNF	1:43.933	75.268	74.068
DNF	48	Ashley Chivers	Suzuki	1000	2	4:11.537	DNF	1:58.921	65.781	62.200
DNF	122	Stephen McIlwaine	Suzuki	1000	1	1:56.959	DNF	1:53.141	69.142	66.885

Margin of Victory	Avg. Speed	Best Lap Tm	Best Speed	Best Lap by
5.433	75.754	1:40.839	77.577	1 - Philip Crowe

Timekeeper:

Race Director:

Weather / Track: Rain / Wet

Results at www.sportstimeservices.com





Thundersport GB - Rounds 7 and 8

Lapchart

Morello Services Thundersport GP1

Cadwell Park 2.173 Miles

Race 13

30/05/2011 16:45

Race started at 16:45:00

Competitors

Laps

	0	1	2	3	4	5	6
Alex Heaton (111)	1	111	46	1	1	1	1
Greg Lewis (46)	2	46	1	46	99	99	99
Philip Crowe (1)	3	1	2	99	46	46	46
Michael Robertson (99)	4	99	99	2	2	2	157
Peter Baker (2)	5	2	111	111	111	157	111
Jason Byard (76)	6	76	157	157	157	111	21
Lee Reveley (77)	7	77	38	38	38	21	38
Angelo DeRosa (157)	8	157	76	77	21	38	76
Scot Adam (38)	9	38	77	21	76	76	18
Ashley Chivers (48)	10	48	21	76	18	18	26
Chris Barnes (21)	11	21	122	18	26	26	77
Stepen McIlwaine (122)	12	122	18	26	77	77	12
Tom Webb (18)	13	18	26	12	12	12	51
Daniel Taylor (26)	14	26	48	51	51	51	
Tony Rainford (12)	15	12	12	48			
Charlie Flett (51)	16	51	51				

Timekeeper:

Race Director:

Weather / Track: Rain / Wet

Results at www.sportstimingservices.co

Printed: 30/05/2011 17:05:37





Thundersport GB - Rounds 7 and 8

Morello Services Thundersport GP1

Cadwell Park 2.173 Miles

Race 13

30/05/2011 16:45

Race started at 16:45:00

Lap	Lap Tm	Diff	Time of Day
(1) Philip Crowe			
1	1:47.826	+6.987	16:46:50.242
2	1:40.839		16:48:31.081
3	1:41.651	+0.812	16:50:12.732
4	1:42.084	+1.245	16:51:54.816
5	1:41.387	+0.548	16:53:36.203
6	1:43.939	+3.100	16:55:20.142
(99) Michael Robertson			
1	1:48.111	+5.990	16:46:50.905
2	1:43.447	+1.326	16:48:34.352
3	1:42.536	+0.415	16:50:16.888
4	1:42.121		16:51:59.009
5	1:42.825	+0.704	16:53:41.834
6	1:43.741	+1.620	16:55:25.575
(46) Greg Lewis			
1	1:47.616	+3.960	16:46:49.946
2	1:44.225	+0.569	16:48:34.171
3	1:44.358	+0.702	16:50:18.529
4	1:44.264	+0.608	16:52:02.793
5	1:43.656		16:53:46.449
6	1:44.135	+0.479	16:55:30.584
(157) Angelo DeRosa			
1	1:49.739	+5.639	16:46:53.105
2	1:45.610	+1.510	16:48:38.715
3	1:44.615	+0.515	16:50:23.330
4	1:44.864	+0.764	16:52:08.194
5	1:44.100		16:53:52.294
6	1:44.993	+0.893	16:55:37.287
(111) Alex Heaton			
1	1:49.785	+4.474	16:46:51.993
2	1:45.701	+0.390	16:48:37.694
3	1:45.311		16:50:23.005
4	1:45.885	+0.574	16:52:08.890
5	1:45.533	+0.222	16:53:54.423
6	1:46.375	+1.064	16:55:40.798
(21) Chris Barnes			
1	1:52.044	+3.915	16:46:55.958
2	1:48.129		16:48:44.087
3	1:48.173	+0.044	16:50:32.260
4	1:48.571	+0.442	16:52:20.831
5	1:48.598	+0.469	16:54:09.429
6	1:48.244	+0.115	16:55:57.673
(38) Scot Adam			
1	1:50.838	+2.844	16:46:54.341
2	1:47.994		16:48:42.335
3	1:49.743	+1.749	16:50:32.078
4	1:51.231	+3.237	16:52:23.309
5	1:50.129	+2.135	16:54:13.438
6	1:51.326	+3.332	16:56:04.764
(76) Jason Byard			
1	1:52.395	+4.216	16:46:55.417
2	1:49.727	+1.548	16:48:45.144
3	1:53.478	+5.299	16:50:38.622

Lap	Lap Tm	Diff	Time of Day
4	1:51.928	+3.749	16:52:30.550
5	1:49.557	+1.378	16:54:20.107
6	1:48.179		16:56:08.286
(26) Daniel Taylor			
1	1:55.661	+5.734	16:47:00.403
2	1:51.311	+1.384	16:48:51.714
3	1:51.781	+1.854	16:50:43.495
4	1:52.291	+2.364	16:52:35.786
5	1:52.926	+2.999	16:54:28.712
6	1:49.927		16:56:18.639
(18) Tom Webb			
1	1:53.796	+3.014	16:46:58.247
2	1:50.782		16:48:49.029
3	1:52.469	+1.687	16:50:41.498
4	1:53.768	+2.986	16:52:35.266
5	1:53.211	+2.429	16:54:28.477
6	1:52.930	+2.148	16:56:21.407
(12) Tony Rainford			
1	1:57.860	+4.282	16:47:02.728
2	1:54.523	+0.945	16:48:57.251
3	1:54.054	+0.476	16:50:51.305
4	1:54.685	+1.107	16:52:45.990
5	1:53.578		16:54:39.568
6	1:53.880	+0.302	16:56:33.448
(77) Lee Reveley			
1	1:52.245	+5.433	16:46:55.604
2	1:46.812		16:48:42.416
3	2:01.541	+14.729	16:50:43.957
4	1:57.273	+10.461	16:52:41.230
5	1:56.820	+10.008	16:54:38.050
6	1:55.718	+8.906	16:56:33.768
(51) Charlie Flett			
1	2:00.814	+0.880	16:47:06.201
2	1:59.934		16:49:06.135
3	2:02.713	+2.779	16:51:08.848
4	2:03.737	+3.803	16:53:12.585
5	2:03.027	+3.093	16:55:15.612
6	2:06.324	+6.390	16:57:21.936
(2) Peter Baker			
1	1:47.800	+3.867	16:46:50.607
2	1:44.407	+0.474	16:48:35.014
3	1:44.063	+0.130	16:50:19.077
4	1:43.933		16:52:03.010
(48) Ashley Chivers			
1	1:58.921		16:47:02.696
2	2:09.386	+10.465	16:49:12.082
(122) Stepen McIlwaine			
1	1:53.141		16:46:57.504

Timekeeper:

Race Director:

Weather / Track: Rain / Wet

Results at www.sportstimingservices.co

Printed: 30/05/2011 17:03:54





Thundersport GB - Rounds 7 and 8

Sorted on Best Lap time

MAL Formula 600

Cadwell Park 2.173 Miles

Qualifying

29/05/2011 11:27

Practice started at 11:27:37

Pos	No.	Name	Bike	CC	Best Tm	Best Speed	Diff	In Lap	2nd Best
1	14	Ben Field	Honda	600	1:33.656	83.527		7	1:33.990
2	51	Adam Oliver	Honda	600	1:34.788	82.529	1.132	4	1:35.489
3	22	Richard McNeil	Suzuki	600	1:35.405	81.996	1.749	9	1:35.968
4	34	Chris Mort	Triumph	675	1:35.452	81.955	1.796	11	1:36.548
5	92	Mark Lister	Yamaha	600	1:35.532	81.887	1.876	7	1:35.789
6	16	Craig Sproston	Yamaha	600	1:35.885	81.585	2.229	8	1:36.636
7	2	Nathan Pallett	Yamaha	600	1:36.525	81.044	2.869	10	1:37.290
8	23	Joe Faragher	Honda	600	1:38.634	79.311	4.978	7	1:39.012
9	29	Kingsley Ruddy	Yamaha	600	1:39.204	78.856	5.548	7	1:39.876
10	212	Pete Weston	Kawasaki	600	1:39.715	78.452	6.059	5	1:40.103
11	18	Lance Cronshaw	Yamaha	600	1:40.254	78.030	6.598	5	1:40.422
12	96	Callum O'Shea	Honda	600	1:40.780	77.623	7.124	10	1:40.943
13	43	Chris Wilkinson	Yamaha	600	1:40.925	77.511	7.269	3	1:40.966
14	76	Dan Shailer	Honda	600	1:42.503	76.318	8.847	12	1:43.008
15	21	Simon Critchlow	Triumph	675	1:42.520	76.305	8.864	5	1:43.160
16	991	Robert Marshall	Yamaha	600	1:45.271	74.311	11.615	8	1:46.038
17	8	Dale Thompson	Triumph	675	1:47.496	72.773	13.840	9	1:47.857

Announcements

No.2 - LOW BATTERY - PLEASE CHARGE TRANSPONDER FOR RACES

Timekeeper:

Race Director:

Weather / Track: Cloudy / Dry

Results at www.sportstimingservices.co

Printed: 29/05/2011 11:49:58





Thundersport GB - Rounds 7 and 8

MAL Formula 600

Cadwell Park 2.173 Miles

Race 9 (Superpole) - Sunday

29/05/2011

Race

POLE POSITION

3 22 6	2 51 5	1 14 4	1
16 9	92 8	34 7	2
29 12	23 11	2 10	3
96 15	18 14	212 13	4
21	76 17	43 16	5
	8	991	6

Timekeeper:

Race Director:

Weather / Track:

Results at www.sportstimingservices.co

Printed: 29/05/2011 11:53:11





Thundersport GB - Rounds 7 and 8

Sorted on Laps

MAL Formula 600

Cadwell Park 2.173 Miles

Race 9 (Superpole)

29/05/2011 16:44

Race started at 16:44:19

Pos	No.	Name	Bike	CC	Laps	Total Tm	Diff	Best Tm	Best Speed	Avg. Speed
1	14	Ben Field	Honda	600	14	22:20.872		1:33.720	83.470	81.678
2	22	Richard McNeil	Suzuki	600	14	22:27.768	6.896	1:35.103	82.256	81.260
3	51	Adam Oliver	Honda	600	14	22:28.065	7.193	1:35.088	82.269	81.242
4	92	Mark Lister	Yamaha	600	14	22:29.036	8.164	1:35.097	82.261	81.183
5	2	Nathan Pallett	Yamaha	600	14	23:01.579	40.707	1:36.906	80.726	79.271
6	43	Chris Wilkinson	Yamaha	600	14	23:45.370	1:24.498	1:40.156	78.106	76.836
7	96	Callum O'Shea	Honda	600	14	23:51.687	1:30.815	1:40.678	77.701	76.497
8	212	Pete Weston	Kawasaki	600	14	23:51.708	1:30.836	1:40.442	77.884	76.495
9	29	Kingsley Ruddy	Yamaha	600	13	22:06.373	1 Lap	1:37.172	80.505	76.672
10	21	Simon Critchlow	Triumph	675	13	22:29.433	1 Lap	1:42.251	76.506	75.362
11	76	Dan Shailer	Honda	600	13	22:51.539	1 Lap	1:43.746	75.403	74.148
12	8	Dale Thompson	Triumph	675	12	22:21.932	2 Laps	1:48.868	71.856	69.954
DNF	18	Lance Cronshaw	Yamaha	600	8	13:40.739	DNF	1:41.404	77.145	76.251
DNF	991	Robert Marshall	Yamaha	600	8	14:07.294	DNF	1:43.223	75.785	73.861
DNF	34	Chris Mort	Triumph	675	7	11:27.255	DNF	1:35.083	82.273	79.679
DNF	16	Craig Sproston	Yamaha	600		6.098	DNF		-	-

Announcements

No.2 - PLEASE PUT TRANSPONDER ON AND CORRECT NUMBER ON SIDE

Margin of Victory	Avg. Speed	Best Lap Tm	Best Speed	Best Lap by
6.896	81.678	1:33.720	83.470	14 - Ben Field

Timekeeper:

Race Director:

Weather / Track: Cloudy / Dry

Results at www.sportstiming.com





Thundersport GB - Rounds 7 and 8

Lapchart

MAL Formula 600

Cadwell Park 2.173 Miles

Race 9 (Superpole)

29/05/2011 16:44

Race started at 16:44:19

Competitors

Laps

	0	1	2	3	4	5	6	7	8	9	10	11	12	13	14
Ben Field (14)	14	14	14	14	14	14	14	14	14	14	14	14	14	14	14
Nathan Pallett (2)	2	22	22	22	22	22	22	22	22	22	22	51	51	51	22
Adam Oliver (51)	51	51	51	34	34	34	51	51	51	51	51	22	22	22	51
Richard McNeil (22)	4	22	92	34	51	51	34	92	92	92	92	92	92	92	92
Mark Lister (92)	5	92	34	92	92	92	92	34	2	2	2	2	2	2	2
Chris Mort (34)	6	34	2	2	2	2	2	2	18	43	43	43	43	43	43
Kingsley Ruddy (29)	7	29	29	29	29	29	29	18	43	212	212	212	29	29	96
Pete Weston (212)	8	212	18	18	18	18	18	212	212	96	96	96	212	212	212
Lance Cronshaw (18)	9	18	96	96	212	212	212	43	96	29	29	29	96	96	
Callum O'Shea (96)	10	96	212	212	96	96	43	43	96	29	21	21	21	21	21
Dan Shailer (76)	11	76	21	43	43	43	96	96	29	21	76	76	76	76	76
Simon Critchlow (21)	12	21	43	21	21	21	21	21	76	8	8	8	8		
Chris Wilkinson (43)	13	43	76	76	76	76	76	76	76	991					
Robert Marshall (991)	14	991	991	991	991	991	991	991	991	8					
Dale Thompson (8)	15	8	8	8	8	8	8	8							
Craig Sproston (16)	16	16													

Timekeeper:

Race Director:

Weather / Track: Cloudy / Dry

Results at www.sportstimingservices.co

Printed: 29/05/2011 17:22:50





Thundersport GB - Rounds 7 and 8

MAL Formula 600

Cadwell Park 2.173 Miles

Race 9 (Superpole)

29/05/2011 16:44

Race started at 16:44:19

Lap	Lap Tm	Diff	Time of Day
(14) Ben Field			
1	1:40.184	+6.464	16:46:02.589
2	1:35.532	+1.812	16:47:38.121
3	1:34.526	+0.806	16:49:12.647
4	1:34.089	+0.369	16:50:46.736
5	1:34.096	+0.376	16:52:20.832
6	1:33.720		16:53:54.552
7	1:34.389	+0.669	16:55:28.941
8	1:35.137	+1.417	16:57:04.078
9	1:35.246	+1.526	16:58:39.324
10	1:34.845	+1.125	17:00:14.169
11	1:36.097	+2.377	17:01:50.266
12	1:35.513	+1.793	17:03:25.779
13	1:36.772	+3.052	17:05:02.551
14	1:38.203	+4.483	17:06:40.754

Lap	Lap Tm	Diff	Time of Day
(22) Richard McNeil			
1	1:39.983	+4.880	16:46:02.849
2	1:35.684	+0.581	16:47:38.533
3	1:35.388	+0.285	16:49:13.921
4	1:35.346	+0.243	16:50:49.267
5	1:36.028	+0.925	16:52:25.295
6	1:36.099	+0.996	16:54:01.394
7	1:35.103		16:55:36.497
8	1:35.275	+0.172	16:57:11.772
9	1:35.567	+0.464	16:58:47.339
10	1:35.676	+0.573	17:00:23.015
11	1:36.330	+1.227	17:01:59.345
12	1:36.264	+1.161	17:03:35.609
13	1:35.688	+0.585	17:05:11.297
14	1:36.353	+1.250	17:06:47.650

Lap	Lap Tm	Diff	Time of Day
(51) Adam Oliver			
1	1:40.549	+5.461	16:46:03.171
2	1:35.617	+0.529	16:47:38.788
3	1:35.804	+0.716	16:49:14.592
4	1:35.088		16:50:49.680
5	1:35.879	+0.791	16:52:25.559
6	1:36.083	+0.995	16:54:01.642
7	1:35.235	+0.147	16:55:36.877
8	1:35.126	+0.038	16:57:12.003
9	1:35.708	+0.620	16:58:47.711
10	1:35.503	+0.415	17:00:23.214
11	1:35.966	+0.878	17:01:59.180
12	1:36.184	+1.096	17:03:35.364
13	1:35.868	+0.780	17:05:11.232
14	1:36.715	+1.627	17:06:47.947

Lap	Lap Tm	Diff	Time of Day
(92) Mark Lister			
1	1:40.455	+5.358	16:46:03.678
2	1:36.255	+1.158	16:47:39.933
3	1:35.782	+0.685	16:49:15.715
4	1:35.451	+0.354	16:50:51.166
5	1:35.197	+0.100	16:52:26.363
6	1:35.955	+0.858	16:54:02.318
7	1:35.575	+0.478	16:55:37.893
8	1:35.097		16:57:12.990
9	1:35.226	+0.129	16:58:48.216
10	1:35.351	+0.254	17:00:23.567
11	1:36.446	+1.349	17:02:00.013

Lap	Lap Tm	Diff	Time of Day
12	1:36.065	+0.968	17:03:36.078
13	1:35.593	+0.496	17:05:11.671
14	1:37.247	+2.150	17:06:48.918

Lap	Lap Tm	Diff	Time of Day
(2) Nathan Pallett			
1	1:43.328	+6.422	16:46:05.839
2	1:38.082	+1.176	16:47:43.921
3	1:37.774	+0.868	16:49:21.695
4	1:37.483	+0.577	16:50:59.178
5	1:37.151	+0.245	16:52:36.329
6	1:36.906		16:54:13.235
7	1:37.287	+0.381	16:55:50.522
8	1:37.086	+0.180	16:57:27.608
9	1:37.885	+0.979	16:59:05.493
10	1:38.917	+2.011	17:00:44.410
11	1:38.448	+1.542	17:02:22.858
12	1:38.718	+1.812	17:04:01.576
13	1:39.632	+2.726	17:05:41.208
14	1:40.253	+3.347	17:07:21.461

Lap	Lap Tm	Diff	Time of Day
(43) Chris Wilkinson			
1	1:47.316	+7.160	16:46:12.119
2	1:41.268	+1.112	16:47:53.387
3	1:42.442	+2.286	16:49:35.829
4	1:41.580	+1.424	16:51:17.409
5	1:40.156		16:52:57.565
6	1:40.557	+0.401	16:54:38.122
7	1:41.079	+0.923	16:56:19.201
8	1:41.675	+1.519	16:58:00.876
9	1:40.532	+0.376	16:59:41.408
10	1:40.423	+0.267	17:01:21.831
11	1:40.677	+0.521	17:03:02.508
12	1:40.881	+0.725	17:04:43.389
13	1:40.864	+0.708	17:06:24.253
14	1:40.999	+0.843	17:08:05.252

Lap	Lap Tm	Diff	Time of Day
(96) Callum O'Shea			
1	1:46.099	+5.421	16:46:10.433
2	1:42.487	+1.809	16:47:52.920
3	1:42.770	+2.092	16:49:35.690
4	1:41.588	+0.910	16:51:17.278
5	1:41.531	+0.853	16:52:58.809
6	1:41.070	+0.392	16:54:39.879
7	1:41.739	+1.061	16:56:21.618
8	1:42.268	+1.590	16:58:03.886
9	1:41.269	+0.591	16:59:45.155
10	1:40.678		17:01:25.833
11	1:41.280	+0.602	17:03:07.113
12	1:41.287	+0.609	17:04:48.400
13	1:41.191	+0.513	17:06:29.591
14	1:41.978	+1.300	17:08:11.569

Lap	Lap Tm	Diff	Time of Day
(212) Pete Weston			
1	1:46.281	+5.839	16:46:10.497
2	1:42.506	+2.064	16:47:53.003
3	1:42.677	+2.235	16:49:35.680
4	1:40.607	+0.165	16:51:16.287
5	1:41.038	+0.596	16:52:57.325
6	1:40.442		16:54:37.767
7	1:41.003	+0.561	16:56:18.770
8	1:42.459	+2.017	16:58:01.229

Lap	Lap Tm	Diff	Time of Day
9	1:42.104	+1.662	16:59:43.333
10	1:40.752	+0.310	17:01:24.085
11	1:41.055	+0.613	17:03:05.140
12	1:42.849	+2.407	17:04:47.989
13	1:40.936	+0.494	17:06:28.925
14	1:42.665	+2.223	17:08:11.590

Lap	Lap Tm	Diff	Time of Day
(29) Kingsley Ruddy			
1	1:43.876	+6.704	16:46:07.544
2	1:38.747	+1.575	16:47:46.291
3	1:38.036	+0.864	16:49:24.327
4	1:37.257	+0.085	16:51:01.584
5	1:37.172		16:52:38.756
6	1:37.319	+0.147	16:54:16.075
7	2:11.121	+33.949	16:56:27.196
8	1:41.959	+4.787	16:58:09.155
9	1:39.223	+2.051	16:59:48.378
10	1:38.677	+1.505	17:01:27.055
11	1:40.263	+3.091	17:03:07.318
12	1:40.350	+3.178	17:04:47.668
13	1:38.587	+1.415	17:06:26.255

Lap	Lap Tm	Diff	Time of Day
(21) Simon Critchlow			
1	1:47.204	+4.953	16:46:11.972
2	1:43.451	+1.200	16:47:55.423
3	1:43.227	+0.976	16:49:38.650
4	1:43.216	+0.965	16:51:21.866
5	1:42.251		16:53:04.117
6	1:42.545	+0.294	16:54:46.662
7	1:42.975	+0.724	16:56:29.637
8	1:42.303	+0.051	16:58:11.940
9	1:42.591	+0.340	16:59:54.531
10	1:42.908	+0.657	17:01:37.439
11	1:42.767	+0.516	17:03:20.206
12	1:44.171	+1.920	17:05:04.377
13	1:44.938	+2.687	17:06:49.315

Lap	Lap Tm	Diff	Time of Day
(76) Dan Shailer			
1	1:48.260	+4.514	16:46:12.907
2	1:43.746		16:47:56.653
3	1:43.982	+0.236	16:49:40.635
4	1:44.835	+1.089	16:51:25.470
5	1:44.708	+0.962	16:53:10.178
6	1:45.503	+1.757	16:54:55.681
7	1:44.744	+0.998	16:56:40.425
8	1:44.501	+0.755	16:58:24.926
9	1:44.437	+0.691	17:00:09.363
10	1:45.296	+1.550	17:01:54.659
11	1:46.173	+2.427	17:03:40.832
12	1:45.311	+1.565	17:05:26.143
13	1:45.278	+1.532	17:07:11.421

Lap	Lap Tm	Diff	Time of Day
(8) Dale Thompson			
1	1:53.345	+4.477	16:46:18.767
2	1:50.270	+1.402	16:48:09.037
3	1:51.138	+2.270	16:50:00.175
4	1:52.423	+3.555	16:51:52.598
5	1:50.981	+2.113	16:53:43.579
6	1:49.880	+1.012	16:55:33.459
7	1:48.868		16:57:22.327
8	1:50.465	+1.597	16:59:12.792

Timekeeper:

Race Director:

Weather / Track: Cloudy / Dry

Results at www.sportstimingservices.co





Thundersport GB - Rounds 7 and 8

MAL Formula 600

Cadwell Park 2.173 Miles

Race 9 (Superpole)

29/05/2011 16:44

Race started at 16:44:19



Lap	Lap Tm	Diff	Time of Day
9	1:50.840	+1.972	17:01:03.632
10	1:52.875	+4.007	17:02:56.507
11	1:51.870	+3.002	17:04:48.377
12	1:53.437	+4.569	17:06:41.814

(18) Lance Cronshaw

1	1:43.718	+2.314	16:46:08.021
2	1:41.404		16:47:49.425
3	1:41.954	+0.550	16:49:31.379
4	1:41.968	+0.564	16:51:13.347
5	1:41.444	+0.040	16:52:54.791
6	1:41.799	+0.395	16:54:36.590
7	1:41.850	+0.446	16:56:18.440
8	1:42.181	+0.777	16:58:00.621

(991) Robert Marshall

1	1:49.952	+6.729	16:46:15.050
2	1:45.093	+1.870	16:48:00.143
3	1:44.073	+0.850	16:49:44.216
4	1:43.223		16:51:27.439
5	1:44.353	+1.130	16:53:11.792
6	1:45.037	+1.814	16:54:56.829
7	1:45.257	+2.034	16:56:42.086
8	1:45.090	+1.867	16:58:27.176

(34) Chris Mort

1	1:40.559	+5.476	16:46:03.847
2	1:35.172	+0.089	16:47:39.019
3	1:35.317	+0.234	16:49:14.336
4	1:35.083		16:50:49.419
5	1:35.967	+0.884	16:52:25.386
6	1:36.641	+1.558	16:54:02.027
7	1:45.110	+10.027	16:55:47.137

Lap Lap Tm Diff Time of Day

Lap Lap Tm Diff Time of Day

Timekeeper:

Race Director:

Weather / Track: Cloudy / Dry

Results at www.sportstimingservices.co





Thundersport GB - Rounds 7 and 8

Sorted on Best Lap time

Sunday Warm Up

Cadwell Park 2.173 Miles

BSN Superstock 600 & MAL 600

30/05/2011 09:15

Practice started at 9:15:29

Pos	No.	Name	Bike	CC	Best Tm	Best Speed	Diff	In Lap	2nd Best
1	11	Tommy Mountain	Yamaha	600	1:48.341	72.205		5	1:48.968
2	18	Lance Cronshaw	Yamaha	600	1:49.984	71.127	1.643	5	1:50.478
3	74	Curtis Wright	Triumph	675	1:50.608	70.725	2.267	5	1:55.094
4	22	Richard McNeil	Suzuki	600	1:50.775	70.619	2.434	2	1:54.338
5	51	Adam Oliver	Honda	600	1:51.688	70.042	3.347	2	1:58.363
6	18	Oliver Harrison	Yamaha	600	1:52.040	69.821	3.699	5	1:53.489
7	47	Nick Anderson	Yamaha	600	1:52.059	69.810	3.718	5	1:54.106
8	5	Marty Lennon	Kawasaki	600	1:52.109	69.779	3.768	2	1:56.106
9	35	Matthew Shellcock	Yamaha	600	1:52.561	69.498	4.220	2	1:56.551
10	16	Craig Sproston	Yamaha	600	1:53.147	69.138	4.806	5	1:56.125
11	64	Shaun Brown	Kawasaki	600	1:53.194	69.110	4.853	4	1:55.194
12	68	Paul Wishart	Yamaha	600	1:53.700	68.802	5.359	5	1:53.809
13	101	Sam Ludgate	Triumph	675	1:54.210	68.495	5.869	4	1:55.239
14	94	Chaz Beale	Yamaha	600	1:54.344	68.415	6.003	5	1:56.300
15	4	Tom McHale	Yamaha	600	1:54.973	68.040	6.632	5	1:55.580
16	118	Dan Chappell	Yamaha	600	1:55.139	67.942	6.798	2	1:56.293
17	20	Gareth Robinson	Yamaha	600	1:55.176	67.920	6.835	2	1:55.251
18	48	Scott Wilson	Kawasaki	600	1:55.545	67.703	7.204	3	1:59.482
19	29	Kingsley Ruddy	Yamaha	600	1:56.083	67.390	7.742	3	1:57.152
20	10	Curtis Rothwell	Triumph	675	1:56.132	67.361	7.791	4	1:57.928
21	99	Ryan Myler	Honda	600	1:56.565	67.111	8.224	3	1:57.143
22	34	Chris Mort	Triumph	675	1:57.377	66.647	9.036	3	1:58.211
23	33	Tom Meehan	Yamaha	600	1:57.403	66.632	9.062	3	1:57.661
24	90	Rory Parker	Kawasaki	600	1:58.470	66.032	10.129	5	1:58.955
25	95	Jordan Watling	Triumph	675	1:59.255	65.597	10.914	5	1:59.778
26	2	Nathan Pallett	Yamaha	600	1:59.491	65.468	11.150	5	2:00.254
27	991	Robert Marshall	Yamaha	600	2:01.759	64.248	13.418	5	2:02.210
28	96	Callum O'Shea	Honda	600	2:02.187	64.023	13.846	3	2:05.093
29	23	Joe Faragher	Honda	600	2:02.753	63.728	14.412	3	2:02.768
30	7	Jodie Chalk	Triumph	675	2:02.854	63.676	14.513	2	2:03.814
31	177	John Blundell	Yamaha	600	2:03.592	63.295	15.251	3	2:03.671
32	8	Dale Thompson	Triumph	675	2:03.878	63.149	15.537	5	2:04.453
33	212	Pete Weston	Kawasaki	600	2:05.283	62.441	16.942	3	2:05.488
34	21	Simon Critchlow	Triumph	675	2:07.175	61.512	18.834	3	2:11.028
35	43	Chris Wilkinson	Yamaha	600	2:09.833	60.253	21.492	4	2:13.151
36	15	Luke Buckingham	Triumph	675	2:12.097	59.220	23.756	4	2:16.769

Timekeeper:

Race Director:

Weather / Track: Rain / Wet

Results at www.sportstimingservices.co

Printed: 30/05/2011 09:28:18





Thundersport GB - Rounds 7 and 8

MAL Formula 600

Cadwell Park 2.173 Miles

Race 7 & 15 Monday

30/05/2011

Race

POLE POSITION

3
51
6
34
9
29
12
96
15
21

2
22
5
16
8
23
11
18
14
76
17
8

1
14
4
92
7
2
10
212
13
43
16
991

1
2
3
4
5
6

Timekeeper:

Race Director:

Weather / Track:

Results at www.sportstimingservices.co





Thundersport GB - Rounds 7 and 8

Sorted on Laps

MAL Formula 600

Cadwell Park 2.173 Miles

Race 7

30/05/2011 13:26

Race started at 13:26:32

Pos	No.	Name	Bike	CC	Laps	Total Tm	Diff	Best Tm	Best Speed	Avg. Speed
1	51	Adam Oliver	Honda	600	10	17:55.928		1:45.688	74.018	72.707
2	22	Richard McNeil	Suzuki	600	10	18:00.751	4.823	1:46.475	73.471	72.383
3	14	Ben Field	Honda	600	10	18:16.115	20.187	1:47.046	73.079	71.368
4	16	Craig Sproston	Yamaha	600	10	18:30.861	34.933	1:47.440	72.811	70.421
5	2	Nathan Pallett	Yamaha	600	10	18:34.371	38.443	1:48.818	71.889	70.199
6	212	Pete Weston	Kawasaki	600	10	19:12.841	1:16.913	1:51.298	70.287	67.857
7	96	Callum O'Shea	Honda	600	10	19:13.920	1:17.992	1:51.555	70.125	67.793
8	76	Dan Shailer	Honda	600	10	19:41.002	1:45.074	1:53.622	68.849	66.239
9	991	Robert Marshall	Yamaha	600	10	19:45.401	1:49.473	1:55.211	67.900	65.993
10	21	Simon Critchlow	Triumph	675	9	18:02.806	1 Lap	1:57.470	66.594	65.021
11	43	Chris Wilkinson	Yamaha	600	9	18:59.204	1 Lap	2:03.872	63.152	61.802

Not classified

DNF	29	Kingsley Ruddy	Yamaha	600	9	16:32.936	DNF	1:47.552	72.735	70.906
DNF	34	Chris Mort	Triumph	675	8	14:41.054	DNF	1:47.761	72.594	71.031
DNF	18	Lance Cronshaw	Yamaha	600	1	2:00.437	DNF	1:57.420	66.622	64.953

Margin of Victory	Avg. Speed	Best Lap Tm	Best Speed	Best Lap by
4.823	72.707	1:45.688	74.018	51 - Adam Oliver

Timekeeper:

Race Director:

Weather / Track: Rain / Wet

Results at www.sportstimeservices.com





Thundersport GB - Rounds 7 and 8

Lapchart

MAL Formula 600

Cadwell Park 2.173 Miles

Race 7

30/05/2011 13:26

Race started at 13:26:32

Competitors	Laps										
	0	1	2	3	4	5	6	7	8	9	10
Ben Field (14)	1	14	22	22	51	51	51	51	51	51	51
Richard McNeil (22)	2	22	51	51	22	22	22	22	22	22	22
Adam Oliver (51)	3	51	34	34	34	34	34	34	34	14	14
Craig Sproston (16)	4	16	14	14	14	14	14	14	14	29	16
Chris Mort (34)	5	34	2	29	29	29	29	29	29	16	2
Nathan Pallett (2)	6	2	18	2	2	16	16	16	16	2	212
Kingsley Ruddy (29)	7	29	29	16	16	2	2	2	2	2	212 96
Lance Cronshaw (18)	8	18	16	212	212	96	96	212	212	212	96 76
Pete Weston (212)	9	212	212	96	96	212	212	96	96	96	76 991
Dan Shailer (76)	10	76	96	76	76	76	991	991	76	76	991
Simon Critchlow (21)	11	21	76	991	991	991	76	76	991	991	21
Callum O'Shea (96)	12	96	991	21	21	21	21	21	21	21	43
Chris Wilkinson (43)	13	43	21	43	43	43	43	43	43	43	
Robert Marshall (991)	14	991	43								

Timekeeper:

Race Director:

Weather / Track: Rain / Wet

Results at www.sportstimingservices.co

Printed: 30/05/2011 13:54:57





Thundersport GB - Rounds 7 and 8

MAL Formula 600

Cadwell Park 2.173 Miles

Race 7

30/05/2011 13:26

Race started at 13:26:32

Lap	Lap Tm	Diff	Time of Day
(51) Adam Oliver			
1	1:52.739	+7.051	13:28:26.810
2	1:45.688		13:30:12.498
3	1:46.105	+0.417	13:31:58.603
4	1:46.536	+0.848	13:33:45.139
5	1:46.621	+0.933	13:35:31.760
6	1:46.687	+0.999	13:37:18.447
7	1:47.693	+2.005	13:39:06.140
8	1:46.866	+1.178	13:40:53.006
9	1:46.694	+1.006	13:42:39.700
10	1:48.662	+2.974	13:44:28.362

Lap	Lap Tm	Diff	Time of Day
(22) Richard McNeil			
1	1:50.985	+4.510	13:28:24.953
2	1:46.475		13:30:11.428
3	1:48.836	+2.361	13:32:00.264
4	1:48.032	+1.557	13:33:48.296
5	1:47.983	+1.508	13:35:36.279
6	1:47.154	+0.679	13:37:23.433
7	1:48.541	+2.066	13:39:11.974
8	1:47.112	+0.637	13:40:59.086
9	1:46.714	+0.239	13:42:45.800
10	1:47.385	+0.910	13:44:33.185

Lap	Lap Tm	Diff	Time of Day
(14) Ben Field			
1	1:55.350	+8.304	13:28:29.095
2	1:52.867	+5.821	13:30:21.962
3	1:50.208	+3.162	13:32:12.170
4	1:50.048	+3.002	13:34:02.218
5	1:48.107	+1.061	13:35:50.325
6	1:47.887	+0.841	13:37:38.212
7	1:47.876	+0.830	13:39:26.088
8	1:47.736	+0.690	13:41:13.824
9	1:47.679	+0.633	13:43:01.503
10	1:47.046		13:44:48.549

Lap	Lap Tm	Diff	Time of Day
(16) Craig Sproston			
1	1:59.564	+12.124	13:28:34.151
2	1:53.673	+6.233	13:30:27.824
3	1:50.724	+3.284	13:32:18.548
4	1:49.291	+1.851	13:34:07.839
5	1:48.301	+0.861	13:35:56.140
6	1:47.440		13:37:43.580
7	1:48.287	+0.847	13:39:31.867
8	1:49.525	+2.085	13:41:21.392
9	1:49.848	+2.408	13:43:11.240
10	1:52.055	+4.615	13:45:03.295

Lap	Lap Tm	Diff	Time of Day
(2) Nathan Pallett			
1	1:57.804	+8.986	13:28:32.845
2	1:54.283	+5.465	13:30:27.128
3	1:51.359	+2.541	13:32:18.487
4	1:50.602	+1.784	13:34:09.089
5	1:49.284	+0.466	13:35:58.373
6	1:50.116	+1.298	13:37:48.489
7	1:49.426	+0.608	13:39:37.915
8	1:48.944	+0.126	13:41:26.859
9	1:51.128	+2.310	13:43:17.987
10	1:48.818		13:45:06.805

Lap	Lap Tm	Diff	Time of Day
(212) Pete Weston			
1	2:02.362	+11.064	13:28:37.848
2	1:57.521	+6.223	13:30:35.369
3	1:56.637	+5.339	13:32:32.006
4	1:56.620	+5.322	13:34:28.626
5	1:55.581	+4.283	13:36:24.207
6	1:53.939	+2.641	13:38:18.146
7	1:51.298		13:40:09.444
8	1:51.380	+0.082	13:42:00.824
9	1:52.736	+1.438	13:43:53.560
10	1:51.715	+0.417	13:45:45.275

Lap	Lap Tm	Diff	Time of Day
(96) Callum O'Shea			
1	2:02.545	+10.990	13:28:38.868
2	1:57.508	+5.953	13:30:36.376
3	1:56.337	+4.782	13:32:32.713
4	1:55.460	+3.905	13:34:28.173
5	1:55.601	+4.046	13:36:23.774
6	1:54.386	+2.831	13:38:18.160
7	1:53.260	+1.705	13:40:11.420
8	1:51.645	+0.090	13:42:03.065
9	1:51.734	+0.179	13:43:54.799
10	1:51.555		13:45:46.354

Lap	Lap Tm	Diff	Time of Day
(76) Dan Shailer			
1	2:04.458	+10.836	13:28:40.601
2	2:00.240	+6.618	13:30:40.841
3	1:59.015	+5.393	13:32:39.856
4	1:57.938	+4.316	13:34:37.794
5	1:57.625	+4.003	13:36:35.419
6	1:56.628	+3.006	13:38:32.047
7	1:54.430	+0.808	13:40:26.477
8	1:53.622		13:42:20.099
9	1:54.612	+0.990	13:44:14.711
10	1:58.725	+5.103	13:46:13.436

Lap	Lap Tm	Diff	Time of Day
(991) Robert Marshall			
1	2:04.322	+9.111	13:28:40.819
2	2:00.972	+5.761	13:30:41.791
3	1:58.850	+3.639	13:32:40.641
4	1:58.208	+2.997	13:34:38.849
5	1:55.910	+0.699	13:36:34.759
6	1:56.954	+1.743	13:38:31.713
7	1:57.089	+1.878	13:40:28.802
8	1:56.356	+1.145	13:42:25.158
9	1:55.211		13:44:20.369
10	1:57.466	+2.255	13:46:17.835

Lap	Lap Tm	Diff	Time of Day
(21) Simon Critchlow			
1	2:06.354	+8.884	13:28:42.575
2	2:02.462	+4.992	13:30:45.037
3	2:00.064	+2.594	13:32:45.101
4	1:59.464	+1.994	13:34:44.565
5	1:58.367	+0.897	13:36:42.932
6	1:58.795	+1.325	13:38:41.727
7	1:57.881	+0.411	13:40:39.608
8	1:57.470		13:42:37.078
9	1:58.162	+0.692	13:44:35.240

Lap	Lap Tm	Diff	Time of Day
(43) Chris Wilkinson			
1	2:10.805	+6.933	13:28:47.280

Lap	Lap Tm	Diff	Time of Day
2	2:07.689	+3.817	13:30:54.969
3	2:07.526	+3.654	13:33:02.495
4	2:06.129	+2.257	13:35:08.624
5	2:03.996	+0.124	13:37:12.620
6	2:04.916	+1.044	13:39:17.536
7	2:04.819	+0.947	13:41:22.355
8	2:05.411	+1.539	13:43:27.766
9	2:03.872		13:45:31.638

Lap	Lap Tm	Diff	Time of Day
(18) Lance Cronshaw			
1	1:57.420		13:28:32.871

Lap	Lap Tm	Diff	Time of Day
(29) Kingsley Ruddy			
1	1:58.926	+11.374	13:28:34.035
2	1:51.647	+4.095	13:30:25.682
3	1:48.968	+1.416	13:32:14.650
4	1:48.070	+0.518	13:34:02.720
5	1:48.677	+1.125	13:35:51.397
6	1:47.726	+0.174	13:37:39.123
7	1:47.552		13:39:26.675
8	1:48.735	+1.183	13:41:15.410
9	1:49.960	+2.408	13:43:05.370

Lap	Lap Tm	Diff	Time of Day
(34) Chris Mort			
1	1:54.302	+6.541	13:28:29.054
2	1:51.581	+3.820	13:30:20.635
3	1:50.570	+2.809	13:32:11.205
4	1:49.666	+1.905	13:34:00.871
5	1:48.634	+0.873	13:35:49.505
6	1:48.168	+0.407	13:37:37.673
7	1:48.054	+0.293	13:39:25.727
8	1:47.761		13:41:13.488

Timekeeper:

Race Director:

Weather / Track: Rain / Wet

Results at www.sportstimingservices.co





Thundersport GB - Rounds 7 and 8

Sorted on Laps

MAL Formula 600

Cadwell Park 2.173 Miles

Race 15

30/05/2011 17:29

Race started at 17:29:38

Pos	No.	Name	Bike	CC	Laps	Total Tm	Diff	Best Tm	Best Speed	Avg. Speed
1	14	Ben Field	Honda	600	10	17:48.104		1:43.101	75.875	73.240
2	29	Kingsley Ruddy	Yamaha	600	10	17:55.911	7.807	1:43.944	75.260	72.709
3	16	Craig Sproston	Yamaha	600	10	18:42.945	54.841	1:50.429	70.840	69.663
4	2	Nathan Pallett	Yamaha	600	10	18:53.941	1:05.837	1:51.710	70.028	68.988
5	96	Callum O'Shea	Honda	600	10	19:07.063	1:18.959	1:52.724	69.398	68.198
6	212	Pete Weston	Kawasaki	600	10	19:07.139	1:19.035	1:50.852	70.570	68.194
7	76	Dan Shailer	Honda	600	10	19:18.420	1:30.316	1:51.938	69.885	67.530
8	991	Robert Marshall	Yamaha	600	10	19:18.563	1:30.459	1:52.562	69.498	67.522
9	21	Simon Critchlow	Triumph	675	10	19:37.707	1:49.603	1:55.191	67.912	66.424
10	43	Chris Wilkinson	Yamaha	600	9	18:30.029	1 Lap	2:00.929	64.689	63.426

Not classified

DNF	51	Adam Oliver	Honda	600	9	15:56.623	DNF	1:44.877	74.590	73.598
DNF	22	Richard McNeil	Suzuki	600	9	15:56.892	DNF	1:45.136	74.406	73.577

Margin of Victory	Avg. Speed	Best Lap Tm	Best Speed	Best Lap by
7.807	73.240	1:43.101	75.875	14 - Ben Field

Timekeeper:

Race Director:

Weather / Track: Rain / Wet

Results at www.sportstimeservices.com





Thundersport GB - Rounds 7 and 8

Lapchart

MAL Formula 600

Cadwell Park 2.173 Miles

Race 15

30/05/2011 17:29

Race started at 17:29:38

Competitors

Laps

	0	1	2	3	4	5	6	7	8	9	10
Ben Field (14)	1	14	22	22	22	51	51	51	51	51	14
Adam Oliver (51)	2	51	51	51	51	22	22	22	22	22	29
Richard McNeil (22)	3	22	14	14	14	14	14	14	14	14	16
Craig Sproston (16)	4	16	29	29	29	29	29	29	29	29	2
Nathan Pallett (2)	5	2	16	16	16	16	16	16	16	16	96
Kingsley Ruddy (29)	6	29	96	96	2	2	2	2	2	2	212
Pete Weston (212)	7	212	2	2	96	96	96	96	96	96	76
Callum O'Shea (96)	8	96	212	212	212	212	212	212	212	212	991
Dan Shailer (76)	9	76	76	76	991	991	991	991	991	991	21
Simon Critchlow (21)	10	21	21	991	76	76	76	76	76	76	76
Robert Marshall (991)	11	991	991	21	21	21	21	21	21	21	21
Chris Wilkinson (43)	12	43	43	43	43	43	43	43	43	43	43

Timekeeper:

Race Director:

Weather / Track: Rain / Wet

Results at www.sportstimingservices.co

Printed: 30/05/2011 17:56:17





Thundersport GB - Rounds 7 and 8

MAL Formula 600

Cadwell Park 2.173 Miles

Race 15

30/05/2011 17:29

Race started at 17:29:38

Lap	Lap Tm	Diff	Time of Day
(14) Ben Field			
1	1:54.045	+10.944	17:31:33.186
2	1:48.290	+5.189	17:33:21.476
3	1:48.483	+5.382	17:35:09.959
4	1:48.006	+4.905	17:36:57.965
5	1:46.331	+3.230	17:38:44.296
6	1:45.684	+2.583	17:40:29.980
7	1:45.224	+2.123	17:42:15.204
8	1:44.060	+0.959	17:43:59.264
9	1:43.753	+0.652	17:45:43.017
10	1:43.101		17:47:26.118

(29) Kingsley Ruddy			
1	1:55.198	+11.254	17:31:35.626
2	1:49.505	+5.561	17:33:25.131
3	1:47.828	+3.884	17:35:12.959
4	1:46.302	+2.358	17:36:59.261
5	1:45.895	+1.951	17:38:45.156
6	1:45.384	+1.440	17:40:30.540
7	1:45.388	+1.444	17:42:15.928
8	1:45.108	+1.164	17:44:01.036
9	1:43.944		17:45:44.980
10	1:48.945	+5.001	17:47:33.925

(16) Craig Sproston			
1	1:56.609	+6.180	17:31:36.572
2	1:51.300	+0.871	17:33:27.872
3	1:51.119	+0.690	17:35:18.991
4	1:51.528	+1.099	17:37:10.519
5	1:50.712	+0.283	17:39:01.231
6	1:50.941	+0.512	17:40:52.172
7	1:51.047	+0.618	17:42:43.219
8	1:50.429		17:44:33.648
9	1:51.737	+1.308	17:46:25.385
10	1:55.574	+5.145	17:48:20.959

(2) Nathan Pallett			
1	1:58.532	+6.822	17:31:38.931
2	1:54.181	+2.471	17:33:33.112
3	1:53.052	+1.342	17:35:26.164
4	1:52.159	+0.449	17:37:18.323
5	1:52.014	+0.304	17:39:10.337
6	1:51.710		17:41:02.047
7	1:52.224	+0.514	17:42:54.271
8	1:52.474	+0.764	17:44:46.745
9	1:52.392	+0.682	17:46:39.137
10	1:52.818	+1.108	17:48:31.955

(96) Callum O'Shea			
1	1:57.419	+4.695	17:31:38.455
2	1:54.316	+1.592	17:33:32.771
3	1:54.309	+1.585	17:35:27.080
4	1:52.724		17:37:19.804
5	1:53.143	+0.419	17:39:12.947
6	1:54.473	+1.749	17:41:07.420
7	1:54.586	+1.862	17:43:02.006
8	1:54.185	+1.461	17:44:56.191
9	1:55.104	+2.380	17:46:51.295
10	1:53.782	+1.058	17:48:45.077

Lap	Lap Tm	Diff	Time of Day
(212) Pete Weston			
1	2:00.891	+10.039	17:31:41.794
2	1:56.826	+5.974	17:33:38.620
3	1:56.015	+5.163	17:35:34.635
4	1:54.898	+4.046	17:37:29.533
5	1:54.457	+3.605	17:39:23.990
6	1:54.752	+3.900	17:41:18.742
7	1:51.427	+0.575	17:43:10.169
8	1:51.212	+0.360	17:45:01.381
9	1:50.852		17:46:52.233
10	1:52.920	+2.068	17:48:45.153

(76) Dan Shailer			
1	2:01.411	+9.473	17:31:42.819
2	1:57.608	+5.670	17:33:40.427
3	1:56.899	+4.961	17:35:37.326
4	1:56.321	+4.383	17:37:33.647
5	1:55.919	+3.981	17:39:29.566
6	1:54.739	+2.801	17:41:24.305
7	1:53.802	+1.864	17:43:18.107
8	1:53.310	+1.372	17:45:11.417
9	1:53.079	+1.141	17:47:04.496
10	1:51.938		17:48:56.434

(991) Robert Marshall			
1	2:03.012	+10.450	17:31:45.082
2	1:56.458	+3.896	17:33:41.540
3	1:54.489	+1.927	17:35:36.029
4	1:55.409	+2.847	17:37:31.438
5	1:54.687	+2.125	17:39:26.125
6	1:53.940	+1.378	17:41:20.065
7	1:52.562		17:43:12.627
8	1:56.041	+3.479	17:45:08.668
9	1:53.322	+0.760	17:47:01.990
10	1:54.587	+2.025	17:48:56.577

(21) Simon Critchlow			
1	2:02.889	+7.698	17:31:44.547
2	1:58.521	+3.330	17:33:43.068
3	1:57.971	+2.780	17:35:41.039
4	1:57.011	+1.820	17:37:38.050
5	1:57.353	+2.162	17:39:35.403
6	1:56.570	+1.379	17:41:31.973
7	1:56.723	+1.532	17:43:28.696
8	1:56.389	+1.198	17:45:25.085
9	1:55.445	+0.254	17:47:20.530
10	1:55.191		17:49:15.721

(43) Chris Wilkinson			
1	2:07.283	+6.354	17:31:50.018
2	2:03.347	+2.418	17:33:53.365
3	2:02.339	+1.410	17:35:55.704
4	2:02.172	+1.243	17:37:57.876
5	2:01.484	+0.555	17:39:59.360
6	2:00.929		17:42:00.289
7	2:03.065	+2.136	17:44:03.354
8	2:01.799	+0.870	17:46:05.153
9	2:02.890	+1.961	17:48:08.043

(51) Adam Oliver			
1	1:50.865	+5.988	17:31:30.230

Timekeeper:

Race Director:

Weather / Track: Rain / Wet

Results at www.sportstimingservices.co

