



www.thundersportgb.com

Rounds 5 & 6 Copper Island Trophy 7th – 8th May

Anglesey





Thundersport GB - Rounds 5 and 6

Sorted on Best Lap time

Alto Digital Thundersport GP2 - GP3

Anglesey Circuit 1.550 Miles

Qualifying

07/05/2011 09:46

Qualifying started at 9:46:50

Pos	No.	Name	Bike	CC	Best Tm	Best Speed	Diff	In Lap	2nd Best
1	100	Connor Tagg	Aprilia	450	1:13.148	76.284		10	1:13.349
2	51	Marty Lennon	Suzuki	650	1:14.133	75.270	0.985	12	1:14.206
3	2	Ricardo Ballerini	Kawasaki	400	1:14.205	75.197	1.057	7	1:14.469
4	49	Ian Raybon	Honda	125-GP3	1:14.517	74.882	1.369	12	1:15.151
5	88	Josh Daley	Kawasaki	400	1:15.041	74.359	1.893	12	1:15.100
6	33	James Robinson	Honda	125-GP3	1:15.216	74.186	2.068	14	1:15.392
7	135	Chris Harrison	Aprilia	450	1:15.818	73.597	2.670	13	1:15.985
8	17	Ian Popplewell	Kawasaki	650 M	1:15.953	73.466	2.805	7	1:16.626
9	90	Aaron Hay	Suzuki	450-GP3	1:16.003	73.418	2.855	8	1:16.086
10	64	Adam Palfreman	Suzuki	650	1:16.317	73.116	3.169	8	1:16.318
11	93	Rhodri Owen	Honda	125-GP3	1:16.573	72.872	3.425	12	1:16.821
12	92	Paul Owen	Yamaha	450-GP3	1:17.072	72.400	3.924	10	1:17.408
13	117	Ross Jackman	Kawasaki	400	1:17.137	72.339	3.989	10	1:18.258
14	54	Bryn Owen	Honda	125-GP3	1:17.210	72.270	4.062	12	1:17.356
15	70	Wayne Bridges	Suzuki	650 M	1:17.322	72.166	4.174	13	1:17.687
16	4	Jamie Edwards	Aprilia	125-GP3	1:17.393	72.100	4.245	10	1:17.469
17	37	Scott Dootson	Honda	125-GP3	1:18.044	71.498	4.896	10	1:18.093
18	22	Sam Nicholson	Suzuki	650 M	1:19.001	70.632	5.853	9	1:19.163
19	47	Nathan Hutchinson	Suzuki	650 M	1:20.151	69.619	7.003	10	1:20.504
20	30	Karl Corbett	Honda	125-GP3	1:21.327	68.612	8.179	10	1:22.129
21	42	John Jones	Yamaha	400	1:23.729	66.644	10.581	13	1:25.595
22	91	Greg Greenwood	Honda	125-GP3	1:23.949	66.469	10.801	13	1:24.669

Announcements

No. 93 - No Transponder

Timekeeper

Clerk of Course

Weather / Track : Bright / Dry

www.sportstimingsservices.co.uk

Printed: 07/05/2011 10:08:18





Thundersport GB - Rounds 5 and 6

Alto Digital Thundersport GP2 - GP3

Anglesey Circuit 1.550 Miles

Race 3 & 12 / Sunday 5 & 14

07/05/2011

Race

POLE POSITION

4	3	2	1	1
49	2	51	100	2
8	7	6	5	3
17	135	33	88	4
12	11	10	9	5
92	93	64	90	6
16	15	14	13	
4	70	54	117	
20	19	18	17	
30	47	22	37	
		22	21	
		91	42	

Timekeeper

Clerk of Course

Weather / Track :

www.sportstimeservices.co.uk

Printed: 07/05/2011 10:09:36





Thundersport GB - Rounds 5 and 6

Sorted on Laps

Alto Digital Thundersport GP2 - GP3

Anglesey Circuit 1.550 Miles

Race 3

07/05/2011 13:49

Race started at 13:49:24

Pos	No.	Name	Bike	CC	Laps	Total Tm	Diff	Best Tm	Best Speed	Avg. Speed	
1	51	Marty Lennon	Suzuki	650	10	13:14.138		1:17.077	72.395	70.265	
2	64	Adam Palfreman	Suzuki	650	10	13:26.600	12.462	1:18.663	70.936	69.179	
3	88	Josh Daley	Kawasaki	400	10	13:31.302	17.164	1:19.854	69.878	68.778	
4	100	Connor Tagg	Aprilia	450	10	13:31.928	17.790	1:19.258	70.403	68.725	
5	2	Ricardo Ballerini	Kawasaki	400	10	13:36.744	22.606	1:19.514	70.176	68.320	
6	33	James Robinson	Honda	125-GP3	10	13:37.190	23.052	1:18.935	70.691	68.283	
7	77	Martin Jones	Honda	125-GP3	10	13:44.474	30.336	1:20.492	69.324	67.680	
8	17	Ian Popplewell	Kawasaki	650 M	10	13:45.347	31.209	1:19.830	69.899	67.608	
9	49	Ian Raybon	Honda	125-GP3	10	13:45.713	31.575	1:19.225	70.432	67.578	
10	135	Chris Harrison	Aprilia	450	10	13:48.346	34.208	1:21.009	68.881	67.363	
11	37	Scott Dootson	Honda	125-GP3	10	14:01.399	47.261	1:19.650	70.056	66.318	
12	4	Jamie Edwards	Aprilia	125-GP3	10	14:02.206	48.068	1:20.644	69.193	66.255	
13	54	Bryn Owen	Honda	125-GP3	10	14:03.008	48.870	1:20.943	68.937	66.192	
14	93	Rhodri Owen	Honda	125-GP3	10	14:14.597	1:00.459	1:22.933	67.283	65.294	
15	92	Paul Owen	Yamaha	450-GP3	10	14:19.752	1:05.614	1:23.691	66.674	64.902	
16	30	Karl Corbett	Honda	125-GP3	10	14:21.567	1:07.429	1:22.562	67.586	64.766	
17	22	Sam Nicholson	Suzuki	650 M	10	14:29.151	1:15.013	1:24.267	66.218	64.201	
2	18	91	Greg Greenwood	Honda	125-GP3	10	14:37.323	1:23.185	1:23.702	66.665	63.603
19	42	John Jones	Yamaha	400	9	13:43.253	1 Lap	1:27.080	64.079	61.002	
20	47	Nathan Hutchinson	Suzuki	650 M	9	13:57.683	1 Lap	1:30.623	61.574	59.951	
Not classified											
DNF	117	Ross Jackman	Kawasaki	400	6	8:37.440	DNF	1:23.637	66.717	64.703	
DNF	90	Aaron Hay	Suzuki	450-GP3	4	5:55.914	DNF	1:25.877	64.977	62.712	
DNF	70	Wayne Bridges	Suzuki	650 M	1	1:43.441	DNF	1:36.587	57.772	53.944	

Margin of Victory	Avg. Speed	Best Lap Tm	Best Speed	Best Lap by
12.462	70.265	1:17.077	72.395	51 - Marty Lennon

Timekeeper

Race Director

Weather / Track : Overcast / Damp

www.sportstimservices.co.uk



Printed: 07/05/2011 14:04:12



Thundersport GB - Rounds 5 and 6

Lapchart

Alto Digital Thundersport GP2 - GP3

Anglesey Circuit 1.550 Miles

Race 3

07/05/2011 13:49

Race started at 13:49:24

Competitors

Laps

	0	1	2	3	4	5	6	7	8	9	10
Ricardo Ballerini (2)	1	2	51	51	51	51	51	51	51	51	51
Marty Lennon (51)	2	51	100	88	88	64	64	64	64	64	64
Connor Tagg (100)	3	100	88	100	64	88	88	88	88	88	88
Ian Raybon (49)	4	49	2	64	100	100	100	100	100	100	100
Josh Daley (88)	5	88	64	2	135	2	2	2	2	2	2
Chris Harrison (135)	6	135	135	135	2	135	17	17	17	33	33
Ian Popplewell (17)	7	17	17	17	17	17	135	33	33	17	17
Aaron Hay (90)	8	90	117	33	33	33	77	135	77	77	49
Adam Palfreman (64)	9	64	77	77	77	77	33	77	135	49	77
James Robinson (33)	10	33	33	117	49	49	49	49	49	135	135
Ross Jackman (117)	11	117	90	49	117	117	54	54	54	54	4
Rhodri Owen (93)	12	93	54	54	54	54	117	4	4	4	37
Paul Owen (92)	13	92	49	90	92	4	4	117	37	37	54
Wayne Bridges (70)	14	70	92	92	4	92	93	37	93	93	93
Nathan Hutchinson (47)	15	47	93	93	93	93	37	93	92	92	92
Bryn Owen (54)	16	54	4	4	90	37	92	92	22	30	30
Sam Nicholson (22)	17	22	22	22	22	90	22	22	30	22	22
Scott Dootson (37)	18	37	37	37	37	22	30	30	91	91	91
Martin Jones (77)	19	77	30	30	30	30	91	91	42	42	42
John Jones (42)	20	42	47	47	91	91	47	47	47	47	47
Jamie Edwards (4)	21	4	70	91	47	47	42	42			
Greg Greenwood (91)	22	91	91	42	42	42					
Karl Corbett (30)	23	30	42								

Timekeeper

Race Director

Weather / Track : Raining / Wet

www.sportstimeservices.co.uk

Printed: 07/05/2011 14:13:32





Thundersport GB - Rounds 5 and 6

Alto Digital Thundersport GP2 - GP3

Anglesey Circuit 1.550 Miles

Race 3

07/05/2011 13:49

Race started at 13:49:24

Lap	Lap Tm	Diff	Time of Day
(51) Marty Lennon			
1	1:27.551	+10.474	13:50:51.608
2	1:19.398	+2.321	13:52:11.006
3	1:17.897	+0.820	13:53:28.903
4	1:18.059	+0.982	13:54:46.962
5	1:18.635	+1.558	13:56:05.597
6	1:17.077		13:57:22.674
7	1:19.212	+2.135	13:58:41.886
8	1:18.181	+1.104	14:00:00.067
9	1:18.030	+0.953	14:01:18.097
10	1:20.097	+3.020	14:02:38.194

Lap	Lap Tm	Diff	Time of Day
(64) Adam Palfreman			
1	1:25.272	+6.609	13:50:55.330
2	1:20.729	+2.066	13:52:16.059
3	1:19.573	+0.910	13:53:35.632
4	1:18.936	+0.273	13:54:54.568
5	1:18.910	+0.247	13:56:13.478
6	1:18.663		13:57:32.141
7	1:18.896	+0.233	13:58:51.037
8	1:19.747	+1.084	14:00:10.784
9	1:19.369	+0.706	14:01:30.153
10	1:20.503	+1.840	14:02:50.656

Lap	Lap Tm	Diff	Time of Day
(88) Josh Daley			
1	1:25.490	+5.636	13:50:54.850
2	1:20.385	+0.531	13:52:15.235
3	1:19.876	+0.022	13:53:35.111
4	1:20.240	+0.386	13:54:55.351
5	1:19.854		13:56:15.205
6	1:19.902	+0.048	13:57:35.107
7	1:19.876	+0.022	13:58:54.983
8	1:20.243	+0.389	14:00:15.226
9	1:20.119	+0.265	14:01:35.345
10	1:20.013	+0.159	14:02:55.358

Lap	Lap Tm	Diff	Time of Day
(100) Connor Tagg			
1	1:30.134	+10.876	13:50:54.208
2	1:21.668	+2.410	13:52:15.876
3	1:21.110	+1.852	13:53:36.986
4	1:20.175	+0.917	13:54:57.161
5	1:20.543	+1.285	13:56:17.704
6	1:19.843	+0.585	13:57:37.547
7	1:19.258		13:58:56.805
8	1:19.505	+0.247	14:00:16.310
9	1:20.275	+1.017	14:01:36.585
10	1:19.399	+0.141	14:02:55.984

Lap	Lap Tm	Diff	Time of Day
(2) Ricardo Ballerini			
1	1:31.091	+11.577	13:50:55.147
2	1:22.285	+2.771	13:52:17.432
3	1:22.376	+2.862	13:53:39.808
4	1:21.516	+2.002	13:55:01.324
5	1:20.760	+1.246	13:56:22.084
6	1:19.751	+0.237	13:57:41.835
7	1:19.915	+0.401	13:59:01.750
8	1:19.971	+0.457	14:00:21.721
9	1:19.514		14:01:41.235
10	1:19.565	+0.051	14:03:00.800

Lap	Lap Tm	Diff	Time of Day
(33) James Robinson			
1	1:28.535	+9.600	13:50:58.620
2	1:21.822	+2.887	13:52:20.442
3	1:20.616	+1.681	13:53:41.058
4	1:21.378	+2.443	13:55:02.436
5	1:21.676	+2.741	13:56:24.112
6	1:19.692	+0.757	13:57:43.804
7	1:18.935		13:59:02.739
8	1:19.340	+0.405	14:00:22.079
9	1:19.522	+0.587	14:01:41.601
10	1:19.645	+0.710	14:03:01.246

Lap	Lap Tm	Diff	Time of Day
(77) Martin Jones			
1	1:27.019	+6.527	13:50:58.593
2	1:22.407	+1.915	13:52:21.000
3	1:21.078	+0.586	13:53:42.078
4	1:21.144	+0.652	13:55:03.222
5	1:20.819	+0.327	13:56:24.041
6	1:20.974	+0.482	13:57:45.015
7	1:20.915	+0.423	13:59:05.930
8	1:20.492		14:00:26.422
9	1:21.361	+0.869	14:01:47.783
10	1:20.747	+0.255	14:03:08.530

Lap	Lap Tm	Diff	Time of Day
(17) Ian Poplewell			
1	1:26.926	+7.096	13:50:56.710
2	1:21.284	+1.454	13:52:17.994
3	1:22.146	+2.316	13:53:40.140
4	1:22.051	+2.221	13:55:02.191
5	1:20.252	+0.422	13:56:22.443
6	1:19.830		13:57:42.273
7	1:20.191	+0.361	13:59:02.464
8	1:20.072	+0.242	14:00:22.536
9	1:22.718	+2.888	14:01:45.254
10	1:24.149	+4.319	14:03:09.403

Lap	Lap Tm	Diff	Time of Day
(49) Ian Raybon			
1	1:31.045	+11.820	13:51:00.346
2	1:23.999	+4.774	13:52:24.345
3	1:22.690	+3.465	13:53:47.035
4	1:21.471	+2.246	13:55:08.506
5	1:20.417	+1.192	13:56:28.923
6	1:19.754	+0.529	13:57:48.677
7	1:19.277	+0.052	13:59:07.954
8	1:19.225		14:00:27.179
9	1:19.648	+0.423	14:01:46.827
10	1:22.942	+3.717	14:03:09.769

Lap	Lap Tm	Diff	Time of Day
(135) Chris Harrison			
1	1:26.106	+5.097	13:50:55.853
2	1:21.971	+0.962	13:52:17.824
3	1:21.623	+0.614	13:53:39.447
4	1:22.370	+1.361	13:55:01.817
5	1:21.856	+0.847	13:56:23.673
6	1:21.009		13:57:44.682
7	1:21.429	+0.420	13:59:06.111
8	1:21.655	+0.646	14:00:27.766
9	1:21.222	+0.213	14:01:48.988
10	1:23.414	+2.405	14:03:12.402

Lap	Lap Tm	Diff	Time of Day
(37) Scott Dootson			

Lap	Lap Tm	Diff	Time of Day
1	1:31.678	+12.028	13:51:03.088
2	1:26.429	+6.779	13:52:29.517
3	1:25.310	+5.660	13:53:54.827
4	1:24.806	+5.156	13:55:19.633
5	1:22.726	+3.076	13:56:42.359
6	1:22.299	+2.649	13:58:04.658
7	1:20.349	+0.699	13:59:25.007
8	1:19.655	+0.005	14:00:44.662
9	1:21.143	+1.493	14:02:05.805
10	1:19.650		14:03:25.455

Lap	Lap Tm	Diff	Time of Day
(4) Jamie Edwards			
1	1:29.932	+9.288	13:51:01.711
2	1:25.928	+5.284	13:52:27.639
3	1:24.921	+4.277	13:53:52.560
4	1:22.885	+2.241	13:55:15.445
5	1:22.609	+1.965	13:56:38.054
6	1:22.423	+1.779	13:58:00.477
7	1:22.054	+1.410	13:59:22.531
8	1:21.779	+1.135	14:00:44.310
9	1:21.308	+0.664	14:02:05.618
10	1:20.644		14:03:26.262

Lap	Lap Tm	Diff	Time of Day
(54) Bryn Owen			
1	1:28.995	+8.052	13:50:59.998
2	1:25.024	+4.081	13:52:25.022
3	1:24.194	+3.251	13:53:49.216
4	1:23.990	+3.047	13:55:13.206
5	1:23.806	+2.863	13:56:37.012
6	1:22.823	+1.880	13:57:59.835
7	1:22.430	+1.487	13:59:22.265
8	1:21.742	+0.799	14:00:44.007
9	1:22.114	+1.171	14:02:06.121
10	1:20.943		14:03:27.064

Lap	Lap Tm	Diff	Time of Day
(93) Rhodri Owen			
1	1:31.266	+8.333	13:51:01.699
2	1:25.877	+2.944	13:52:27.576
3	1:26.007	+3.074	13:53:53.583
4	1:24.136	+1.203	13:55:17.719
5	1:24.567	+1.634	13:56:42.286
6	1:23.385	+0.452	13:58:05.671
7	1:22.933		13:59:28.604
8	1:23.185	+0.252	14:00:51.789
9	1:23.183	+0.250	14:02:14.972
10	1:23.681	+0.748	14:03:38.653

Lap	Lap Tm	Diff	Time of Day
(92) Paul Owen			
1	1:30.408	+6.717	13:51:00.911
2	1:26.284	+2.593	13:52:27.195
3	1:25.088	+1.397	13:53:52.283
4	1:24.861	+1.170	13:55:17.144
5	1:25.541	+1.850	13:56:42.685
6	1:24.183	+0.492	13:58:06.868
7	1:24.087	+0.396	13:59:30.955
8	1:23.691		14:00:54.646
9	1:23.975	+0.284	14:02:18.621
10	1:25.187	+1.496	14:03:43.808

Lap	Lap Tm	Diff	Time of Day
(30) Karl Corbett			
1	1:31.034	+8.472	13:51:03.449

Timekeeper

Race Director

Weather / Track : Raining / Wet
www.sportstimingsservices.co.uk





Thundersport GB - Rounds 5 and 6

Alto Digital Thundersport GP2 - GP3

Anglesey Circuit 1.550 Miles

Race 3

07/05/2011 13:49

Race started at 13:49:24

Lap	Lap Tm	Diff	Time of Day
2	1:26.459	+3.897	13:52:29.908
3	1:25.242	+2.680	13:53:55.150
4	1:25.482	+2.920	13:55:20.632
5	1:25.426	+2.864	13:56:46.058
6	1:24.202	+1.640	13:58:10.260
7	1:24.542	+1.980	13:59:34.802
8	1:24.638	+2.076	14:00:59.440
9	1:23.621	+1.059	14:02:23.061
10	1:22.562		14:03:45.623

(22) Sam Nicholson

1	1:31.265	+6.998	13:51:02.497
2	1:26.390	+2.123	13:52:28.887
3	1:25.645	+1.378	13:53:54.532
4	1:25.683	+1.416	13:55:20.215
5	1:25.552	+1.285	13:56:45.767
6	1:24.267		13:58:10.034
7	1:24.502	+0.235	13:59:34.536
8	1:25.989	+1.722	14:01:00.525
9	1:25.876	+1.609	14:02:26.401
10	1:26.806	+2.539	14:03:53.207

(91) Greg Greenwood

1	1:35.809	+12.107	13:51:07.622
2	1:29.909	+6.207	13:52:37.531
3	1:27.847	+4.145	13:54:05.378
4	1:25.172	+1.470	13:55:30.550
5	1:25.572	+1.870	13:56:56.122
6	1:24.265	+0.563	13:58:20.387
7	1:24.206	+0.504	13:59:44.593
8	1:24.178	+0.476	14:01:08.771
9	1:23.702		14:02:32.473
10	1:28.906	+5.204	14:04:01.379

(42) John Jones

1	1:36.185	+9.105	13:51:07.912
2	1:31.543	+4.463	13:52:39.455
3	1:29.704	+2.624	13:54:09.159
4	1:31.655	+4.575	13:55:40.814
5	1:31.081	+4.001	13:57:11.895
6	1:30.306	+3.226	13:58:42.201
7	1:30.012	+2.932	14:00:12.213
8	1:28.016	+0.936	14:01:40.229
9	1:27.080		14:03:07.309

(47) Nathan Hutchinson

1	1:35.152	+4.529	13:51:06.125
2	1:31.060	+0.437	13:52:37.185
3	1:31.507	+0.884	13:54:08.692
4	1:31.767	+1.144	13:55:40.459
5	1:30.623		13:57:11.082
6	1:30.906	+0.283	13:58:41.988
7	1:33.044	+2.421	14:00:15.032
8	1:33.101	+2.478	14:01:48.133
9	1:33.606	+2.983	14:03:21.739

(117) Ross Jackman

1	1:27.843	+4.206	13:50:58.161
2	1:24.657	+1.020	13:52:22.818
3	1:25.392	+1.755	13:53:48.210
4	1:24.662	+1.025	13:55:12.872

Lap	Lap Tm	Diff	Time of Day
5	1:24.987	+1.350	13:56:37.859
6	1:23.637		13:58:01.496

(90) Aaron Hay

1	1:29.864	+3.987	13:50:59.783
2	1:27.215	+1.338	13:52:26.998
3	1:27.095	+1.218	13:53:54.093
4	1:25.877		13:55:19.970

(70) Wayne Bridges

1	1:36.587		13:51:07.497
---	-----------------	--	--------------

Lap	Lap Tm	Diff	Time of Day
-----	--------	------	-------------

Timekeeper

Race Director

Weather / Track : Raining / Wet

www.sportstimingsservices.co.uk

Printed: 07/05/2011 14:14:05





Thundersport GB - Rounds 5 and 6

Sorted on Laps

Alto Digital Thundersport GP2 - GP3

Anglesey Circuit 1.550 Miles

Race 12

07/05/2011 17:04

Race started at 17:04:15

Pos	No.	Name	Bike	CC	Laps	Total Tm	Diff	Best Tm	Best Speed	Avg. Speed
1	51	Marty Lennon	Suzuki	650	10	12:41.518		1:14.829	74.570	73.275
2	100	Connor Tagg	Aprilia	450	10	12:53.391	11.873	1:14.738	74.661	72.150
3	135	Chris Harrison	Aprilia	450	10	12:57.943	16.425	1:16.681	72.769	71.728
4	64	Adam Palfreman	Suzuki	650	10	12:59.429	17.911	1:16.140	73.286	71.591
5	49	Ian Raybon	Honda	125-GP3	10	13:04.565	23.047	1:15.767	73.647	71.122
6	88	Josh Daley	Kawasaki	400	10	13:07.173	25.655	1:16.150	73.276	70.887
7	90	Aaron Hay	Suzuki	450-GP3	10	13:09.227	27.709	1:16.141	73.285	70.702
8	117	Ross Jackman	Kawasaki	400	10	13:10.799	29.281	1:17.038	72.432	70.562
9	33	James Robinson	Honda	125-GP3	10	13:11.011	29.493	1:16.789	72.667	70.543
10	17	Ian Popplewell	Kawasaki	650 M	10	13:11.532	30.014	1:17.025	72.444	70.496
11	4	Jamie Edwards	Aprilia	125-GP3	10	13:20.620	39.102	1:17.655	71.856	69.696
12	37	Scott Dootson	Honda	125-GP3	10	13:25.986	44.468	1:17.344	72.145	69.232
13	70	Wayne Bridges	Suzuki	650 M	10	13:29.399	47.881	1:19.011	70.623	68.940
14	92	Paul Owen	Yamaha	450-GP3	10	13:30.141	48.623	1:19.082	70.560	68.877
15	22	Sam Nicholson	Suzuki	650 M	10	13:40.517	58.999	1:19.785	69.938	68.006
16	54	Bryn Owen	Honda	125-GP3	10	13:42.592	1:01.074	1:17.892	71.638	67.834
17	30	Karl Corbett	Honda	125-GP3	10	13:43.413	1:01.895	1:20.596	69.234	67.767
18	47	Nathan Hutchinson	Suzuki	650 M	10	13:54.957	1:13.439	1:20.689	69.154	66.830
19	91	Greg Greenwood	Honda	125-GP3	9	12:43.739	1 Lap	1:22.564	67.584	65.755
20	42	John Jones	Yamaha	400	9	13:05.555	1 Lap	1:24.907	65.719	63.929
Not classified										
DNF	93	Rhodri Owen	Honda	125-GP3	5	6:57.450	DNF	1:20.794	69.065	66.834
DNF	77	Martin Jones	Honda	125-GP3	4	5:29.986	DNF	1:19.685	70.026	67.639
DNF	2	Ricardo Ballerini	Kawasaki	400		0.045	DNF	-	-	-

2

Announcements

No. 90 - 10 Second Penalty - Yellow Flag Infringement

Margin of Victory	Avg. Speed	Best Lap Tm	Best Speed	Best Lap by
11.873	73.275	1:14.738	74.661	100 - Connor Tagg

Timekeeper

Race Director

Weather / Track : Bright / Drying

www.sportstimservices.co.uk





Thundersport GB - Rounds 5 and 6

Lapchart

Alto Digital Thundersport GP2 - GP3

Anglesey Circuit 1.550 Miles

Race 12

07/05/2011 17:04

Race started at 17:04:15

Competitors

Laps

	0	1	2	3	4	5	6	7	8	9	10
Connor Tagg (100)	100	51	51	51	51	51	51	51	51	51	51
Ricardo Ballerini (2)	2	135	135	135	135	135	135	100	100	100	100
Marty Lennon (51)	51	100	90	90	100	100	100	135	135	135	135
Ian Raybon (49)	49	90	100	100	90	90	90	90	90	90	90
Josh Daley (88)	88	88	64	64	64	64	64	64	64	64	64
Chris Harrison (135)	135	64	88	117	117	117	117	49	49	49	49
Ian Popplewell (17)	17	49	117	88	88	88	88	117	88	88	88
Aaron Hay (90)	90	117	17	17	17	49	49	88	117	117	117
Adam Palfreman (64)	64	77	33	33	33	17	17	17	17	33	33
James Robinson (33)	33	17	77	49	49	33	33	33	33	17	17
Wayne Bridges (70)	70	93	49	4	4	4	4	4	4	4	4
Ross Jackman (117)	117	33	4	77	77	70	70	70	37	37	37
Rhodri Owen (93)	93	92	93	70	70	37	37	37	70	70	70
Paul Owen (92)	92	70	70	37	37	92	92	92	92	92	92
Nathan Hutchinson (47)	47	4	92	92	92	30	30	30	22	22	22
Bryn Owen (54)	54	37	37	93	93	93	22	22	30	30	54
Sam Nicholson (22)	22	22	22	22	30	22	54	54	54	54	30
Scott Dootson (37)	37	30	30	30	22	91	91	47	47	47	47
Martin Jones (77)	77	91	91	91	91	47	47	91	91	91	91
Karl Corbett (30)	30	54	47	47	47	54	42	42	42	42	42
John Jones (42)	42	47	54	54	54	42					
Greg Greenwood (91)	91	42	42	42	42						
Jamie Edwards (4)	4										

Timekeeper

Race Director

Weather / Track : Bright / Drying

www.sportstimeservices.co.uk

Printed: 07/05/2011 17:21:48





Thundersport GB - Rounds 5 and 6

Alto Digital Thundersport GP2 - GP3

Anglesey Circuit 1.550 Miles

Race 12

07/05/2011 17:04

Race started at 17:04:15

Lap	Lap Tm	Diff	Time of Day
(51) Marty Lennon			
1	1:21.855	+7.026	17:05:37.929
2	1:15.440	+0.611	17:06:53.369
3	1:14.829		17:08:08.198
4	1:15.197	+0.368	17:09:23.395
5	1:14.880	+0.051	17:10:38.275
6	1:15.496	+0.667	17:11:53.771
7	1:14.843	+0.014	17:13:08.614
8	1:15.828	+0.999	17:14:24.442
9	1:15.146	+0.317	17:15:39.588
10	1:17.920	+3.091	17:16:57.508

Lap	Lap Tm	Diff	Time of Day
(100) Connor Tagg			
1	1:27.001	+12.263	17:05:42.991
2	1:19.012	+4.274	17:07:02.003
3	1:17.110	+2.372	17:08:19.113
4	1:15.945	+1.207	17:09:35.058
5	1:15.359	+0.621	17:10:50.417
6	1:16.536	+1.798	17:12:06.953
7	1:15.463	+0.725	17:13:22.416
8	1:14.738		17:14:37.154
9	1:16.270	+1.532	17:15:53.424
10	1:15.957	+1.219	17:17:09.381

Lap	Lap Tm	Diff	Time of Day
(135) Chris Harrison			
1	1:21.773	+5.092	17:05:40.443
2	1:17.404	+0.723	17:06:57.847
3	1:17.506	+0.825	17:08:15.353
4	1:17.470	+0.789	17:09:32.823
5	1:17.060	+0.379	17:10:49.883
6	1:16.827	+0.146	17:12:06.710
7	1:16.686	+0.005	17:13:23.396
8	1:16.681		17:14:40.077
9	1:17.063	+0.382	17:15:57.140
10	1:16.793	+0.112	17:17:13.933

Lap	Lap Tm	Diff	Time of Day
(64) Adam Palfreman			
1	1:24.461	+8.321	17:05:43.616
2	1:18.924	+2.784	17:07:02.540
3	1:17.458	+1.318	17:08:19.998
4	1:16.743	+0.603	17:09:36.741
5	1:16.613	+0.473	17:10:53.354
6	1:16.833	+0.693	17:12:10.187
7	1:16.367	+0.227	17:13:26.554
8	1:16.438	+0.298	17:14:42.992
9	1:16.287	+0.147	17:15:59.279
10	1:16.140		17:17:15.419

Lap	Lap Tm	Diff	Time of Day
(49) Ian Raybon			
1	1:25.642	+9.875	17:05:43.927
2	1:22.185	+6.418	17:07:06.112
3	1:17.750	+1.983	17:08:23.862
4	1:17.931	+2.164	17:09:41.793
5	1:17.320	+1.553	17:10:59.113
6	1:17.349	+1.582	17:12:16.462
7	1:15.788	+0.021	17:13:32.250
8	1:15.767		17:14:48.017
9	1:16.035	+0.268	17:16:04.052
10	1:16.503	+0.736	17:17:20.555

Lap	Lap Tm	Diff	Time of Day
(88) Josh Daley			
1	1:25.208	+9.058	17:05:43.538
2	1:19.732	+3.582	17:07:03.270
3	1:19.070	+2.920	17:08:22.340
4	1:17.891	+1.741	17:09:40.231
5	1:18.652	+2.502	17:10:58.883
6	1:17.379	+1.229	17:12:16.262
7	1:17.588	+1.438	17:13:33.850
8	1:16.581	+0.431	17:14:50.431
9	1:16.582	+0.432	17:16:07.013
10	1:16.150		17:17:23.163

Lap	Lap Tm	Diff	Time of Day
(90) Aaron Hay			
1	1:23.993	+7.852	17:05:43.064
2	1:18.410	+2.269	17:07:01.474
3	1:17.392	+1.251	17:08:18.866
4	1:16.896	+0.755	17:09:35.762
5	1:16.725	+0.584	17:10:52.487
6	1:16.791	+0.650	17:12:09.278
7	1:16.707	+0.566	17:13:25.985
8	1:16.335	+0.194	17:14:42.320
9	1:16.141		17:15:58.461
10	1:16.756	+0.615	17:17:15.217

Lap	Lap Tm	Diff	Time of Day
(117) Ross Jackman			
1	1:24.783	+7.745	17:05:44.199
2	1:19.239	+2.201	17:07:03.438
3	1:18.354	+1.316	17:08:21.792
4	1:18.066	+1.028	17:09:39.858
5	1:18.722	+1.684	17:10:58.580
6	1:17.311	+0.273	17:12:15.891
7	1:17.665	+0.627	17:13:33.556
8	1:17.734	+0.696	17:14:51.290
9	1:17.038		17:16:08.328
10	1:18.461	+1.423	17:17:26.789

Lap	Lap Tm	Diff	Time of Day
(33) James Robinson			
1	1:26.537	+9.748	17:05:45.814
2	1:18.958	+2.169	17:07:04.772
3	1:18.700	+1.911	17:08:23.472
4	1:18.059	+1.270	17:09:41.531
5	1:18.304	+1.515	17:10:59.835
6	1:17.882	+1.093	17:12:17.717
7	1:17.254	+0.465	17:13:34.971
8	1:17.089	+0.300	17:14:52.060
9	1:16.789		17:16:08.849
10	1:18.152	+1.363	17:17:27.001

Lap	Lap Tm	Diff	Time of Day
(17) Ian Popplewell			
1	1:26.146	+9.121	17:05:44.907
2	1:18.975	+1.950	17:07:03.882
3	1:18.871	+1.846	17:08:22.753
4	1:17.919	+0.894	17:09:40.672
5	1:18.950	+1.925	17:10:59.622
6	1:17.457	+0.432	17:12:17.079
7	1:17.569	+0.544	17:13:34.648
8	1:17.025		17:14:51.673
9	1:17.704	+0.679	17:16:09.377
10	1:18.145	+1.120	17:17:27.522

Lap	Lap Tm	Diff	Time of Day
(4) Jamie Edwards			

Lap	Lap Tm	Diff	Time of Day
1	1:26.271	+8.616	17:05:47.003
2	1:19.446	+1.791	17:07:06.449
3	1:18.386	+0.731	17:08:24.835
4	1:17.655		17:09:42.490
5	1:18.422	+0.767	17:11:00.912
6	1:19.278	+1.623	17:12:20.190
7	1:19.551	+1.896	17:13:39.741
8	1:19.027	+1.372	17:14:58.768
9	1:19.476	+1.821	17:16:18.244
10	1:18.366	+0.711	17:17:36.610

Lap	Lap Tm	Diff	Time of Day
(37) Scott Dootson			
1	1:27.059	+9.715	17:05:47.324
2	1:22.006	+4.662	17:07:09.330
3	1:20.114	+2.770	17:08:29.444
4	1:19.311	+1.967	17:09:48.755
5	1:20.008	+2.664	17:11:08.763
6	1:19.462	+2.118	17:12:28.225
7	1:19.093	+1.749	17:13:47.318
8	1:19.198	+1.854	17:15:06.516
9	1:18.116	+0.772	17:16:24.632
10	1:17.344		17:17:41.976

Lap	Lap Tm	Diff	Time of Day
(70) Wayne Bridges			
1	1:27.334	+8.323	17:05:46.736
2	1:22.086	+3.075	17:07:08.822
3	1:20.049	+1.038	17:08:28.871
4	1:19.520	+0.509	17:09:48.391
5	1:19.997	+0.986	17:11:08.388
6	1:19.539	+0.528	17:12:27.927
7	1:19.072	+0.061	17:13:46.999
8	1:20.168	+1.157	17:15:07.167
9	1:19.211	+0.200	17:16:26.378
10	1:19.011		17:17:45.389

Lap	Lap Tm	Diff	Time of Day
(92) Paul Owen			
1	1:26.914	+7.832	17:05:46.432
2	1:22.655	+3.573	17:07:09.087
3	1:21.054	+1.972	17:08:30.141
4	1:19.637	+0.555	17:09:49.778
5	1:19.277	+0.195	17:11:09.055
6	1:19.541	+0.459	17:12:28.596
7	1:19.082		17:13:47.678
8	1:19.727	+0.645	17:15:07.405
9	1:19.439	+0.357	17:16:26.844
10	1:19.287	+0.205	17:17:46.131

Lap	Lap Tm	Diff	Time of Day
(22) Sam Nicholson			
1	1:27.339	+7.554	17:05:47.517
2	1:22.229	+2.444	17:07:09.746
3	1:21.161	+1.376	17:08:30.907
4	1:21.510	+1.725	17:09:52.417
5	1:21.360	+1.575	17:11:13.777
6	1:20.763	+0.978	17:12:34.540
7	1:21.435	+1.650	17:13:55.975
8	1:20.207	+0.422	17:15:16.182
9	1:19.785		17:16:35.967
10	1:20.540	+0.755	17:17:56.507

Lap	Lap Tm	Diff	Time of Day
(54) Bryn Owen			
1	1:30.371	+12.479	17:05:50.413

Timekeeper

Race Director

Weather / Track : Bright / Drying

www.sportstimingsservices.co.uk

Printed: 07/05/2011 17:22:34





Thundersport GB - Rounds 5 and 6

Alto Digital Thundersport GP2 - GP3

Anglesey Circuit 1.550 Miles

Race 12

07/05/2011 17:04

Race started at 17:04:15

Lap	Lap Tm	Diff	Time of Day
2	1:26.210	+8.318	17:07:16.623
3	1:24.618	+6.726	17:08:41.241
4	1:21.231	+3.339	17:10:02.472
5	1:20.205	+2.313	17:11:22.677
6	1:21.237	+3.345	17:12:43.914
7	1:19.138	+1.246	17:14:03.052
8	1:19.143	+1.251	17:15:22.195
9	1:18.495	+0.603	17:16:40.690
10	1:17.892		17:17:58.582

(30) Karl Corbett

1	1:27.933	+7.337	17:05:48.443
2	1:22.262	+1.666	17:07:10.705
3	1:20.698	+0.102	17:08:31.403
4	1:20.825	+0.229	17:09:52.228
5	1:21.160	+0.564	17:11:13.388
6	1:20.596		17:12:33.984
7	1:21.699	+1.103	17:13:55.683
8	1:21.268	+0.672	17:15:16.951
9	1:21.163	+0.567	17:16:38.114
10	1:21.289	+0.693	17:17:59.403

(47) Nathan Hutchinson

1	1:31.649	+10.960	17:05:51.520
2	1:23.809	+3.120	17:07:15.329
3	1:22.361	+1.672	17:08:37.690
4	1:21.439	+0.750	17:09:59.129
5	1:22.920	+2.231	17:11:22.049
6	1:23.925	+3.236	17:12:45.974
7	1:20.842	+0.153	17:14:06.816
8	1:20.689		17:15:27.505
9	1:21.303	+0.614	17:16:48.808
10	1:22.139	+1.450	17:18:10.947

(91) Greg Greenwood

1	1:28.996	+6.432	17:05:49.696
2	1:22.564		17:07:12.260
3	1:22.614	+0.050	17:08:34.874
4	1:23.463	+0.899	17:09:58.337
5	1:23.585	+1.021	17:11:21.922
6	1:23.831	+1.267	17:12:45.753
7	1:23.802	+1.238	17:14:09.555
8	1:25.457	+2.893	17:15:35.012
9	1:24.717	+2.153	17:16:59.729

(42) John Jones

1	1:31.611	+6.704	17:05:52.305
2	1:27.686	+2.779	17:07:19.991
3	1:26.906	+1.999	17:08:46.897
4	1:26.162	+1.255	17:10:13.059
5	1:25.519	+0.612	17:11:38.578
6	1:24.907		17:13:03.485
7	1:26.044	+1.137	17:14:29.529
8	1:26.302	+1.395	17:15:55.831
9	1:25.714	+0.807	17:17:21.545

(93) Rhodri Owen

1	1:26.269	+5.475	17:05:45.685
2	1:22.877	+2.083	17:07:08.562
3	1:22.093	+1.299	17:08:30.655
4	1:20.794		17:09:51.449

Lap	Lap Tm	Diff	Time of Day
5	1:21.991	+1.197	17:11:13.440
<hr/>			
(77) Martin Jones			
1	1:24.447	+4.762	17:05:44.791
2	1:21.007	+1.322	17:07:05.798
3	1:20.493	+0.808	17:08:26.291
4	1:19.685		17:09:45.976

Lap	Lap Tm	Diff	Time of Day
-----	--------	------	-------------

Timekeeper

Race Director

Weather / Track : Bright / Drying

www.sportstimingsservices.co.uk

Printed: 07/05/2011 17:22:34





Thundersport GB - Rounds 5 and 6

Sorted on Laps


Alto Digital Thundersport GP2 - GP3

Anglesey Circuit 1.550 Miles

Race 3

08/05/2011 11:05

Race started at 11:05:45



Pos	No.	Name	Bike	CC	Laps	Total Tm	Diff	Best Tm	Best Speed	Avg. Speed
1	100	Connor Tagg	Aprilia	450	9	11:15.148		1:12.900	76.543	74.384
2	88	Josh Daley	Kawasaki	400	9	11:30.376	15.228	1:14.480	74.919	72.743
3	49	Ian Raybon	Honda	125-GP3	9	11:33.652	18.504	1:14.841	74.558	72.399
4	33	James Robinson	Honda	125-GP3	9	11:45.684	30.536	1:16.279	73.153	71.165
5	17	Ian Popplewell	Kawasaki	650 M	9	11:46.177	31.029	1:16.744	72.709	71.115
6	135	Chris Harrison	Aprilia	450	9	11:46.716	31.568	1:16.968	72.498	71.061
7	90	Aaron Hay	Suzuki	450-GP3	9	11:47.538	32.390	1:16.894	72.567	70.979
8	54	Bryn Owen	Honda	125-GP3	9	11:48.055	32.907	1:16.728	72.724	70.927
9	117	Ross Jackman	Kawasaki	400	9	11:52.820	37.672	1:17.758	71.761	70.453
10	4	Jamie Edwards	Aprilia	125-GP3	9	11:54.251	39.103	1:17.218	72.263	70.311
11	77	Martin Jones	Honda	125-GP3	9	11:59.167	44.019	1:18.029	71.512	69.831
12	93	Rhodri Owen	Honda	125-GP3	9	12:01.188	46.040	1:17.976	71.560	69.635
13	70	Wayne Bridges	Suzuki	650 M	9	12:04.055	48.907	1:18.881	70.739	69.359
14	47	Nathan Hutchinson	Suzuki	650 M	9	12:13.485	58.337	1:19.609	70.093	68.468
M 15	22	Sam Nicholson	Suzuki	650 M	9	12:15.907	1:00.759	1:18.355	71.214	68.242
16	30	Karl Corbett	Honda	125-GP3	9	12:30.587	1:15.439	1:21.087	68.815	66.908
3 17	91	Greg Greenwood	Honda	125-GP3	8	11:17.563	1 Lap	1:22.585	67.567	65.883
2 18	42	John Jones	Yamaha	400	8	11:35.058	1 Lap	1:23.815	66.575	64.225
Not classified										
DNF	51	Marty Lennon	Suzuki	650	8	9:55.538	DNF	1:13.148	76.284	74.957
DNF	64	Adam Palfreman	Suzuki	650	7	8:53.781	DNF	1:14.609	74.790	73.176
DNF	92	Paul Owen	Yamaha	450-GP3	1	1:29.425	DNF	1:22.865	67.338	62.399

Margin of Victory	Avg. Speed	Best Lap Tm	Best Speed	Best Lap by
15.228	74.384	1:12.900	76.543	100 - Connor Tagg

Timekeeper

Race Director

Weather / Track : Sunny / Dry

www.sportstimservices.co.uk



Printed: 08/05/2011 11:18:25



Thundersport GB - Rounds 5 and 6

Lapchart

Alto Digital Thundersport GP2 - GP3

Anglesey Circuit 1.550 Miles

Race 3

08/05/2011 11:05

Race started at 11:05:45

Competitors

Laps

	0	1	2	3	4	5	6	7	8	9
Connor Tagg (100)	1	100	51	51	51	51	51	51	51	100
Marty Lennon (51)	2	51	64	64	100	100	100	100	100	88
Ian Raybon (49)	3	49	100	100	64	64	64	64	88	49
Josh Daley (88)	4	88	88	88	88	88	49	88	49	33
Chris Harrison (135)	5	135	135	49	49	49	49	88	49	33
Ian Popplewell (17)	6	17	49	135	135	135	135	135	17	135
Adam Palfreman (64)	7	64	17	117	117	117	17	17	17	135
James Robinson (33)	8	33	117	17	17	17	90	90	33	90
Aaron Hay (90)	9	90	90	90	90	90	33	33	90	54
Ross Jackman (117)	10	117	70	54	33	33	54	54	54	117
Wayne Bridges (70)	11	70	54	33	54	54	117	117	117	4
Rhodri Owen (93)	12	93	33	70	70	70	4	4	4	77
Paul Owen (92)	13	92	92	4	4	4	77	77	77	93
Bryn Owen (54)	14	54	22	77	77	77	70	70	70	47
Sam Nicholson (22)	15	22	77	93	93	93	93	93	93	47
Nathan Hutchinson (47)	16	47	4	47	47	47	47	47	47	22
Martin Jones (77)	17	77	93	30	30	30	22	22	22	30
Greg Greenwood (91)	18	91	47	91	91	22	30	30	30	91
John Jones (42)	19	42	30	22	22	91	91	91	91	42
Karl Corbett (30)	20	30	91	42	42	42	42	42	42	
Jamie Edwards (4)	21	4	42							

Timekeeper

Race Director

Weather / Track : Sunny / Dry

www.sportstimeservices.co.uk

Printed: 08/05/2011 11:24:12





Thundersport GB - Rounds 5 and 6

Alto Digital Thundersport GP2 - GP3

Anglesey Circuit 1.550 Miles

Race 3

08/05/2011 11:05

Race started at 11:05:45

Lap	Lap Tm	Diff	Time of Day
(100) Connor Tagg			
1	1:24.144	+11.244	11:07:09.501
2	1:15.598	+2.698	11:08:25.099
3	1:14.470	+1.570	11:09:39.569
4	1:13.857	+0.957	11:10:53.426
5	1:13.430	+0.530	11:12:06.856
6	1:13.122	+0.222	11:13:19.978
7	1:12.900		11:14:32.878
8	1:12.958	+0.058	11:15:45.836
9	1:14.669	+1.769	11:17:00.505

Lap	Lap Tm	Diff	Time of Day
(88) Josh Daley			
1	1:19.735	+5.255	11:07:10.350
2	1:15.562	+1.082	11:08:25.912
3	1:15.045	+0.565	11:09:40.957
4	1:14.480		11:10:55.437
5	1:14.762	+0.282	11:12:10.199
6	1:17.950	+3.470	11:13:28.149
7	1:15.863	+1.383	11:14:44.012
8	1:15.687	+1.207	11:15:59.699
9	1:16.034	+1.554	11:17:15.733

Lap	Lap Tm	Diff	Time of Day
(49) Ian Raybon			
1	1:25.841	+11.000	11:07:11.557
2	1:15.572	+0.731	11:08:27.129
3	1:15.218	+0.377	11:09:42.347
4	1:14.841		11:10:57.188
5	1:15.223	+0.382	11:12:12.411
6	1:15.718	+0.877	11:13:28.129
7	1:16.006	+1.165	11:14:44.135
8	1:16.344	+1.503	11:16:00.479
9	1:18.530	+3.689	11:17:19.009

Lap	Lap Tm	Diff	Time of Day
(33) James Robinson			
1	1:22.904	+6.625	11:07:14.142
2	1:18.224	+1.945	11:08:32.366
3	1:17.428	+1.149	11:09:49.794
4	1:17.198	+0.919	11:11:06.992
5	1:17.267	+0.988	11:12:24.259
6	1:17.005	+0.726	11:13:41.264
7	1:16.624	+0.345	11:14:57.888
8	1:16.279		11:16:14.167
9	1:16.874	+0.595	11:17:31.041

Lap	Lap Tm	Diff	Time of Day
(17) Ian Popplewell			
1	1:20.753	+4.009	11:07:11.849
2	1:18.522	+1.778	11:08:30.371
3	1:18.328	+1.584	11:09:48.699
4	1:17.691	+0.947	11:11:06.390
5	1:16.934	+0.190	11:12:23.324
6	1:16.967	+0.223	11:13:40.291
7	1:17.384	+0.640	11:14:57.675
8	1:17.115	+0.371	11:16:14.790
9	1:16.744		11:17:31.534

Lap	Lap Tm	Diff	Time of Day
(135) Chris Harrison			
1	1:20.520	+3.552	11:07:11.556
2	1:17.584	+0.616	11:08:29.140
3	1:17.562	+0.594	11:09:46.702
4	1:17.401	+0.433	11:11:04.103

Lap	Lap Tm	Diff	Time of Day
5	1:17.678	+0.710	11:12:21.781
6	1:18.060	+1.092	11:13:39.841
7	1:17.409	+0.441	11:14:57.250
8	1:17.855	+0.887	11:16:15.105
9	1:16.968		11:17:32.073

Lap	Lap Tm	Diff	Time of Day
(90) Aaron Hay			
1	1:21.258	+4.364	11:07:12.603
2	1:18.104	+1.210	11:08:30.707
3	1:18.181	+1.287	11:09:48.888
4	1:17.619	+0.725	11:11:06.507
5	1:17.035	+0.141	11:12:23.542
6	1:16.894		11:13:40.436
7	1:17.555	+0.661	11:14:57.991
8	1:17.524	+0.630	11:16:15.515
9	1:17.380	+0.486	11:17:32.895

Lap	Lap Tm	Diff	Time of Day
(54) Bryn Owen			
1	1:21.594	+4.866	11:07:13.827
2	1:18.088	+1.360	11:08:31.915
3	1:18.293	+1.565	11:09:50.208
4	1:17.009	+0.281	11:11:07.217
5	1:17.586	+0.858	11:12:24.803
6	1:16.728		11:13:41.531
7	1:17.186	+0.458	11:14:58.717
8	1:16.811	+0.083	11:16:15.528
9	1:17.884	+1.156	11:17:33.412

Lap	Lap Tm	Diff	Time of Day
(117) Ross Jackman			
1	1:20.847	+3.089	11:07:12.424
2	1:17.807	+0.049	11:08:30.231
3	1:18.211	+0.453	11:09:48.442
4	1:17.758		11:11:06.200
5	1:19.208	+1.450	11:12:25.408
6	1:18.121	+0.363	11:13:43.529
7	1:18.258	+0.500	11:15:01.787
8	1:18.267	+0.509	11:16:20.054
9	1:18.123	+0.365	11:17:38.177

Lap	Lap Tm	Diff	Time of Day
(4) Jamie Edwards			
1	1:22.971	+5.753	11:07:16.619
2	1:18.153	+0.935	11:08:34.772
3	1:18.413	+1.195	11:09:53.185
4	1:18.762	+1.544	11:11:11.947
5	1:17.626	+0.408	11:12:29.573
6	1:17.984	+0.766	11:13:47.557
7	1:17.420	+0.202	11:15:04.977
8	1:17.413	+0.195	11:16:22.390
9	1:17.218		11:17:39.608

Lap	Lap Tm	Diff	Time of Day
(77) Martin Jones			
1	1:23.015	+4.986	11:07:15.815
2	1:19.520	+1.491	11:08:35.335
3	1:18.597	+0.568	11:09:53.932
4	1:18.280	+0.251	11:11:12.212
5	1:18.906	+0.877	11:12:31.118
6	1:18.466	+0.437	11:13:49.584
7	1:18.029		11:15:07.613
8	1:18.215	+0.186	11:16:25.828
9	1:18.696	+0.667	11:17:44.524

Lap	Lap Tm	Diff	Time of Day
(93) Rhodri Owen			
1	1:24.827	+6.851	11:07:16.679
2	1:20.244	+2.268	11:08:36.923
3	1:19.328	+1.352	11:09:56.251
4	1:18.590	+0.614	11:11:14.841
5	1:18.263	+0.287	11:12:33.104
6	1:17.976		11:13:51.080
7	1:18.530	+0.554	11:15:09.610
8	1:18.664	+0.688	11:16:28.274
9	1:18.271	+0.295	11:17:46.545

Lap	Lap Tm	Diff	Time of Day
(70) Wayne Bridges			
1	1:21.825	+2.944	11:07:13.628
2	1:19.637	+0.756	11:08:33.265
3	1:19.371	+0.490	11:09:52.636
4	1:19.034	+0.153	11:11:11.670
5	1:19.815	+0.934	11:12:31.485
6	1:18.881		11:13:50.366
7	1:19.075	+0.194	11:15:09.441
8	1:20.212	+1.331	11:16:29.653
9	1:19.759	+0.878	11:17:49.412

Lap	Lap Tm	Diff	Time of Day
(47) Nathan Hutchinson			
1	1:24.633	+5.024	11:07:17.054
2	1:20.627	+1.018	11:08:37.681
3	1:19.615	+0.006	11:09:57.296
4	1:20.069	+0.460	11:11:17.365
5	1:20.323	+0.714	11:12:37.688
6	1:19.609		11:13:57.297
7	1:19.771	+0.162	11:15:17.068
8	1:21.448	+1.839	11:16:38.516
9	1:20.326	+0.717	11:17:58.842

Lap	Lap Tm	Diff	Time of Day
(22) Sam Nicholson			
1	1:23.117	+4.762	11:07:15.353
2	1:33.421	+15.066	11:08:48.774
3	1:18.506	+0.151	11:10:07.280
4	1:19.394	+1.039	11:11:26.674
5	1:19.271	+0.916	11:12:45.945
6	1:18.355		11:14:04.300
7	1:19.088	+0.733	11:15:23.388
8	1:18.932	+0.577	11:16:42.320
9	1:18.944	+0.589	11:18:01.264

Lap	Lap Tm	Diff	Time of Day
(30) Karl Corbett			
1	1:26.029	+4.942	11:07:19.300
2	1:22.348	+1.261	11:08:41.648
3	1:21.958	+0.871	11:10:03.606
4	1:21.087		11:11:24.693
5	1:22.056	+0.969	11:12:46.749
6	1:22.047	+0.960	11:14:08.796
7	1:21.254	+0.167	11:15:30.050
8	1:22.925	+1.838	11:16:52.975
9	1:22.969	+1.882	11:18:15.944

Lap	Lap Tm	Diff	Time of Day
(91) Greg Greenwood			
1	1:27.117	+4.532	11:07:19.939
2	1:23.349	+0.764	11:08:43.288
3	1:23.582	+0.997	11:10:06.870
4	1:22.585		11:11:29.455
5	1:22.998	+0.413	11:12:52.453

Timekeeper

Race Director

Weather / Track : Sunny / Dry

www.sportstimingsservices.co.uk

Printed: 08/05/2011 11:24:51





Thundersport GB - Rounds 5 and 6

Alto Digital Thundersport GP2 - GP3

Anglesey Circuit 1.550 Miles

Race 3

08/05/2011 11:05

Race started at 11:05:45

Lap	Lap Tm	Diff	Time of Day
6	1:22.867	+0.282	11:14:15.320
7	1:23.167	+0.582	11:15:38.487
8	1:24.433	+1.848	11:17:02.920

(42) John Jones

Lap	Lap Tm	Diff	Time of Day
1	1:30.437	+6.622	11:07:23.270
2	1:26.986	+3.171	11:08:50.256
3	1:26.243	+2.428	11:10:16.499
4	1:25.838	+2.023	11:11:42.337
5	1:24.680	+0.865	11:13:07.017
6	1:24.796	+0.981	11:14:31.813
7	1:23.815		11:15:55.628
8	1:24.787	+0.972	11:17:20.415

(51) Marty Lennon

Lap	Lap Tm	Diff	Time of Day
1	1:21.371	+8.223	11:07:06.767
2	1:13.182	+0.034	11:08:19.949
3	1:13.225	+0.077	11:09:33.174
4	1:13.279	+0.131	11:10:46.453
5	1:13.962	+0.814	11:12:00.415
6	1:13.148		11:13:13.563
7	1:14.120	+0.972	11:14:27.683
8	1:13.212	+0.064	11:15:40.895

(64) Adam Palfreman

Lap	Lap Tm	Diff	Time of Day
1	1:17.935	+3.326	11:07:09.150
2	1:15.597	+0.988	11:08:24.747
3	1:15.435	+0.826	11:09:40.182
4	1:14.609		11:10:54.791
5	1:14.656	+0.047	11:12:09.447
6	1:14.743	+0.134	11:13:24.190
7	1:14.948	+0.339	11:14:39.138

(92) Paul Owen

Lap	Lap Tm	Diff	Time of Day
1	1:22.865		11:07:14.782

Lap	Lap Tm	Diff	Time of Day
-----	--------	------	-------------

Lap	Lap Tm	Diff	Time of Day
-----	--------	------	-------------

Timekeeper

Race Director

Weather / Track : Sunny / Dry

www.sportstimeservices.co.uk

Printed: 08/05/2011 11:24:51





Thundersport GB - Rounds 5 and 6

Sorted on Laps

Alto Digital Thundersport GP2 - GP3

Anglesey Circuit 1.550 Miles

Race 14

08/05/2011 15:17

Race started at 15:17:15



Pos	No.	Name	Bike	CC	Laps	Total Tm	Diff	Best Tm	Best Speed	Avg. Speed	
1	100	Connor Tagg	Aprilia	450	9	11:05.686		1:12.482	76.985	75.441	
2	51	Marty Lennon	Suzuki	650	9	11:08.062	2.376	1:12.848	76.598	75.173	
3	49	Ian Raybon	Honda	125-GP3	9	11:30.272	24.586	1:14.338	75.063	72.754	
4	88	Josh Daley	Kawasaki	400	9	11:34.612	28.926	1:15.420	73.986	72.299	
5	64	Adam Palfreman	Suzuki	650	9	11:35.407	29.721	1:15.643	73.768	72.217	
6	17	Ian Popplewell	Kawasaki	650 M	9	11:37.891	32.205	1:15.957	73.463	71.960	
7	90	Aaron Hay	Suzuki	450-GP3	9	11:41.145	35.459	1:15.959	73.461	71.626	
8	135	Chris Harrison	Aprilia	450	9	11:42.223	36.537	1:15.976	73.444	71.516	
2	9	Ross Jackman	Kawasaki	400	9	11:44.693	39.007	1:16.939	72.525	71.265	
10	54	Bryn Owen	Honda	125-GP3	9	11:44.957	39.271	1:16.175	73.252	71.238	
11	93	Rhodri Owen	Honda	125-GP3	9	11:46.528	40.842	1:16.670	72.779	71.080	
12	4	Jamie Edwards	Aprilia	125-GP3	9	11:50.559	44.873	1:17.029	72.440	70.677	
13	77	Martin Jones	Honda	125-GP3	9	11:54.748	49.062	1:17.680	71.833	70.263	
14	33	James Robinson	Honda	125-GP3	9	11:55.104	49.418	1:16.673	72.777	70.228	
15	70	Wayne Bridges	Suzuki	650 M	9	11:58.658	52.972	1:18.017	71.523	69.880	
16	22	Sam Nicholson	Suzuki	650 M	9	11:59.014	53.328	1:18.307	71.258	69.846	
17	37	Scott Dootson	Honda	125-GP3	9	12:07.454	1:01.768	1:18.307	71.258	69.035	
18	30	Karl Corbett	Honda	125-GP3	8	11:15.407	1 Lap	1:21.534	68.438	66.093	
19	42	John Jones	Yamaha	400	8	11:21.590	1 Lap	1:23.768	66.613	65.494	
3	M	20	91	Greg Greenwood	Honda	125-GP3	8	11:23.022	1 Lap	1:22.894	65.357

Not classified

DNF	47	Nathan Hutchinson	Suzuki	650 M	2	2:49.025	DNF	1:20.196	69.580	66.026
-----	----	-------------------	--------	-------	---	----------	-----	----------	--------	--------

Announcements

** No33 10 SECOND PENALTY JUMP START **

Margin of Victory	Avg. Speed	Best Lap Tm	Best Speed	Best Lap by
2.376	75.441	1:12.482	76.985	100 - Connor Tagg

Timekeeper

Race Director

Weather / Track : Sunny / Dry

www.sportstimservices.co.uk



Printed: 08/05/2011 15:34:19



Thundersport GB - Rounds 5 and 6

Lapchart

Alto Digital Thundersport GP2 - GP3

Anglesey Circuit 1.550 Miles

Race 14

08/05/2011 15:17

Race started at 15:17:15

Competitors

Laps

	0	1	2	3	4	5	6	7	8	9
Ian Raybon (49)	1	49	51	51	51	51	51	100	100	100
Connor Tagg (100)	2	100	100	100	100	100	100	51	51	51
Marty Lennon (51)	3	51	64	64	64	64	49	49	49	49
James Robinson (33)	4	33	88	88	88	88	64	88	88	88
Josh Daley (88)	5	88	49	49	49	49	88	64	64	64
Chris Harrison (135)	6	135	117	117	17	17	17	17	17	17
Ian Popplewell (17)	7	17	33	17	117	117	117	90	90	90
Aaron Hay (90)	8	90	17	135	135	90	90	90	117	135
Adam Palfreman (64)	9	64	135	33	33	135	135	135	117	117
Ross Jackman (117)	10	117	90	90	90	33	33	33	33	54
Rhodri Owen (93)	11	93	93	77	93	93	93	54	54	33
Wayne Bridges (70)	12	70	54	93	77	54	54	93	93	93
Bryn Owen (54)	13	54	77	54	54	77	4	4	4	4
Sam Nicholson (22)	14	22	70	70	70	4	4	77	77	77
Nathan Hutchinson (47)	15	47	47	22	22	70	70	70	70	70
Martin Jones (77)	16	77	22	47	4	22	22	22	22	22
Scott Dootson (37)	17	37	4	4	37	37	37	37	37	37
John Jones (42)	18	42	42	37	30	30	30	30	30	30
Greg Greenwood (91)	19	91	37	42	42	42	42	42	42	42
Karl Corbett (30)	20	30	30	30	91	91	91	91	91	91
Jamie Edwards (4)	21	4	91	91						

Timekeeper

Race Director

Weather / Track : Sunny / Dry

www.sportstimeservices.co.uk

Printed: 08/05/2011 15:35:39





Thundersport GB - Rounds 5 and 6

Alto Digital Thundersport GP2 - GP3

Anglesey Circuit 1.550 Miles

Race 14

08/05/2011 15:17

Race started at 15:17:15

Lap	Lap Tm	Diff	Time of Day
(100) Connor Tagg			
1	1:20.644	+8.162	15:18:36.615
2	1:13.403	+0.921	15:19:50.018
3	1:13.099	+0.617	15:21:03.117
4	1:13.879	+1.397	15:22:16.996
5	1:13.493	+1.011	15:23:30.489
6	1:12.768	+0.286	15:24:43.257
7	1:12.867	+0.385	15:25:56.124
8	1:12.778	+0.296	15:27:08.902
9	1:12.482		15:28:21.384
(51) Marty Lennon			
1	1:20.226	+7.378	15:18:36.200
2	1:13.578	+0.730	15:19:49.778
3	1:12.979	+0.131	15:21:02.757
4	1:13.994	+1.146	15:22:16.751
5	1:13.394	+0.546	15:23:30.145
6	1:12.848		15:24:42.993
7	1:13.578	+0.730	15:25:56.571
8	1:13.843	+0.995	15:27:10.414
9	1:13.346	+0.498	15:28:23.760
(49) Ian Raybon			
1	1:24.936	+10.598	15:18:40.634
2	1:16.732	+2.394	15:19:57.366
3	1:16.450	+2.112	15:21:13.816
4	1:16.581	+2.243	15:22:30.397
5	1:16.059	+1.721	15:23:46.456
6	1:15.668	+1.330	15:25:02.124
7	1:14.554	+0.216	15:26:16.678
8	1:14.338		15:27:31.016
9	1:14.954	+0.616	15:28:45.970
(88) Josh Daley			
1	1:20.422	+5.002	15:18:40.516
2	1:16.321	+0.901	15:19:56.837
3	1:16.893	+1.473	15:21:13.730
4	1:16.481	+1.061	15:22:30.211
5	1:16.170	+0.750	15:23:46.381
6	1:16.733	+1.313	15:25:03.114
7	1:16.259	+0.839	15:26:19.373
8	1:15.517	+0.097	15:27:34.890
9	1:15.420		15:28:50.310
(64) Adam Palfreman			
1	1:18.562	+2.919	15:18:39.173
2	1:16.916	+1.273	15:19:56.089
3	1:17.125	+1.482	15:21:13.214
4	1:16.482	+0.839	15:22:29.696
5	1:16.194	+0.551	15:23:45.890
6	1:17.214	+1.571	15:25:03.104
7	1:16.384	+0.741	15:26:19.488
8	1:15.974	+0.331	15:27:35.462
9	1:15.643		15:28:51.105
(17) Ian Popplewell			
1	1:21.263	+5.306	15:18:41.791
2	1:16.964	+1.007	15:19:58.755
3	1:16.754	+0.797	15:21:15.509
4	1:16.386	+0.429	15:22:31.895

Lap	Lap Tm	Diff	Time of Day
5	1:16.198	+0.241	15:23:48.093
6	1:16.298	+0.341	15:25:04.391
7	1:15.957		15:26:20.348
8	1:16.243	+0.286	15:27:36.591
9	1:16.998	+1.041	15:28:53.589
(90) Aaron Hay			
1	1:21.709	+5.750	15:18:42.285
2	1:17.760	+1.801	15:20:00.045
3	1:17.661	+1.702	15:21:17.706
4	1:16.512	+0.553	15:22:34.218
5	1:16.550	+0.591	15:23:50.768
6	1:16.976	+1.017	15:25:07.744
7	1:16.892	+0.933	15:26:24.636
8	1:16.248	+0.289	15:27:40.884
9	1:15.959		15:28:56.843
(135) Chris Harrison			
1	1:21.733	+5.757	15:18:42.065
2	1:17.583	+1.607	15:19:59.648
3	1:17.590	+1.614	15:21:17.238
4	1:17.421	+1.445	15:22:34.659
5	1:16.716	+0.740	15:23:51.375
6	1:16.761	+0.785	15:25:08.136
7	1:17.365	+1.389	15:26:25.501
8	1:16.444	+0.468	15:27:41.945
9	1:15.976		15:28:57.921
(117) Ross Jackman			
1	1:20.374	+3.435	15:18:41.185
2	1:17.089	+0.150	15:19:58.274
3	1:17.715	+0.776	15:21:15.989
4	1:16.939		15:22:32.928
5	1:17.011	+0.072	15:23:49.939
6	1:17.692	+0.753	15:25:07.631
7	1:17.737	+0.798	15:26:25.368
8	1:17.661	+0.722	15:27:43.029
9	1:17.362	+0.423	15:29:00.391
(54) Bryn Owen			
1	1:21.525	+5.350	15:18:42.990
2	1:19.539	+3.364	15:20:02.529
3	1:18.122	+1.947	15:21:20.651
4	1:17.097	+0.922	15:22:37.748
5	1:16.947	+0.772	15:23:54.695
6	1:16.918	+0.743	15:25:11.613
7	1:16.175		15:26:27.788
8	1:16.620	+0.445	15:27:44.408
9	1:16.247	+0.072	15:29:00.655
(93) Rhodri Owen			
1	1:21.760	+5.090	15:18:42.877
2	1:19.165	+2.495	15:20:02.042
3	1:17.723	+1.053	15:21:19.765
4	1:17.240	+0.570	15:22:37.005
5	1:17.245	+0.575	15:23:54.250
6	1:17.130	+0.460	15:25:11.380
7	1:17.165	+0.495	15:26:28.545
8	1:16.670		15:27:45.215
9	1:17.011	+0.341	15:29:02.226

Lap	Lap Tm	Diff	Time of Day
(4) Jamie Edwards			
1	1:23.014	+5.985	15:18:45.473
2	1:19.516	+2.487	15:20:04.989
3	1:18.035	+1.006	15:21:23.024
4	1:17.288	+0.259	15:22:40.312
5	1:17.143	+0.114	15:23:57.455
6	1:17.183	+0.154	15:25:14.638
7	1:17.312	+0.283	15:26:31.950
8	1:17.278	+0.249	15:27:49.228
9	1:17.029		15:29:06.257
(77) Martin Jones			
1	1:21.425	+3.745	15:18:43.303
2	1:18.297	+0.617	15:20:01.600
3	1:18.777	+1.097	15:21:20.377
4	1:18.336	+0.656	15:22:38.713
5	1:18.578	+0.898	15:23:57.291
6	1:19.026	+1.346	15:25:16.317
7	1:18.046	+0.366	15:26:34.363
8	1:18.403	+0.723	15:27:52.766
9	1:17.680		15:29:10.446
(33) James Robinson			
1	1:21.489	+4.816	15:18:41.541
2	1:18.360	+1.687	15:19:59.901
3	1:17.671	+0.998	15:21:17.572
4	1:17.767	+1.094	15:22:35.339
5	1:17.073	+0.400	15:23:52.412
6	1:17.011	+0.338	15:25:09.423
7	1:17.245	+0.572	15:26:26.668
8	1:17.461	+0.788	15:27:44.129
9	1:16.673		15:29:00.802
(70) Wayne Bridges			
1	1:22.346	+4.329	15:18:43.598
2	1:19.546	+1.529	15:20:03.144
3	1:19.048	+1.031	15:21:22.192
4	1:18.807	+0.790	15:22:40.999
5	1:19.156	+1.139	15:24:00.155
6	1:18.823	+0.806	15:25:18.978
7	1:18.493	+0.476	15:26:37.471
8	1:18.017		15:27:55.488
9	1:18.868	+0.851	15:29:14.356
(22) Sam Nicholson			
1	1:23.325	+5.018	15:18:44.909
2	1:19.128	+0.821	15:20:04.037
3	1:18.737	+0.430	15:21:22.774
4	1:19.360	+1.053	15:22:42.134
5	1:18.446	+0.139	15:24:00.580
6	1:18.792	+0.485	15:25:19.372
7	1:18.487	+0.180	15:26:37.859
8	1:18.546	+0.239	15:27:56.405
9	1:18.307		15:29:14.712
(37) Scott Dootson			
1	1:26.069	+7.762	15:18:47.992
2	1:20.985	+2.678	15:20:08.977
3	1:20.038	+1.731	15:21:29.015
4	1:19.783	+1.476	15:22:48.798
5	1:19.089	+0.782	15:24:07.887

Timekeeper

Race Director

Weather / Track : Sunny / Dry

www.sportstimingsservices.co.uk





Thundersport GB - Rounds 5 and 6

Alto Digital Thundersport GP2 - GP3

Anglesey Circuit 1.550 Miles

Race 14

08/05/2011 15:17

Race started at 15:17:15



Lap	Lap Tm	Diff	Time of Day
6	1:18.626	+0.319	15:25:26.513
7	1:19.443	+1.136	15:26:45.956
8	1:18.889	+0.582	15:28:04.845
9	1:18.307		15:29:23.152

(30) Karl Corbett

Lap	Lap Tm	Diff	Time of Day
1	1:26.208	+4.674	15:18:48.495
2	1:23.876	+2.342	15:20:12.371
3	1:21.534		15:21:33.905
4	1:22.135	+0.601	15:22:56.040
5	1:21.836	+0.302	15:24:17.876
6	1:26.270	+4.736	15:25:44.146
7	1:24.207	+2.673	15:27:08.353
8	1:22.752	+1.218	15:28:31.105

(42) John Jones

Lap	Lap Tm	Diff	Time of Day
1	1:25.708	+1.940	15:18:47.760
2	1:24.392	+0.624	15:20:12.152
3	1:24.140	+0.372	15:21:36.292
4	1:24.566	+0.798	15:23:00.858
5	1:24.418	+0.650	15:24:25.276
6	1:24.127	+0.359	15:25:49.403
7	1:24.117	+0.349	15:27:13.520
8	1:23.768		15:28:37.288

(91) Greg Greenwood

Lap	Lap Tm	Diff	Time of Day
1	1:27.298	+4.404	15:18:49.545
2	1:23.849	+0.955	15:20:13.394
3	1:24.540	+1.646	15:21:37.934
4	1:24.886	+1.992	15:23:02.820
5	1:25.653	+2.759	15:24:28.473
6	1:23.301	+0.407	15:25:51.774
7	1:24.052	+1.158	15:27:15.826
8	1:22.894		15:28:38.720

(47) Nathan Hutchinson

Lap	Lap Tm	Diff	Time of Day
1	1:22.812	+2.616	15:18:44.527
2	1:20.196		15:20:04.723

Lap Lap Tm Diff Time of Day

Lap Lap Tm Diff Time of Day

Timekeeper

Race Director

Weather / Track : Sunny / Dry

www.sportstimeservices.co.uk

Printed: 08/05/2011 15:36:09





Thundersport GB - Rounds 5 and 6

Sorted on Best Lap time

Aprilia RRV450GP

Anglesey Circuit 1.550 Miles

Qualifying

07/05/2011 10:45

Qualifying started at 10:45:38

Pos	No.	Name	Bike	CC	Best Tm	Best Speed	Diff	In Lap	2nd Best
1	100	Connor Tagg	Aprilia	450	1:13.027	76.410		14	1:13.114
2	43	James Folkard	Aprilia	450	1:13.128	76.305	0.101	11	1:13.403
3	35	Jake Dixon	Aprilia	450	1:13.362	76.061	0.335	9	1:13.488
4	194	Jamie Thackeray	Aprilia	450	1:13.602	75.813	0.575	12	1:13.719
5	54	Sam Cox	Aprilia	450	1:13.736	75.675	0.709	13	1:14.014
6	99	Jordan Hole	Aprilia	450	1:14.765	74.634	1.738	15	1:15.453
7	195	Luke Thackeray	Aprilia	450	1:14.967	74.433	1.940	12	1:15.115
8	29	Phil Canessa	Aprilia	450	1:14.983	74.417	1.956	6	1:14.983
9	72	Brad Shaw	Aprilia	450	1:15.785	73.629	2.758	10	1:16.074
10	19	Blake Woulds	Aprilia	450	1:15.890	73.527	2.863	13	1:15.954
11	3	Michael Clifford	Aprilia	450	1:16.605	72.841	3.578	10	1:16.813
12	94	Phil Page	Aprilia	450	1:17.477	72.021	4.450	12	1:18.001
13	147	Thomas Strettle	Aprilia	450	1:17.667	71.845	4.640	12	1:18.356
14	8	Acea Webb	Aprilia	450	1:18.476	71.105	5.449	8	1:18.702

Timekeeper

Clerk of Course

Weather / Track : Overcast / Dry

www.sportstimeservices.co.uk

Printed: 07/05/2011 11:06:45





Thundersport GB - Rounds 5 and 6

Aprilia RRV450GP

Anglesey Circuit 1.550 Miles

Race 6 & 14 / Sunday 3 & 12

07/05/2011

Race

POLE POSITION

4 194 8	3 35 7	2 43 6	1 100 5	1
29 12	195 11	99 10	54 9	2
94	3	19 14	72 13	3
		8	147	4

Timekeeper

Clerk of Course

Weather / Track :

www.sportstimeservices.co.uk

Printed: 07/05/2011 11:08:30





Thundersport GB - Rounds 5 and 6

Sorted on Laps

Aprilia RRV450GP

Anglesey Circuit 1.550 Miles

Race 6

07/05/2011 14:53

Race started at 14:53:45

Pos	No.	Name	Bike	CC	Laps	Total Tm	Diff	Best Tm	Best Speed	Avg. Speed
1	43	James Folkard	Aprilia	450	10	13:26.967		1:18.883	70.738	69.148
2	35	Jake Dixon	Aprilia	450	10	13:32.871	5.904	1:19.739	69.978	68.646
3	100	Connor Tagg	Aprilia	450	10	13:33.018	6.051	1:19.191	70.463	68.633
4	72	Brad Shaw	Aprilia	450	10	13:46.201	19.234	1:20.683	69.160	67.538
5	54	Sam Cox	Aprilia	450	10	13:46.589	19.622	1:20.868	69.001	67.506
6	194	Jamie Thackeray	Aprilia	450	10	13:46.966	19.999	1:20.959	68.924	67.476
7	29	Phil Canessa	Aprilia	450	10	13:54.673	27.706	1:20.713	69.134	66.853
8	99	Jordan Hole	Aprilia	450	10	13:55.627	28.660	1:21.937	68.101	66.776
9	147	Thomas Strettle	Aprilia	450	10	14:13.625	46.658	1:23.823	66.569	65.368
10	195	Luke Thackeray	Aprilia	450	10	14:19.111	52.144	1:23.602	66.745	64.951
11	19	Blake Woulds	Aprilia	450	10	14:33.227	1:06.260	1:25.619	65.172	63.901
12	3	Michael Clifford	Aprilia	450	10	14:33.464	1:06.497	1:24.355	66.149	63.884
13	8	Acea Webb	Aprilia	450	9	13:31.760	1 Lap	1:28.403	63.120	61.866
14	94	Phil Page	Aprilia	450	9	13:32.944	1 Lap	1:28.639	62.952	61.775

Margin of Victory	Avg. Speed	Best Lap Tm	Best Speed	Best Lap by
5.904	69.148	1:18.883	70.738	43 - James Folkard

Timekeeper

Race Director

Weather / Track : Raining / Wet

www.sportstimservices.co.uk



Printed: 07/05/2011 15:09:14



Thundersport GB - Rounds 5 and 6

Lapchart

Aprilia RRV450GP

Anglesey Circuit 1.550 Miles

Race 6

07/05/2011 14:53

Race started at 14:53:45

Competitors

Laps

	0	1	2	3	4	5	6	7	8	9	10
Jake Dixon (35)	1	35	43	43	43	43	43	43	43	43	43
James Folkard (43)	2	43	35	35	35	35	35	35	35	35	35
Connor Tagg (100)	3	100	100	100	100	100	100	100	100	100	100
Jamie Thackeray (194)	4	194	54	54	54	72	72	72	72	72	72
Sam Cox (54)	5	54	194	194	194	54	54	54	54	54	54
Jordan Hole (99)	6	99	72	99	72	194	194	194	194	194	194
Luke Thackeray (195)	7	195	99	72	99	99	99	99	99	99	29
Brad Shaw (72)	8	72	147	147	147	29	29	29	29	29	99
Blake Woulds (19)	9	19	29	29	29	147	147	147	147	147	147
Phil Canessa (29)	10	29	19	19	19	195	195	195	195	195	195
Michael Clifford (3)	11	3	195	195	195	19	19	19	19	19	19
Phil Page (94)	12	94	94	94	3	3	3	3	3	3	3
Thomas Strettle (147)	13	147	3	3	94	94	94	94	94	8	8
Acea Webb (8)	14	8	8	8	8	8	8	8	8	94	94

Timekeeper

Race Director

Weather / Track : Raining / Wet

www.sportstimeservices.co.uk

Printed: 07/05/2011 15:10:51





Thundersport GB - Rounds 5 and 6

Aprilia RRV450GP

Anglesey Circuit 1.550 Miles

Race 6

07/05/2011 14:53

Race started at 14:53:45

Lap	Lap Tm	Diff	Time of Day
(43) James Folkard			
1	1:26.515	+7.632	14:55:11.633
2	1:21.416	+2.533	14:56:33.049
3	1:19.936	+1.053	14:57:52.985
4	1:19.381	+0.498	14:59:12.366
5	1:20.119	+1.236	15:00:32.485
6	1:20.234	+1.351	15:01:52.719
7	1:19.190	+0.307	15:03:11.909
8	1:18.883		15:04:30.792
9	1:19.404	+0.521	15:05:50.196
10	1:21.887	+3.004	15:07:12.083

Lap	Lap Tm	Diff	Time of Day
(35) Jake Dixon			
1	1:27.839	+8.100	14:55:12.955
2	1:22.429	+2.690	14:56:35.384
3	1:21.092	+1.353	14:57:56.476
4	1:21.291	+1.552	14:59:17.767
5	1:20.461	+0.722	15:00:38.228
6	1:20.179	+0.440	15:01:58.407
7	1:19.923	+0.184	15:03:18.330
8	1:19.739		15:04:38.069
9	1:19.757	+0.018	15:05:57.826
10	1:20.161	+0.422	15:07:17.987

Lap	Lap Tm	Diff	Time of Day
(100) Connor Tagg			
1	1:28.889	+9.698	14:55:14.017
2	1:22.278	+3.087	14:56:36.295
3	1:20.924	+1.733	14:57:57.219
4	1:20.945	+1.754	14:59:18.164
5	1:20.893	+1.702	15:00:39.057
6	1:20.311	+1.120	15:01:59.368
7	1:20.058	+0.867	15:03:19.426
8	1:19.981	+0.790	15:04:39.407
9	1:19.191		15:05:58.598
10	1:19.536	+0.345	15:07:18.134

Lap	Lap Tm	Diff	Time of Day
(72) Brad Shaw			
1	1:27.019	+6.336	14:55:15.236
2	1:22.872	+2.189	14:56:38.108
3	1:22.124	+1.441	14:58:00.232
4	1:21.739	+1.056	14:59:21.971
5	1:21.845	+1.162	15:00:43.816
6	1:21.815	+1.132	15:02:05.631
7	1:21.864	+1.181	15:03:27.495
8	1:21.547	+0.864	15:04:49.042
9	1:20.683		15:06:09.725
10	1:21.592	+0.909	15:07:31.317

Lap	Lap Tm	Diff	Time of Day
(54) Sam Cox			
1	1:26.692	+5.824	14:55:14.475
2	1:22.829	+1.961	14:56:37.304
3	1:22.405	+1.537	14:57:59.709
4	1:22.582	+1.714	14:59:22.291
5	1:21.971	+1.103	15:00:44.262
6	1:21.935	+1.067	15:02:06.197
7	1:21.492	+0.624	15:03:27.689
8	1:21.922	+1.054	15:04:49.611
9	1:20.868		15:06:10.479
10	1:21.226	+0.358	15:07:31.705

Lap	Lap Tm	Diff	Time of Day
(194) Jamie Thackeray			
1	1:27.161	+6.202	14:55:14.772
2	1:22.617	+1.658	14:56:37.389
3	1:22.630	+1.671	14:58:00.019
4	1:22.612	+1.653	14:59:22.631
5	1:21.936	+0.977	15:00:44.567
6	1:22.071	+1.112	15:02:06.638
7	1:21.350	+0.391	15:03:27.988
8	1:21.966	+1.007	15:04:49.954
9	1:20.959		15:06:10.913
10	1:21.169	+0.210	15:07:32.082

Lap	Lap Tm	Diff	Time of Day
(29) Phil Canessa			
1	1:30.412	+9.699	14:55:18.744
2	1:24.719	+4.006	14:56:43.463
3	1:23.768	+3.055	14:58:07.231
4	1:22.883	+2.170	14:59:30.114
5	1:22.684	+1.971	15:00:52.798
6	1:22.355	+1.642	15:02:15.153
7	1:21.367	+0.654	15:03:36.520
8	1:21.492	+0.779	15:04:58.012
9	1:21.064	+0.351	15:06:19.076
10	1:20.713		15:07:39.789

Lap	Lap Tm	Diff	Time of Day
(99) Jordan Hole			
1	1:27.502	+5.565	14:55:15.368
2	1:22.437	+0.500	14:56:37.805
3	1:22.776	+0.839	14:58:00.581
4	1:22.864	+0.927	14:59:23.445
5	1:22.425	+0.488	15:00:45.870
6	1:23.200	+1.263	15:02:09.070
7	1:22.751	+0.814	15:03:31.821
8	1:23.170	+1.233	15:04:54.991
9	1:21.937		15:06:16.928
10	1:23.815	+1.878	15:07:40.743

Lap	Lap Tm	Diff	Time of Day
(147) Thomas Strettle			
1	1:28.865	+5.042	14:55:17.540
2	1:24.690	+0.867	14:56:42.230
3	1:24.605	+0.782	14:58:06.835
4	1:23.823		14:59:30.658
5	1:23.912	+0.089	15:00:54.570
6	1:24.478	+0.655	15:02:19.048
7	1:24.990	+1.167	15:03:44.038
8	1:25.066	+1.243	15:05:09.104
9	1:24.699	+0.876	15:06:33.803
10	1:24.938	+1.115	15:07:58.741

Lap	Lap Tm	Diff	Time of Day
(195) Luke Thackeray			
1	1:31.770	+8.168	14:55:19.898
2	1:27.035	+3.433	14:56:46.933
3	1:26.865	+3.263	14:58:13.798
4	1:24.855	+1.253	14:59:38.653
5	1:25.377	+1.775	15:01:04.030
6	1:23.962	+0.360	15:02:27.992
7	1:24.766	+1.164	15:03:52.758
8	1:24.211	+0.609	15:05:16.969
9	1:23.602		15:06:40.571
10	1:23.656	+0.054	15:08:04.227

(19) Blake Woulds

Lap	Lap Tm	Diff	Time of Day
1	1:30.636	+5.017	14:55:18.896
2	1:27.528	+1.909	14:56:46.424
3	1:27.239	+1.620	14:58:13.663
4	1:26.706	+1.087	14:59:40.369
5	1:26.571	+0.952	15:01:06.940
6	1:26.554	+0.935	15:02:33.494
7	1:26.975	+1.356	15:04:00.469
8	1:26.397	+0.778	15:05:26.866
9	1:25.858	+0.239	15:06:52.724
10	1:25.619		15:08:18.343

Lap	Lap Tm	Diff	Time of Day
(3) Michael Clifford			
1	1:33.149	+8.794	14:55:21.651
2	1:29.177	+4.822	14:56:50.828
3	1:27.835	+3.480	14:58:18.663
4	1:27.059	+2.704	14:59:45.722
5	1:27.847	+3.492	15:01:13.569
6	1:26.037	+1.682	15:02:39.606
7	1:25.510	+1.155	15:04:05.116
8	1:24.508	+0.153	15:05:29.624
9	1:24.601	+0.246	15:06:54.225
10	1:24.355		15:08:18.580

Lap	Lap Tm	Diff	Time of Day
(8) Acea Webb			
1	1:33.679	+5.276	14:55:22.610
2	1:29.430	+1.027	14:56:52.040
3	1:28.403		14:58:20.443
4	1:29.774	+1.371	14:59:50.217
5	1:30.651	+2.248	15:01:20.868
6	1:28.722	+0.319	15:02:49.590
7	1:28.822	+0.419	15:04:18.412
8	1:29.340	+0.937	15:05:47.752
9	1:29.124	+0.721	15:07:16.876

Lap	Lap Tm	Diff	Time of Day
(94) Phil Page			
1	1:32.568	+3.929	14:55:21.120
2	1:29.610	+0.971	14:56:50.730
3	1:29.577	+0.938	14:58:20.307
4	1:29.775	+1.136	14:59:50.082
5	1:30.187	+1.548	15:01:20.269
6	1:28.639		15:02:48.908
7	1:29.377	+0.738	15:04:18.285
8	1:30.323	+1.684	15:05:48.608
9	1:29.452	+0.813	15:07:18.060

Timekeeper

Race Director

Weather / Track : Raining / Wet

www.sportstimingsservices.co.uk

Printed: 07/05/2011 15:11:35





Thundersport GB - Rounds 5 and 6

Sorted on Laps

Aprilia RRV450GP

Anglesey Circuit 1.550 Miles

Race 14

08/05/2011 10:09

Race started at 10:09:12

Pos	No.	Name	Bike	CC	Laps	Total Tm	Diff	Best Tm	Best Speed	Avg. Speed
1	43	James Folkard	Aprilia	450	10	12:57.229		1:15.381	74.024	71.794
2	35	Jake Dixon	Aprilia	450	10	13:05.199	7.970	1:17.176	72.302	71.065
3	54	Sam Cox	Aprilia	450	10	13:08.856	11.627	1:16.906	72.556	70.735
4	99	Jordan Hole	Aprilia	450	10	13:11.623	14.394	1:17.657	71.854	70.488
5	100	Connor Tagg	Aprilia	450	10	13:17.487	20.258	1:15.946	73.473	69.970
6	194	Jamie Thackeray	Aprilia	450	10	13:19.829	22.600	1:16.032	73.390	69.765
7	72	Brad Shaw	Aprilia	450	10	13:25.048	27.819	1:18.374	71.197	69.313
8	147	Thomas Strettle	Aprilia	450	10	13:32.568	35.339	1:17.434	72.061	68.671
9	195	Luke Thackeray	Aprilia	450	10	13:32.612	35.383	1:17.568	71.937	68.667
10	19	Blake Woulds	Aprilia	450	10	13:37.238	40.009	1:19.101	70.543	68.279
11	3	Michael Clifford	Aprilia	450	10	13:37.315	40.086	1:17.639	71.871	68.272
12	8	Acea Webb	Aprilia	450	10	13:56.953	59.724	1:21.120	68.787	66.670

Not classified										
DNF	29	Phil Canessa	Aprilia	450	8	10:41.865	DNF	1:16.639	72.809	69.547
DNF	94	Phil Page	Aprilia	450		7.808	DNF		-	-

Margin of Victory	Avg. Speed	Best Lap Tm	Best Speed	Best Lap by
7.970	71.794	1:15.381	74.024	43 - James Folkard

Timekeeper

Race Director

Weather / Track : Sunny / Drying

www.sportstimservices.co.uk





Thundersport GB - Rounds 5 and 6

Lapchart

Aprilia RRV450GP

Anglesey Circuit 1.550 Miles

Race 14

08/05/2011 10:09

Race started at 10:09:12

Competitors

Laps

	0	1	2	3	4	5	6	7	8	9	10
Jake Dixon (35)	1	35	35	35	35	35	43	43	43	43	43
Connor Tagg (100)	2	100	99	99	99	43	43	35	35	35	35
James Folkard (43)	3	43	43	43	43	99	99	54	54	54	54
Jamie Thackeray (194)	4	194	72	54	54	54	54	99	99	99	99
Jordan Hole (99)	5	99	54	72	72	72	29	29	29	100	100
Sam Cox (54)	6	54	194	194	29	29	29	72	72	100	194
Luke Thackeray (195)	7	195	19	19	194	194	194	194	72	72	72
Phil Canessa (29)	8	29	147	147	19	100	100	100	100	194	195
Brad Shaw (72)	9	72	100	100	100	19	147	147	147	147	195
Blake Woulds (19)	10	19	29	29	147	147	19	19	19	195	19
Michael Clifford (3)	11	3	195	195	195	195	195	195	195	19	3
Thomas Strettle (147)	12	147	3	3	3	3	3	3	3	3	8
Phil Page (94)	13	94	8	8	8	8	8	8	8	8	
Acea Webb (8)	14	8									

Timekeeper

Race Director

Weather / Track : Sunny / Drying

www.sportstimeservices.co.uk

Printed: 08/05/2011 10:25:22





Thundersport GB - Rounds 5 and 6

Aprilia RRV450GP

Anglesey Circuit 1.550 Miles

Race 14

08/05/2011 10:09

Race started at 10:09:12

Lap	Lap Tm	Diff	Time of Day
(43) James Folkard			
1	1:30.593	+15.212	10:10:43.344
2	1:18.850	+3.469	10:12:02.194
3	1:16.449	+1.068	10:13:18.643
4	1:16.243	+0.862	10:14:34.886
5	1:15.865	+0.484	10:15:50.751
6	1:15.690	+0.309	10:17:06.441
7	1:15.381		10:18:21.822
8	1:15.758	+0.377	10:19:37.580
9	1:15.963	+0.582	10:20:53.543
10	1:16.415	+1.034	10:22:09.958

(35) Jake Dixon			
1	1:27.687	+10.511	10:10:40.416
2	1:17.799	+0.623	10:11:58.215
3	1:17.176		10:13:15.391
4	1:17.420	+0.244	10:14:32.811
5	1:17.226	+0.050	10:15:50.037
6	1:17.356	+0.180	10:17:07.393
7	1:17.452	+0.276	10:18:24.845
8	1:17.616	+0.440	10:19:42.461
9	1:17.692	+0.516	10:21:00.153
10	1:17.775	+0.599	10:22:17.928

(54) Sam Cox			
1	1:23.954	+7.048	10:10:43.790
2	1:18.921	+2.015	10:12:02.711
3	1:17.430	+0.524	10:13:20.141
4	1:17.340	+0.434	10:14:37.481
5	1:16.906		10:15:54.387
6	1:17.298	+0.392	10:17:11.685
7	1:17.279	+0.373	10:18:28.964
8	1:17.331	+0.425	10:19:46.295
9	1:17.249	+0.343	10:21:03.544
10	1:18.041	+1.135	10:22:21.585

(99) Jordan Hole			
1	1:21.684	+4.027	10:10:41.424
2	1:17.657		10:11:59.081
3	1:18.266	+0.609	10:13:17.347
4	1:18.193	+0.536	10:14:35.540
5	1:18.066	+0.409	10:15:53.606
6	1:17.790	+0.133	10:17:11.396
7	1:18.261	+0.604	10:18:29.657
8	1:18.251	+0.594	10:19:47.908
9	1:17.899	+0.242	10:21:05.807
10	1:18.545	+0.888	10:22:24.352

(100) Connor Tagg			
1	1:35.149	+19.203	10:10:47.881
2	1:21.530	+5.584	10:12:09.411
3	1:20.963	+5.017	10:13:30.374
4	1:19.075	+3.129	10:14:49.449
5	1:17.628	+1.682	10:16:07.077
6	1:16.998	+1.052	10:17:24.075
7	1:17.227	+1.281	10:18:41.302
8	1:16.056	+0.110	10:19:57.358
9	1:15.946		10:21:13.304
10	1:16.912	+0.966	10:22:30.216

Lap	Lap Tm	Diff	Time of Day
(194) Jamie Thackeray			
1	1:26.426	+10.394	10:10:45.977
2	1:21.872	+5.840	10:12:07.849
3	1:21.037	+5.005	10:13:28.886
4	1:18.906	+2.874	10:14:47.792
5	1:18.148	+2.116	10:16:05.940
6	1:17.992	+1.960	10:17:23.932
7	1:17.156	+1.124	10:18:41.088
8	1:18.164	+2.132	10:19:59.252
9	1:17.274	+1.242	10:21:16.526
10	1:16.032		10:22:32.558

(72) Brad Shaw			
1	1:23.583	+5.209	10:10:43.646
2	1:20.125	+1.751	10:12:03.771
3	1:19.471	+1.097	10:13:23.242
4	1:19.387	+1.013	10:14:42.629
5	1:20.388	+2.014	10:16:03.017
6	1:18.374		10:17:21.391
7	1:18.887	+0.513	10:18:40.278
8	1:18.783	+0.409	10:19:59.061
9	1:18.723	+0.349	10:21:17.784
10	1:19.993	+1.619	10:22:37.777

(147) Thomas Strettle			
1	1:26.237	+8.803	10:10:46.593
2	1:22.368	+4.934	10:12:08.961
3	1:21.941	+4.507	10:13:30.902
4	1:20.041	+2.607	10:14:50.943
5	1:19.671	+2.237	10:16:10.614
6	1:19.826	+2.392	10:17:30.440
7	1:19.705	+2.271	10:18:50.145
8	1:19.777	+2.343	10:20:09.922
9	1:17.941	+0.507	10:21:27.863
10	1:17.434		10:22:45.297

(195) Luke Thackeray			
1	1:29.216	+11.648	10:10:49.189
2	1:23.040	+5.472	10:12:12.229
3	1:21.283	+3.715	10:13:33.512
4	1:20.601	+3.033	10:14:54.113
5	1:19.748	+2.180	10:16:13.861
6	1:18.833	+1.265	10:17:32.694
7	1:18.570	+1.002	10:18:51.264
8	1:18.713	+1.145	10:20:09.977
9	1:17.568		10:21:27.545
10	1:17.796	+0.228	10:22:45.341

(19) Blake Woulds			
1	1:26.148	+7.047	10:10:46.284
2	1:22.423	+3.322	10:12:08.707
3	1:21.384	+2.283	10:13:30.091
4	1:20.645	+1.544	10:14:50.736
5	1:20.728	+1.627	10:16:11.464
6	1:20.137	+1.036	10:17:31.601
7	1:19.562	+0.461	10:18:51.163
8	1:19.946	+0.845	10:20:11.109
9	1:19.101		10:21:30.210
10	1:19.757	+0.656	10:22:49.967

(3) Michael Clifford

Lap	Lap Tm	Diff	Time of Day
(8) Acea Webb			
1	1:29.629	+11.990	10:10:49.876
2	1:25.251	+7.612	10:12:15.127
3	1:23.447	+5.808	10:13:38.574
4	1:20.427	+2.788	10:14:59.001
5	1:19.817	+2.178	10:16:18.818
6	1:18.839	+1.200	10:17:37.657
7	1:18.452	+0.813	10:18:56.109
8	1:18.255	+0.616	10:20:14.364
9	1:18.041	+0.402	10:21:32.405
10	1:17.639		10:22:50.044

(8) Acea Webb			
1	1:29.301	+8.181	10:10:50.098
2	1:25.636	+4.516	10:12:15.734
3	1:24.011	+2.891	10:13:39.745
4	1:21.772	+0.652	10:15:01.517
5	1:21.630	+0.510	10:16:23.147
6	1:21.292	+0.172	10:17:44.439
7	1:21.681	+0.561	10:19:06.120
8	1:21.203	+0.083	10:20:27.323
9	1:21.239	+0.119	10:21:48.562
10	1:21.120		10:23:09.682

(29) Phil Canessa			
1	1:28.314	+11.675	10:10:48.335
2	1:21.872	+5.233	10:12:10.207
3	1:18.289	+1.650	10:13:28.496
4	1:17.489	+0.850	10:14:45.985
5	1:17.096	+0.457	10:16:03.081
6	1:16.954	+0.315	10:17:20.035
7	1:17.920	+1.281	10:18:37.955
8	1:16.639		10:19:54.594

Timekeeper

Race Director

Weather / Track : Sunny / Drying

www.sportstimingsservices.co.uk

Printed: 08/05/2011 10:26:13





Thundersport GB - Rounds 5 and 6

Sorted on Laps

Aprilia RRV450GP

Anglesey Circuit 1.550 Miles

Race 7

08/05/2011 12:23

Race started at 12:23:24

Pos	No.	Name	Bike	CC	Laps	Total Tm	Diff	Best Tm	Best Speed	Avg. Speed
1	43	James Folkard	Aprilia	450	9	11:08.789		1:13.202	76.227	75.091
2	100	Connor Tagg	Aprilia	450	9	11:10.032	1.243	1:12.469	76.998	74.952
3	35	Jake Dixon	Aprilia	450	9	11:17.465	8.676	1:13.702	75.710	74.129
4	194	Jamie Thackeray	Aprilia	450	9	11:17.820	9.031	1:13.801	75.609	74.090
5	3	Michael Clifford	Aprilia	450	9	11:33.850	25.061	1:15.414	73.992	72.379
6	99	Jordan Hole	Aprilia	450	9	11:34.267	25.478	1:15.112	74.289	72.335
7	195	Luke Thackeray	Aprilia	450	9	11:34.784	25.995	1:14.352	75.048	72.281
8	19	Blake Woulds	Aprilia	450	9	11:41.453	32.664	1:15.896	73.522	71.594
9	8	Acea Webb	Aprilia	450	9	11:59.774	50.985	1:18.313	71.253	69.772

Not classified

DNF	72	Brad Shaw	Aprilia	450	6	7:50.821	DNF	1:15.392	74.013	71.110
DNF	147	Thomas Strettle	Aprilia	450	4	5:22.435	DNF	1:16.984	72.483	69.223
DNF	54	Sam Cox	Aprilia	450		4.747	DNF	-	-	-
DNF	29	Phil Canessa	Aprilia	450		6.476	DNF	-	-	-
DNF	94	Phil Page	Aprilia	450		7.023	DNF	-	-	-

Margin of Victory	Avg. Speed	Best Lap Tm	Best Speed	Best Lap by
1.243	75.091	1:12.469	76.998	100 - Connor Tagg

Timekeeper

Race Director

Weather / Track : Sunny / Dry

www.sportstimeservices.co.uk



Printed: 08/05/2011 12:35:33



Thundersport GB - Rounds 5 and 6

Lapchart

Aprilia RRV450GP

Anglesey Circuit 1.550 Miles

Race 7

08/05/2011 12:23

Race started at 12:23:24

Competitors

Laps

	0	1	2	3	4	5	6	7	8	9
Connor Tagg (100)	1	100	43	43	43	43	43	43	43	43
James Folkard (43)	2	43	35	35	100	100	100	100	100	100
Jake Dixon (35)	3	35	100	100	35	35	35	35	35	35
Sam Cox (54)	4	54	194	194	194	194	194	194	194	194
Jamie Thackeray (194)	5	194	99	3	3	3	3	3	3	3
Jordan Hole (99)	6	99	3	99	99	99	99	99	99	99
Phil Canessa (29)	7	29	72	72	195	195	195	195	195	195
Luke Thackeray (195)	8	195	19	19	72	72	72	19	19	19
Blake Woulds (19)	9	19	195	195	19	19	19	19	8	8
Brad Shaw (72)	10	72	147	147	147	147	8	8		
Michael Clifford (3)	11	3	8	8	8	8				
Thomas Strettle (147)	12	147								
Phil Page (94)	13	94								
Acea Webb (8)	14	8								

Timekeeper

Race Director

Weather / Track : Sunny / Dry

www.sportstimeservices.co.uk

Printed: 08/05/2011 12:36:20





Thundersport GB - Rounds 5 and 6

Aprilia RRV450GP

Anglesey Circuit 1.550 Miles

Race 7

08/05/2011 12:23

Race started at 12:23:24

Lap	Lap Tm	Diff	Time of Day
(43) James Folkard			
1	1:21.451	+8.249	12:24:45.698
2	1:13.469	+0.267	12:25:59.167
3	1:13.202		12:27:12.369
4	1:13.330	+0.128	12:28:25.699
5	1:13.564	+0.362	12:29:39.263
6	1:13.332	+0.130	12:30:52.595
7	1:13.253	+0.051	12:32:05.848
8	1:13.446	+0.244	12:33:19.294
9	1:13.721	+0.519	12:34:33.015

Lap	Lap Tm	Diff	Time of Day
(100) Connor Tagg			
1	1:23.589	+11.120	12:24:47.815
2	1:14.648	+2.179	12:26:02.463
3	1:14.202	+1.733	12:27:16.665
4	1:13.584	+1.115	12:28:30.249
5	1:12.962	+0.493	12:29:43.211
6	1:13.169	+0.700	12:30:56.380
7	1:12.499	+0.030	12:32:08.879
8	1:12.469		12:33:21.348
9	1:12.910	+0.441	12:34:34.258

Lap	Lap Tm	Diff	Time of Day
(35) Jake Dixon			
1	1:23.415	+9.713	12:24:47.670
2	1:14.690	+0.988	12:26:02.360
3	1:14.761	+1.059	12:27:17.121
4	1:14.223	+0.521	12:28:31.344
5	1:14.234	+0.532	12:29:45.578
6	1:14.192	+0.490	12:30:59.770
7	1:14.364	+0.662	12:32:14.134
8	1:13.855	+0.153	12:33:27.989
9	1:13.702		12:34:41.691

Lap	Lap Tm	Diff	Time of Day
(194) Jamie Thackeray			
1	1:18.111	+4.310	12:24:48.294
2	1:14.961	+1.160	12:26:03.255
3	1:14.181	+0.380	12:27:17.436
4	1:14.218	+0.417	12:28:31.654
5	1:14.171	+0.370	12:29:45.825
6	1:14.172	+0.371	12:30:59.997
7	1:14.268	+0.467	12:32:14.265
8	1:13.980	+0.179	12:33:28.245
9	1:13.801		12:34:42.046

Lap	Lap Tm	Diff	Time of Day
(3) Michael Clifford			
1	1:21.065	+5.651	12:24:51.962
2	1:15.791	+0.377	12:26:07.753
3	1:15.414		12:27:23.167
4	1:15.683	+0.269	12:28:38.850
5	1:15.447	+0.033	12:29:54.297
6	1:15.848	+0.434	12:31:10.145
7	1:16.254	+0.840	12:32:26.399
8	1:16.213	+0.799	12:33:42.612
9	1:15.464	+0.050	12:34:58.076

Lap	Lap Tm	Diff	Time of Day
(99) Jordan Hole			
1	1:21.016	+5.904	12:24:51.408
2	1:17.079	+1.967	12:26:08.487
3	1:16.617	+1.505	12:27:25.104
4	1:16.149	+1.037	12:28:41.253

Lap	Lap Tm	Diff	Time of Day
5	1:16.095	+0.983	12:29:57.348
6	1:15.593	+0.481	12:31:12.941
7	1:15.205	+0.093	12:32:28.146
8	1:15.235	+0.123	12:33:43.381
9	1:15.112		12:34:58.493

Lap	Lap Tm	Diff	Time of Day
(195) Luke Thackeray			
1	1:22.549	+8.197	12:24:53.310
2	1:17.927	+3.575	12:26:11.237
3	1:16.672	+2.320	12:27:27.909
4	1:15.858	+1.506	12:28:43.767
5	1:15.399	+1.047	12:29:59.166
6	1:15.417	+1.065	12:31:14.583
7	1:15.026	+0.674	12:32:29.609
8	1:15.049	+0.697	12:33:44.658
9	1:14.352		12:34:59.010

Lap	Lap Tm	Diff	Time of Day
(19) Blake Woulds			
1	1:22.353	+6.457	12:24:53.172
2	1:17.829	+1.933	12:26:11.001
3	1:17.677	+1.781	12:27:28.678
4	1:16.689	+0.793	12:28:45.367
5	1:16.095	+0.199	12:30:01.462
6	1:15.986	+0.090	12:31:17.448
7	1:16.214	+0.318	12:32:33.662
8	1:15.896		12:33:49.558
9	1:16.121	+0.225	12:35:05.679

Lap	Lap Tm	Diff	Time of Day
(8) Acea Webb			
1	1:23.188	+4.875	12:24:54.542
2	1:19.204	+0.891	12:26:13.746
3	1:18.344	+0.031	12:27:32.090
4	1:18.398	+0.085	12:28:50.488
5	1:18.801	+0.488	12:30:09.289
6	1:18.471	+0.158	12:31:27.760
7	1:18.313		12:32:46.073
8	1:18.807	+0.494	12:34:04.880
9	1:19.120	+0.807	12:35:24.000

Lap	Lap Tm	Diff	Time of Day
(72) Brad Shaw			
1	1:22.046	+6.654	12:24:52.877
2	1:18.082	+2.690	12:26:10.959
3	1:17.579	+2.187	12:27:28.538
4	1:15.594	+0.202	12:28:44.132
5	1:15.523	+0.131	12:29:59.655
6	1:15.392		12:31:15.047

Lap	Lap Tm	Diff	Time of Day
(147) Thomas Strettle			
1	1:22.469	+5.485	12:24:53.533
2	1:18.400	+1.416	12:26:11.933
3	1:17.744	+0.760	12:27:29.677
4	1:16.984		12:28:46.661

Timekeeper

Race Director

Weather / Track : Sunny / Dry

www.sportstimingsservices.co.uk

Printed: 08/05/2011 12:37:11





Thundersport GB - Rounds 5 and 6

Sorted on Laps

Aprilia RRV450GP

Anglesey Circuit 1.550 Miles

Race 12

08/05/2011 14:40

Race started at 14:40:16

Pos	No.	Name	Bike	CC	Laps	Total Tm	Diff	Best Tm	Best Speed	Avg. Speed
1	43	James Folkard	Aprilia	450	9	11:10.613		1:13.206	76.223	74.887
2	100	Connor Tagg	Aprilia	450	9	11:11.981	1.368	1:12.399	77.073	74.734
3	35	Jake Dixon	Aprilia	450	9	11:16.410	5.797	1:13.696	75.716	74.245
4	194	Jamie Thackeray	Aprilia	450	9	11:23.162	12.549	1:14.463	74.937	73.511
5	19	Blake Woulds	Aprilia	450	9	11:35.697	25.084	1:15.054	74.346	72.187
6	3	Michael Clifford	Aprilia	450	9	11:36.215	25.602	1:15.860	73.557	72.133
7	99	Jordan Hole	Aprilia	450	9	11:36.472	25.859	1:15.353	74.051	72.106
8	195	Luke Thackeray	Aprilia	450	9	11:36.610	25.997	1:14.894	74.505	72.092
9	72	Brad Shaw	Aprilia	450	9	11:37.180	26.567	1:15.665	73.746	72.033
10	8	Acea Webb	Aprilia	450	9	11:56.534	45.921	1:16.927	72.536	70.087
11	94	Phil Page	Aprilia	450	9	11:57.788	47.175	1:17.627	71.882	69.965
12	147	Thomas Strettle	Aprilia	450	9	11:59.160	48.547	1:17.590	71.916	69.831
13	29	Phil Canessa	Aprilia	450	8	11:07.744	1 Lap	1:19.170	70.481	66.852

Not classified

DNF	54	Sam Cox	Aprilia	450	4	5:15.345	DNF	1:15.481	73.926	70.780
-----	----	---------	---------	-----	---	----------	-----	----------	--------	--------

Margin of Victory	Avg. Speed	Best Lap Tm	Best Speed	Best Lap by
1.368	74.887	1:12.399	77.073	100 - Connor Tagg

Timekeeper

Race Director

Weather / Track : Sunny / Dry

www.sportstimservices.co.uk



Printed: 08/05/2011 14:53:30



Thundersport GB - Rounds 5 and 6

Lapchart

Aprilia RRV450GP

Anglesey Circuit 1.550 Miles

Race 12

08/05/2011 14:40

Race started at 14:40:16

Competitors

Laps

	0	1	2	3	4	5	6	7	8	9
Jake Dixon (35)	1	35	43	43	43	43	43	43	43	43
James Folkard (43)	2	43	35	35	35	35	35	100	100	100
Connor Tagg (100)	3	100	194	194	100	100	100	100	35	35
Jamie Thackeray (194)	4	194	100	100	194	194	194	194	194	194
Sam Cox (54)	5	54	3	3	3	3	3	3	3	19
Jordan Hole (99)	6	99	99	99	99	54	99	19	19	19
Luke Thackeray (195)	7	195	19	54	54	99	19	195	195	195
Blake Woulds (19)	8	19	54	19	19	19	195	99	99	195
Brad Shaw (72)	9	72	72	72	195	195	72	72	72	72
Michael Clifford (3)	10	3	195	195	72	72	8	8	8	8
Thomas Strettle (147)	11	147	147	147	147	147	147	147	94	94
Phil Page (94)	12	94	8	8	8	8	94	94	94	147
Acea Webb (8)	13	8	94	94	94	94	29	29	29	29
Phil Canessa (29)	14	29	29	29	29	29				

Timekeeper

Race Director

Weather / Track : Sunny / Dry

www.sportstimeservices.co.uk

Printed: 08/05/2011 14:54:29





Thundersport GB - Rounds 5 and 6

Aprilia RRV450GP

Anglesey Circuit 1.550 Miles

Race 12

08/05/2011 14:40

Race started at 14:40:16

Lap	Lap Tm	Diff	Time of Day
(43) James Folkard			
1	1:22.781	+9.575	14:41:38.809
2	1:13.482	+0.276	14:42:52.291
3	1:13.596	+0.390	14:44:05.887
4	1:13.228	+0.022	14:45:19.115
5	1:13.206		14:46:32.321
6	1:13.454	+0.248	14:47:45.775
7	1:13.626	+0.420	14:48:59.401
8	1:13.500	+0.294	14:50:12.901
9	1:13.731	+0.525	14:51:26.632

Lap	Lap Tm	Diff	Time of Day
(100) Connor Tagg			
1	1:26.060	+13.661	14:41:42.091
2	1:14.813	+2.414	14:42:56.904
3	1:13.440	+1.041	14:44:10.344
4	1:13.521	+1.122	14:45:23.865
5	1:12.903	+0.504	14:46:36.768
6	1:13.496	+1.097	14:47:50.264
7	1:12.903	+0.504	14:49:03.167
8	1:12.434	+0.035	14:50:15.601
9	1:12.399		14:51:28.000

Lap	Lap Tm	Diff	Time of Day
(35) Jake Dixon			
1	1:24.012	+10.316	14:41:40.031
2	1:14.184	+0.488	14:42:54.215
3	1:13.696		14:44:07.911
4	1:13.987	+0.291	14:45:21.898
5	1:13.971	+0.275	14:46:35.869
6	1:14.349	+0.653	14:47:50.218
7	1:14.130	+0.434	14:49:04.348
8	1:13.872	+0.176	14:50:18.220
9	1:14.209	+0.513	14:51:32.429

Lap	Lap Tm	Diff	Time of Day
(194) Jamie Thackeray			
1	1:17.864	+3.401	14:41:41.175
2	1:15.078	+0.615	14:42:56.253
3	1:14.648	+0.185	14:44:10.901
4	1:14.690	+0.227	14:45:25.591
5	1:14.597	+0.134	14:46:40.188
6	1:14.796	+0.333	14:47:54.984
7	1:14.788	+0.325	14:49:09.772
8	1:14.946	+0.483	14:50:24.718
9	1:14.463		14:51:39.181

Lap	Lap Tm	Diff	Time of Day
(19) Blake Woulds			
1	1:19.420	+4.366	14:41:43.355
2	1:17.241	+2.187	14:43:00.596
3	1:15.520	+0.466	14:44:16.116
4	1:15.853	+0.799	14:45:31.969
5	1:16.072	+1.018	14:46:48.041
6	1:16.179	+1.125	14:48:04.220
7	1:16.396	+1.342	14:49:20.616
8	1:16.046	+0.992	14:50:36.662
9	1:15.054		14:51:51.716

Lap	Lap Tm	Diff	Time of Day
(3) Michael Clifford			
1	1:18.580	+2.720	14:41:42.642
2	1:16.000	+0.140	14:42:58.642
3	1:16.268	+0.408	14:44:14.910
4	1:16.285	+0.425	14:45:31.195

Lap	Lap Tm	Diff	Time of Day
5	1:16.218	+0.358	14:46:47.413
6	1:16.597	+0.737	14:48:04.010
7	1:16.338	+0.478	14:49:20.348
8	1:16.026	+0.166	14:50:36.374
9	1:15.860		14:51:52.234

Lap	Lap Tm	Diff	Time of Day
(99) Jordan Hole			
1	1:19.307	+3.954	14:41:42.950
2	1:16.082	+0.729	14:42:59.032
3	1:16.117	+0.764	14:44:15.149
4	1:16.350	+0.997	14:45:31.499
5	1:16.151	+0.798	14:46:47.650
6	1:17.375	+2.022	14:48:05.025
7	1:16.129	+0.776	14:49:21.154
8	1:15.984	+0.631	14:50:37.138
9	1:15.353		14:51:52.491

Lap	Lap Tm	Diff	Time of Day
(195) Luke Thackeray			
1	1:20.909	+6.015	14:41:44.618
2	1:16.839	+1.945	14:43:01.457
3	1:14.894		14:44:16.351
4	1:16.276	+1.382	14:45:32.627
5	1:15.677	+0.783	14:46:48.304
6	1:16.236	+1.342	14:48:04.540
7	1:16.404	+1.510	14:49:20.944
8	1:16.003	+1.109	14:50:36.947
9	1:15.682	+0.788	14:51:52.629

Lap	Lap Tm	Diff	Time of Day
(72) Brad Shaw			
1	1:20.261	+4.596	14:41:44.295
2	1:16.981	+1.316	14:43:01.276
3	1:15.726	+0.061	14:44:17.002
4	1:15.949	+0.284	14:45:32.951
5	1:15.838	+0.173	14:46:48.789
6	1:16.470	+0.805	14:48:05.259
7	1:16.194	+0.529	14:49:21.453
8	1:16.081	+0.416	14:50:37.534
9	1:15.665		14:51:53.199

Lap	Lap Tm	Diff	Time of Day
(8) Acea Webb			
1	1:21.606	+4.679	14:41:46.229
2	1:17.989	+1.062	14:43:04.218
3	1:19.198	+2.271	14:44:23.416
4	1:19.284	+2.357	14:45:42.700
5	1:18.902	+1.975	14:47:01.602
6	1:17.977	+1.050	14:48:19.579
7	1:16.927		14:49:36.506
8	1:18.944	+2.017	14:50:55.450
9	1:17.103	+0.176	14:52:12.553

Lap	Lap Tm	Diff	Time of Day
(94) Phil Page			
1	1:24.081	+6.454	14:41:48.422
2	1:19.873	+2.246	14:43:08.295
3	1:18.756	+1.129	14:44:27.051
4	1:17.644	+0.017	14:45:44.695
5	1:18.295	+0.668	14:47:02.990
6	1:17.849	+0.222	14:48:20.839
7	1:17.628	+0.001	14:49:38.467
8	1:17.627		14:50:56.094
9	1:17.713	+0.086	14:52:13.807

Lap	Lap Tm	Diff	Time of Day
(147) Thomas Strettle			
1	1:21.025	+3.435	14:41:45.310
2	1:18.459	+0.869	14:43:03.769
3	1:19.391	+1.801	14:44:23.160
4	1:19.323	+1.733	14:45:42.483
5	1:19.305	+1.715	14:47:01.788
6	1:18.439	+0.849	14:48:20.227
7	1:17.590		14:49:37.817
8	1:18.867	+1.277	14:50:56.684
9	1:18.495	+0.905	14:52:15.179

Lap	Lap Tm	Diff	Time of Day
(29) Phil Canessa			
1	1:38.079	+18.909	14:42:03.740
2	1:21.596	+2.426	14:43:25.336
3	1:19.643	+0.473	14:44:44.979
4	1:19.506	+0.336	14:46:04.485
5	1:20.611	+1.441	14:47:25.096
6	1:19.882	+0.712	14:48:44.978
7	1:19.615	+0.445	14:50:04.593
8	1:19.170		14:51:23.763

Lap	Lap Tm	Diff	Time of Day
(54) Sam Cox			
1	1:20.346	+4.865	14:41:43.981
2	1:16.364	+0.883	14:43:00.345
3	1:15.481		14:44:15.826
4	1:15.538	+0.057	14:45:31.364

Timekeeper

Race Director

Weather / Track : Sunny / Dry

www.sportstimingsservices.co.uk

Printed: 08/05/2011 15:05:43





Thundersport GB - Rounds 5 and 6

Sorted on Best Lap time

Aprilia Superteens

Anglesey Circuit 1.550 Miles

Qualifying

07/05/2011 09:00

Practice started at 8:59:57

Pos	No.	Name	Bike	CC	Best Tm	In Lap	Diff	2nd Best	2nd Lap
1	17	Alastair Dayus	Aprilia	125	1:18.885	11		1:19.192	12
2	20	Tom Oliver	Aprilia	125	1:19.464	12	0.579	1:20.064	13
3	9	Ben Luxton	Aprilia	125	1:19.558	11	0.673	1:19.776	12
4	15	Ross Twyman	Aprilia	125	1:19.711	12	0.826	1:20.325	7
5	40	Joe Francis	Aprilia	125n	1:19.740	13	0.855	1:19.836	12
6	75	Bradley Jones	Aprilia	125	1:20.651	10	1.766	1:20.660	12
7	34	Louis Dawson	Aprilia	125	1:20.929	15	2.044	1:21.126	13
8	3	David Allingham	Aprilia	125n	1:21.212	11	2.327	1:21.471	15
9	21	Max Symonds	Aprilia	125	1:21.288	12	2.403	1:21.315	13
10	10	Ryan Longshaw	Aprilia	125n	1:21.553	11	2.668	1:21.755	15
11	29	Rhys Hutchinson	Aprilia	125	1:21.904	14	3.019	1:22.223	11
12	37	Clinton Carver	Aprilia	125	1:22.051	11	3.166	1:22.684	12
13	4	Sam Thompson	Aprilia	125	1:22.528	10	3.643	1:22.555	7
14	5	George Stanley	Aprilia	125n	1:22.778	12	3.893	1:23.509	8
15	19	Charley Oakland	Aprilia	125	1:23.069	10	4.184	1:23.776	11
16	42	Aaron Coupland	Aprilia	125	1:23.262	13	4.377	1:23.439	11
17	26	Matthew Shillings	Aprilia	125	1:23.373	11	4.488	1:23.559	10
18	22	Alex Baker	Aprilia	125n	1:23.482	12	4.597	1:26.195	7
19	38	Sam Smith	Aprilia	125n	1:23.648	6	4.763	1:24.022	9
20	48	Aaron Maxfield	Aprilia	125	1:24.150	13	5.265	1:24.222	12
21	212	Russell Brown	Aprilia	125n	1:24.279	13	5.394	1:24.496	12
22	61	Harry Coomber	Aprilia	125	1:24.900	12	6.015	1:24.901	11
23	194	Robyn Lindsay	Aprilia	125	1:24.964	13	6.079	1:25.062	14
24	77	Ryan McAdam	Aprilia	125n	1:25.028	10	6.143	1:25.607	7
25	41	Milo Ward	Aprilia	125n	1:25.748	4	6.863	1:26.815	3
26	99	Callum Grigor	Aprilia	125n	1:26.112	5	7.227	1:26.138	10
27	11	Joe Sheldon-Shaw	Aprilia	125n	1:31.936	8	13.051	1:33.997	6
28	97	James Howard	Aprilia	125n	1:48.678	11	29.793	1:49.110	7
29	18	Leighan Hunt	Aprilia	125n	1:48.766	10	29.881	1:49.754	9

Announcements

No. 77 - No Transponder

Timekeeper

Clerk of Course

Weather / Track : Bight / Dry

www.sportstimingsservices.co.uk



Printed: 07/05/2011 09:27:37



Thundersport GB - Rounds 5 and 6

Aprilia Superteens

Anglesey Circuit 1.550 Miles

Race 1 & 10

07/05/2011

Race

POLE POSITION

4	3	2	1	1
15	9	20	17	2
8	7	6	5	3
3	34	75	40	4
12	11	10	9	5
37	29	10	21	6
16	15	14	13	7
42	19	5	4	8
20	19	18	17	
48	38	22	26	
24	23	22	21	
77	194	61	212	
28	27	26	25	
97	11	99	41	
			29	
			18	

Timekeeper

Clerk of Course

Weather / Track : Bright / Dry

www.sportstimeservices.co.uk

Printed: 07/05/2011 09:37:30





Thundersport GB - Rounds 5 and 6

Sorted on Laps

Aprilia Superteens

Anglesey Circuit 1.550 Miles

Race 1

07/05/2011 13:02

Race started at 13:02:17

Pos	No.	Name	Bike	CC	Laps	Total Tm	Diff	Best Tm	Best Speed	Avg. Speed
1	40	Joe Francis	Aprilia	125n	10	14:01.498		1:22.458	67.671	66.310
2	75	Bradley Jones	Aprilia	125	10	14:10.648	9.150	1:23.871	66.531	65.597
3	20	Tom Oliver	Aprilia	125	10	14:10.706	9.208	1:23.481	66.842	65.593
4	10	Ryan Longshaw	Aprilia	125n	10	14:21.424	19.926	1:24.185	66.283	64.776
5	3	David Allingham	Aprilia	125n	10	14:22.153	20.655	1:24.505	66.032	64.722
6	15	Ross Twyman	Aprilia	125	10	14:23.468	21.970	1:24.626	65.937	64.623
7	21	Max Symonds	Aprilia	125	10	14:34.978	33.480	1:25.420	65.324	63.773
8	9	Ben Luxton	Aprilia	125	10	14:38.769	37.271	1:24.919	65.710	63.498
9	61	Harry Coomber	Aprilia	125	10	14:41.430	39.932	1:26.677	64.377	63.306
10	26	Matthew Shillings	Aprilia	125	10	14:46.778	45.280	1:26.860	64.241	62.924
11	4	Sam Thompson	Aprilia	125	10	14:47.887	46.389	1:26.175	64.752	62.846
12	37	Clinton Carver	Aprilia	125	10	14:55.000	53.502	1:26.880	64.227	62.346
13	22	Alex Baker	Aprilia	125n	10	14:58.237	56.739	1:27.382	63.858	62.122
14	77	Ryan McAdam	Aprilia	125n	10	15:05.471	1:03.973	1:27.600	63.699	61.625
15	19	Charley Oakland	Aprilia	125	10	15:06.186	1:04.688	1:28.224	63.248	61.577
16	41	Milo Ward	Aprilia	125n	10	15:06.267	1:04.769	1:27.437	63.817	61.571
17	29	Rhys Hutchinson	Aprilia	125	10	15:06.681	1:05.183	1:26.439	64.554	61.543
18	194	Robyn Lindsay	Aprilia	125	10	15:08.962	1:07.464	1:28.406	63.118	61.389
19	42	Aaron Coupland	Aprilia	125	10	15:28.006	1:26.508	1:30.240	61.835	60.129
20	38	Sam Smith	Aprilia	125n	9	14:34.665	1 Lap	1:29.214	62.546	57.416
21	18	Leighan Hunt	Aprilia	125n	8	14:46.927	2 Laps	1:43.750	53.783	50.331
22	97	James Howard	Aprilia	125n	8	14:53.796	2 Laps	1:47.606	51.856	49.944

Not classified

DNF	99	Callum Grigor	Aprilia	125n	7	10:31.676	DNF	1:26.859	64.242	61.835
DNF	212	Russell Brown	Aprilia	125n	7	10:32.509	DNF	1:26.325	64.639	61.754
DNF	5	George Stanley	Aprilia	125n	7	11:19.730	DNF	1:33.334	59.785	57.464
DNF	48	Aaron Maxfield	Aprilia	125	4	6:32.343	DNF	1:35.008	58.732	56.889
DNF	34	Louis Dawson	Aprilia	125		2.561	DNF	-	-	-
DQ	17	Alastair Dayus	Aprilia	125	10	14:11.303	DQ	1:21.829	68.191	65.547

Announcements

No. 17 - 10 Second Penalty - Jump Start

No. 77 & 97 - Please fit working transponder before next race, to be shown in the next race.

No. 17 - Disqualified for failing post-race technical inspection

Margin of Victory	Avg. Speed	Best Lap Tm	Best Speed	Best Lap by
9.150	66.310	1:22.458	67.671	40 - Joe Francis

Timekeeper

Race Director

Weather / Track : Bright / Drying

www.sportstimservices.co.uk





Thundersport GB - Rounds 5 and 6

Lapchart

Aprilia Superteens

Anglesey Circuit 1.550 Miles

Race 1

07/05/2011 13:02

Race started at 13:02:17

Competitors

Laps

	0	1	2	3	4	5	6	7	8	9	10	
Joe Francis (40)	1	40	75	75	75	17	40	17	17	17	40	17
Tom Oliver (20)	2	20	40	17	17	40	17	40	40	40	17	40
Ben Luxton (9)	3	9	17	40	40	75	75	75	75	75	75	75
Alastair Dayus (17)	4	17	20	20	20	20	20	20	20	20	20	20
James Howard (97)	5	97	10	10	10	10	10	10	10	10	10	10
Ross Twyman (15)	6	15	15	15	15	15	15	15	15	3	3	
Bradley Jones (75)	7	75	3	3	3	3	3	3	3	3	15	15
Louis Dawson (34)	8	34	26	26	61	21	21	21	21	21	21	21
David Allingham (3)	9	3	61	61	26	26	26	61	61	61	61	9
Max Symonds (21)	10	21	37	21	21	61	61	26	26	9	9	61
Ryan Longshaw (10)	11	10	4	37	37	37	9	9	9	26	26	26
Rhys Hutchinson (29)	12	29	21	4	4	9	4	4	4	4	4	4
Clinton Carver (37)	13	37	19	22	19	4	37	37	37	37	37	37
Sam Thompson (4)	14	4	22	19	9	19	19	99	99	22	22	22
Charley Oakland (19)	15	19	29	212	22	99	212	212	212	19	19	19
George Stanley (5)	16	5	99	99	99	22	99	22	22	194	41	41
Aaron Coupland (42)	17	42	212	9	212	212	22	19	19	41	194	29
Matthew Shillings (26)	18	26	42	29	194	41	41	41	41	29	29	194
Alex Baker (22)	19	22	41	194	41	194	194	194	194	42	42	42
Aaron Maxfield (48)	20	48	194	41	29	29	29	29	29	38	38	
Harry Coomber (61)	21	61	9	42	42	42	42	42	42	77	77	
Russell Brown (212)	22	212	48	48	48	48	5	5	5	18		
Robyn Lindsay (194)	23	194	5	5	5	5	38	38	38	97		
Sam Smith (38)	24	38	38	38	38	38	77	77	77			
Milo Ward (41)	25	41	97	97	97	97	97	18	18			
Callum Grigor (99)	26	99	18	18	18	77	18	97	97			
Leighan Hunt (18)	27	18	77	77	77	18						
Ryan McAdam (77)	28	77										

Timekeeper

Race Director

Weather / Track : Overcast / Damp

www.sportstimingsservices.co.uk

Printed: 07/05/2011 13:22:30





Thundersport GB - Rounds 5 and 6

Aprilia Superteens

Anglesey Circuit 1.550 Miles

Race 1

07/05/2011 13:02

Race started at 13:02:17

Lap	Lap Tm	Diff	Time of Day
(40) Joe Francis			
1	1:31.590	+9.132	13:03:49.113
2	1:24.271	+1.813	13:05:13.384
3	1:23.600	+1.142	13:06:36.984
4	1:23.603	+1.145	13:08:00.587
5	1:22.673	+0.215	13:09:23.260
6	1:22.458		13:10:45.718
7	1:22.613	+0.155	13:12:08.331
8	1:24.180	+1.722	13:13:32.511
9	1:23.595	+1.137	13:14:56.106
10	1:22.915	+0.457	13:16:19.021

(75) Bradley Jones			
1	1:28.606	+4.735	13:03:48.491
2	1:24.312	+0.441	13:05:12.803
3	1:23.871		13:06:36.674
4	1:25.399	+1.528	13:08:02.073
5	1:24.490	+0.619	13:09:26.563
6	1:24.226	+0.355	13:10:50.789
7	1:24.361	+0.490	13:12:15.150
8	1:24.487	+0.616	13:13:39.637
9	1:24.337	+0.466	13:15:03.974
10	1:24.197	+0.326	13:16:28.171

(20) Tom Oliver			
1	1:32.327	+8.846	13:03:50.234
2	1:25.306	+1.825	13:05:15.540
3	1:23.979	+0.498	13:06:39.519
4	1:24.024	+0.543	13:08:03.543
5	1:23.481		13:09:27.024
6	1:24.079	+0.598	13:10:51.103
7	1:24.200	+0.719	13:12:15.303
8	1:24.578	+1.097	13:13:39.881
9	1:24.273	+0.792	13:15:04.154
10	1:24.075	+0.594	13:16:28.229

(17) Alastair Dayus			
1	1:30.912	+9.083	13:03:49.232
2	1:23.670	+1.841	13:05:12.902
3	1:23.839	+2.010	13:06:36.741
4	1:23.182	+1.353	13:07:59.923
5	1:23.417	+1.588	13:09:23.340
6	1:21.829		13:10:45.169
7	1:22.863	+1.034	13:12:08.032
8	1:24.321	+2.492	13:13:32.353
9	1:23.928	+2.099	13:14:56.281
10	1:22.545	+0.716	13:16:18.826

(10) Ryan Longshaw			
1	1:30.033	+5.848	13:03:50.673
2	1:25.018	+0.833	13:05:15.691
3	1:24.185		13:06:39.876
4	1:24.569	+0.384	13:08:04.445
5	1:24.436	+0.251	13:09:28.881
6	1:24.822	+0.637	13:10:53.703
7	1:24.252	+0.067	13:12:17.955
8	1:28.023	+3.838	13:13:45.978
9	1:27.677	+3.492	13:15:13.655
10	1:25.292	+1.107	13:16:38.947

Lap	Lap Tm	Diff	Time of Day
(3) David Allingham			
1	1:31.661	+7.156	13:03:51.861
2	1:25.261	+0.756	13:05:17.122
3	1:24.673	+0.168	13:06:41.795
4	1:24.902	+0.397	13:08:06.697
5	1:26.442	+1.937	13:09:33.139
6	1:25.375	+0.870	13:10:58.514
7	1:24.843	+0.338	13:12:23.357
8	1:24.989	+0.484	13:13:48.346
9	1:26.825	+2.320	13:15:15.171
10	1:24.505		13:16:39.676

(15) Ross Twyman			
1	1:31.313	+6.687	13:03:50.973
2	1:25.506	+0.880	13:05:16.479
3	1:24.631	+0.005	13:06:41.110
4	1:25.364	+0.738	13:08:06.474
5	1:26.470	+1.844	13:09:32.944
6	1:25.316	+0.690	13:10:58.260
7	1:24.626		13:12:22.886
8	1:25.092	+0.466	13:13:47.978
9	1:27.725	+3.099	13:15:15.703
10	1:25.288	+0.662	13:16:40.991

(21) Max Symonds			
1	1:35.308	+9.888	13:03:55.722
2	1:27.228	+1.808	13:05:22.950
3	1:25.786	+0.366	13:06:48.736
4	1:25.664	+0.244	13:08:14.400
5	1:26.008	+0.588	13:09:40.408
6	1:25.420		13:11:05.828
7	1:26.085	+0.665	13:12:31.913
8	1:26.304	+0.884	13:13:58.217
9	1:26.726	+1.306	13:15:24.943
10	1:27.558	+2.138	13:16:52.501

(9) Ben Luxton			
1	1:44.072	+19.153	13:04:02.187
2	1:28.023	+3.104	13:05:30.210
3	1:26.335	+1.416	13:06:56.545
4	1:27.926	+3.007	13:08:24.471
5	1:25.956	+1.037	13:09:50.427
6	1:25.325	+0.406	13:11:15.752
7	1:25.296	+0.377	13:12:41.048
8	1:24.919		13:14:05.967
9	1:24.987	+0.068	13:15:30.954
10	1:25.338	+0.419	13:16:56.292

(61) Harry Coomber			
1	1:31.429	+4.752	13:03:53.683
2	1:27.504	+0.827	13:05:21.187
3	1:26.677		13:06:47.864
4	1:28.233	+1.556	13:08:16.097
5	1:27.116	+0.439	13:09:43.213
6	1:26.698	+0.021	13:11:09.911
7	1:27.053	+0.376	13:12:36.964
8	1:27.027	+0.350	13:14:03.991
9	1:26.759	+0.082	13:15:30.750
10	1:28.203	+1.526	13:16:58.953

(26) Matthew Shillings			
-------------------------------	--	--	--

Lap	Lap Tm	Diff	Time of Day
1	1:30.408	+3.548	13:03:52.266
2	1:28.472	+1.612	13:05:20.738
3	1:27.824	+0.964	13:06:48.562
4	1:26.860		13:08:15.422
5	1:27.427	+0.567	13:09:42.849
6	1:28.641	+1.781	13:11:11.490
7	1:28.555	+1.695	13:12:40.045
8	1:27.582	+0.722	13:14:07.627
9	1:28.189	+1.329	13:15:35.816
10	1:28.485	+1.625	13:17:04.301

(4) Sam Thompson			
1	1:34.395	+8.220	13:03:55.634
2	1:30.130	+3.955	13:05:25.764
3	1:29.882	+3.707	13:06:55.646
4	1:28.862	+2.687	13:08:24.508
5	1:26.729	+0.554	13:09:51.237
6	1:26.972	+0.797	13:11:18.209
7	1:27.356	+1.181	13:12:45.565
8	1:27.030	+0.855	13:14:12.595
9	1:26.640	+0.465	13:15:39.235
10	1:26.175		13:17:05.410

(37) Clinton Carver			
1	1:34.013	+7.133	13:03:55.072
2	1:30.481	+3.601	13:05:25.553
3	1:29.879	+2.999	13:06:55.432
4	1:28.639	+1.759	13:08:24.071
5	1:27.849	+0.969	13:09:51.920
6	1:27.126	+0.246	13:11:19.046
7	1:26.880		13:12:45.926
8	1:27.905	+1.025	13:14:13.831
9	1:28.239	+1.359	13:15:42.070
10	1:30.453	+3.573	13:17:12.523

(22) Alex Baker			
1	1:35.603	+8.221	13:03:57.771
2	1:28.360	+0.978	13:05:26.131
3	1:30.680	+3.298	13:06:56.811
4	1:29.498	+2.116	13:08:26.309
5	1:28.974	+1.592	13:09:55.283
6	1:28.715	+1.333	13:11:23.998
7	1:27.382		13:12:51.380
8	1:27.523	+0.141	13:14:18.903
9	1:28.548	+1.166	13:15:47.451
10	1:28.309	+0.927	13:17:15.760

(77) Ryan McAdam			
1	1:29.501	+1.901	13:05:26.415
2	1:29.573	+1.973	13:06:55.988
3	1:28.685	+1.085	13:08:24.673
4	1:27.600		13:09:52.273
5	1:28.585	+0.985	13:11:20.858
6	1:28.060	+0.460	13:12:48.918
7	1:34.326	+6.726	13:14:23.244
8	1:29.815	+2.215	13:15:53.059
9	1:29.935	+2.335	13:17:22.994

(19) Charley Oakland			
1	1:35.357	+7.133	13:03:56.696
2	1:30.538	+2.314	13:05:27.234

Timekeeper

Race Director

Weather / Track : Overcast / Damp

www.sportstimingsservices.co.uk





Thundersport GB - Rounds 5 and 6

Aprilia Superteens

Anglesey Circuit 1.550 Miles

Race 1

07/05/2011 13:02

Race started at 13:02:17

Lap	Lap Tm	Diff	Time of Day
3	1:29.156	+0.932	13:06:56.390
4	1:29.370	+1.146	13:08:25.760
5	1:28.818	+0.594	13:09:54.578
6	1:30.641	+2.417	13:11:25.219
7	1:28.224		13:12:53.443
8	1:30.467	+2.243	13:14:23.910
9	1:30.379	+2.155	13:15:54.289
10	1:29.420	+1.196	13:17:23.709

(41) Milo Ward

1	1:38.084	+10.647	13:04:00.843
2	1:31.876	+4.439	13:05:32.719
3	1:29.949	+2.512	13:07:02.668
4	1:29.888	+2.451	13:08:32.556
5	1:27.488	+0.051	13:10:00.044
6	1:29.091	+1.654	13:11:29.135
7	1:29.749	+2.312	13:12:58.884
8	1:29.573	+2.136	13:14:28.457
9	1:27.896	+0.459	13:15:56.353
10	1:27.437		13:17:23.790

(29) Rhys Hutchinson

1	1:38.573	+12.134	13:03:59.404
2	1:32.655	+6.216	13:05:32.059
3	1:31.838	+5.399	13:07:03.897
4	1:30.210	+3.771	13:08:34.107
5	1:28.822	+2.383	13:10:02.929
6	1:28.010	+1.571	13:11:30.939
7	1:28.979	+2.540	13:12:59.918
8	1:28.944	+2.505	13:14:28.862
9	1:28.903	+2.464	13:15:57.765
10	1:26.439		13:17:24.204

(194) Robyn Lindsay

1	1:38.346	+9.940	13:04:01.049
2	1:31.159	+2.753	13:05:32.208
3	1:30.315	+1.909	13:07:02.523
4	1:30.494	+2.088	13:08:33.017
5	1:28.506	+0.100	13:10:01.523
6	1:28.406		13:11:29.929
7	1:29.374	+0.968	13:12:59.303
8	1:28.877	+0.471	13:14:28.180
9	1:28.813	+0.407	13:15:56.993
10	1:29.492	+1.086	13:17:26.485

(42) Aaron Coupland

1	1:39.079	+8.839	13:04:00.722
2	1:32.919	+2.679	13:05:33.641
3	1:31.491	+1.251	13:07:05.132
4	1:31.033	+0.793	13:08:36.165
5	1:30.240		13:10:06.405
6	1:31.399	+1.159	13:11:37.804
7	1:31.475	+1.235	13:13:09.279
8	1:31.536	+1.296	13:14:40.815
9	1:33.347	+3.107	13:16:14.162
10	1:31.367	+1.127	13:17:45.529

(38) Sam Smith

1	1:53.904	+24.690	13:04:16.619
2	1:47.002	+17.788	13:06:03.621
3	1:36.758	+7.544	13:07:40.379

Lap	Lap Tm	Diff	Time of Day
4	1:32.441	+3.227	13:09:12.820
5	1:30.854	+1.640	13:10:43.674
6	1:29.214		13:12:12.888
7	1:30.937	+1.723	13:13:43.825
8	1:34.895	+5.681	13:15:18.720
9	1:33.468	+4.254	13:16:52.188

(18) Leighan Hunt

1	1:53.705	+9.955	13:04:21.004
2	1:52.358	+8.608	13:06:13.362
3	1:51.103	+7.353	13:08:04.465
4	1:49.266	+5.516	13:09:53.731
5	1:50.287	+6.537	13:11:44.018
6	1:49.372	+5.622	13:13:33.390
7	1:47.310	+3.560	13:15:20.700
8	1:43.750		13:17:04.450

(97) James Howard

1	2:00.412	+12.806	13:04:18.959
2	1:50.676	+3.070	13:06:09.635
3	1:50.086	+2.480	13:07:59.721
4	1:50.737	+3.131	13:09:50.459
5	1:52.139	+4.533	13:11:42.598
6	1:50.971	+3.365	13:13:33.569
7	1:50.144	+2.538	13:15:23.713
8	1:47.606		13:17:11.319

(99) Callum Grigor

1	1:36.992	+10.133	13:03:59.873
2	1:29.781	+2.922	13:05:29.654
3	1:27.856	+0.997	13:06:57.510
4	1:28.567	+1.708	13:08:26.077
5	1:28.782	+1.923	13:09:54.859
6	1:27.481	+0.622	13:11:22.340
7	1:26.859		13:12:49.199

(212) Russell Brown

1	1:37.463	+11.138	13:03:59.942
2	1:29.675	+3.350	13:05:29.617
3	1:28.731	+2.406	13:06:58.348
4	1:28.203	+1.878	13:08:26.551
5	1:28.261	+1.936	13:09:54.812
6	1:28.895	+2.570	13:11:23.707
7	1:26.325		13:12:50.032

(5) George Stanley

1	1:43.991	+10.657	13:04:05.598
2	1:37.808	+4.474	13:05:43.406
3	1:35.467	+2.133	13:07:18.873
4	1:35.805	+2.471	13:08:54.678
5	1:33.366	+0.032	13:10:28.044
6	1:33.334		13:12:01.378
7	1:35.875	+2.541	13:13:37.253

(48) Aaron Maxfield

1	1:41.741	+6.733	13:04:03.995
2	1:35.250	+0.242	13:05:39.245
3	1:35.008		13:07:14.253
4	1:35.613	+0.605	13:08:49.866

Timekeeper

Race Director

Weather / Track : Overcast / Damp

www.sportstimingsservices.co.uk

Printed: 07/05/2011 13:23:53





Thundersport GB - Rounds 5 and 6

Sorted on Laps

Aprilia Superteens

Anglesey Circuit 1.550 Miles

Race 10

07/05/2011 16:24

Race started at 16:24:26

Pos	No.	Name	Bike	CC	Laps	Total Tm	Diff	Best Tm	Best Speed	Avg. Speed
1	40	Joe Francis	Aprilia	125n	10	14:03.413		1:22.312	67.791	66.160
2	20	Tom Oliver	Aprilia	125	10	14:11.286	7.873	1:23.603	66.744	65.548
3	75	Bradley Jones	Aprilia	125	10	14:12.236	8.823	1:23.345	66.951	65.475
4	21	Max Symonds	Aprilia	125	10	14:12.477	9.064	1:23.341	66.954	65.456
5	10	Ryan Longshaw	Aprilia	125n	10	14:13.521	10.108	1:23.489	66.835	65.376
6	9	Ben Luxton	Aprilia	125	10	14:16.017	12.604	1:23.582	66.761	65.186
7	3	David Allingham	Aprilia	125n	10	14:28.671	25.258	1:25.050	65.608	64.236
8	4	Sam Thompson	Aprilia	125	10	14:43.987	40.574	1:26.045	64.850	63.123
9	37	Clinton Carver	Aprilia	125	10	14:47.396	43.983	1:26.821	64.270	62.881
10	22	Alex Baker	Aprilia	125n	10	14:47.540	44.127	1:26.720	64.345	62.870
11	29	Rhys Hutchinson	Aprilia	125	10	14:48.031	44.618	1:26.414	64.573	62.836
12	41	Milo Ward	Aprilia	125n	10	14:55.301	51.888	1:26.085	64.820	62.325
13	26	Matthew Shillings	Aprilia	125	10	14:57.983	54.570	1:27.188	64.000	62.139
14	42	Aaron Coupland	Aprilia	125	10	15:01.561	58.148	1:27.996	63.412	61.893
15	212	Russell Brown	Aprilia	125n	10	15:07.438	1:04.025	1:26.049	64.847	61.492
16	99	Callum Grigor	Aprilia	125n	10	15:14.046	1:10.633	1:28.785	62.848	61.047
17	77	Ryan McAdam	Aprilia	125n	10	15:15.733	1:12.320	1:28.600	62.980	60.935
18	19	Charley Oakland	Aprilia	125	9	14:11.054	1 Lap	1:31.651	60.883	59.009
19	48	Aaron Maxfield	Aprilia	125	9	14:11.316	1 Lap	1:31.703	60.849	58.991
20	11	Joe Sheldon-Shaw	Aprilia	125n	9	14:37.155	1 Lap	1:34.689	58.930	57.253
21	18	Leighan Hunt	Aprilia	125n	8	14:55.239	2 Laps	1:44.989	53.148	49.864
22	97	James Howard	Aprilia	125n	8	15:13.276	2 Laps	1:50.777	50.371	48.879

Not classified

DNF	5	George Stanley	Aprilia	125n	8	12:34.389	DNF	1:30.769	61.475	59.174
DNF	61	Harry Coomber	Aprilia	125	4	5:53.310	DNF	1:24.242	66.238	63.174
DNF	194	Robyn Lindsay	Aprilia	125	4	6:19.021	DNF	1:29.450	62.381	58.889
DNF	34	Louis Dawson	Aprilia	125	3	4:29.175	DNF	1:25.364	65.367	62.190
DNF	15	Ross Twyman	Aprilia	125	1	1:33.968	DNF	1:27.248	63.956	59.382
DNF	38	Sam Smith	Aprilia	125n	1	1:43.810	DNF	1:34.527	59.031	53.752
DQ	17	Alastair Dayus	Aprilia	125	10	14:03.193	DQ	1:21.960	68.082	66.177

Announcements

No. 17 - Disqualified for failing post-race technical inspection

Margin of Victory	Avg. Speed	Best Lap Tm	Best Speed	Best Lap by
7.873	66.160	1:22.312	67.791	40 - Joe Francis

Timekeeper

Race Director

Weather / Track : Bright / Drying

www.sportstimingservices.co.uk



Printed: 07/05/2011 17:33:05



Thundersport GB - Rounds 5 and 6

Lapchart

Aprilia Superteens

Anglesey Circuit 1.550 Miles

Race 10

07/05/2011 16:24

Race started at 16:24:26

Competitors

Laps

	0	1	2	3	4	5	6	7	8	9	10	
Ben Luxton (9)	1	9	15	17	17	17	17	17	40	17	17	
Alastair Dayus (17)	2	17	20	75	75	40	40	40	40	17	40	40
Tom Oliver (20)	3	20	75	21	40	75	75	75	75	20	20	20
Joe Francis (40)	4	40	17	20	21	20	20	20	20	75	75	75
Bradley Jones (75)	5	75	21	40	20	21	21	21	21	21	21	21
Ross Twyman (15)	6	15	40	10	10	10	10	10	10	10	10	10
David Allingham (3)	7	3	9	9	9	9	9	9	9	9	9	9
Max Symonds (21)	8	21	10	3	3	61	3	3	3	3	3	3
Louis Dawson (34)	9	34	3	61	61	3	29	4	4	4	4	4
Ryan Longshaw (10)	10	10	34	34	34	4	37	37	37	37	37	37
Rhys Hutchinson (29)	11	29	61	37	4	29	4	29	29	22	22	22
Clinton Carver (37)	12	37	37	29	37	37	22	22	22	29	29	29
Sam Thompson (4)	13	4	4	4	29	22	26	26	26	41	41	41
Charley Oakland (19)	14	19	26	22	22	26	41	41	41	26	26	26
George Stanley (5)	15	5	29	26	26	41	42	42	42	42	42	42
Matthew Shillings (26)	16	26	22	41	41	42	99	99	99	99	212	212
Alex Baker (22)	17	22	19	42	42	99	77	77	212	212	99	99
Harry Coomber (61)	18	61	38	99	99	194	212	212	77	77	77	77
Aaron Coupland (42)	19	42	42	19	77	77	5	5	5	5	19	19
Sam Smith (38)	20	38	41	5	194	212	19	48	19	19	48	48
Aaron Maxfield (48)	21	48	99	77	5	5	48	19	48	48	11	11
Milo Ward (41)	22	41	5	194	212	19	11	11	11	11	11	11
Ryan McAdam (77)	23	77	77	212	19	48	18	18	18	18	18	18
Robyn Lindsay (194)	24	194	194	48	48	11	97	97	97	97	97	97
Russell Brown (212)	25	212	48	11	11	18						
Joe Sheldon-Shaw (11)	26	11	212	18	18	97						
Callum Grigor (99)	27	99	11	97	97							
James Howard (97)	28	97	97									
Leighan Hunt (18)	29	18	18									

Timekeeper

Race Director

Weather / Track : Bright / Drying

www.sportstimingsservices.co.uk

Printed: 07/05/2011 16:42:09





Thundersport GB - Rounds 5 and 6

Aprilia Superteens

Anglesey Circuit 1.550 Miles

Race 10

07/05/2011 16:24

Race started at 16:24:26

Lap	Lap Tm	Diff	Time of Day
(17) Alastair Dayus			
1	1:34.716	+12.756	16:26:00.812
2	1:22.917	+0.957	16:27:23.729
3	1:22.824	+0.864	16:28:46.553
4	1:23.727	+1.767	16:30:10.280
5	1:22.721	+0.761	16:31:33.001
6	1:23.021	+1.061	16:32:56.022
7	1:23.407	+1.447	16:34:19.429
8	1:25.295	+3.335	16:35:44.724
9	1:21.960		16:37:06.684
10	1:22.593	+0.633	16:38:29.277

Lap	Lap Tm	Diff	Time of Day
(40) Joe Francis			
1	1:35.125	+12.813	16:26:01.430
2	1:25.030	+2.718	16:27:26.460
3	1:23.328	+1.016	16:28:49.788
4	1:24.117	+1.805	16:30:13.905
5	1:22.502	+0.190	16:31:36.407
6	1:22.339	+0.027	16:32:58.746
7	1:22.312		16:34:21.058
8	1:23.299	+0.987	16:35:44.357
9	1:22.492	+0.180	16:37:06.849
10	1:22.648	+0.336	16:38:29.497

Lap	Lap Tm	Diff	Time of Day
(20) Tom Oliver			
1	1:34.278	+10.675	16:26:00.400
2	1:25.808	+2.205	16:27:26.208
3	1:24.369	+0.766	16:28:50.577
4	1:24.065	+0.462	16:30:14.642
5	1:23.603		16:31:38.245
6	1:23.762	+0.159	16:33:02.007
7	1:23.903	+0.300	16:34:25.910
8	1:24.001	+0.398	16:35:49.911
9	1:23.656	+0.053	16:37:13.567
10	1:23.803	+0.200	16:38:37.370

Lap	Lap Tm	Diff	Time of Day
(75) Bradley Jones			
1	1:27.872	+4.527	16:26:00.671
2	1:24.644	+1.299	16:27:25.315
3	1:24.371	+1.026	16:28:49.686
4	1:24.680	+1.335	16:30:14.366
5	1:23.515	+0.170	16:31:37.881
6	1:23.819	+0.474	16:33:01.700
7	1:23.981	+0.636	16:34:25.681
8	1:25.169	+1.824	16:35:50.850
9	1:24.125	+0.780	16:37:14.975
10	1:23.345		16:38:38.320

Lap	Lap Tm	Diff	Time of Day
(21) Max Symonds			
1	1:27.592	+4.251	16:26:01.162
2	1:24.876	+1.535	16:27:26.038
3	1:24.398	+1.057	16:28:50.436
4	1:24.573	+1.232	16:30:15.009
5	1:23.560	+0.219	16:31:38.569
6	1:24.122	+0.781	16:33:02.691
7	1:23.785	+0.444	16:34:26.476
8	1:25.008	+1.667	16:35:51.484
9	1:23.736	+0.395	16:37:15.220
10	1:23.341		16:38:38.561

Lap	Lap Tm	Diff	Time of Day
(10) Ryan Longshaw			
1	1:29.068	+5.579	16:26:02.925
2	1:24.666	+1.177	16:27:27.591
3	1:24.243	+0.754	16:28:51.834
4	1:24.259	+0.770	16:30:16.093
5	1:23.715	+0.226	16:31:39.808
6	1:24.511	+1.022	16:33:04.319
7	1:23.561	+0.072	16:34:27.880
8	1:24.387	+0.898	16:35:52.267
9	1:23.849	+0.360	16:37:16.116
10	1:23.489		16:38:39.605

Lap	Lap Tm	Diff	Time of Day
(9) Ben Luxton			
1	1:36.272	+12.690	16:26:02.356
2	1:25.443	+1.861	16:27:27.799
3	1:24.629	+1.047	16:28:52.428
4	1:24.441	+0.859	16:30:16.869
5	1:23.897	+0.315	16:31:40.766
6	1:24.025	+0.443	16:33:04.791
7	1:23.582		16:34:28.373
8	1:24.845	+1.263	16:35:53.218
9	1:24.817	+1.235	16:37:18.035
10	1:24.066	+0.484	16:38:42.101

Lap	Lap Tm	Diff	Time of Day
(3) David Allingham			
1	1:29.560	+4.510	16:26:03.018
2	1:25.152	+0.102	16:27:28.170
3	1:25.050		16:28:53.220
4	1:26.690	+1.640	16:30:19.910
5	1:26.401	+1.351	16:31:46.311
6	1:25.536	+0.486	16:33:11.847
7	1:25.935	+0.885	16:34:37.782
8	1:25.231	+0.181	16:36:03.013
9	1:25.752	+0.702	16:37:28.765
10	1:25.990	+0.940	16:38:54.755

Lap	Lap Tm	Diff	Time of Day
(4) Sam Thompson			
1	1:31.222	+5.177	16:26:05.466
2	1:28.055	+2.010	16:27:33.521
3	1:26.352	+0.307	16:28:59.873
4	1:26.636	+0.591	16:30:26.509
5	1:28.818	+2.773	16:31:55.327
6	1:26.699	+0.654	16:33:22.026
7	1:26.045		16:34:48.071
8	1:26.180	+0.135	16:36:14.251
9	1:26.967	+0.922	16:37:41.218
10	1:28.853	+2.808	16:39:10.071

Lap	Lap Tm	Diff	Time of Day
(37) Clinton Carver			
1	1:30.824	+4.003	16:26:04.981
2	1:27.954	+1.133	16:27:32.935
3	1:28.092	+1.271	16:29:01.027
4	1:27.191	+0.370	16:30:28.218
5	1:26.821		16:31:55.039
6	1:27.921	+1.100	16:33:22.960
7	1:27.420	+0.599	16:34:50.380
8	1:28.111	+1.290	16:36:18.491
9	1:27.713	+0.892	16:37:46.204
10	1:27.276	+0.455	16:39:13.480

Lap	Lap Tm	Diff	Time of Day
(22) Alex Baker			

Lap	Lap Tm	Diff	Time of Day
1	1:32.140	+5.420	16:26:07.284
2	1:27.772	+1.052	16:27:35.056
3	1:26.720		16:29:01.776
4	1:26.967	+0.247	16:30:28.743
5	1:27.183	+0.463	16:31:55.926
6	1:27.902	+1.182	16:33:23.828
7	1:26.962	+0.242	16:34:50.790
8	1:27.879	+1.159	16:36:18.669
9	1:27.720	+1.000	16:37:46.389
10	1:27.235	+0.515	16:39:13.624

Lap	Lap Tm	Diff	Time of Day
(29) Rhys Hutchinson			
1	1:32.631	+6.217	16:26:06.738
2	1:26.734	+0.320	16:27:33.472
3	1:27.719	+1.305	16:29:01.191
4	1:26.414		16:30:27.605
5	1:27.126	+0.712	16:31:54.731
6	1:28.441	+2.027	16:33:23.172
7	1:27.396	+0.982	16:34:50.568
8	1:28.260	+1.846	16:36:18.828
9	1:28.151	+1.737	16:37:46.979
10	1:27.136	+0.722	16:39:14.115

Lap	Lap Tm	Diff	Time of Day
(41) Milo Ward			
1	1:34.661	+8.576	16:26:10.449
2	1:30.016	+3.931	16:27:40.465
3	1:27.922	+1.837	16:29:08.387
4	1:27.393	+1.308	16:30:35.780
5	1:28.028	+1.943	16:32:03.808
6	1:27.932	+1.847	16:33:31.740
7	1:28.172	+2.087	16:34:59.912
8	1:27.077	+0.992	16:36:26.989
9	1:26.085		16:37:53.074
10	1:28.311	+2.226	16:39:21.385

Lap	Lap Tm	Diff	Time of Day
(26) Matthew Shillings			
1	1:31.795	+4.607	16:26:06.716
2	1:29.937	+2.749	16:27:36.653
3	1:29.619	+2.431	16:29:06.272
4	1:28.869	+1.681	16:30:35.141
5	1:28.610	+1.422	16:32:03.751
6	1:27.787	+0.599	16:33:31.538
7	1:28.273	+1.085	16:34:59.811
8	1:28.139	+0.951	16:36:27.950
9	1:27.188		16:37:55.138
10	1:28.929	+1.741	16:39:24.067

Lap	Lap Tm	Diff	Time of Day
(42) Aaron Coupland			
1	1:35.020	+7.024	16:26:10.309
2	1:30.255	+2.259	16:27:40.564
3	1:28.688	+0.692	16:29:09.252
4	1:28.168	+0.172	16:30:37.420
5	1:28.666	+0.670	16:32:06.086
6	1:28.372	+0.376	16:33:34.458
7	1:28.728	+0.732	16:35:03.186
8	1:27.996		16:36:31.182
9	1:28.005	+0.009	16:37:59.187
10	1:28.458	+0.462	16:39:27.645

Lap	Lap Tm	Diff	Time of Day
(212) Russell Brown			
1	1:36.734	+10.685	16:26:12.767

Timekeeper

Race Director

Weather / Track : Bright / Drying

www.sportstimingsservices.co.uk





Thundersport GB - Rounds 5 and 6

Aprilia Superteens

Anglesey Circuit 1.550 Miles

Race 10

07/05/2011 16:24

Race started at 16:24:26

Lap	Lap Tm	Diff	Time of Day
2	1:31.817	+5.768	16:27:44.584
3	1:34.253	+8.204	16:29:18.837
4	1:28.649	+2.600	16:30:47.486
5	1:28.046	+1.997	16:32:15.532
6	1:30.852	+4.803	16:33:46.384
7	1:27.547	+1.498	16:35:13.931
8	1:27.230	+1.181	16:36:41.161
9	1:26.049		16:38:07.210
10	1:26.312	+0.263	16:39:33.522

(99) Callum Grigor

1	1:34.409	+5.624	16:26:10.934
2	1:29.967	+1.182	16:27:40.901
3	1:28.785		16:29:09.686
4	1:29.393	+0.608	16:30:39.079
5	1:30.809	+2.024	16:32:09.888
6	1:31.035	+2.250	16:33:40.923
7	1:30.030	+1.245	16:35:10.953
8	1:29.555	+0.770	16:36:40.508
9	1:30.216	+1.431	16:38:10.724
10	1:29.406	+0.621	16:39:40.130

(77) Ryan McAdam

1	1:35.876	+7.276	16:26:11.794
2	1:32.174	+3.574	16:27:43.968
3	1:31.217	+2.617	16:29:15.185
4	1:30.111	+1.511	16:30:45.296
5	1:29.828	+1.228	16:32:15.124
6	1:30.695	+2.095	16:33:45.819
7	1:28.754	+0.154	16:35:14.573
8	1:29.066	+0.466	16:36:43.639
9	1:29.578	+0.978	16:38:13.217
10	1:28.600		16:39:41.817

(19) Charley Oakland

1	1:34.697	+3.046	16:26:09.505
2	1:34.344	+2.693	16:27:43.849
3	1:35.308	+3.657	16:29:19.157
4	1:33.402	+1.751	16:30:52.559
5	1:32.661	+1.010	16:32:25.220
6	1:34.447	+2.796	16:33:59.667
7	1:32.879	+1.228	16:35:32.546
8	1:32.941	+1.290	16:37:05.487
9	1:31.651		16:38:37.138

(48) Aaron Maxfield

1	1:36.879	+5.176	16:26:12.257
2	1:32.504	+0.801	16:27:44.761
3	1:34.691	+2.988	16:29:19.452
4	1:33.368	+1.665	16:30:52.820
5	1:32.455	+0.752	16:32:25.275
6	1:33.456	+1.753	16:33:58.731
7	1:34.025	+2.322	16:35:32.756
8	1:32.941	+1.238	16:37:05.697
9	1:31.703		16:38:37.400

(11) Joe Sheldon-Shaw

1	1:39.180	+4.491	16:26:15.405
2	1:36.596	+1.907	16:27:52.001
3	1:36.762	+2.073	16:29:28.763
4	1:36.593	+1.904	16:31:05.356

Lap	Lap Tm	Diff	Time of Day
5	1:35.637	+0.948	16:32:40.993
6	1:36.658	+1.969	16:34:17.651
7	1:35.423	+0.734	16:35:53.074
8	1:35.476	+0.787	16:37:28.550
9	1:34.689		16:39:03.239

(18) Leighan Hunt

1	1:52.361	+7.372	16:26:35.441
2	1:52.814	+7.825	16:28:28.255
3	1:52.048	+7.059	16:30:20.303
4	1:49.521	+4.532	16:32:09.824
5	1:50.129	+5.140	16:33:59.953
6	1:48.993	+4.004	16:35:48.946
7	1:47.388	+2.399	16:37:36.334
8	1:44.989		16:39:21.323

(97) James Howard

1	1:56.825	+6.048	16:26:34.119
2	1:54.388	+3.611	16:28:28.507
3	1:53.344	+2.567	16:30:21.851
4	1:50.777		16:32:12.628
5	1:52.722	+1.945	16:34:05.350
6	1:50.976	+0.199	16:35:56.326
7	1:51.607	+0.830	16:37:47.933
8	1:51.427	+0.650	16:39:39.360

(5) George Stanley

1	1:36.808	+6.039	16:26:11.619
2	1:32.275	+1.506	16:27:43.894
3	1:34.526	+3.757	16:29:18.420
4	1:33.534	+2.765	16:30:51.954
5	1:30.769		16:32:22.723
6	1:34.348	+3.579	16:33:57.071
7	1:31.909	+1.140	16:35:28.980
8	1:31.493	+0.724	16:37:00.473

(61) Harry Coomber

1	1:28.832	+4.590	16:26:04.035
2	1:25.402	+1.160	16:27:29.437
3	1:24.242		16:28:53.679
4	1:25.715	+1.473	16:30:19.394

(194) Robyn Lindsay

1	1:35.931	+6.481	16:26:11.867
2	1:32.332	+2.882	16:27:44.199
3	1:31.456	+2.006	16:29:15.655
4	1:29.450		16:30:45.105

(34) Louis Dawson

1	1:29.886	+4.522	16:26:03.520
2	1:26.375	+1.011	16:27:29.895
3	1:25.364		16:28:55.259

(15) Ross Twyman

1	1:27.248		16:26:00.052
---	-----------------	--	--------------

(38) Sam Smith

1	1:34.527		16:26:09.894
---	-----------------	--	--------------

Timekeeper

Race Director

Weather / Track : Bright / Drying

www.sportstimingsservices.co.uk

Printed: 07/05/2011 16:42:47





Thundersport GB - Rounds 5 and 6

Sorted on Best Lap time

Aprilia Superteens

Anglesey Circuit 1.550 Miles

Warm up

08/05/2011 09:00

Practice started at 9:01:16

Pos	No.	Name	Bike	CC	Best Tm	Best Speed	Diff	In Lap	2nd Best
1	75	Bradley Jones	Aprilia	125	1:25.838	65.006		4	1:26.622
2	61	Harry Coomber	Aprilia	125	1:26.215	64.722	0.377	3	1:26.836
3	21	Max Symonds	Aprilia	125	1:26.890	64.219	1.052	5	1:27.352
4	40	Joe Francis	Aprilia	125n	1:27.197	63.993	1.359	5	1:27.849
5	20	Tom Oliver	Aprilia	125	1:27.407	63.839	1.569	4	1:28.603
6	17	Alastair Dayus	Aprilia	125	1:27.510	63.764	1.672	5	1:28.793
7	41	Milo Ward	Aprilia	125n	1:27.672	63.646	1.834	4	1:27.813
8	3	David Allingham	Aprilia	125n	1:28.159	63.295	2.321	5	1:28.295
9	15	Ross Twyman	Aprilia	125	1:28.469	63.073	2.631	5	1:29.132
10	9	Ben Luxton	Aprilia	125	1:28.554	63.012	2.716	5	1:30.581
11	10	Ryan Longshaw	Aprilia	125n	1:29.520	62.332	3.682	5	1:29.788
12	42	Aaron Coupland	Aprilia	125	1:29.621	62.262	3.783	5	1:31.348
13	5	George Stanley	Aprilia	125n	1:29.809	62.132	3.971	5	1:31.699
14	29	Rhys Hutchinson	Aprilia	125	1:30.114	61.922	4.276	5	1:31.151
15	26	Matthew Shillings	Aprilia	125	1:30.831	61.433	4.993	5	1:31.160
16	34	Louis Dawson	Aprilia	125	1:30.886	61.396	5.048	5	1:31.114
17	212	Russell Brown	Aprilia	125n	1:30.968	61.340	5.130	5	1:31.670
18	19	Charley Oakland	Aprilia	125	1:31.065	61.275	5.227	4	1:31.747
19	22	Alex Baker	Aprilia	125n	1:31.735	60.827	5.897	5	1:31.892
20	194	Robyn Lindsay	Aprilia	125	1:31.828	60.766	5.990	5	1:32.492
21	4	Sam Thompson	Aprilia	125	1:33.494	59.683	7.656	5	1:33.846
22	11	Joe Sheldon-Shaw	Aprilia	125n	1:35.808	58.241	9.970	5	1:36.878
23	48	Aaron Maxfield	Aprilia	125	1:36.197	58.006	10.359	5	1:36.470
24	37	Clinton Carver	Aprilia	125	1:42.840	54.259	17.002	3	1:43.197
25	18	Leighan Hunt	Aprilia	125n	1:48.604	51.379	22.766	4	1:49.758
26	97	James Howard	Aprilia	125n	1:51.512	50.039	25.674	4	1:52.430

Announcements

No. 77 - Please fit working transponder before next race.

Timekeeper

Race Director

Weather / Track : Overcast / Wet

www.sportstimingsservices.co.uk

Printed: 08/05/2011 09:10:49





Thundersport GB - Rounds 5 and 6

Sorted on Laps

Aprilia Superteens

Anglesey Circuit 1.550 Miles

Race 1

08/05/2011 10:28

Race started at 10:28:30

Pos	No.	Name	Bike	CC	Laps	Total Tm	Diff	Best Tm	Best Speed	Avg. Speed
1	17	Alastair Dayus	Aprilia	125	9	12:27.360		1:20.573	69.254	67.197
2	75	Bradley Jones	Aprilia	125	9	12:28.049	0.689	1:20.408	69.396	67.135
3	15	Ross Twyman	Aprilia	125	9	12:28.240	0.880	1:21.295	68.639	67.118
4	20	Tom Oliver	Aprilia	125	9	12:29.350	1.990	1:20.948	68.933	67.018
5	40	Joe Francis	Aprilia	125n	9	12:29.706	2.346	1:20.724	69.124	66.986
6	9	Ben Luxton	Aprilia	125	9	12:30.300	2.940	1:20.682	69.160	66.933
7	21	Max Symonds	Aprilia	125	9	12:36.728	9.368	1:21.958	68.084	66.365
8	3	David Allingham	Aprilia	125n	9	12:40.844	13.484	1:21.884	68.145	66.006
9	34	Louis Dawson	Aprilia	125	9	12:51.666	24.306	1:22.878	67.328	65.080
10	41	Milo Ward	Aprilia	125n	9	12:52.119	24.759	1:22.812	67.382	65.042
11	61	Harry Coomber	Aprilia	125	9	12:57.060	29.700	1:23.877	66.526	64.628
12	4	Sam Thompson	Aprilia	125	9	12:57.517	30.157	1:23.845	66.551	64.590
13	37	Clinton Carver	Aprilia	125	9	13:02.508	35.148	1:24.159	66.303	64.178
14	29	Rhys Hutchinson	Aprilia	125	9	13:03.760	36.400	1:24.392	66.120	64.076
15	22	Alex Baker	Aprilia	125n	9	13:04.462	37.102	1:24.697	65.882	64.018
16	5	George Stanley	Aprilia	125n	9	13:04.805	37.445	1:23.402	66.905	63.990
17	19	Charley Oakland	Aprilia	125	9	13:05.738	38.378	1:24.889	65.733	63.914
18	26	Matthew Shillings	Aprilia	125	9	13:07.466	40.106	1:24.380	66.129	63.774
19	38	Sam Smith	Aprilia	125n	9	13:12.589	45.229	1:24.854	65.760	63.362
20	77	Ryan McAdam	Aprilia	125n	9	13:26.968	59.608	1:26.759	64.316	62.233
21	194	Robyn Lindsay	Aprilia	125	9	13:28.067	1:00.707	1:26.897	64.214	62.148
22	212	Russell Brown	Aprilia	125n	9	13:45.504	1:18.144	1:27.554	63.732	60.836
23	11	Joe Sheldon-Shaw	Aprilia	125n	8	12:32.948	1 Lap	1:31.325	61.100	59.287
24	48	Aaron Maxfield	Aprilia	125	8	12:33.588	1 Lap	1:31.139	61.225	59.237
25	18	Leighan Hunt	Aprilia	125n	7	12:38.321	2 Laps	1:42.356	54.516	51.509
26	97	James Howard	Aprilia	125n	7	12:47.009	2 Laps	1:44.233	53.534	50.925
Not classified										
DNF	42	Aaron Coupland	Aprilia	125	4	5:57.055	DNF	1:24.162	66.301	62.511
DNF	10	Ryan Longshaw	Aprilia	125n	2	3:02.839	DNF	1:24.765	65.829	61.037

Margin of Victory	Avg. Speed	Best Lap Tm	Best Speed	Best Lap by
0.689	67.197	1:20.408	69.396	75 - Bradley Jones

Timekeeper

Race Director

Weather / Track : Sunny / Dry

www.sportstimservices.co.uk



Printed: 08/05/2011 10:42:24



Thundersport GB - Rounds 5 and 6

Lapchart

Aprilia Superteens

Anglesey Circuit 1.550 Miles

Race 1

08/05/2011 10:28

Race started at 10:28:30

Competitors

Laps

	0	1	2	3	4	5	6	7	8	9	
Ben Luxton (9)	1	9	20	17	17	15	15	15	15	17	17
Alastair Dayus (17)	2	17	17	20	20	20	20	17	17	75	75
Tom Oliver (20)	3	20	15	15	15	17	17	20	20	15	15
Joe Francis (40)	4	40	75	75	75	40	40	40	40	20	20
Ross Twyman (15)	5	15	9	40	40	75	75	75	75	40	40
Bradley Jones (75)	6	75	40	9	9	9	9	9	9	9	9
David Allingham (3)	7	3	21	21	21	21	21	21	21	21	21
Max Symonds (21)	8	21	10	10	3	3	3	3	3	3	3
Louis Dawson (34)	9	34	19	3	19	34	34	34	34	34	34
Ryan Longshaw (10)	10	10	3	19	34	19	41	41	41	41	41
Rhys Hutchinson (29)	11	29	4	34	61	61	61	61	61	61	61
Sam Thompson (4)	12	4	34	4	4	41	4	4	4	4	4
Charley Oakland (19)	13	19	22	61	22	4	37	37	37	37	37
Clinton Carver (37)	14	37	61	22	41	42	19	22	22	22	29
George Stanley (5)	15	5	37	41	42	22	22	19	29	29	22
Alex Baker (22)	16	22	42	42	37	37	29	29	19	19	5
Aaron Coupland (42)	17	42	41	37	29	29	5	5	5	5	19
Matthew Shillings (26)	18	26	29	29	5	5	26	26	26	26	26
Harry Coomber (61)	19	61	5	5	26	26	38	38	38	38	38
Sam Smith (38)	20	38	26	26	38	38	194	77	77	77	77
Aaron Maxfield (48)	21	48	212	212	212	77	77	194	194	194	194
Russell Brown (212)	22	212	194	194	194	194	212	212	212	212	212
Milo Ward (41)	23	41	77	38	77	212	11	11	11	11	11
Robyn Lindsay (194)	24	194	38	77	11	11	48	48	48	48	48
Ryan McAdam (77)	25	77	48	11	48	48	18	18	18	18	18
Joe Sheldon-Shaw (11)	26	11	11	48	97	18	97	97	97	97	97
James Howard (97)	27	97	18	18	18	97					
Leighan Hunt (18)	28	18	97	97							

Timekeeper

Race Director

Weather / Track : Sunny / Dry

www.sportstimingsservices.co.uk

Printed: 08/05/2011 10:44:43





Thundersport GB - Rounds 5 and 6

Aprilia Superteens

Anglesey Circuit 1.550 Miles

Race 1

08/05/2011 10:28

Race started at 10:28:30

Lap	Lap Tm	Diff	Time of Day
(17) Alastair Dayus			
1	1:35.012	+14.439	10:30:05.551
2	1:21.637	+1.064	10:31:27.188
3	1:22.048	+1.475	10:32:49.236
4	1:22.749	+2.176	10:34:11.985
5	1:21.875	+1.302	10:35:33.860
6	1:20.573		10:36:54.433
7	1:21.204	+0.631	10:38:15.637
8	1:20.899	+0.326	10:39:36.536
9	1:21.258	+0.685	10:40:57.794
(75) Bradley Jones			
1	1:27.166	+6.758	10:30:06.418
2	1:22.477	+2.069	10:31:28.895
3	1:22.212	+1.804	10:32:51.107
4	1:21.829	+1.421	10:34:12.936
5	1:21.827	+1.419	10:35:34.763
6	1:21.046	+0.638	10:36:55.809
7	1:20.828	+0.420	10:38:16.637
8	1:20.408		10:39:37.045
9	1:21.438	+1.030	10:40:58.483
(15) Ross Twyman			
1	1:27.348	+6.053	10:30:06.203
2	1:22.374	+1.079	10:31:28.577
3	1:21.321	+0.026	10:32:49.898
4	1:21.401	+0.106	10:34:11.299
5	1:21.564	+0.269	10:35:32.863
6	1:21.324	+0.029	10:36:54.187
7	1:21.295		10:38:15.482
8	1:21.858	+0.563	10:39:37.340
9	1:21.334	+0.039	10:40:58.674
(20) Tom Oliver			
1	1:34.796	+13.848	10:30:05.341
2	1:22.505	+1.557	10:31:27.846
3	1:21.683	+0.735	10:32:49.529
4	1:22.387	+1.439	10:34:11.916
5	1:21.827	+0.879	10:35:33.743
6	1:21.215	+0.267	10:36:54.958
7	1:20.948		10:38:15.906
8	1:21.762	+0.814	10:39:37.668
9	1:22.116	+1.168	10:40:59.784
(40) Joe Francis			
1	1:35.935	+15.211	10:30:06.742
2	1:22.407	+1.683	10:31:29.149
3	1:22.070	+1.346	10:32:51.219
4	1:21.543	+0.819	10:34:12.762
5	1:21.465	+0.741	10:35:34.227
6	1:21.142	+0.418	10:36:55.369
7	1:20.724		10:38:16.093
8	1:21.643	+0.919	10:39:37.736
9	1:22.404	+1.680	10:41:00.140
(9) Ben Luxton			
1	1:36.238	+15.556	10:30:06.672
2	1:23.076	+2.394	10:31:29.748
3	1:21.969	+1.287	10:32:51.717
4	1:21.476	+0.794	10:34:13.193

Lap	Lap Tm	Diff	Time of Day
5	1:21.894	+1.212	10:35:35.087
6	1:21.169	+0.487	10:36:56.256
7	1:21.448	+0.766	10:38:17.704
8	1:20.682		10:39:38.386
9	1:22.348	+1.666	10:41:00.734
(21) Max Symonds			
1	1:27.618	+5.660	10:30:07.110
2	1:22.983	+1.025	10:31:30.093
3	1:21.958		10:32:52.051
4	1:22.132	+0.174	10:34:14.183
5	1:23.036	+1.078	10:35:37.219
6	1:22.321	+0.363	10:36:59.540
7	1:22.092	+0.134	10:38:21.632
8	1:22.645	+0.687	10:39:44.277
9	1:22.885	+0.927	10:41:07.162
(3) David Allingham			
1	1:29.584	+7.700	10:30:08.913
2	1:24.414	+2.530	10:31:33.327
3	1:23.057	+1.173	10:32:56.384
4	1:22.249	+0.365	10:34:18.633
5	1:23.722	+1.838	10:35:42.355
6	1:21.884		10:37:04.239
7	1:22.041	+0.157	10:38:26.280
8	1:22.336	+0.452	10:39:48.616
9	1:22.662	+0.778	10:41:11.278
(34) Louis Dawson			
1	1:30.357	+7.479	10:30:10.021
2	1:25.142	+2.264	10:31:35.163
3	1:26.039	+3.161	10:33:01.202
4	1:24.316	+1.438	10:34:25.518
5	1:24.351	+1.473	10:35:49.869
6	1:23.398	+0.520	10:37:13.267
7	1:22.878		10:38:36.145
8	1:22.996	+0.118	10:39:59.141
9	1:22.959	+0.081	10:41:22.100
(41) Milo Ward			
1	1:30.210	+7.398	10:30:11.930
2	1:26.072	+3.260	10:31:38.002
3	1:24.790	+1.978	10:33:02.792
4	1:24.018	+1.206	10:34:26.810
5	1:23.587	+0.775	10:35:50.397
6	1:23.213	+0.401	10:37:13.610
7	1:22.873	+0.061	10:38:36.483
8	1:22.812		10:39:59.295
9	1:23.258	+0.446	10:41:22.553
(61) Harry Coomber			
1	1:29.824	+5.947	10:30:11.206
2	1:24.619	+0.742	10:31:35.825
3	1:25.726	+1.849	10:33:01.551
4	1:25.168	+1.291	10:34:26.719
5	1:24.557	+0.680	10:35:51.276
6	1:23.972	+0.095	10:37:15.248
7	1:24.347	+0.470	10:38:39.595
8	1:24.022	+0.145	10:40:03.617
9	1:23.877		10:41:27.494

Lap	Lap Tm	Diff	Time of Day
(4) Sam Thompson			
1	1:29.496	+5.651	10:30:09.717
2	1:25.769	+1.924	10:31:35.486
3	1:26.242	+2.397	10:33:01.728
4	1:25.565	+1.720	10:34:27.293
5	1:24.691	+0.846	10:35:51.984
6	1:23.879	+0.034	10:37:15.863
7	1:23.845		10:38:39.708
8	1:24.334	+0.489	10:40:04.042
9	1:23.909	+0.064	10:41:27.951
(37) Clinton Carver			
1	1:31.348	+7.189	10:30:11.738
2	1:26.992	+2.833	10:31:38.730
3	1:25.232	+1.073	10:33:03.962
4	1:24.159		10:34:28.121
5	1:25.528	+1.369	10:35:53.649
6	1:25.163	+1.004	10:37:18.812
7	1:24.353	+0.194	10:38:43.165
8	1:25.038	+0.879	10:40:08.203
9	1:24.739	+0.580	10:41:32.942
(29) Rhys Hutchinson			
1	1:32.326	+7.934	10:30:12.529
2	1:26.692	+2.300	10:31:39.221
3	1:25.230	+0.838	10:33:04.451
4	1:24.646	+0.254	10:34:29.097
5	1:25.371	+0.979	10:35:54.468
6	1:25.601	+1.209	10:37:20.069
7	1:24.606	+0.214	10:38:44.675
8	1:25.127	+0.735	10:40:09.802
9	1:24.392		10:41:34.194
(22) Alex Baker			
1	1:30.262	+5.565	10:30:10.929
2	1:25.800	+1.103	10:31:36.729
3	1:25.511	+0.814	10:33:02.240
4	1:25.819	+1.122	10:34:28.059
5	1:25.953	+1.256	10:35:54.012
6	1:25.424	+0.727	10:37:19.436
7	1:24.697		10:38:44.133
8	1:25.630	+0.933	10:40:09.763
9	1:25.133	+0.436	10:41:34.896
(5) George Stanley			
1	1:32.376	+8.974	10:30:12.999
2	1:26.996	+3.594	10:31:39.995
3	1:25.821	+2.419	10:33:05.816
4	1:25.294	+1.892	10:34:31.110
5	1:26.681	+3.279	10:35:57.791
6	1:24.934	+1.532	10:37:22.725
7	1:24.545	+1.143	10:38:47.270
8	1:24.567	+1.165	10:40:11.837
9	1:23.402		10:41:35.239
(19) Charley Oakland			
1	1:28.437	+3.548	10:30:08.754
2	1:25.997	+1.108	10:31:34.751
3	1:26.363	+1.474	10:33:01.114
4	1:25.343	+0.454	10:34:26.457
5	1:27.330	+2.441	10:35:53.787

Timekeeper

Race Director

Weather / Track : Sunny / Dry

www.sportstimingsservices.co.uk

Printed: 08/05/2011 10:45:29





Thundersport GB - Rounds 5 and 6

Aprilia Superteens

Anglesey Circuit 1.550 Miles

Race 1

08/05/2011 10:28

Race started at 10:28:30

Lap	Lap Tm	Diff	Time of Day
6	1:26.152	+1.263	10:37:19.939
7	1:25.969	+1.080	10:38:45.908
8	1:25.375	+0.486	10:40:11.283
9	1:24.889		10:41:36.172

(26) Matthew Shillings

Lap	Lap Tm	Diff	Time of Day
1	1:32.128	+7.748	10:30:13.176
2	1:27.869	+3.489	10:31:41.045
3	1:26.151	+1.771	10:33:07.196
4	1:25.746	+1.366	10:34:32.942
5	1:25.829	+1.449	10:35:58.771
6	1:25.282	+0.902	10:37:24.053
7	1:24.922	+0.542	10:38:48.975
8	1:24.545	+0.165	10:40:13.520
9	1:24.380		10:41:37.900

(38) Sam Smith

Lap	Lap Tm	Diff	Time of Day
1	1:34.035	+9.181	10:30:15.442
2	1:27.654	+2.800	10:31:43.096
3	1:26.518	+1.664	10:33:09.614
4	1:26.498	+1.644	10:34:36.112
5	1:25.561	+0.707	10:36:01.673
6	1:25.390	+0.536	10:37:27.063
7	1:24.854		10:38:51.917
8	1:25.603	+0.749	10:40:17.520
9	1:25.503	+0.649	10:41:43.023

(77) Ryan McAdam

Lap	Lap Tm	Diff	Time of Day
1	1:32.895	+6.136	10:30:15.089
2	1:28.504	+1.745	10:31:43.593
3	1:27.986	+1.227	10:33:11.579
4	1:28.250	+1.491	10:34:39.829
5	1:28.257	+1.498	10:36:08.086
6	1:27.855	+1.096	10:37:35.941
7	1:26.759		10:39:02.700
8	1:27.521	+0.762	10:40:30.221
9	1:27.181	+0.422	10:41:57.402

(194) Robyn Lindsay

Lap	Lap Tm	Diff	Time of Day
1	1:32.796	+5.899	10:30:14.569
2	1:28.329	+1.432	10:31:42.898
3	1:28.575	+1.678	10:33:11.473
4	1:28.897	+2.000	10:34:40.370
5	1:27.595	+0.698	10:36:07.965
6	1:28.368	+1.471	10:37:36.333
7	1:28.064	+1.167	10:39:04.397
8	1:27.207	+0.310	10:40:31.604
9	1:26.897		10:41:58.501

(212) Russell Brown

Lap	Lap Tm	Diff	Time of Day
1	1:32.322	+4.768	10:30:13.955
2	1:28.789	+1.235	10:31:42.744
3	1:28.389	+0.835	10:33:11.133
4	1:31.100	+3.546	10:34:42.233
5	1:27.554		10:36:09.787
6	1:33.285	+5.731	10:37:43.072
7	1:31.976	+4.422	10:39:15.048
8	1:30.454	+2.900	10:40:45.502
9	1:30.436	+2.882	10:42:15.938

(11) Joe Sheldon-Shaw

Lap	Lap Tm	Diff	Time of Day
1	1:35.677	+4.352	10:30:17.983
2	1:32.103	+0.778	10:31:50.086
3	1:33.374	+2.049	10:33:23.460
4	1:32.517	+1.192	10:34:55.977
5	1:31.325		10:36:27.302
6	1:31.431	+0.106	10:37:58.733
7	1:32.274	+0.949	10:39:31.007
8	1:32.375	+1.050	10:41:03.382

(48) Aaron Maxfield

Lap	Lap Tm	Diff	Time of Day
1	1:35.504	+4.365	10:30:16.959
2	1:33.561	+2.422	10:31:50.520
3	1:33.208	+2.069	10:33:23.728
4	1:32.995	+1.856	10:34:56.723
5	1:31.198	+0.059	10:36:27.921
6	1:31.139		10:37:59.060
7	1:32.302	+1.163	10:39:31.362
8	1:32.660	+1.521	10:41:04.022

(18) Leighan Hunt

Lap	Lap Tm	Diff	Time of Day
1	1:51.172	+8.816	10:30:35.676
2	1:47.155	+4.799	10:32:22.831
3	1:50.339	+7.983	10:34:13.170
4	1:47.624	+5.268	10:36:00.794
5	1:42.356		10:37:43.150
6	1:43.220	+0.864	10:39:26.370
7	1:42.385	+0.029	10:41:08.755

(97) James Howard

Lap	Lap Tm	Diff	Time of Day
1	1:53.563	+9.330	10:30:36.772
2	1:47.355	+3.122	10:32:24.127
3	1:47.474	+3.241	10:34:11.601
4	1:49.716	+5.483	10:36:01.317
5	1:46.301	+2.068	10:37:47.618
6	1:44.233		10:39:31.851
7	1:45.592	+1.359	10:41:17.443

(42) Aaron Coupland

Lap	Lap Tm	Diff	Time of Day
1	1:31.168	+7.006	10:30:11.887
2	1:26.544	+2.382	10:31:38.431
3	1:24.896	+0.734	10:33:03.327
4	1:24.162		10:34:27.489

(10) Ryan Longshaw

Lap	Lap Tm	Diff	Time of Day
1	1:28.649	+3.884	10:30:08.508
2	1:24.765		10:31:33.273

Timekeeper

Race Director

Weather / Track : Sunny / Dry

www.sportstimingsservices.co.uk

Printed: 08/05/2011 10:45:29





Thundersport GB - Rounds 5 and 6

Sorted on Laps

Aprilia Superteens

Anglesey Circuit 1.550 Miles

Race 10

08/05/2011 14:02

Race started at 14:02:42

Pos	No.	Name	Bike	CC	Laps	Total Tm	Diff	Best Tm	Best Speed	Avg. Speed
1	20	Tom Oliver	Aprilia	125	9	12:08.242		1:19.589	70.110	68.961
2	17	Alastair Dayus	Aprilia	125	9	12:08.345	0.103	1:19.602	70.099	68.951
3	40	Joe Francis	Aprilia	125n	9	12:08.730	0.488	1:19.404	70.274	68.914
4	9	Ben Luxton	Aprilia	125	9	12:14.050	5.808	1:19.901	69.836	68.415
5	15	Ross Twyman	Aprilia	125	9	12:15.252	7.010	1:20.526	69.294	68.303
6	75	Bradley Jones	Aprilia	125	9	12:17.101	8.859	1:20.165	69.606	68.132
7	21	Max Symonds	Aprilia	125	9	12:17.482	9.240	1:20.479	69.335	68.097
8	61	Harry Coomber	Aprilia	125	9	12:36.404	28.162	1:22.730	67.448	66.393
9	10	Ryan Longshaw	Aprilia	125n	9	12:38.900	30.658	1:22.561	67.586	66.175
10	3	David Allingham	Aprilia	125n	9	12:39.021	30.779	1:22.558	67.589	66.164
11	34	Louis Dawson	Aprilia	125	9	12:39.666	31.424	1:22.598	67.556	66.108
12	37	Clinton Carver	Aprilia	125	9	12:46.152	37.910	1:22.966	67.256	65.548
13	4	Sam Thompson	Aprilia	125	9	12:46.306	38.064	1:22.558	67.589	65.535
14	41	Milo Ward	Aprilia	125n	9	12:46.433	38.191	1:23.172	67.090	65.524
15	22	Alex Baker	Aprilia	125n	9	12:46.580	38.338	1:23.020	67.213	65.512
16	29	Rhys Hutchinson	Aprilia	125	9	12:47.534	39.292	1:23.388	66.916	65.430
17	5	George Stanley	Aprilia	125n	9	12:48.285	40.043	1:23.147	67.110	65.366
18	26	Matthew Shillings	Aprilia	125	9	12:58.613	50.371	1:24.350	66.153	64.499
19	19	Charley Oakland	Aprilia	125	9	13:00.351	52.109	1:24.870	65.748	64.356
20	77	Ryan McAdam	Aprilia	125n	9	13:00.440	52.198	1:25.183	65.506	64.348
21	212	Russell Brown	Aprilia	125n	9	13:04.155	55.913	1:25.074	65.590	64.043
22	42	Aaron Coupland	Aprilia	125	9	13:21.220	1:12.978	1:27.679	63.641	62.679
23	194	Robyn Lindsay	Aprilia	125	9	13:27.574	1:19.332	1:27.899	63.482	62.186
24	11	Joe Sheldon-Shaw	Aprilia	125n	8	12:30.460	1 Lap	1:31.857	60.747	59.484
25	97	James Howard	Aprilia	125n	7	12:46.209	2 Laps	1:46.179	52.553	50.978
26	18	Leighan Hunt	Aprilia	125n	7	12:47.537	2 Laps	1:45.988	52.647	50.890
Not classified										
DNF	38	Sam Smith	Aprilia	125n		4.438	DNF	-	-	-

Margin of Victory	Avg. Speed	Best Lap Tm	Best Speed	Best Lap by
0.103	68.961	1:19.404	70.274	40 - Joe Francis

Timekeeper

Race Director

Weather / Track : Sunny / Dry

www.sportstimservices.co.uk



Printed: 08/05/2011 14:16:24



Thundersport GB - Rounds 5 and 6

Lapchart

Aprilia Superteens

Anglesey Circuit 1.550 Miles

Race 10

08/05/2011 14:02

Race started at 14:02:42

Competitors

Laps

	0	1	2	3	4	5	6	7	8	9
Ben Luxton (9)	1	9	17	17	20	20	20	20	20	20
Tom Oliver (20)	2	20	20	20	17	17	17	17	17	17
Joe Francis (40)	3	40	75	15	15	40	40	40	40	40
Alastair Dayus (17)	4	17	15	21	21	15	15	15	9	9
Ross Twyman (15)	5	15	9	75	40	21	21	75	15	15
Bradley Jones (75)	6	75	21	40	75	75	75	9	75	75
David Allingham (3)	7	3	40	9	9	9	9	21	21	21
Max Symonds (21)	8	21	10	61	61	61	61	61	61	61
Louis Dawson (34)	9	34	61	10	10	10	10	10	10	10
Rhys Hutchinson (29)	10	29	3	3	3	3	3	3	3	3
Ryan Longshaw (10)	11	10	4	37	34	34	34	34	34	34
Sam Thompson (4)	12	4	37	29	4	22	37	37	37	37
Clinton Carver (37)	13	37	29	22	37	4	22	22	22	4
George Stanley (5)	14	5	5	34	22	37	41	4	4	41
Charley Oakland (19)	15	19	22	4	41	41	4	41	41	22
Alex Baker (22)	16	22	34	5	29	29	29	29	5	29
Aaron Coupland (42)	17	42	41	41	5	5	5	5	29	5
Sam Smith (38)	18	38	42	26	26	19	19	19	19	26
Matthew Shillings (26)	19	26	26	77	19	26	77	77	77	26
Russell Brown (212)	20	212	77	19	77	77	26	26	26	77
Harry Coomber (61)	21	61	19	42	212	212	212	212	212	212
Robyn Lindsay (194)	22	194	212	212	42	42	42	42	42	42
Milo Ward (41)	23	41	194	194	194	194	194	194	194	194
Joe Sheldon-Shaw (11)	24	11	11	11	11	11	11	11	11	11
Ryan McAdam (77)	25	77	97	97	18	97	97	18	97	
James Howard (97)	26	97	18	18	97	18	18	97	18	
Leighan Hunt (18)	27	18								

Timekeeper

Race Director

Weather / Track : Sunny / Dry

www.sportstimingsservices.co.uk

Printed: 08/05/2011 14:17:47





Thundersport GB - Rounds 5 and 6

Aprilia Superteens

Anglesey Circuit 1.550 Miles

Race 10

08/05/2011 14:02

Race started at 14:02:42

Lap	Lap Tm	Diff	Time of Day
(20) Tom Oliver			
1	1:26.704	+7.115	14:04:09.355
2	1:21.250	+1.661	14:05:30.605
3	1:20.703	+1.114	14:06:51.308
4	1:20.557	+0.968	14:08:11.865
5	1:20.076	+0.487	14:09:31.941
6	1:19.607	+0.018	14:10:51.548
7	1:19.589		14:12:11.137
8	1:20.013	+0.424	14:13:31.150
9	1:19.718	+0.129	14:14:50.868
(17) Alastair Dayus			
1	1:26.314	+6.712	14:04:09.051
2	1:21.304	+1.702	14:05:30.355
3	1:21.338	+1.736	14:06:51.693
4	1:20.389	+0.787	14:08:12.082
5	1:20.124	+0.522	14:09:32.206
6	1:19.636	+0.034	14:10:51.842
7	1:19.602		14:12:11.444
8	1:19.881	+0.279	14:13:31.325
9	1:19.646	+0.044	14:14:50.971
(40) Joe Francis			
1	1:27.890	+8.486	14:04:10.554
2	1:21.505	+2.101	14:05:32.059
3	1:20.407	+1.003	14:06:52.466
4	1:20.110	+0.706	14:08:12.576
5	1:19.859	+0.455	14:09:32.435
6	1:19.893	+0.489	14:10:52.328
7	1:19.445	+0.041	14:12:11.773
8	1:20.179	+0.775	14:13:31.952
9	1:19.404		14:14:51.356
(9) Ben Luxton			
1	1:27.654	+7.753	14:04:10.280
2	1:22.347	+2.446	14:05:32.627
3	1:20.795	+0.894	14:06:53.422
4	1:21.581	+1.680	14:08:15.003
5	1:21.004	+1.103	14:09:36.007
6	1:19.938	+0.037	14:10:55.945
7	1:19.901		14:12:15.846
8	1:20.535	+0.634	14:13:36.381
9	1:20.295	+0.394	14:14:56.676
(15) Ross Twyman			
1	1:26.048	+5.522	14:04:09.922
2	1:20.951	+0.425	14:05:30.873
3	1:21.164	+0.638	14:06:52.037
4	1:22.032	+1.506	14:08:14.069
5	1:20.758	+0.232	14:09:34.827
6	1:20.608	+0.082	14:10:55.435
7	1:20.840	+0.314	14:12:16.275
8	1:21.077	+0.551	14:13:37.352
9	1:20.526		14:14:57.878
(75) Bradley Jones			
1	1:24.487	+4.322	14:04:09.667
2	1:22.128	+1.963	14:05:31.795
3	1:20.959	+0.794	14:06:52.754
4	1:22.111	+1.946	14:08:14.865

Lap	Lap Tm	Diff	Time of Day
5	1:20.717	+0.552	14:09:35.582
6	1:20.165		14:10:55.747
7	1:20.795	+0.630	14:12:16.542
8	1:22.104	+1.939	14:13:38.646
9	1:21.081	+0.916	14:14:59.727
(21) Max Symonds			
1	1:24.861	+4.382	14:04:10.396
2	1:20.956	+0.477	14:05:31.352
3	1:20.863	+0.384	14:06:52.215
4	1:22.250	+1.771	14:08:14.465
5	1:20.921	+0.442	14:09:35.386
6	1:20.956	+0.477	14:10:56.342
7	1:20.479		14:12:16.821
8	1:22.393	+1.914	14:13:39.214
9	1:20.894	+0.415	14:15:00.108
(61) Harry Coomber			
1	1:25.754	+3.024	14:04:13.081
2	1:23.538	+0.808	14:05:36.619
3	1:23.453	+0.723	14:07:00.072
4	1:23.176	+0.446	14:08:23.248
5	1:23.844	+1.114	14:09:47.092
6	1:22.730		14:11:09.822
7	1:22.815	+0.085	14:12:32.637
8	1:23.149	+0.419	14:13:55.786
9	1:23.244	+0.514	14:15:19.030
(10) Ryan Longshaw			
1	1:26.998	+4.437	14:04:12.817
2	1:24.448	+1.887	14:05:37.265
3	1:23.699	+1.138	14:07:00.964
4	1:22.877	+0.316	14:08:23.841
5	1:24.116	+1.555	14:09:47.957
6	1:22.955	+0.394	14:11:10.912
7	1:22.561		14:12:33.473
8	1:23.756	+1.195	14:13:57.229
9	1:24.297	+1.736	14:15:21.526
(3) David Allingham			
1	1:27.886	+5.328	14:04:13.221
2	1:24.253	+1.695	14:05:37.474
3	1:23.772	+1.214	14:07:01.246
4	1:22.840	+0.282	14:08:24.086
5	1:24.119	+1.561	14:09:48.205
6	1:22.992	+0.434	14:11:11.197
7	1:22.558		14:12:33.755
8	1:23.603	+1.045	14:13:57.358
9	1:24.289	+1.731	14:15:21.647
(34) Louis Dawson			
1	1:29.690	+7.092	14:04:15.397
2	1:25.547	+2.949	14:05:40.944
3	1:23.828	+1.230	14:07:04.772
4	1:23.873	+1.275	14:08:28.645
5	1:23.130	+0.532	14:09:51.775
6	1:22.598		14:11:14.373
7	1:22.648	+0.050	14:12:37.021
8	1:22.610	+0.012	14:13:59.631
9	1:22.661	+0.063	14:15:22.292

Lap	Lap Tm	Diff	Time of Day
(37) Clinton Carver			
1	1:27.850	+4.884	14:04:14.172
2	1:25.693	+2.727	14:05:39.865
3	1:25.280	+2.314	14:07:05.145
4	1:24.582	+1.616	14:08:29.727
5	1:23.087	+0.121	14:09:52.814
6	1:22.966		14:11:15.780
7	1:23.306	+0.340	14:12:39.086
8	1:24.374	+1.408	14:14:03.460
9	1:25.318	+2.352	14:15:28.778
(4) Sam Thompson			
1	1:27.766	+5.208	14:04:14.050
2	1:27.517	+4.959	14:05:41.567
3	1:23.420	+0.862	14:07:04.987
4	1:24.680	+2.122	14:08:29.667
5	1:24.700	+2.142	14:09:54.367
6	1:22.558		14:11:16.925
7	1:23.019	+0.461	14:12:39.944
8	1:24.014	+1.456	14:14:03.958
9	1:24.974	+2.416	14:15:28.932
(41) Milo Ward			
1	1:28.353	+5.181	14:04:15.967
2	1:25.865	+2.693	14:05:41.832
3	1:24.409	+1.237	14:07:06.241
4	1:23.961	+0.789	14:08:30.202
5	1:23.661	+0.489	14:09:53.863
6	1:23.172		14:11:17.035
7	1:23.445	+0.273	14:12:40.480
8	1:23.670	+0.498	14:14:04.150
9	1:24.909	+1.737	14:15:29.059
(22) Alex Baker			
1	1:28.524	+5.504	14:04:15.248
2	1:25.420	+2.400	14:05:40.668
3	1:25.408	+2.388	14:07:06.076
4	1:23.248	+0.228	14:08:29.324
5	1:24.114	+1.094	14:09:53.438
6	1:23.020		14:11:16.458
7	1:23.141	+0.121	14:12:39.599
8	1:25.157	+2.137	14:14:04.756
9	1:24.450	+1.430	14:15:29.206
(29) Rhys Hutchinson			
1	1:28.415	+5.027	14:04:14.183
2	1:26.249	+2.861	14:05:40.432
3	1:26.436	+3.048	14:07:06.868
4	1:24.093	+0.705	14:08:30.961
5	1:24.619	+1.231	14:09:55.580
6	1:23.641	+0.253	14:11:19.221
7	1:23.914	+0.526	14:12:43.135
8	1:23.388		14:14:06.523
9	1:23.637	+0.249	14:15:30.160
(5) George Stanley			
1	1:28.283	+5.136	14:04:14.753
2	1:26.907	+3.760	14:05:41.660
3	1:25.629	+2.482	14:07:07.289
4	1:24.637	+1.490	14:08:31.926
5	1:24.430	+1.283	14:09:56.356

Timekeeper

Race Director

Weather / Track : Sunny / Dry

www.sportstimingsservices.co.uk





Thundersport GB - Rounds 5 and 6

Aprilia Superteens

Anglesey Circuit 1.550 Miles

Race 10

08/05/2011 14:02

Race started at 14:02:42

Lap	Lap Tm	Diff	Time of Day
6	1:23.403	+0.256	14:11:19.759
7	1:23.147		14:12:42.906
8	1:24.351	+1.204	14:14:07.257
9	1:23.654	+0.507	14:15:30.911

(26) Matthew Shillings

1	1:30.535	+6.185	14:04:17.783
2	1:26.046	+1.696	14:05:43.829
3	1:25.115	+0.765	14:07:08.944
4	1:26.356	+2.006	14:08:35.300
5	1:26.394	+2.044	14:10:01.694
6	1:25.406	+1.056	14:11:27.100
7	1:25.252	+0.902	14:12:52.352
8	1:24.537	+0.187	14:14:16.889
9	1:24.350		14:15:41.239

(19) Charley Oakland

1	1:32.412	+7.542	14:04:19.000
2	1:25.892	+1.022	14:05:44.892
3	1:24.870		14:07:09.762
4	1:25.179	+0.309	14:08:34.941
5	1:25.800	+0.930	14:10:00.741
6	1:25.113	+0.243	14:11:25.854
7	1:25.584	+0.714	14:12:51.438
8	1:25.259	+0.389	14:14:16.697
9	1:26.280	+1.410	14:15:42.977

(77) Ryan McAdam

1	1:30.030	+4.847	14:04:18.079
2	1:26.071	+0.888	14:05:44.150
3	1:25.988	+0.805	14:07:10.138
4	1:25.400	+0.217	14:08:35.538
5	1:25.392	+0.209	14:10:00.930
6	1:25.183		14:11:26.113
7	1:25.592	+0.409	14:12:51.705
8	1:25.308	+0.125	14:14:17.013
9	1:26.053	+0.870	14:15:43.066

(212) Russell Brown

1	1:32.233	+7.159	14:04:19.521
2	1:26.655	+1.581	14:05:46.176
3	1:26.165	+1.091	14:07:12.341
4	1:25.945	+0.871	14:08:38.286
5	1:26.794	+1.720	14:10:05.080
6	1:25.646	+0.572	14:11:30.726
7	1:25.829	+0.755	14:12:56.555
8	1:25.074		14:14:21.629
9	1:25.152	+0.078	14:15:46.781

(42) Aaron Coupland

1	1:30.728	+3.049	14:04:17.635
2	1:28.053	+0.374	14:05:45.688
3	1:27.679		14:07:13.367
4	1:28.118	+0.439	14:08:41.485
5	1:28.488	+0.809	14:10:09.973
6	1:28.099	+0.420	14:11:38.072
7	1:28.308	+0.629	14:13:06.380
8	1:28.292	+0.613	14:14:34.672
9	1:29.174	+1.495	14:16:03.846

(194) Robyn Lindsay

Lap	Lap Tm	Diff	Time of Day
1	1:34.467	+6.568	14:04:22.027
2	1:28.393	+0.494	14:05:50.420
3	1:28.830	+0.931	14:07:19.250
4	1:28.797	+0.898	14:08:48.047
5	1:28.132	+0.233	14:10:16.179
6	1:28.635	+0.736	14:11:44.814
7	1:27.899		14:13:12.713
8	1:28.426	+0.527	14:14:41.139
9	1:29.061	+1.162	14:16:10.200

(11) Joe Sheldon-Shaw

1	1:36.463	+4.606	14:04:24.392
2	1:33.323	+1.466	14:05:57.715
3	1:33.706	+1.849	14:07:31.421
4	1:32.211	+0.354	14:09:03.632
5	1:31.857		14:10:35.489
6	1:32.311	+0.454	14:12:07.800
7	1:32.948	+1.091	14:13:40.748
8	1:32.338	+0.481	14:15:13.086

(97) James Howard

1	1:50.086	+3.907	14:04:39.410
2	1:46.179		14:06:25.589
3	1:50.593	+4.414	14:08:16.182
4	1:47.350	+1.171	14:10:03.532
5	1:46.849	+0.670	14:11:50.381
6	1:50.744	+4.565	14:13:41.125
7	1:47.710	+1.531	14:15:28.835

(18) Leighan Hunt

1	1:50.684	+4.696	14:04:41.622
2	1:46.239	+0.251	14:06:27.861
3	1:47.078	+1.090	14:08:14.939
4	1:50.651	+4.663	14:10:05.590
5	1:45.988		14:11:51.578
6	1:49.301	+3.313	14:13:40.879
7	1:49.284	+3.296	14:15:30.163

Timekeeper

Race Director

Weather / Track : Sunny / Dry

www.sportstimingsservices.co.uk

Printed: 08/05/2011 14:18:29





Thundersport GB - Rounds 5 and 6

Sorted on Best Lap time

BridgestoneThundersport 500

Anglesey Circuit 1.550 Miles

Qualifying

07/05/2011 09:23

Qualifying started at 9:23:26

Pos	No.	Name	Bike	CC	Best Tm	In Lap	Diff	2nd Best	2nd Lap
1	83	Colin McCabe	Honda	500	1:18.913	4		1:18.946	8
2	12	Andy Lawson	Honda	500	1:18.928	8	0.015	1:19.470	3
3	5	Darryl Harrison	Honda	500	1:19.007	8	0.094	1:19.279	14
4	155	Scott Campbell	Honda	500	1:19.082	10	0.169	1:19.573	8
5	9	Tom Harrison	Honda	500	1:20.088	8	1.175	1:20.372	4
6	14	Dominic Clegg	Honda	500	1:20.648	4	1.735	1:21.250	3
7	64	Adam Palfreman	Honda	500	1:20.731	8	1.818	1:20.807	11
8	23	Kyle Wilks	Honda	500	1:20.797	10	1.884	1:21.178	9
9	111	David Carson	Honda	500	1:20.802	14	1.889	1:20.958	12
10	42	Christopher Spink	Honda	500	1:20.949	15	2.036	1:21.132	4
11	32	Nick Clift	Honda	500	1:20.982	6	2.069	1:21.859	5
12	7	Jonathan Owens	Honda	500	1:21.254	5	2.341	1:21.847	8
13	47	Steve Kain	Honda	500	1:21.423	14	2.510	1:22.333	13
14	59	Seth Curry	Honda	500	1:21.974	12	3.061	1:22.496	13
15	78	Graeme Marshall	Honda	500	1:22.023	12	3.110	1:22.101	13
16	33	Richard Blunt	Honda	500	1:22.210	2	3.297	1:26.289	1
17	72	Mike Bailey	Honda	500	1:22.276	10	3.363	1:22.412	13
18	18	David Jeff	Honda	500	1:22.563	6	3.650	1:22.708	10
19	131	Graham Gough	Honda	500	1:22.759	11	3.846	1:22.984	14
20	73	Jerry Frost	Honda	500	1:22.817	10	3.904	1:22.843	9
21	84	Jason Taylor	Honda	500	1:22.843	9	3.930	1:22.856	11
22	16	Craig Jeff	Honda	500	1:22.952	14	4.039	1:23.600	8
23	48	Allan Brookbanks	Honda	500	1:24.033	8	5.120	1:24.331	5
24	1	Mark Evans	Honda	500	1:24.086	3	5.173	1:25.177	2
25	99	Andrew Scanlon	Honda	500	1:24.524	7	5.611	1:24.832	6
26	87	Chris Bazeley	Honda	500	1:25.152	9	6.239	1:27.219	10
27	51	Nick Little	Honda	500	1:26.647	10	7.734	1:26.867	14
28	102	Stewart Campbell	Honda	500	1:26.846	3	7.933	1:27.284	2
29	69	Roy Marsden	Honda	500	1:35.418	8	16.505	1:36.521	3

Announcements

** No 12 - No Transponder **

Timekeeper

Clerk of Course

Weather / Track : Bright / Dry

www.sportstimingsservices.co.uk

Printed: 07/05/2011 09:45:00





Thundersport GB - Rounds 5 and 6

BridgestoneThundersport 500

Anglesey Circuit 1.550 Miles

Race 2 & 11 / Sunday 7 & 16

07/05/2011

Practice

POLE POSITION

4	3	2	1	1
155	5	12	83	2
8	7	6	5	3
23	64	14	9	4
12	11	10	9	5
7	32	42	111	6
16	15	14	13	7
33	78	59	47	8
20	19	18	17	
73	131	18	72	
24	23	22	21	
1	48	16	84	
28	27	26	25	
102	51	87	99	
			29	
			69	

Timekeeper

Clerk of Course

Weather / Track :

www.sportstimeservices.co.uk

Printed: 07/05/2011 09:46:43





Thundersport GB - Rounds 5 and 6

Sorted on Laps

BridgestoneThundersport 500

Anglesey Circuit 1.550 Miles

Race 2

07/05/2011 13:29

Race started at 13:29:24

Pos	No.	Name	Bike	CC	Laps	Total Tm	Diff	Best Tm	Best Speed	Avg. Speed
1	83	Colin McCabe	Honda	500	10	14:17.622		1:24.245	66.235	65.064
2	5	Darryl Harrison	Honda	500	10	14:19.259	1.637	1:23.756	66.622	64.940
3	23	Kyle Wilks	Honda	500	10	14:24.076	6.454	1:24.178	66.288	64.578
4	64	Adam Palfreman	Honda	500	10	14:24.510	6.888	1:24.043	66.395	64.545
5	32	Nick Clift	Honda	500	10	14:26.954	9.332	1:24.890	65.732	64.363
6	14	Dominic Clegg	Honda	500	10	14:29.271	11.649	1:24.264	66.220	64.192
7	9	Tom Harrison	Honda	500	10	14:34.674	17.052	1:25.340	65.386	63.795
8	155	Scott Campbell	Honda	500	10	14:35.849	18.227	1:25.307	65.411	63.710
9	12	Andy Lawson	Honda	500	10	14:45.688	28.066	1:25.489	65.272	63.002
10	111	David Carson	Honda	500	10	14:49.478	31.856	1:25.231	65.469	62.733
11	18	David Jeff	Honda	500	10	14:49.921	32.299	1:25.470	65.286	62.702
12	7	Jonathan Owens	Honda	500	10	14:52.175	34.553	1:26.500	64.509	62.544
13	16	Craig Jeff	Honda	500	10	14:54.996	37.374	1:26.810	64.278	62.347
14	99	Andrew Scanlon	Honda	500	10	14:56.553	38.931	1:25.811	65.027	62.238
15	73	Jerry Frost	Honda	500	10	14:57.954	40.332	1:26.448	64.547	62.141
16	72	Mike Bailey	Honda	500	10	14:58.685	41.063	1:26.613	64.425	62.091
17	47	Steve Kain	Honda	500	10	15:06.181	48.559	1:26.114	64.798	61.577
18	48	Allan Brookbanks	Honda	500	10	15:11.756	54.134	1:27.507	63.766	61.201
19	84	Jason Taylor	Honda	500	10	15:18.256	1:00.634	1:28.937	62.741	60.767
20	131	Graham Gough	Honda	500	10	15:23.877	1:06.255	1:28.595	62.983	60.398
21	33	Richard Blunt	Honda	500	10	15:24.111	1:06.489	1:29.871	62.089	60.382
22	194	Neil Schofield	Honda	500	10	15:30.851	1:13.229	1:30.013	61.991	59.945
23	102	Stewart Campbell	Honda	500	10	15:48.316	1:30.694	1:30.242	61.834	58.841
24	51	Nick Little	Honda	500	9	14:24.513	1 Lap	1:31.808	60.779	58.091
25	87	Chris Bazeley	Honda	500	9	14:27.958	1 Lap	1:30.802	61.452	57.860
26	78	Graeme Marshall	Honda	500	9	14:28.610	1 Lap	1:30.940	61.359	57.817

Not classified

DNF	1	Mark Evans	Honda	500	6	9:10.394	DNF	1:23.617	66.733	60.829
DNF	59	Seth Curry	Honda	500	1	1:45.350	DNF	1:41.122	55.181	52.966
DNF	42	Christopher Spink	Honda	500		3.607	DNF		-	-

Announcements

No. 12 - 10 Second Penalty - Jump Start

No. 1 & 78 - Please fit working transponder if you wish to be included in the next race result.

Margin of Victory	Avg. Speed	Best Lap Tm	Best Speed	Best Lap by
1.637	65.064	1:23.756	66.622	5 - Darryl Harrison

Timekeeper

Race Director

Weather / Track : Overcast / Damp

www.sportstimingservices.co.uk





Thundersport GB - Rounds 5 and 6

Lapchart

BridgestoneThundersport 500

Anglesey Circuit 1.550 Miles

Race 2

07/05/2011 13:29

Race started at 13:29:24

Competitors

Laps

	0	1	2	3	4	5	6	7	8	9	10
Darryl Harrison (5)	1	5	12	83	83	83	83	83	83	83	83
Colin McCabe (83)	2	83	155	12	32	14	14	14	14	5	5
Andy Lawson (12)	3	12	83	32	14	23	23	5	5	23	23
Scott Campbell (155)	4	155	64	14	23	32	5	23	23	14	64
Tom Harrison (9)	5	9	14	64	12	5	64	64	64	14	32
Dominic Clegg (14)	6	14	32	23	5	64	32	32	32	32	14
Adam Palfreman (64)	7	64	23	5	64	12	12	12	9	9	9
Kyle Wilks (23)	8	23	5	155	155	155	155	9	12	12	12
David Carson (111)	9	111	9	9	9	9	155	155	155	155	155
Nick Clift (32)	10	32	111	111	111	18	18	16	16	18	111
Jonathan Owens (7)	11	7	7	72	18	111	16	7	18	7	18
Christopher Spink (42)	12	42	72	7	72	16	7	18	7	111	7
Steve Kain (47)	13	47	131	18	7	7	111	111	111	16	16
Richard Blunt (33)	14	33	18	16	16	72	72	73	73	73	99
Mike Bailey (72)	15	72	33	131	131	73	73	72	72	72	99
David Jeff (18)	16	18	16	33	33	47	99	99	99	99	72
Seth Curry (59)	17	59	47	47	47	99	47	47	47	47	47
Graham Gough (131)	18	131	84	48	73	131	48	48	48	48	48
Jason Taylor (84)	19	84	48	84	84	84	84	84	84	84	84
Craig Jeff (16)	20	16	73	73	99	33	33	33	33	33	131
Jerry Frost (73)	21	73	59	99	48	48	131	194	194	194	33
Andrew Scanlon (99)	22	99	194	194	194	194	131	131	131	131	194
Allan Brookbanks (48)	23	48	99	102	87	102	102	102	102	102	102
Chris Bazeley (87)	24	87	51	87	102	87	51	51	51	51	51
Nick Little (51)	25	51	102	51	51	51	87	87	87	87	87
Neil Schofield (194)	26	194	87	1	1	1	1				
Stewart Campbell (102)	27	102	1	78	78	78	78				
Mark Evans (1)	28	1	78								
Graeme Marshall (78)	29	78									

Timekeeper

Race Director

Weather / Track : Overcast / Damp

www.sportstimingsservices.co.uk

Printed: 07/05/2011 13:47:44





Thundersport GB - Rounds 5 and 6

BridgestoneThundersport 500

Anglesey Circuit 1.550 Miles

Race 2

07/05/2011 13:29

Race started at 13:29:24

Lap	Lap Tm	Diff	Time of Day
(83) Colin McCabe			
1	1:32.858	+8.613	13:30:57.807
2	1:25.798	+1.553	13:32:23.605
3	1:26.282	+2.037	13:33:49.887
4	1:25.565	+1.320	13:35:15.452
5	1:24.747	+0.502	13:36:40.199
6	1:24.277	+0.032	13:38:04.476
7	1:24.378	+0.133	13:39:28.854
8	1:24.381	+0.136	13:40:53.235
9	1:24.245		13:42:17.480
10	1:24.658	+0.413	13:43:42.138

Lap	Lap Tm	Diff	Time of Day
(5) Darryl Harrison			
1	1:34.584	+10.828	13:30:59.100
2	1:27.420	+3.664	13:32:26.520
3	1:26.946	+3.190	13:33:53.466
4	1:26.039	+2.283	13:35:19.505
5	1:24.077	+0.321	13:36:43.582
6	1:24.041	+0.285	13:38:07.623
7	1:23.974	+0.218	13:39:31.597
8	1:23.756		13:40:55.353
9	1:23.831	+0.075	13:42:19.184
10	1:24.591	+0.835	13:43:43.775

Lap	Lap Tm	Diff	Time of Day
(23) Kyle Wilks			
1	1:31.346	+7.168	13:30:58.868
2	1:27.320	+3.142	13:32:26.188
3	1:26.164	+1.986	13:33:52.352
4	1:25.147	+0.969	13:35:17.499
5	1:25.953	+1.775	13:36:43.452
6	1:24.603	+0.425	13:38:08.055
7	1:24.178		13:39:32.233
8	1:24.495	+0.317	13:40:56.728
9	1:25.687	+1.509	13:42:22.415
10	1:26.177	+1.999	13:43:48.592

Lap	Lap Tm	Diff	Time of Day
(64) Adam Palfreman			
1	1:30.681	+6.638	13:30:58.026
2	1:27.877	+3.834	13:32:25.903
3	1:27.591	+3.548	13:33:53.494
4	1:26.522	+2.479	13:35:20.016
5	1:24.707	+0.664	13:36:44.723
6	1:24.043		13:38:08.766
7	1:25.382	+1.339	13:39:34.148
8	1:25.306	+1.263	13:40:59.454
9	1:24.313	+0.270	13:42:23.767
10	1:25.259	+1.216	13:43:49.026

Lap	Lap Tm	Diff	Time of Day
(32) Nick Clift			
1	1:30.674	+5.784	13:30:58.499
2	1:26.978	+2.088	13:32:25.477
3	1:25.752	+0.862	13:33:51.229
4	1:27.734	+2.844	13:35:18.963
5	1:26.244	+1.354	13:36:45.207
6	1:24.890		13:38:10.097
7	1:25.406	+0.516	13:39:35.503
8	1:25.357	+0.467	13:41:00.860
9	1:24.944	+0.054	13:42:25.804
10	1:25.666	+0.776	13:43:51.470

Lap	Lap Tm	Diff	Time of Day
(14) Dominic Clegg			
1	1:31.092	+6.828	13:30:58.204
2	1:27.505	+3.241	13:32:25.709
3	1:26.215	+1.951	13:33:51.924
4	1:24.264		13:35:16.188
5	1:24.656	+0.392	13:36:40.844
6	1:24.507	+0.243	13:38:05.351
7	1:26.009	+1.745	13:39:31.360
8	1:25.850	+1.586	13:40:57.210
9	1:27.534	+3.270	13:42:24.744
10	1:29.043	+4.779	13:43:53.787

Lap	Lap Tm	Diff	Time of Day
(9) Tom Harrison			
1	1:32.873	+7.533	13:30:59.762
2	1:28.221	+2.881	13:32:27.983
3	1:27.291	+1.951	13:33:55.274
4	1:26.802	+1.462	13:35:22.076
5	1:26.325	+0.985	13:36:48.401
6	1:27.155	+1.815	13:38:15.556
7	1:26.586	+1.246	13:39:42.142
8	1:26.146	+0.806	13:41:08.288
9	1:25.562	+0.222	13:42:33.850
10	1:25.340		13:43:59.190

Lap	Lap Tm	Diff	Time of Day
(155) Scott Campbell			
1	1:31.029	+5.722	13:30:57.635
2	1:29.673	+4.366	13:32:27.308
3	1:27.648	+2.341	13:33:54.956
4	1:26.733	+1.426	13:35:21.689
5	1:26.580	+1.273	13:36:48.269
6	1:27.750	+2.443	13:38:16.019
7	1:26.847	+1.540	13:39:42.866
8	1:26.186	+0.879	13:41:09.052
9	1:26.006	+0.699	13:42:35.058
10	1:25.307		13:44:00.365

Lap	Lap Tm	Diff	Time of Day
(12) Andy Lawson			
1	1:32.214	+6.725	13:30:57.245
2	1:28.120	+2.631	13:32:25.365
3	1:28.021	+2.532	13:33:53.386
4	1:27.523	+2.034	13:35:20.909
5	1:27.104	+1.615	13:36:48.013
6	1:27.443	+1.954	13:38:15.456
7	1:27.139	+1.650	13:39:42.595
8	1:26.347	+0.858	13:41:08.942
9	1:25.773	+0.284	13:42:34.715
10	1:25.489		13:44:00.204

Lap	Lap Tm	Diff	Time of Day
(111) David Carson			
1	1:33.978	+8.747	13:31:01.654
2	1:30.843	+5.612	13:32:32.497
3	1:30.515	+5.284	13:34:03.012
4	1:30.091	+4.860	13:35:33.103
5	1:28.872	+3.641	13:37:01.975
6	1:27.826	+2.595	13:38:29.801
7	1:26.600	+1.369	13:39:56.401
8	1:26.953	+1.722	13:41:23.354
9	1:25.409	+0.178	13:42:48.763
10	1:25.231		13:44:13.994

Lap	Lap Tm	Diff	Time of Day
(18) David Jeff			

Lap	Lap Tm	Diff	Time of Day
1	1:34.622	+9.152	13:31:03.263
2	1:31.196	+5.726	13:32:34.459
3	1:29.070	+3.600	13:34:03.529
4	1:29.239	+3.769	13:35:32.768
5	1:27.742	+2.272	13:37:00.510
6	1:28.658	+3.188	13:38:29.168
7	1:26.714	+1.244	13:39:55.882
8	1:26.548	+1.078	13:41:22.430
9	1:26.537	+1.067	13:42:48.967
10	1:25.470		13:44:14.437

Lap	Lap Tm	Diff	Time of Day
(7) Jonathan Owens			
1	1:34.305	+7.805	13:31:02.287
2	1:31.731	+5.231	13:32:34.018
3	1:30.199	+3.699	13:34:04.217
4	1:29.697	+3.197	13:35:33.914
5	1:27.491	+0.991	13:37:01.405
6	1:27.296	+0.796	13:38:28.701
7	1:27.625	+1.125	13:39:56.326
8	1:26.546	+0.046	13:41:22.872
9	1:26.500		13:42:49.372
10	1:27.319	+0.819	13:44:16.691

Lap	Lap Tm	Diff	Time of Day
(16) Craig Jeff			
1	1:35.001	+8.191	13:31:04.197
2	1:30.670	+3.860	13:32:34.867
3	1:29.450	+2.640	13:34:04.317
4	1:29.080	+2.270	13:35:33.397
5	1:27.522	+0.712	13:37:00.919
6	1:26.810		13:38:27.729
7	1:27.817	+1.007	13:39:55.546
8	1:27.869	+1.059	13:41:23.415
9	1:28.065	+1.255	13:42:51.480
10	1:28.032	+1.222	13:44:19.512

Lap	Lap Tm	Diff	Time of Day
(99) Andrew Scanlon			
1	1:40.853	+15.042	13:31:10.308
2	1:29.763	+3.952	13:32:40.071
3	1:30.200	+4.389	13:34:10.271
4	1:30.098	+4.287	13:35:40.369
5	1:27.936	+2.125	13:37:08.305
6	1:27.204	+1.393	13:38:35.509
7	1:27.057	+1.246	13:40:02.566
8	1:26.653	+0.842	13:41:29.219
9	1:25.811		13:42:55.030
10	1:26.039	+0.228	13:44:21.069

Lap	Lap Tm	Diff	Time of Day
(73) Jerry Frost			
1	1:37.898	+11.450	13:31:07.205
2	1:31.182	+4.734	13:32:38.387
3	1:31.322	+4.874	13:34:09.709
4	1:28.350	+1.902	13:35:38.059
5	1:27.051	+0.603	13:37:05.110
6	1:26.916	+0.468	13:38:32.026
7	1:27.103	+0.655	13:39:59.129
8	1:26.448		13:41:25.577
9	1:28.529	+2.081	13:42:54.106
10	1:28.364	+1.916	13:44:22.470

Lap	Lap Tm	Diff	Time of Day
(72) Mike Bailey			
1	1:34.058	+7.445	13:31:02.533

Timekeeper

Race Director

Weather / Track : Overcast / Damp

www.sportstimingsservices.co.uk





Thundersport GB - Rounds 5 and 6

BridgestoneThundersport 500

Anglesey Circuit 1.550 Miles

Race 2

07/05/2011 13:29

Race started at 13:29:24

Lap	Lap Tm	Diff	Time of Day
2	1:30.802	+4.189	13:32:33.335
3	1:30.491	+3.878	13:34:03.826
4	1:30.501	+3.888	13:35:34.327
5	1:28.946	+2.333	13:37:03.273
6	1:29.265	+2.652	13:38:32.538
7	1:28.404	+1.791	13:40:00.942
8	1:28.119	+1.506	13:41:29.061
9	1:27.527	+0.914	13:42:56.588
10	1:26.613		13:44:23.201

(47) Steve Kain

1	1:36.282	+10.168	13:31:04.520
2	1:32.704	+6.590	13:32:37.224
3	1:32.083	+5.969	13:34:09.307
4	1:30.765	+4.651	13:35:40.072
5	1:28.980	+2.866	13:37:09.052
6	1:28.448	+2.334	13:38:37.500
7	1:27.639	+1.525	13:40:05.139
8	1:26.114		13:41:31.253
9	1:27.898	+1.784	13:42:59.151
10	1:31.546	+5.432	13:44:30.697

(48) Allan Brookbanks

1	1:36.257	+8.750	13:31:05.811
2	1:31.727	+4.220	13:32:37.538
3	1:33.116	+5.609	13:34:10.654
4	1:31.464	+3.957	13:35:42.118
5	1:30.024	+2.517	13:37:12.142
6	1:29.316	+1.809	13:38:41.458
7	1:29.680	+2.173	13:40:11.138
8	1:29.180	+1.673	13:41:40.318
9	1:27.507		13:43:07.825
10	1:28.447	+0.940	13:44:36.272

(84) Jason Taylor

1	1:36.774	+7.837	13:31:05.773
2	1:32.117	+3.180	13:32:37.890
3	1:32.160	+3.223	13:34:10.050
4	1:31.769	+2.832	13:35:41.819
5	1:31.282	+2.345	13:37:13.101
6	1:30.102	+1.165	13:38:43.203
7	1:29.941	+1.004	13:40:13.144
8	1:28.937		13:41:42.081
9	1:29.582	+0.645	13:43:11.663
10	1:31.109	+2.172	13:44:42.772

(131) Graham Gough

1	1:34.139	+5.544	13:31:02.985
2	1:33.805	+5.210	13:32:36.790
3	1:31.784	+3.189	13:34:08.574
4	1:33.047	+4.452	13:35:41.621
5	1:32.917	+4.322	13:37:14.538
6	1:33.895	+5.300	13:38:48.433
7	1:30.860	+2.265	13:40:19.293
8	1:30.309	+1.714	13:41:49.602
9	1:30.196	+1.601	13:43:19.798
10	1:28.595		13:44:48.393

(33) Richard Blunt

1	1:35.766	+5.895	13:31:04.187
2	1:32.908	+3.037	13:32:37.095

Lap	Lap Tm	Diff	Time of Day
3	1:32.182	+2.311	13:34:09.277
4	1:32.682	+2.811	13:35:41.959
5	1:32.263	+2.392	13:37:14.222
6	1:31.930	+2.059	13:38:46.152
7	1:31.388	+1.517	13:40:17.540
8	1:31.070	+1.199	13:41:48.610
9	1:30.146	+0.275	13:43:18.756
10	1:29.871		13:44:48.627

(194) Neil Schofield

1	1:40.167	+10.154	13:31:10.124
2	1:31.666	+1.653	13:32:41.790
3	1:31.595	+1.582	13:34:13.385
4	1:31.163	+1.150	13:35:44.548
5	1:30.546	+0.533	13:37:15.094
6	1:32.600	+2.587	13:38:47.694
7	1:30.104	+0.091	13:40:17.798
8	1:31.135	+1.122	13:41:48.933
9	1:30.013		13:43:18.946
10	1:36.421	+6.408	13:44:55.367

(102) Stewart Campbell

1	1:42.230	+11.988	13:31:12.501
2	1:39.914	+9.672	13:32:52.415
3	1:37.588	+7.346	13:34:30.003
4	1:34.927	+4.685	13:36:04.930
5	1:33.125	+2.883	13:37:38.055
6	1:31.817	+1.575	13:39:09.872
7	1:30.793	+0.551	13:40:40.665
8	1:30.242		13:42:10.907
9	1:30.629	+0.387	13:43:41.536
10	1:31.296	+1.054	13:45:12.832

(51) Nick Little

1	1:40.787	+8.979	13:31:10.628
2	1:43.254	+11.446	13:32:53.882
3	1:36.659	+4.851	13:34:30.541
4	1:35.802	+3.994	13:36:06.343
5	1:32.264	+0.456	13:37:38.607
6	1:32.427	+0.619	13:39:11.034
7	1:31.968	+0.160	13:40:43.002
8	1:34.219	+2.411	13:42:17.221
9	1:31.808		13:43:49.029

(87) Chris Bazeley

1	1:43.690	+12.888	13:31:13.275
2	1:39.189	+8.387	13:32:52.464
3	1:36.974	+6.172	13:34:29.438
4	1:36.246	+5.444	13:36:05.684
5	1:36.776	+5.974	13:37:42.460
6	1:33.586	+2.784	13:39:16.046
7	1:33.138	+2.336	13:40:49.184
8	1:32.488	+1.686	13:42:21.672
9	1:30.802		13:43:52.474

(78) Graeme Marshall

1	1:36.040	+5.100	13:37:43.165
2	1:33.770	+2.830	13:39:16.935
3	1:32.434	+1.494	13:40:49.369
4	1:32.817	+1.877	13:42:22.186
5	1:30.940		13:43:53.126

Lap	Lap Tm	Diff	Time of Day
<u>(1) Mark Evans</u>			
1	1:23.617		13:32:35.782
2	1:29.411	+5.794	13:34:05.193
3	1:29.701	+6.084	13:35:34.894
4	1:29.352	+5.735	13:37:04.246
5	1:30.664	+7.047	13:38:34.910

(59) Seth Curry

1	1:41.122		13:31:09.866
---	-----------------	--	--------------

Timekeeper

Race Director

Weather / Track : Overcast / Damp

www.sportstimingsservices.co.uk





Thundersport GB - Rounds 5 and 6

Sorted on Laps

BridgestoneThundersport 500

Anglesey Circuit 1.550 Miles

Race 11

07/05/2011 16:44

Race started at 16:44:43

Pos	No.	Name	Bike	CC	Laps	Total Tm	Diff	Best Tm	Best Speed	Avg. Speed
1	12	Andy Lawson	Honda	500	10	13:28.496		1:19.820	69.907	69.017
2	5	Darryl Harrison	Honda	500	10	13:41.575	13.079	1:21.095	68.808	67.918
3	14	Dominic Clegg	Honda	500	10	13:52.636	24.140	1:21.259	68.669	67.016
4	83	Colin McCabe	Honda	500	10	13:59.222	30.726	1:22.490	67.645	66.490
5	23	Kyle Wilks	Honda	500	10	14:06.172	37.676	1:23.141	67.115	65.944
6	131	Graham Gough	Honda	500	10	14:06.819	38.323	1:22.555	67.591	65.894
7	32	Nick Clift	Honda	500	10	14:10.482	41.986	1:23.181	67.083	65.610
8	33	Richard Blunt	Honda	500	10	14:10.669	42.173	1:23.151	67.107	65.595
9	64	Adam Palfreman	Honda	500	10	14:12.676	44.180	1:23.725	66.647	65.441
10	7	Jonathan Owens	Honda	500	10	14:18.246	49.750	1:23.627	66.725	65.016
11	18	David Jeff	Honda	500	10	14:19.361	50.865	1:23.832	66.562	64.932
12	16	Craig Jeff	Honda	500	10	14:19.551	51.055	1:23.941	66.475	64.918
13	111	David Carson	Honda	500	10	14:20.381	51.885	1:24.214	66.260	64.855
14	47	Steve Kain	Honda	500	10	14:20.551	52.055	1:23.923	66.490	64.842
15	72	Mike Bailey	Honda	500	10	14:20.861	52.365	1:23.865	66.536	64.819
16	194	Neil Schofield	Honda	500	10	14:21.098	52.602	1:23.398	66.908	64.801
17	102	Stewart Campbell	Honda	500	10	14:31.646	1:03.150	1:25.151	65.531	64.017
18	84	Jason Taylor	Honda	500	10	14:55.764	1:27.268	1:26.243	64.701	62.293
19	78	Graeme Marshall	Honda	500	9	13:50.893	1 Lap	1:27.377	63.861	60.441
20	51	Nick Little	Honda	500	9	13:54.341	1 Lap	1:28.591	62.986	60.191
21	59	Seth Curry	Honda	500	9	14:02.447	1 Lap	1:28.938	62.740	59.612

Not classified

DNF	9	Tom Harrison	Honda	500	8	11:07.319	DNF	1:21.895	68.136	66.895
DNF	87	Chris Bazeley	Honda	500	4	6:23.595	DNF	1:33.704	59.549	58.186
DNF	42	Christopher Spink	Honda	500	4	6:36.613	DNF	1:36.216	57.995	56.277
DNF	48	Allan Brookbanks	Honda	500	3	4:27.531	DNF	1:25.876	64.977	62.572
DNF	155	Scott Campbell	Honda	500	2	2:48.429	DNF	1:21.315	68.622	66.259
DNF	1	Mark Evans	Honda	500		3.847	DNF	-	-	-
DNF	99	Andrew Scanlon	Honda	500		4.149	DNF	-	-	-

Margin of Victory	Avg. Speed	Best Lap Tm	Best Speed	Best Lap by
13.079	69.017	1:19.820	69.907	12 - Andy Lawson

Timekeeper

Race Director

Weather / Track : Bright / Drying

www.sportstimservices.co.uk



Printed: 07/05/2011 16:59:49



Thundersport GB - Rounds 5 and 6

Lapchart

BridgestoneThundersport 500

Anglesey Circuit 1.550 Miles

Race 11

07/05/2011 16:44

Race started at 16:44:43

Competitors

Laps

	0	1	2	3	4	5	6	7	8	9	10	
Darryl Harrison (5)	1	5	12	12	12	12	12	12	12	12	12	
Colin McCabe (83)	2	83	5	155	5	5	5	5	5	5	5	
Andy Lawson (12)	3	12	155	5	9	9	9	9	9	9	14	14
Scott Campbell (155)	4	155	9	9	83	83	83	14	14	14	83	83
Tom Harrison (9)	5	9	64	83	14	14	14	83	83	83	23	23
Dominic Clegg (14)	6	14	32	32	32	23	23	23	23	23	131	131
Adam Palfreman (64)	7	64	83	14	64	32	32	32	32	131	32	32
Kyle Wilks (23)	8	23	23	23	23	64	64	64	131	32	33	33
Nick Clift (32)	9	32	14	64	18	18	131	131	64	64	64	64
David Carson (111)	10	111	33	18	131	131	7	7	7	7	7	7
Jonathan Owens (7)	11	7	18	33	7	7	18	18	33	33	18	18
Steve Kain (47)	12	47	7	131	33	33	33	33	18	18	16	16
Richard Blunt (33)	13	33	111	7	111	111	111	72	72	72	72	111
Christopher Spink (42)	14	42	131	111	47	47	72	47	47	16	47	47
David Jeff (18)	15	18	16	16	72	72	47	194	16	47	194	72
Mike Bailey (72)	16	72	84	47	16	194	194	111	194	194	111	194
Graeme Marshall (78)	17	78	47	72	194	16	16	16	111	111	102	102
Seth Curry (59)	18	59	72	84	84	84	102	102	102	102	84	84
Jason Taylor (84)	19	84	48	48	48	102	84	84	84	84	78	78
Graham Gough (131)	20	131	78	194	102	78	78	78	78	78	51	51
Craig Jeff (16)	21	16	194	78	78	59	59	51	51	51	59	59
Mark Evans (1)	22	1	102	102	87	87	51	59	59	59	59	59
Allan Brookbanks (48)	23	48	87	87	87	59	51					
Chris Bazeley (87)	24	87	59	59	51	42						
Andrew Scanlon (99)	25	99	51	51	42							
Nick Little (51)	26	51	42	42								
Stewart Campbell (102)	27	102										
Neil Schofield (194)	28	194										

Timekeeper

Race Director

Weather / Track : Bright / Drying

www.sportstimingsservices.co.uk

Printed: 07/05/2011 17:01:19





Thundersport GB - Rounds 5 and 6

BridgestoneThundersport 500

Anglesey Circuit 1.550 Miles

Race 11

07/05/2011 16:44

Race started at 16:44:43

Lap	Lap Tm	Diff	Time of Day
(12) Andy Lawson			
1	1:24.956	+5.136	16:46:08.362
2	1:21.211	+1.391	16:47:29.573
3	1:20.375	+0.555	16:48:49.948
4	1:19.823	+0.003	16:50:09.771
5	1:19.820		16:51:29.591
6	1:20.016	+0.196	16:52:49.607
7	1:20.086	+0.266	16:54:09.693
8	1:20.131	+0.311	16:55:29.824
9	1:20.099	+0.279	16:56:49.923
10	1:21.582	+1.762	16:58:11.505

Lap	Lap Tm	Diff	Time of Day
(5) Darryl Harrison			
1	1:27.044	+5.949	16:46:10.053
2	1:21.998	+0.903	16:47:32.051
3	1:21.448	+0.353	16:48:53.499
4	1:21.657	+0.562	16:50:15.156
5	1:21.735	+0.640	16:51:36.891
6	1:21.471	+0.376	16:52:58.362
7	1:21.210	+0.115	16:54:19.572
8	1:21.095		16:55:40.667
9	1:21.291	+0.196	16:57:01.958
10	1:22.626	+1.531	16:58:24.584

Lap	Lap Tm	Diff	Time of Day
(14) Dominic Clegg			
1	1:28.798	+7.539	16:46:13.893
2	1:23.290	+2.031	16:47:37.183
3	1:23.207	+1.948	16:49:00.390
4	1:22.410	+1.151	16:50:22.800
5	1:22.613	+1.354	16:51:45.413
6	1:21.646	+0.387	16:53:07.059
7	1:21.259		16:54:28.318
8	1:22.287	+1.028	16:55:50.605
9	1:21.784	+0.525	16:57:12.389
10	1:23.256	+1.997	16:58:35.645

Lap	Lap Tm	Diff	Time of Day
(83) Colin McCabe			
1	1:29.946	+7.456	16:46:13.031
2	1:23.830	+1.340	16:47:36.861
3	1:22.999	+0.509	16:48:59.860
4	1:22.890	+0.400	16:50:22.750
5	1:22.490		16:51:45.240
6	1:22.909	+0.419	16:53:08.149
7	1:22.715	+0.225	16:54:30.864
8	1:23.429	+0.939	16:55:54.293
9	1:23.731	+1.241	16:57:18.024
10	1:24.207	+1.717	16:58:42.231

Lap	Lap Tm	Diff	Time of Day
(23) Kyle Wilks			
1	1:28.164	+5.023	16:46:13.413
2	1:24.117	+0.976	16:47:37.530
3	1:25.317	+2.176	16:49:02.847
4	1:24.383	+1.242	16:50:27.230
5	1:24.213	+1.072	16:51:51.443
6	1:23.239	+0.098	16:53:14.682
7	1:24.114	+0.973	16:54:38.796
8	1:23.735	+0.594	16:56:02.531
9	1:23.509	+0.368	16:57:26.040
10	1:23.141		16:58:49.181

Lap	Lap Tm	Diff	Time of Day
(131) Graham Gough			
1	1:29.489	+6.934	16:46:16.128
2	1:24.527	+1.972	16:47:40.655
3	1:23.999	+1.444	16:49:04.654
4	1:24.700	+2.145	16:50:29.354
5	1:23.756	+1.201	16:51:53.110
6	1:24.856	+2.301	16:53:17.966
7	1:24.020	+1.465	16:54:41.986
8	1:22.609	+0.054	16:56:04.595
9	1:22.555		16:57:27.150
10	1:22.678	+0.123	16:58:49.828

Lap	Lap Tm	Diff	Time of Day
(32) Nick Clift			
1	1:27.313	+4.132	16:46:12.823
2	1:24.231	+1.050	16:47:37.054
3	1:25.357	+2.176	16:49:02.411
4	1:25.278	+2.097	16:50:27.689
5	1:24.710	+1.529	16:51:52.399
6	1:24.756	+1.575	16:53:17.155
7	1:24.432	+1.251	16:54:41.587
8	1:24.369	+1.188	16:56:05.956
9	1:24.354	+1.173	16:57:30.310
10	1:23.181		16:58:53.491

Lap	Lap Tm	Diff	Time of Day
(33) Richard Blunt			
1	1:28.823	+5.672	16:46:14.758
2	1:25.516	+2.365	16:47:40.274
3	1:25.480	+2.329	16:49:05.754
4	1:25.323	+2.172	16:50:31.077
5	1:24.365	+1.214	16:51:55.442
6	1:24.576	+1.425	16:53:20.018
7	1:23.902	+0.751	16:54:43.920
8	1:23.305	+0.154	16:56:07.225
9	1:23.151		16:57:30.376
10	1:23.302	+0.151	16:58:53.678

Lap	Lap Tm	Diff	Time of Day
(64) Adam Palfreman			
1	1:27.137	+3.412	16:46:12.359
2	1:25.575	+1.850	16:47:37.934
3	1:24.635	+0.910	16:49:02.569
4	1:25.320	+1.595	16:50:27.889
5	1:24.776	+1.051	16:51:52.665
6	1:24.853	+1.128	16:53:17.518
7	1:24.891	+1.166	16:54:42.409
8	1:24.624	+0.899	16:56:07.033
9	1:23.725		16:57:30.758
10	1:24.927	+1.202	16:58:55.685

Lap	Lap Tm	Diff	Time of Day
(7) Jonathan Owens			
1	1:29.593	+5.966	16:46:15.182
2	1:26.200	+2.573	16:47:41.382
3	1:23.942	+0.315	16:49:05.324
4	1:24.457	+0.830	16:50:29.781
5	1:23.627		16:51:53.408
6	1:24.907	+1.280	16:53:18.315
7	1:24.485	+0.858	16:54:42.800
8	1:24.253	+0.626	16:56:07.053
9	1:24.493	+0.866	16:57:31.546
10	1:29.709	+6.082	16:59:01.255

Lap	Lap Tm	Diff	Time of Day
(18) David Jeff			

Lap	Lap Tm	Diff	Time of Day
1	1:28.816	+4.984	16:46:15.008
2	1:24.648	+0.816	16:47:39.656
3	1:23.832		16:49:03.488
4	1:25.235	+1.403	16:50:28.723
5	1:25.926	+2.094	16:51:54.649
6	1:25.176	+1.344	16:53:19.825
7	1:25.389	+1.557	16:54:45.214
8	1:25.851	+2.019	16:56:11.065
9	1:25.789	+1.957	16:57:36.854
10	1:25.516	+1.684	16:59:02.370

Lap	Lap Tm	Diff	Time of Day
(16) Craig Jeff			
1	1:30.015	+6.074	16:46:16.751
2	1:26.484	+2.543	16:47:43.235
3	1:26.282	+2.341	16:49:09.517
4	1:25.341	+1.400	16:50:34.858
5	1:25.559	+1.618	16:52:00.417
6	1:24.287	+0.346	16:53:24.704
7	1:24.103	+0.162	16:54:48.807
8	1:24.558	+0.617	16:56:13.365
9	1:23.941		16:57:37.306
10	1:25.254	+1.313	16:59:02.560

Lap	Lap Tm	Diff	Time of Day
(111) David Carson			
1	1:29.769	+5.555	16:46:15.350
2	1:26.174	+1.960	16:47:41.524
3	1:24.999	+0.785	16:49:06.523
4	1:24.655	+0.441	16:50:31.178
5	1:26.410	+2.196	16:51:57.588
6	1:26.687	+2.473	16:53:24.275
7	1:25.802	+1.588	16:54:50.077
8	1:24.660	+0.446	16:56:14.737
9	1:24.439	+0.225	16:57:39.176
10	1:24.214		16:59:03.390

Lap	Lap Tm	Diff	Time of Day
(47) Steve Kain			
1	1:31.396	+7.473	16:46:17.176
2	1:26.262	+2.339	16:47:43.438
3	1:25.168	+1.245	16:49:08.606
4	1:23.923		16:50:32.529
5	1:25.472	+1.549	16:51:58.001
6	1:25.602	+1.679	16:53:23.603
7	1:24.932	+1.009	16:54:48.535
8	1:25.249	+1.326	16:56:13.784
9	1:24.681	+0.758	16:57:38.465
10	1:25.095	+1.172	16:59:03.560

Lap	Lap Tm	Diff	Time of Day
(72) Mike Bailey			
1	1:31.177	+7.312	16:46:17.452
2	1:26.240	+2.375	16:47:43.692
3	1:25.206	+1.341	16:49:08.898
4	1:23.865		16:50:32.763
5	1:25.156	+1.291	16:51:57.919
6	1:24.991	+1.126	16:53:22.910
7	1:24.884	+1.019	16:54:47.794
8	1:25.339	+1.474	16:56:13.133
9	1:24.919	+1.054	16:57:38.052
10	1:25.818	+1.953	16:59:03.870

Lap	Lap Tm	Diff	Time of Day
(194) Neil Schofield			
1	1:31.351	+7.953	16:46:19.113

Timekeeper

Race Director

Weather / Track : Bright / Drying

www.sportstimingsservices.co.uk

Printed: 07/05/2011 17:01:56





Thundersport GB - Rounds 5 and 6

BridgestoneThundersport 500

Anglesey Circuit 1.550 Miles

Race 11

07/05/2011 16:44

Race started at 16:44:43

Lap	Lap Tm	Diff	Time of Day
2	1:26.014	+2.616	16:47:45.127
3	1:24.778	+1.380	16:49:09.905
4	1:23.398		16:50:33.303
5	1:24.924	+1.526	16:51:58.227
6	1:25.923	+2.525	16:53:24.150
7	1:25.325	+1.927	16:54:49.475
8	1:24.686	+1.288	16:56:14.161
9	1:24.773	+1.375	16:57:38.934
10	1:25.173	+1.775	16:59:04.107

(102) Stewart Campbell

1	1:31.747	+6.596	16:46:19.409
2	1:26.576	+1.425	16:47:45.985
3	1:25.151		16:49:11.136
4	1:29.695	+4.544	16:50:40.831
5	1:25.481	+0.330	16:52:06.312
6	1:25.299	+0.148	16:53:31.611
7	1:25.340	+0.189	16:54:56.951
8	1:25.900	+0.749	16:56:22.851
9	1:25.536	+0.385	16:57:48.387
10	1:26.268	+1.117	16:59:14.655

(84) Jason Taylor

1	1:30.309	+4.066	16:46:16.903
2	1:27.227	+0.984	16:47:44.130
3	1:26.243		16:49:10.373
4	1:28.307	+2.064	16:50:38.680
5	1:28.912	+2.669	16:52:07.592
6	1:29.319	+3.076	16:53:36.911
7	1:30.140	+3.897	16:55:07.051
8	1:28.892	+2.649	16:56:35.943
9	1:29.265	+3.022	16:58:05.208
10	1:33.565	+7.322	16:59:38.773

(78) Graeme Marshall

1	1:31.675	+4.298	16:46:18.100
2	1:27.377		16:47:45.477
3	1:28.596	+1.219	16:49:14.073
4	1:33.996	+6.619	16:50:48.069
5	1:33.870	+6.493	16:52:21.939
6	1:34.621	+7.244	16:53:56.560
7	1:33.897	+6.520	16:55:30.457
8	1:31.763	+4.386	16:57:02.220
9	1:31.682	+4.305	16:58:33.902

(51) Nick Little

1	1:39.262	+10.671	16:46:26.781
2	1:34.337	+5.746	16:48:01.118
3	1:32.813	+4.222	16:49:33.931
4	1:32.869	+4.278	16:51:06.800
5	1:32.019	+3.428	16:52:38.819
6	1:30.605	+2.014	16:54:09.424
7	1:30.195	+1.604	16:55:39.619
8	1:28.591		16:57:08.210
9	1:29.140	+0.549	16:58:37.350

(59) Seth Curry

1	1:38.009	+9.071	16:46:24.485
2	1:32.865	+3.927	16:47:57.350
3	1:34.900	+5.962	16:49:32.250
4	1:34.085	+5.147	16:51:06.335

Lap	Lap Tm	Diff	Time of Day
5	1:32.150	+3.212	16:52:38.485
6	1:32.504	+3.566	16:54:10.989
7	1:30.431	+1.493	16:55:41.420
8	1:28.938		16:57:10.358
9	1:35.098	+6.160	16:58:45.456

(9) Tom Harrison

1	1:26.353	+4.458	16:46:11.193
2	1:22.776	+0.881	16:47:33.969
3	1:23.332	+1.437	16:48:57.301
4	1:24.097	+2.202	16:50:21.398
5	1:22.450	+0.555	16:51:43.848
6	1:21.895		16:53:05.743
7	1:22.109	+0.214	16:54:27.852
8	1:22.476	+0.581	16:55:50.328

(87) Chris Bazeley

1	1:35.304	+1.600	16:46:22.446
2	1:34.308	+0.604	16:47:56.754
3	1:33.704		16:49:30.458
4	1:36.146	+2.442	16:51:06.604

(42) Christopher Spink

1	1:42.282	+6.066	16:46:28.322
2	1:37.656	+1.440	16:48:05.978
3	1:37.428	+1.212	16:49:43.406
4	1:36.216		16:51:19.622

(48) Allan Brookbanks

1	1:30.782	+4.906	16:46:17.761
2	1:26.903	+1.027	16:47:44.664
3	1:25.876		16:49:10.540

(155) Scott Campbell

1	1:25.537	+4.222	16:46:10.123
2	1:21.315		16:47:31.438

Timekeeper

Race Director

Weather / Track : Bright / Drying

www.sportstimingsservices.co.uk

Printed: 07/05/2011 17:01:56





Thundersport GB - Rounds 5 and 6

Sorted on Laps

BridgestoneThundersport 500

Anglesey Circuit 1.550 Miles

Race 6

08/05/2011 12:03

Race started at 12:02:59

Pos	No.	Name	Bike	CC	Laps	Total Tm	Diff	Best Tm	Best Speed	Avg. Speed
1	5	Darryl Harrison	Honda	500	9	12:08.254		1:18.182	71.372	68.959
2	83	Colin McCabe	Honda	500	9	12:08.771	0.517	1:18.253	71.307	68.911
3	64	Adam Palfreman	Honda	500	9	12:26.009	17.755	1:20.281	69.506	67.318
4	1	Mark Evans	Honda	500	9	12:30.264	22.010	1:20.802	69.058	66.936
5	72	Mike Bailey	Honda	500	9	12:30.449	22.195	1:20.912	68.964	66.920
6	155	Scott Campbell	Honda	500	9	12:31.025	22.771	1:20.763	69.091	66.869
7	14	Dominic Clegg	Honda	500	9	12:31.462	23.208	1:21.295	68.639	66.830
8	42	Christopher Spink	Honda	500	9	12:36.919	28.665	1:21.323	68.615	66.348
9	7	Jonathan Owens	Honda	500	9	12:38.909	30.655	1:21.788	68.225	66.174
10	16	Craig Jeff	Honda	500	9	12:53.011	44.757	1:22.983	67.243	64.967
11	47	Steve Kain	Honda	500	9	12:53.672	45.418	1:23.362	66.937	64.911
12	131	Graham Gough	Honda	500	9	12:54.051	45.797	1:23.112	67.138	64.879
13	18	David Jeff	Honda	500	9	13:02.095	53.841	1:24.400	66.114	64.212
14	84	Jason Taylor	Honda	500	9	13:02.600	54.346	1:24.170	66.294	64.171
15	194	Neil Schofield	Honda	500	9	13:03.563	55.309	1:23.257	67.021	64.092
16	78	Graeme Marshall	Honda	500	9	13:04.117	55.863	1:23.986	66.440	64.047
17	87	Chris Bazeley	Honda	500	9	13:04.118	55.864	1:23.218	67.053	64.046
18	99	Andrew Scanlon	Honda	500	9	13:05.077	56.823	1:23.865	66.536	63.968
19	73	Jerry Frost	Honda	500	9	13:06.398	58.144	1:24.066	66.376	63.861
20	48	Allan Brookbanks	Honda	500	9	13:07.267	59.013	1:24.443	66.080	63.790
21	59	Seth Curry	Honda	500	9	13:09.013	1:00.759	1:24.618	65.943	63.649
22	102	Stewart Campbell	Honda	500	9	13:09.470	1:01.216	1:23.907	66.502	63.612

Not classified

DNF	111	David Carson	Honda	500	8	11:10.765	DNF	1:20.725	69.124	66.551
DNF	32	Nick Clift	Honda	500	8	11:11.281	DNF	1:20.852	69.015	66.500
DNF	33	Richard Blunt	Honda	500	8	11:15.421	DNF	1:21.736	68.269	66.092
DNF	51	Nick Little	Honda	500	6	8:50.915	DNF	1:24.923	65.707	63.061
DNF	9	Tom Harrison	Honda	500	4	5:42.408	DNF	1:20.837	69.028	65.185
DNF	69	Roy Marsden	Honda	500	4	6:44.612	DNF	1:35.385	58.500	55.164
DNF	23	Kyle Wilks	Honda	500	3	4:17.239	DNF	1:19.981	69.767	65.076
DNF	12	Andy Lawson	Honda	500	2	2:54.904	DNF	1:20.304	69.486	63.806

Margin of Victory	Avg. Speed	Best Lap Tm	Best Speed	Best Lap by
0.517	68.959	1:18.182	71.372	5 - Darryl Harrison

Timekeeper

Race Director

Weather / Track : Sunny / Dry

www.sportstimservices.co.uk





Thundersport GB - Rounds 5 and 6

Lapchart

BridgestoneThundersport 500

Anglesey Circuit 1.550 Miles

Race 6

08/05/2011 12:03

Race started at 12:02:59

Competitors

Laps

	0	1	2	3	4	5	6	7	8	9	
Darryl Harrison (5)	1	5	12	12	83	83	83	83	5	5	5
Andy Lawson (12)	2	12	83	83	5	5	5	5	83	83	83
Colin McCabe (83)	3	83	155	5	23	64	64	64	64	64	64
Scott Campbell (155)	4	155	5	23	64	9	155	155	155	1	1
Tom Harrison (9)	5	9	23	64	155	155	72	72	1	72	72
Kyle Wilks (23)	6	23	64	155	72	72	1	1	72	14	155
Dominic Clegg (14)	7	14	9	14	9	1	14	14	14	155	14
Adam Palfreman (64)	8	64	14	9	14	14	32	111	111	111	42
David Carson (111)	9	111	33	72	1	32	111	32	32	32	7
Nick Clift (32)	10	32	72	33	33	33	33	33	33	33	16
Jonathan Owens (7)	11	7	7	1	32	111	7	7	42	42	47
Christopher Spink (42)	12	42	111	111	111	7	42	42	7	7	131
Steve Kain (47)	13	47	32	7	7	42	131	131	131	47	18
Richard Blunt (33)	14	33	1	32	42	131	47	47	47	16	84
Mike Bailey (72)	15	72	42	42	131	47	16	16	16	131	194
David Jeff (18)	16	18	131	131	47	16	18	18	18	18	78
Graeme Marshall (78)	17	78	47	47	18	18	84	84	84	84	87
Seth Curry (59)	18	59	78	18	16	84	59	59	78	78	99
Graham Gough (131)	19	131	18	16	84	59	99	99	194	194	73
Jason Taylor (84)	20	84	16	78	59	51	51	78	99	87	48
Mark Evans (1)	21	1	84	84	78	78	78	51	48	99	59
Craig Jeff (16)	22	16	48	59	51	99	48	48	87	73	102
Allan Brookbanks (48)	23	48	59	48	99	48	194	194	73	48	
Jerry Frost (73)	24	73	51	51	48	194	87	87	59	59	
Chris Bazeley (87)	25	87	99	99	194	87	102	102	102	102	
Andrew Scanlon (99)	26	99	194	194	87	102	73	73			
Nick Little (51)	27	51	87	87	102	73					
Stewart Campbell (102)	28	102	102	102	73	69					
Neil Schofield (194)	29	194	73	73	69						
Roy Marsden (69)	30	69	69	69							

Timekeeper

Race Director

Weather / Track : Sunny / Dry

www.sportstimingsservices.co.uk

Printed: 08/05/2011 12:18:42





Thundersport GB - Rounds 5 and 6

BridgestoneThundersport 500

Anglesey Circuit 1.550 Miles

Race 6

08/05/2011 12:03

Race started at 12:02:59

Lap	Lap Tm	Diff	Time of Day
(5) Darryl Harrison			
1	1:36.387	+18.205	12:04:36.168
2	1:19.523	+1.341	12:05:55.691
3	1:19.051	+0.869	12:07:14.742
4	1:18.985	+0.803	12:08:33.727
5	1:19.520	+1.338	12:09:53.247
6	1:19.154	+0.972	12:11:12.401
7	1:18.583	+0.401	12:12:30.984
8	1:18.869	+0.687	12:13:49.853
9	1:18.182		12:15:08.035

Lap	Lap Tm	Diff	Time of Day
(83) Colin McCabe			
1	1:23.751	+5.498	12:04:35.487
2	1:19.355	+1.102	12:05:54.842
3	1:19.154	+0.901	12:07:13.996
4	1:19.509	+1.256	12:08:33.505
5	1:19.398	+1.145	12:09:52.903
6	1:19.230	+0.977	12:11:12.133
7	1:19.259	+1.006	12:12:31.392
8	1:18.907	+0.654	12:13:50.299
9	1:18.253		12:15:08.552

Lap	Lap Tm	Diff	Time of Day
(64) Adam Palfreman			
1	1:23.730	+3.449	12:04:36.823
2	1:20.680	+0.399	12:05:57.503
3	1:20.281		12:07:17.784
4	1:20.813	+0.532	12:08:38.597
5	1:21.389	+1.108	12:09:59.986
6	1:21.645	+1.364	12:11:21.631
7	1:21.569	+1.288	12:12:43.200
8	1:21.447	+1.166	12:14:04.647
9	1:21.143	+0.862	12:15:25.790

Lap	Lap Tm	Diff	Time of Day
(1) Mark Evans			
1	1:25.813	+5.011	12:04:40.406
2	1:21.520	+0.718	12:06:01.926
3	1:20.802		12:07:22.728
4	1:21.302	+0.500	12:08:44.030
5	1:20.923	+0.121	12:10:04.953
6	1:21.622	+0.820	12:11:26.575
7	1:20.836	+0.034	12:12:47.411
8	1:21.624	+0.822	12:14:09.035
9	1:21.010	+0.208	12:15:30.045

Lap	Lap Tm	Diff	Time of Day
(72) Mike Bailey			
1	1:24.928	+4.016	12:04:38.870
2	1:21.182	+0.270	12:06:00.052
3	1:21.001	+0.089	12:07:21.053
4	1:21.803	+0.891	12:08:42.856
5	1:21.731	+0.819	12:10:04.587
6	1:21.615	+0.703	12:11:26.202
7	1:21.447	+0.535	12:12:47.649
8	1:21.669	+0.757	12:14:09.318
9	1:20.912		12:15:30.230

Lap	Lap Tm	Diff	Time of Day
(155) Scott Campbell			
1	1:23.638	+2.875	12:04:35.984
2	1:22.118	+1.355	12:05:58.102
3	1:22.093	+1.330	12:07:20.195
4	1:22.431	+1.668	12:08:42.626

Lap	Lap Tm	Diff	Time of Day
5	1:21.680	+0.917	12:10:04.306
6	1:21.772	+1.009	12:11:26.078
7	1:20.927	+0.164	12:12:47.005
8	1:23.038	+2.275	12:14:10.043
9	1:20.763		12:15:30.806

Lap	Lap Tm	Diff	Time of Day
(14) Dominic Clegg			
1	1:24.879	+3.584	12:04:37.920
2	1:21.479	+0.184	12:05:59.399
3	1:22.545	+1.250	12:07:21.944
4	1:22.328	+1.033	12:08:44.272
5	1:21.296	+0.001	12:10:05.568
6	1:21.295		12:11:26.863
7	1:21.301	+0.006	12:12:48.164
8	1:21.543	+0.248	12:14:09.707
9	1:21.536	+0.241	12:15:31.243

Lap	Lap Tm	Diff	Time of Day
(42) Christopher Spink			
1	1:27.212	+5.889	12:04:40.723
2	1:22.695	+1.372	12:06:03.418
3	1:22.557	+1.234	12:07:25.975
4	1:22.476	+1.153	12:08:48.451
5	1:21.528	+0.205	12:10:09.979
6	1:21.712	+0.389	12:11:31.691
7	1:21.945	+0.622	12:12:53.636
8	1:21.741	+0.418	12:14:15.377
9	1:21.323		12:15:36.700

Lap	Lap Tm	Diff	Time of Day
(7) Jonathan Owens			
1	1:25.722	+3.934	12:04:39.229
2	1:23.750	+1.962	12:06:02.979
3	1:22.741	+0.953	12:07:25.720
4	1:22.117	+0.329	12:08:47.837
5	1:21.864	+0.076	12:10:09.701
6	1:21.788		12:11:31.489
7	1:22.169	+0.381	12:12:53.658
8	1:22.391	+0.603	12:14:16.049
9	1:22.641	+0.853	12:15:38.690

Lap	Lap Tm	Diff	Time of Day
(16) Craig Jeff			
1	1:28.020	+5.037	12:04:42.633
2	1:25.008	+2.025	12:06:07.641
3	1:24.809	+1.826	12:07:32.450
4	1:23.323	+0.340	12:08:55.773
5	1:23.431	+0.448	12:10:19.204
6	1:22.983		12:11:42.187
7	1:23.094	+0.111	12:13:05.281
8	1:24.205	+1.222	12:14:29.486
9	1:23.306	+0.323	12:15:52.792

Lap	Lap Tm	Diff	Time of Day
(47) Steve Kain			
1	1:28.146	+4.784	12:04:41.792
2	1:23.515	+0.153	12:06:05.307
3	1:23.437	+0.075	12:07:28.744
4	1:23.362		12:08:52.106
5	1:23.891	+0.529	12:10:15.997
6	1:24.758	+1.396	12:11:40.755
7	1:24.232	+0.870	12:13:04.987
8	1:24.331	+0.969	12:14:29.318
9	1:24.135	+0.773	12:15:53.453

Lap	Lap Tm	Diff	Time of Day
(131) Graham Gough			
1	1:27.215	+4.103	12:04:41.587
2	1:23.390	+0.278	12:06:04.977
3	1:23.112		12:07:28.089
4	1:23.332	+0.220	12:08:51.421
5	1:24.476	+1.364	12:10:15.897
6	1:24.635	+1.523	12:11:40.532
7	1:24.334	+1.222	12:13:04.866
8	1:24.863	+1.751	12:14:29.729
9	1:24.103	+0.991	12:15:53.832

Lap	Lap Tm	Diff	Time of Day
(18) David Jeff			
1	1:28.444	+4.044	12:04:42.460
2	1:24.955	+0.585	12:06:07.445
3	1:24.756	+0.356	12:07:32.201
4	1:25.095	+0.695	12:08:57.296
5	1:25.097	+0.697	12:10:22.393
6	1:25.804	+1.404	12:11:48.197
7	1:24.846	+0.446	12:13:13.043
8	1:24.400		12:14:37.443
9	1:24.433	+0.033	12:16:01.876

Lap	Lap Tm	Diff	Time of Day
(84) Jason Taylor			
1	1:28.763	+4.593	12:04:43.190
2	1:25.788	+1.618	12:06:08.978
3	1:25.179	+1.009	12:07:34.157
4	1:25.312	+1.142	12:08:59.469
5	1:25.015	+0.845	12:10:24.484
6	1:24.770	+0.600	12:11:49.254
7	1:24.170		12:13:13.424
8	1:24.419	+0.249	12:14:37.843
9	1:24.538	+0.368	12:16:02.381

Lap	Lap Tm	Diff	Time of Day
(194) Neil Schofield			
1	1:30.119	+6.862	12:04:45.598
2	1:25.948	+2.691	12:06:11.546
3	1:24.782	+1.525	12:07:36.328
4	1:25.501	+2.244	12:09:01.829
5	1:24.522	+1.265	12:10:26.351
6	1:25.275	+2.018	12:11:51.626
7	1:24.314	+1.057	12:13:15.940
8	1:24.147	+0.890	12:14:40.087
9	1:23.257		12:16:03.344

Lap	Lap Tm	Diff	Time of Day
(78) Graeme Marshall			
1	1:28.289	+4.303	12:04:42.350
2	1:26.292	+2.306	12:06:08.642
3	1:26.395	+2.409	12:07:35.037
4	1:25.673	+1.687	12:09:00.710
5	1:25.066	+1.080	12:10:25.776
6	1:24.709	+0.723	12:11:50.485
7	1:25.169	+1.183	12:13:15.654
8	1:23.986		12:14:39.640
9	1:24.258	+0.272	12:16:03.898

Lap	Lap Tm	Diff	Time of Day
(87) Chris Bazeley			
1	1:30.764	+7.546	12:04:45.700
2	1:26.457	+3.239	12:06:12.157
3	1:25.823	+2.605	12:07:37.980
4	1:24.979	+1.761	12:09:02.959
5	1:24.304	+1.086	12:10:27.263

Timekeeper

Race Director

Weather / Track : Sunny / Dry

www.sportstimingsservices.co.uk

Printed: 08/05/2011 12:20:00





Thundersport GB - Rounds 5 and 6

BridgestoneThundersport 500

Anglesey Circuit 1.550 Miles

Race 6

08/05/2011 12:03

Race started at 12:02:59

Lap	Lap Tm	Diff	Time of Day
6	1:24.494	+1.276	12:11:51.757
7	1:25.218	+2.000	12:13:16.975
8	1:23.218		12:14:40.193
9	1:23.706	+0.488	12:16:03.899

(99) Andrew Scanlon

1	1:30.238	+6.373	12:04:45.259
2	1:25.048	+1.183	12:06:10.307
3	1:25.145	+1.280	12:07:35.452
4	1:25.355	+1.490	12:09:00.807
5	1:24.347	+0.482	12:10:25.154
6	1:24.714	+0.849	12:11:49.868
7	1:26.565	+2.700	12:13:16.433
8	1:24.560	+0.695	12:14:40.993
9	1:23.865		12:16:04.858

(73) Jerry Frost

1	1:32.428	+8.362	12:04:47.065
2	1:26.547	+2.481	12:06:13.612
3	1:25.035	+0.969	12:07:38.647
4	1:25.381	+1.315	12:09:04.028
5	1:24.066		12:10:28.094
6	1:24.248	+0.182	12:11:52.342
7	1:25.111	+1.045	12:13:17.453
8	1:24.195	+0.129	12:14:41.648
9	1:24.531	+0.465	12:16:06.179

(48) Allan Brookbanks

1	1:29.316	+4.873	12:04:43.942
2	1:25.764	+1.321	12:06:09.706
3	1:26.377	+1.934	12:07:36.083
4	1:25.484	+1.041	12:09:01.567
5	1:24.443		12:10:26.010
6	1:25.206	+0.763	12:11:51.216
7	1:25.670	+1.227	12:13:16.886
8	1:25.435	+0.992	12:14:42.321
9	1:24.727	+0.284	12:16:07.048

(59) Seth Curry

1	1:30.409	+5.791	12:04:44.515
2	1:24.618		12:06:09.133
3	1:25.124	+0.506	12:07:34.257
4	1:25.384	+0.766	12:08:59.641
5	1:25.249	+0.631	12:10:24.890
6	1:24.635	+0.017	12:11:49.525
7	1:29.360	+4.742	12:13:18.885
8	1:24.974	+0.356	12:14:43.859
9	1:24.935	+0.317	12:16:08.794

(102) Stewart Campbell

1	1:31.393	+7.486	12:04:46.561
2	1:26.184	+2.277	12:06:12.745
3	1:25.462	+1.555	12:07:38.207
4	1:25.563	+1.656	12:09:03.770
5	1:23.907		12:10:27.677
6	1:24.453	+0.546	12:11:52.130
7	1:27.026	+3.119	12:13:19.156
8	1:25.386	+1.479	12:14:44.542
9	1:24.709	+0.802	12:16:09.251

(111) David Carson

Lap	Lap Tm	Diff	Time of Day
1	1:26.213	+5.488	12:04:39.460
2	1:22.896	+2.171	12:06:02.356
3	1:22.623	+1.898	12:07:24.979
4	1:21.654	+0.929	12:08:46.633
5	1:21.252	+0.527	12:10:07.885
6	1:20.725		12:11:28.610
7	1:21.055	+0.330	12:12:49.665
8	1:20.881	+0.156	12:14:10.546

(32) Nick Clift

1	1:26.903	+6.051	12:04:40.265
2	1:22.890	+2.038	12:06:03.155
3	1:21.219	+0.367	12:07:24.374
4	1:21.663	+0.811	12:08:46.037
5	1:21.508	+0.656	12:10:07.545
6	1:21.657	+0.805	12:11:29.202
7	1:21.008	+0.156	12:12:50.210
8	1:20.852		12:14:11.062

(33) Richard Blunt

1	1:24.792	+3.056	12:04:38.621
2	1:22.650	+0.914	12:06:01.271
3	1:22.640	+0.904	12:07:23.911
4	1:22.436	+0.700	12:08:46.347
5	1:22.443	+0.707	12:10:08.790
6	1:21.736		12:11:30.526
7	1:22.000	+0.264	12:12:52.526
8	1:22.676	+0.940	12:14:15.202

(51) Nick Little

1	1:29.832	+4.909	12:04:44.882
2	1:25.196	+0.273	12:06:10.078
3	1:25.032	+0.109	12:07:35.110
4	1:24.923		12:09:00.033
5	1:25.358	+0.435	12:10:25.391
6	1:25.305	+0.382	12:11:50.696

(9) Tom Harrison

1	1:24.379	+3.542	12:04:37.015
2	1:22.529	+1.692	12:05:59.544
3	1:21.808	+0.971	12:07:21.352
4	1:20.837		12:08:42.189

(69) Roy Marsden

1	1:39.399	+4.014	12:04:55.199
2	1:36.716	+1.331	12:06:31.915
3	1:37.093	+1.708	12:08:09.008
4	1:35.385		12:09:44.393

(23) Kyle Wilks

1	1:23.412	+3.431	12:04:36.407
2	1:19.981		12:05:56.388
3	1:20.632	+0.651	12:07:17.020

(12) Andy Lawson

1	1:34.577	+14.273	12:04:34.381
2	1:20.304		12:05:54.685

Timekeeper

Race Director

Weather / Track : Sunny / Dry

www.sportstimingsservices.co.uk

Printed: 08/05/2011 12:20:00





Thundersport GB - Rounds 5 and 6

Sorted on Laps

BridgestoneThundersport 500

Anglesey Circuit 1.550 Miles

Race 16

08/05/2011 15:53

Race started at 15:53:37

Pos	No.	Name	Bike	CC	Laps	Total Tm	Diff	Best Tm	Best Speed	Avg. Speed
1	5	Darryl Harrison	Honda	500	9	11:59.149		1:18.553	71.035	69.833
2	83	Colin McCabe	Honda	500	9	12:00.684	1.535	1:18.662	70.936	69.684
3	155	Scott Campbell	Honda	500	9	12:11.332	12.183	1:19.576	70.122	68.669
4	12	Andy Lawson	Honda	500	9	12:26.857	27.708	1:21.301	68.634	67.242
5	32	Nick Clift	Honda	500	9	12:27.216	28.067	1:21.257	68.671	67.209
6	9	Tom Harrison	Honda	500	9	12:27.429	28.280	1:21.240	68.685	67.190
7	72	Mike Bailey	Honda	500	9	12:27.590	28.441	1:20.826	69.037	67.176
8	14	Dominic Clegg	Honda	500	9	12:27.808	28.659	1:20.566	69.260	67.156
9	42	Christopher Spink	Honda	500	9	12:36.335	37.186	1:21.286	68.647	66.399
10	7	Jonathan Owens	Honda	500	9	12:37.031	37.882	1:21.959	68.083	66.338
11	84	Jason Taylor	Honda	500	9	12:45.882	46.733	1:23.174	67.088	65.571
12	131	Graham Gough	Honda	500	9	12:46.320	47.171	1:23.362	66.937	65.534
13	16	Craig Jeff	Honda	500	9	12:46.547	47.398	1:22.993	67.235	65.515
14	99	Andrew Scanlon	Honda	500	9	12:47.000	47.851	1:22.980	67.245	65.476
15	18	David Jeff	Honda	500	9	12:48.501	49.352	1:23.324	66.968	65.348
16	47	Steve Kain	Honda	500	9	12:48.675	49.526	1:23.775	66.607	65.333
17	33	Richard Blunt	Honda	500	9	12:48.817	49.668	1:22.986	67.240	65.321
18	59	Seth Curry	Honda	500	9	12:49.599	50.450	1:22.930	67.286	65.255
19	194	Neil Schofield	Honda	500	9	12:49.612	50.463	1:22.609	67.547	65.254
20	73	Jerry Frost	Honda	500	9	12:49.871	50.722	1:22.684	67.486	65.232
21	87	Chris Bazeley	Honda	500	9	12:50.200	51.051	1:22.143	67.930	65.204
22	78	Graeme Marshall	Honda	500	9	12:51.693	52.544	1:23.843	66.553	65.078
23	102	Stewart Campbell	Honda	500	9	13:03.511	1:04.362	1:24.689	65.888	64.096
24	48	Allan Brookbanks	Honda	500	9	13:06.833	1:07.684	1:25.188	65.502	63.825

Not classified

DNF	64	Adam Palfreman	Honda	500	7	9:43.084	DNF	1:20.987	68.900	66.989
DNF	69	Roy Marsden	Honda	500	5	8:12.747	DNF	1:35.111	58.668	56.621
DNF	23	Kyle Wilks	Honda	500	1	1:29.184	DNF	1:23.726	66.646	62.567
DNF	1	Mark Evans	Honda	500		6.588	DNF		-	-

Margin of Victory	Avg. Speed	Best Lap Tm	Best Speed	Best Lap by
1.535	69.833	1:18.553	71.035	5 - Darryl Harrison

Timekeeper

Race Director

Weather / Track : Sunny / Dry

www.sportstimservices.co.uk



Printed: 08/05/2011 16:07:10



Thundersport GB - Rounds 5 and 6

Lapchart

BridgestoneThundersport 500

Anglesey Circuit 1.550 Miles

Race 16

08/05/2011 15:53

Race started at 15:53:37

Competitors

	Laps									
	0	1	2	3	4	5	6	7	8	9
Andy Lawson (12)	1	12	83	5	5	5	5	5	5	5
Darryl Harrison (5)	2	5	5	83	83	83	83	83	83	83
Scott Campbell (155)	3	155	155	155	155	155	155	155	155	155
Colin McCabe (83)	4	83	23	12	12	12	12	12	12	12
Tom Harrison (9)	5	9	12	64	14	64	64	14	64	72
Dominic Clegg (14)	6	14	64	72	72	14	14	64	72	32
Kyle Wilks (23)	7	23	32	32	64	72	9	9	32	9
Adam Palfreman (64)	8	64	14	14	32	9	32	32	9	14
Jonathan Owens (7)	9	7	9	9	9	32	72	72	14	7
Christopher Spink (42)	10	42	72	7	7	7	7	7	42	7
Nick Clift (32)	11	32	7	33	33	33	42	42	42	18
Steve Kain (47)	12	47	33	18	18	18	33	33	18	84
Richard Blunt (33)	13	33	18	84	84	42	16	18	16	16
Mike Bailey (72)	14	72	84	47	47	84	84	84	84	131
Graeme Marshall (78)	15	78	47	16	42	16	18	16	131	99
David Jeff (18)	16	18	16	42	16	47	131	131	33	33
Mark Evans (1)	17	1	42	131	131	131	47	47	99	47
Seth Curry (59)	18	59	131	78	78	99	99	99	47	194
Graham Gough (131)	19	131	78	87	99	78	78	194	194	59
Jason Taylor (84)	20	84	87	99	87	194	194	78	59	73
Craig Jeff (16)	21	16	48	59	59	87	87	59	78	78
Allan Brookbanks (48)	22	48	99	194	194	59	59	87	73	87
Jerry Frost (73)	23	73	194	48	48	73	73	73	87	102
Andrew Scanlon (99)	24	99	59	73	73	48	48	48	48	48
Chris Bazeley (87)	25	87	73	102	102	102	102	102	102	102
Stewart Campbell (102)	26	102	102	69	69	69	69			
Neil Schofield (194)	27	194	69							
Roy Marsden (69)	28	69								

Timekeeper

Race Director

Weather / Track : Sunny / Dry

www.sportstimingsservices.co.uk

Printed: 08/05/2011 16:09:00





Thundersport GB - Rounds 5 and 6

BridgestoneThundersport 500

Anglesey Circuit 1.550 Miles

Race 16

08/05/2011 15:53

Race started at 15:53:37

Lap	Lap Tm	Diff	Time of Day
(5) Darryl Harrison			
1	1:27.532	+8.979	15:55:05.154
2	1:19.633	+1.080	15:56:24.787
3	1:18.968	+0.415	15:57:43.755
4	1:18.553		15:59:02.308
5	1:18.808	+0.255	16:00:21.116
6	1:19.187	+0.634	16:01:40.303
7	1:18.690	+0.137	16:02:58.993
8	1:18.630	+0.077	16:04:17.623
9	1:19.120	+0.567	16:05:36.743
(83) Colin McCabe			
1	1:23.105	+4.443	15:55:04.861
2	1:20.435	+1.773	15:56:25.296
3	1:18.891	+0.229	15:57:44.187
4	1:18.887	+0.225	15:59:03.074
5	1:19.207	+0.545	16:00:22.281
6	1:19.093	+0.431	16:01:41.374
7	1:18.662		16:03:00.036
8	1:19.140	+0.478	16:04:19.176
9	1:19.102	+0.440	16:05:38.278
(155) Scott Campbell			
1	1:24.312	+4.736	15:55:05.675
2	1:20.618	+1.042	15:56:26.293
3	1:20.675	+1.099	15:57:46.968
4	1:21.292	+1.716	15:59:08.260
5	1:20.443	+0.867	16:00:28.703
6	1:20.372	+0.796	16:01:49.075
7	1:19.576		16:03:08.651
8	1:20.018	+0.442	16:04:28.669
9	1:20.257	+0.681	16:05:48.926
(12) Andy Lawson			
1	1:32.138	+10.837	15:55:09.732
2	1:22.648	+1.347	15:56:32.380
3	1:21.780	+0.479	15:57:54.160
4	1:21.301		15:59:15.461
5	1:21.920	+0.619	16:00:37.381
6	1:21.583	+0.282	16:01:58.964
7	1:21.571	+0.270	16:03:20.535
8	1:21.818	+0.517	16:04:42.353
9	1:22.098	+0.797	16:06:04.451
(32) Nick Clift			
1	1:26.832	+5.575	15:55:10.337
2	1:23.031	+1.774	15:56:33.368
3	1:21.962	+0.705	15:57:55.330
4	1:21.817	+0.560	15:59:17.147
5	1:21.340	+0.083	16:00:38.487
6	1:21.589	+0.332	16:02:00.076
7	1:21.367	+0.110	16:03:21.443
8	1:21.257		16:04:42.700
9	1:22.110	+0.853	16:06:04.810
(9) Tom Harrison			
1	1:28.090	+6.850	15:55:10.820
2	1:23.093	+1.853	15:56:33.913
3	1:21.616	+0.376	15:57:55.529
4	1:21.240		15:59:16.769

Lap	Lap Tm	Diff	Time of Day
5	1:21.251	+0.011	16:00:38.020
6	1:21.713	+0.473	16:01:59.733
7	1:22.329	+1.089	16:03:22.062
8	1:21.498	+0.258	16:04:43.560
9	1:21.463	+0.223	16:06:05.023
(72) Mike Bailey			
1	1:27.072	+6.246	15:55:11.058
2	1:21.935	+1.109	15:56:32.993
3	1:21.551	+0.725	15:57:54.544
4	1:22.045	+1.219	15:59:16.589
5	1:22.318	+1.492	16:00:38.907
6	1:21.332	+0.506	16:02:00.239
7	1:20.826		16:03:21.065
8	1:21.470	+0.644	16:04:42.535
9	1:22.649	+1.823	16:06:05.184
(14) Dominic Clegg			
1	1:27.567	+7.001	15:55:10.510
2	1:23.227	+2.661	15:56:33.737
3	1:20.566		15:57:54.303
4	1:21.836	+1.270	15:59:16.139
5	1:21.635	+1.069	16:00:37.774
6	1:21.287	+0.721	16:01:59.061
7	1:23.041	+2.475	16:03:22.102
8	1:21.669	+1.103	16:04:43.771
9	1:21.631	+1.065	16:06:05.402
(42) Christopher Spink			
1	1:30.094	+8.808	15:55:13.564
2	1:23.900	+2.614	15:56:37.464
3	1:23.842	+2.556	15:58:01.306
4	1:22.507	+1.221	15:59:23.813
5	1:22.694	+1.408	16:00:46.507
6	1:21.286		16:02:07.793
7	1:21.529	+0.243	16:03:29.322
8	1:22.442	+1.156	16:04:51.764
9	1:22.165	+0.879	16:06:13.929
(7) Jonathan Owens			
1	1:28.171	+6.212	15:55:11.534
2	1:22.936	+0.977	15:56:34.470
3	1:22.200	+0.241	15:57:56.670
4	1:22.433	+0.474	15:59:19.103
5	1:22.494	+0.535	16:00:41.597
6	1:21.959		16:02:03.556
7	1:23.488	+1.529	16:03:27.044
8	1:24.237	+2.278	16:04:51.281
9	1:23.344	+1.385	16:06:14.625
(84) Jason Taylor			
1	1:27.904	+4.730	15:55:12.324
2	1:24.531	+1.357	15:56:36.855
3	1:23.604	+0.430	15:58:00.459
4	1:23.785	+0.611	15:59:24.244
5	1:24.066	+0.892	16:00:48.310
6	1:24.233	+1.059	16:02:12.543
7	1:23.874	+0.700	16:03:36.417
8	1:23.174		16:04:59.591
9	1:23.885	+0.711	16:06:23.476

Lap	Lap Tm	Diff	Time of Day
(131) Graham Gough			
1	1:29.235	+5.873	15:55:13.573
2	1:25.046	+1.684	15:56:38.619
3	1:23.623	+0.261	15:58:02.242
4	1:23.707	+0.345	15:59:25.949
5	1:23.430	+0.068	16:00:49.379
6	1:23.668	+0.306	16:02:13.047
7	1:23.767	+0.405	16:03:36.814
8	1:23.738	+0.376	16:05:00.552
9	1:23.362		16:06:23.914
(16) Craig Jeff			
1	1:28.408	+5.415	15:55:12.945
2	1:24.351	+1.358	15:56:37.296
3	1:24.296	+1.303	15:58:01.592
4	1:23.423	+0.430	15:59:25.015
5	1:22.993		16:00:48.008
6	1:24.739	+1.746	16:02:12.747
7	1:23.280	+0.287	16:03:36.027
8	1:24.168	+1.175	16:05:00.195
9	1:23.946	+0.953	16:06:24.141
(99) Andrew Scanlon			
1	1:30.394	+7.414	15:55:15.305
2	1:25.018	+2.038	15:56:40.323
3	1:23.330	+0.350	15:58:03.653
4	1:22.980		15:59:26.633
5	1:23.460	+0.480	16:00:50.093
6	1:24.139	+1.159	16:02:14.232
7	1:23.641	+0.661	16:03:37.873
8	1:23.072	+0.092	16:05:00.945
9	1:23.649	+0.669	16:06:24.594
(18) David Jeff			
1	1:27.835	+4.511	15:55:11.986
2	1:24.315	+0.991	15:56:36.301
3	1:23.324		15:57:59.625
4	1:24.086	+0.762	15:59:23.711
5	1:25.103	+1.779	16:00:48.814
6	1:23.426	+0.102	16:02:12.240
7	1:23.557	+0.233	16:03:35.797
8	1:23.680	+0.356	16:04:59.477
9	1:26.618	+3.294	16:06:26.095
(47) Steve Kain			
1	1:28.981	+5.206	15:55:12.583
2	1:24.414	+0.639	15:56:36.997
3	1:24.100	+0.325	15:58:01.097
4	1:24.150	+0.375	15:59:25.247
5	1:24.474	+0.699	16:00:49.721
6	1:24.344	+0.569	16:02:14.065
7	1:24.149	+0.374	16:03:38.214
8	1:24.280	+0.505	16:05:02.494
9	1:23.775		16:06:26.269
(33) Richard Blunt			
1	1:28.110	+5.124	15:55:11.895
2	1:24.171	+1.185	15:56:36.066
3	1:22.986		15:57:59.052
4	1:23.660	+0.674	15:59:22.712
5	1:25.036	+2.050	16:00:47.748

Timekeeper

Race Director

Weather / Track : Sunny / Dry

www.sportstimingsservices.co.uk





Thundersport GB - Rounds 5 and 6

BridgestoneThundersport 500

Anglesey Circuit 1.550 Miles

Race 16

08/05/2011 15:53

Race started at 15:53:37

Lap	Lap Tm	Diff	Time of Day
6	1:24.167	+1.181	16:02:11.915
7	1:25.802	+2.816	16:03:37.717
8	1:24.617	+1.631	16:05:02.334
9	1:24.077	+1.091	16:06:26.411

(59) Seth Curry

1	1:31.559	+8.629	15:55:15.857
2	1:25.020	+2.090	15:56:40.877
3	1:24.808	+1.878	15:58:05.685
4	1:24.715	+1.785	15:59:30.400
5	1:23.607	+0.677	16:00:54.007
6	1:23.621	+0.691	16:02:17.628
7	1:23.153	+0.223	16:03:40.781
8	1:22.930		16:05:03.711
9	1:23.482	+0.552	16:06:27.193

(194) Neil Schofield

1	1:30.363	+7.754	15:55:15.699
2	1:25.590	+2.981	15:56:41.289
3	1:24.637	+2.028	15:58:05.926
4	1:23.763	+1.154	15:59:29.689
5	1:23.245	+0.636	16:00:52.934
6	1:23.484	+0.875	16:02:16.418
7	1:23.926	+1.317	16:03:40.344
8	1:22.609		16:05:02.953
9	1:24.253	+1.644	16:06:27.206

(73) Jerry Frost

1	1:31.605	+8.921	15:55:16.450
2	1:25.738	+3.054	15:56:42.188
3	1:24.977	+2.293	15:58:07.165
4	1:24.199	+1.515	15:59:31.364
5	1:23.734	+1.050	16:00:55.098
6	1:23.324	+0.640	16:02:18.422
7	1:23.519	+0.835	16:03:41.941
8	1:22.684		16:05:04.625
9	1:22.840	+0.156	16:06:27.465

(87) Chris Bazeley

1	1:29.626	+7.483	15:55:14.777
2	1:25.243	+3.100	15:56:40.020
3	1:25.102	+2.959	15:58:05.122
4	1:24.726	+2.583	15:59:29.848
5	1:23.461	+1.318	16:00:53.309
6	1:24.651	+2.508	16:02:17.960
7	1:24.286	+2.143	16:03:42.246
8	1:23.405	+1.262	16:05:05.651
9	1:22.143		16:06:27.794

(78) Graeme Marshall

1	1:30.041	+6.198	15:55:14.074
2	1:25.499	+1.656	15:56:39.573
3	1:23.947	+0.104	15:58:03.520
4	1:24.393	+0.550	15:59:27.913
5	1:24.717	+0.874	16:00:52.630
6	1:24.881	+1.038	16:02:17.511
7	1:24.001	+0.158	16:03:41.512
8	1:23.843		16:05:05.355
9	1:23.932	+0.089	16:06:29.287

(102) Stewart Campbell

Lap	Lap Tm	Diff	Time of Day
1	1:31.636	+6.947	15:55:16.947
2	1:25.641	+0.952	15:56:42.588
3	1:25.110	+0.421	15:58:07.698
4	1:25.145	+0.456	15:59:32.843
5	1:25.894	+1.205	16:00:58.737
6	1:26.788	+2.099	16:02:25.525
7	1:26.165	+1.476	16:03:51.690
8	1:24.726	+0.037	16:05:16.416
9	1:24.689		16:06:41.105

(48) Allan Brookbanks

1	1:30.432	+5.244	15:55:15.155
2	1:26.378	+1.190	15:56:41.533
3	1:25.188		15:58:06.721
4	1:25.626	+0.438	15:59:32.347
5	1:26.042	+0.854	16:00:58.389
6	1:26.637	+1.449	16:02:25.026
7	1:26.321	+1.133	16:03:51.347
8	1:26.454	+1.266	16:05:17.801
9	1:26.626	+1.438	16:06:44.427

(64) Adam Palfreman

1	1:26.920	+5.933	15:55:10.038
2	1:22.560	+1.573	15:56:32.598
3	1:22.145	+1.158	15:57:54.743
4	1:20.987		15:59:15.730
5	1:21.708	+0.721	16:00:37.438
6	1:21.837	+0.850	16:01:59.275
7	1:21.403	+0.416	16:03:20.678

(69) Roy Marsden

1	1:39.372	+4.261	15:55:25.276
2	1:36.451	+1.340	15:57:01.727
3	1:37.290	+2.179	15:58:39.017
4	1:36.213	+1.102	16:00:15.230
5	1:35.111		16:01:50.341

(23) Kyle Wilks

1	1:23.726		15:55:06.778
---	-----------------	--	--------------

Timekeeper

Race Director

Weather / Track : Sunny / Dry

www.sportstimingsservices.co.uk

Printed: 08/05/2011 16:10:13





Thundersport GB - Rounds 5 and 6

Bike Sport News Superstock 600

Anglesey Circuit 1.550 Miles

Race 9 Superpole

07/05/2011

Race

POLE POSITION

4	3	2	1	1
2	33	17	68	2
8	7	6	5	3
18	5	48	101	4
12	11	10	9	5
90	47	96	177	6
16	15	14	13	
35	7	61	4	
20	19	18	17	
99	24	74	118	
	23	22	21	
	69	19	37	

Timekeeper

Race Director

Weather / Track :

www.sportstimeservices.co.uk

Printed: 07/05/2011 12:18:33





Thundersport GB - Rounds 5 and 6

Sorted on Best Lap time

Bike Sport News Superstock 600

Anglesey Circuit 1.550 Miles

Qualifying

07/05/2011 11:56

Qualifying started at 11:56:20

Pos	No.	Name	Bike	CC	Best Tm	Best Speed	Diff	In Lap	2nd Best
1	68	Paul Wishart	Yamaha	600	1:11.178	78.395		6	1:11.269
2	17	Adam Robinson	Triumph	675	1:11.610	77.922	0.432	14	1:11.925
3	33	Tom Meehan	Yamaha	600	1:11.651	77.877	0.473	2	1:11.752
4	2	Nathan Pallett	Yamaha	600	1:11.839	77.674	0.661	14	1:12.127
5	101	Sam Ludgate	Triumph	675	1:11.913	77.594	0.735	4	1:12.813
6	48	Scott Wilson	Kawasaki	600	1:11.920	77.586	0.742	10	1:12.043
7	5	Marty Lennon	Kawasaki	600	1:12.257	77.224	1.079	14	1:12.374
8	18	Oliver Harrison	Yamaha	600	1:12.302	77.176	1.124	6	1:12.479
9	177	John Blundell	Yamaha	600	1:12.464	77.004	1.286	5	1:12.743
10	96	Jamie Harris	Yamaha	600	1:12.513	76.952	1.335	9	1:12.544
11	47	Nick Anderson	Yamaha	600	1:12.647	76.810	1.469	8	1:12.750
12	90	Rory Parker	Kawasaki	600	1:12.826	76.621	1.648	5	1:12.829
13	4	Tom McHale	Yamaha	600	1:12.833	76.614	1.655	5	1:13.252
14	61	William Heginbotham	Yamaha	600	1:13.064	76.371	1.886	3	1:13.142
15	7	Jodie Chalk	Triumph	675	1:13.122	76.311	1.944	12	1:13.555
16	35	Matthew Shellcock	Yamaha	600	1:13.154	76.277	1.976	14	1:13.874
17	118	Daniel Chappell	Yamaha	600	1:13.365	76.058	2.187	10	1:13.518
18	74	Curtis Wright	Triumph	675	1:13.383	76.039	2.205	11	1:13.679
19	24	Michael Cooper	Triumph	675	1:13.887	75.521	2.709	15	1:14.644
20	99	Ryan Myler	Honda	600	1:14.174	75.229	2.996	5	1:14.862
21	37	Sean Hardwicke	Triumph	675	1:14.377	75.023	3.199	12	1:14.439
22	19	Andrew Dudgeon	Kawasaki	600	1:15.963	73.457	4.785	12	1:16.181
23	69	David Rigby	Yamaha	600	1:17.564	71.941	6.386	6	1:17.785

Timekeeper

Race Director

Weather / Track : Overcast / Dry

www.sportstimeservices.co.uk

Printed: 07/05/2011 12:17:44





Thundersport GB - Rounds 5 and 6

Bike Sport News Superstock 600

Anglesey Circuit 1.550 Miles

Race 6 & 15

08/05/2011

Race

POLE POSITION

4	3	2	1	1
74	96	17	101	2
8	7	6	5	3
48	2	33	68	4
12	11	10	9	5
47	177	18	5	6
16	15	14	13	
7	61	4	90	
20	19	18	17	
99	24	118	35	
	23	22	21	
	69	19	37	

Timekeeper

Race Director

Weather / Track :

www.sportstimeservices.co.uk

Printed: 07/05/2011 16:24:08





Thundersport GB - Rounds 5 and 6

Lapchart

Bike Sport News Superstock 600

Anglesey Circuit 1.550 Miles

Race 9 Superpole

07/05/2011 15:59

Race started at 15:59:00

Competitors

Laps

	0	1	2	3	4	5	6	7	8	9	10	11	12	13	14	15	
Paul Wishart (68)	1	68	68	68	68	68	68	68	68	68	68	68	68	101	101	101	101
Adam Robinson (17)	2	17	101	101	101	101	101	101	101	101	101	101	101	17	17	17	17
Tom Meehan (33)	3	33	17	17	17	17	17	17	17	17	17	17	17	74	74	96	96
Nathan Pallett (2)	4	2	33	33	33	96	96	96	96	74	74	74	96	96	96	74	74
Sam Ludgate (101)	5	101	96	96	96	74	74	74	74	74	96	96	96	47	47	47	47
Oliver Harrison (18)	6	18	2	74	74	48	48	48	48	48	48	47	47	18	18	18	18
Scott Wilson (48)	7	48	74	2	48	18	18	18	18	47	47	48	18	48	48	48	48
Marty Lennon (5)	8	5	18	48	18	47	47	47	47	18	18	18	48	24	24	24	24
John Blundell (177)	9	177	47	18	47	37	177	177	177	177	177	177	177	177	177	177	177
Nick Anderson (47)	10	47	48	37	2	177	37	37	37	24	24	24	24	37	37	37	37
Jamie Harris (96)	11	96	37	47	177	2	2	2	24	37	37	37	37	2	2	2	2
Rory Parker (90)	12	90	177	177	37	24	24	24	2	2	2	2	2	7	7	7	7
Tom McHale (4)	13	4	7	24	24	7	7	7	7	7	7	7	7	19	19	19	19
Jodie Chalk (7)	14	7	24	7	7	99	99	99	99	99	4	4	4	4	4	4	4
Matthew Shellcock (35)	15	35	4	99	99	4	4	4	4	4	99	99	19	99	99	99	99
William Heginbotham (61)	16	61	99	4	4	61	19	19	19	19	19	19	99	61	61	61	61
Curtis Wright (74)	17	74	5	61	61	19	61	61	61	61	61	61	61	5	5	5	5
Daniel Chappell (118)	18	118	61	19	19	5	5	5	5	5	5	5	5	69	69	69	69
Sean Hardwicke (37)	19	37	19	5	5	69	69	69	69	69	69	69	69	69	69	69	69
Michael Cooper (24)	20	24	69	69	69	69	69	69	69	69	69	69	69	69	69	69	69
Andrew Dudgeon (19)	21	19	19	19	19	19	19	19	19	19	19	19	19	19	19	19	19
Ryan Myler (99)	22	99	99	99	99	99	99	99	99	99	99	99	99	99	99	99	99
David Rigby (69)	23	69	69	69	69	69	69	69	69	69	69	69	69	69	69	69	69

Timekeeper

Race Director

Weather / Track : Bright / Drying

www.sportstimeservices.co.uk

Printed: 07/05/2011 16:25:23





Thundersport GB - Rounds 5 and 6

Bike Sport News Superstock 600

Anglesey Circuit 1.550 Miles

Race 9 Superpole

07/05/2011 15:59

Race started at 15:59:00

Lap	Lap Tm	Diff	Time of Day
(101) Sam Ludgate			
1	1:20.518	+4.053	16:00:23.162
2	1:18.113	+1.648	16:01:41.275
3	1:19.310	+2.845	16:03:00.585
4	1:18.196	+1.731	16:04:18.781
5	1:18.337	+1.872	16:05:37.118
6	1:17.073	+0.608	16:06:54.191
7	1:17.068	+0.603	16:08:11.259
8	1:17.115	+0.650	16:09:28.374
9	1:17.674	+1.209	16:10:46.048
10	1:17.366	+0.901	16:12:03.414
11	1:16.886	+0.421	16:13:20.300
12	1:17.403	+0.938	16:14:37.703
13	1:16.996	+0.531	16:15:54.699
14	1:16.465		16:17:11.164
15	1:17.518	+1.053	16:18:28.682

Lap	Lap Tm	Diff	Time of Day
(17) Adam Robinson			
1	1:24.830	+7.989	16:00:25.439
2	1:19.425	+2.584	16:01:44.864
3	1:17.833	+0.992	16:03:02.697
4	1:16.841		16:04:19.538
5	1:18.058	+1.217	16:05:37.596
6	1:17.226	+0.385	16:06:54.822
7	1:17.125	+0.284	16:08:11.947
8	1:17.439	+0.598	16:09:29.386
9	1:17.194	+0.353	16:10:46.580
10	1:17.221	+0.380	16:12:03.801
11	1:16.902	+0.061	16:13:20.703
12	1:17.219	+0.378	16:14:37.922
13	1:17.125	+0.284	16:15:55.047
14	1:17.776	+0.935	16:17:12.823
15	1:18.696	+1.855	16:18:31.519

Lap	Lap Tm	Diff	Time of Day
(96) Jamie Harris			
1	1:23.176	+6.954	16:00:26.533
2	1:19.623	+3.401	16:01:46.156
3	1:18.642	+2.420	16:03:04.798
4	1:18.626	+2.404	16:04:23.424
5	1:19.103	+2.881	16:05:42.527
6	1:18.594	+2.372	16:07:01.121
7	1:18.988	+2.766	16:08:20.109
8	1:18.769	+2.547	16:09:38.878
9	1:20.244	+4.022	16:10:59.122
10	1:17.603	+1.381	16:12:16.725
11	1:17.196	+0.974	16:13:33.921
12	1:17.318	+1.096	16:14:51.239
13	1:16.502	+0.280	16:16:07.741
14	1:16.723	+0.501	16:17:24.464
15	1:16.222		16:18:40.686

Lap	Lap Tm	Diff	Time of Day
(74) Curtis Wright			
1	1:25.399	+9.014	16:00:29.324
2	1:21.519	+5.134	16:01:50.843
3	1:20.129	+3.744	16:03:10.972
4	1:18.218	+1.833	16:04:29.190
5	1:17.955	+1.570	16:05:47.145
6	1:18.142	+1.757	16:07:05.287
7	1:17.745	+1.360	16:08:23.032
8	1:17.434	+1.049	16:09:40.466

Lap	Lap Tm	Diff	Time of Day
9	1:18.136	+1.751	16:10:58.602
10	1:17.771	+1.386	16:12:16.373
11	1:17.099	+0.714	16:13:33.472
12	1:17.269	+0.884	16:14:50.741
13	1:16.666	+0.281	16:16:07.407
14	1:17.208	+0.823	16:17:24.615
15	1:16.385		16:18:41.000

Lap	Lap Tm	Diff	Time of Day
(47) Nick Anderson			
1	1:27.154	+10.290	16:00:30.428
2	1:23.605	+6.741	16:01:54.033
3	1:20.769	+3.905	16:03:14.802
4	1:19.366	+2.502	16:04:34.168
5	1:18.726	+1.862	16:05:52.894
6	1:18.975	+2.111	16:07:11.869
7	1:18.099	+1.235	16:08:29.968
8	1:17.658	+0.794	16:09:47.626
9	1:17.544	+0.680	16:11:05.170
10	1:17.041	+0.177	16:12:22.211
11	1:16.882	+0.018	16:13:39.093
12	1:17.089	+0.225	16:14:56.182
13	1:16.864		16:16:13.046
14	1:16.937	+0.073	16:17:29.983
15	1:17.199	+0.335	16:18:47.182

Lap	Lap Tm	Diff	Time of Day
(18) Oliver Harrison			
1	1:27.123	+9.848	16:00:29.907
2	1:23.222	+5.947	16:01:53.129
3	1:21.164	+3.889	16:03:14.293
4	1:19.075	+1.800	16:04:33.368
5	1:18.665	+1.390	16:05:52.033
6	1:19.109	+1.834	16:07:11.142
7	1:18.510	+1.235	16:08:29.652
8	1:18.416	+1.141	16:09:48.068
9	1:17.606	+0.331	16:11:05.674
10	1:17.727	+0.452	16:12:23.401
11	1:17.397	+0.122	16:13:40.798
12	1:17.447	+0.172	16:14:58.245
13	1:17.275		16:16:15.520
14	1:17.444	+0.169	16:17:32.964
15	1:19.125	+1.850	16:18:52.089

Lap	Lap Tm	Diff	Time of Day
(48) Scott Wilson			
1	1:28.000	+10.134	16:00:30.816
2	1:22.109	+4.243	16:01:52.925
3	1:20.537	+2.671	16:03:13.462
4	1:19.321	+1.455	16:04:32.783
5	1:18.891	+1.025	16:05:51.674
6	1:19.137	+1.271	16:07:10.811
7	1:18.295	+0.429	16:08:29.106
8	1:18.006	+0.140	16:09:47.112
9	1:17.866		16:11:04.978
10	1:18.151	+0.285	16:12:23.129
11	1:18.312	+0.446	16:13:41.441
12	1:18.905	+1.039	16:15:00.346
13	1:17.910	+0.044	16:16:18.256
14	1:18.237	+0.371	16:17:36.493
15	1:19.619	+1.753	16:18:56.112

Lap	Lap Tm	Diff	Time of Day
(24) Michael Cooper			
1	1:29.807	+11.556	16:00:34.018

Lap	Lap Tm	Diff	Time of Day
2	1:23.466	+5.215	16:01:57.484
3	1:22.606	+4.355	16:03:20.090
4	1:20.476	+2.225	16:04:40.566
5	1:19.154	+0.903	16:05:59.720
6	1:19.122	+0.871	16:07:18.842
7	1:18.403	+0.152	16:08:37.245
8	1:19.072	+0.821	16:09:56.317
9	1:18.251		16:11:14.568
10	1:18.948	+0.697	16:12:33.516
11	1:19.891	+1.640	16:13:53.407
12	1:19.241	+0.990	16:15:12.648
13	1:18.251		16:16:30.899
14	1:18.316	+0.065	16:17:49.215
15	1:18.378	+0.127	16:19:07.593

Lap	Lap Tm	Diff	Time of Day
(177) John Blundell			
1	1:28.205	+9.799	16:00:31.405
2	1:22.685	+4.279	16:01:54.090
3	1:21.405	+2.999	16:03:15.495
4	1:21.611	+3.205	16:04:37.106
5	1:20.010	+1.604	16:05:57.116
6	1:19.330	+0.924	16:07:16.446
7	1:18.406		16:08:34.852
8	1:19.211	+0.805	16:09:54.063
9	1:19.210	+0.804	16:11:13.273
10	1:19.620	+1.214	16:12:32.893
11	1:20.054	+1.648	16:13:52.947
12	1:21.723	+3.317	16:15:14.670
13	1:20.032	+1.626	16:16:34.702
14	1:20.179	+1.773	16:17:54.881
15	1:20.233	+1.827	16:19:15.114

Lap	Lap Tm	Diff	Time of Day
(37) Sean Hardwicke			
1	1:26.876	+7.832	16:00:31.028
2	1:22.855	+3.811	16:01:53.883
3	1:22.088	+3.044	16:03:15.971
4	1:20.893	+1.849	16:04:36.864
5	1:21.002	+1.958	16:05:57.866
6	1:19.781	+0.737	16:07:17.647
7	1:19.044		16:08:36.691
8	1:20.275	+1.231	16:09:56.966
9	1:19.245	+0.201	16:11:16.211
10	1:20.200	+1.156	16:12:36.411
11	1:19.649	+0.605	16:13:56.060
12	1:19.183	+0.139	16:15:15.243
13	1:19.737	+0.693	16:16:34.980
14	1:20.307	+1.263	16:17:55.287
15	1:20.076	+1.032	16:19:15.363

Lap	Lap Tm	Diff	Time of Day
(2) Nathan Pallett			
1	1:26.555	+6.724	16:00:27.909
2	1:24.742	+4.911	16:01:52.651
3	1:22.603	+2.772	16:03:15.254
4	1:22.658	+2.827	16:04:37.912
5	1:20.673	+0.842	16:05:58.585
6	1:20.045	+0.214	16:07:18.630
7	1:19.831		16:08:38.461
8	1:20.806	+0.975	16:09:59.267
9	1:20.465	+0.634	16:11:19.732
10	1:20.421	+0.590	16:12:40.153
11	1:21.419	+1.588	16:14:01.572

Timekeeper

Race Director

Weather / Track : Bright / Drying

www.sportstimingsservices.co.uk





Thundersport GB - Rounds 5 and 6

Bike Sport News Superstock 600

Anglesey Circuit 1.550 Miles

Race 9 Superpole

07/05/2011 15:59

Race started at 15:59:00

Lap	Lap Tm	Diff	Time of Day
12	1:20.652	+0.821	16:15:22.224
13	1:21.437	+1.606	16:16:43.661
14	1:20.618	+0.787	16:18:04.279
15	1:20.942	+1.111	16:19:25.221

(7) Jodie Chalk

1	1:29.838	+10.166	16:00:33.669
2	1:25.136	+5.464	16:01:58.805
3	1:22.870	+3.198	16:03:21.675
4	1:22.088	+2.416	16:04:43.763
5	1:21.352	+1.680	16:06:05.115
6	1:21.457	+1.785	16:07:26.572
7	1:21.172	+1.500	16:08:47.744
8	1:20.479	+0.807	16:10:08.223
9	1:19.672		16:11:27.895
10	1:20.157	+0.485	16:12:48.052
11	1:20.052	+0.380	16:14:08.104
12	1:22.449	+2.777	16:15:30.553
13	1:21.115	+1.443	16:16:51.668
14	1:20.469	+0.797	16:18:12.137
15	1:21.266	+1.594	16:19:33.403

(19) Andrew Dudgeon

1	1:33.735	+15.307	16:00:38.208
2	1:25.806	+7.378	16:02:04.014
3	1:24.195	+5.767	16:03:28.209
4	1:24.369	+5.941	16:04:52.578
5	1:22.344	+3.916	16:06:14.922
6	1:21.677	+3.249	16:07:36.599
7	1:21.324	+2.896	16:08:57.923
8	1:20.113	+1.685	16:10:18.036
9	1:20.790	+2.362	16:11:38.826
10	1:20.218	+1.790	16:12:59.044
11	1:19.202	+0.774	16:14:18.246
12	1:18.428		16:15:36.674
13	1:19.442	+1.014	16:16:56.116
14	1:19.266	+0.838	16:18:15.382
15	1:19.003	+0.575	16:19:34.385

(4) Tom McHale

1	1:32.427	+12.846	16:00:36.123
2	1:26.023	+6.442	16:02:02.146
3	1:24.989	+5.408	16:03:27.135
4	1:24.400	+4.819	16:04:51.535
5	1:23.117	+3.536	16:06:14.652
6	1:21.700	+2.119	16:07:36.352
7	1:21.430	+1.849	16:08:57.782
8	1:20.092	+0.511	16:10:17.874
9	1:20.038	+0.457	16:11:37.912
10	1:19.668	+0.087	16:12:57.580
11	1:19.658	+0.077	16:14:17.238
12	1:20.402	+0.821	16:15:37.640
13	1:20.722	+1.141	16:16:58.362
14	1:20.734	+1.153	16:18:19.096
15	1:19.581		16:19:38.677

(99) Ryan Myler

1	1:31.944	+12.330	16:00:36.498
2	1:25.136	+5.522	16:02:01.634
3	1:24.858	+5.244	16:03:26.492
4	1:24.363	+4.749	16:04:50.855

Lap	Lap Tm	Diff	Time of Day
5	1:22.666	+3.052	16:06:13.521
6	1:21.607	+1.993	16:07:35.128
7	1:21.458	+1.844	16:08:56.586
8	1:20.635	+1.021	16:10:17.221
9	1:21.169	+1.555	16:11:38.390
10	1:20.124	+0.510	16:12:58.514
11	1:20.751	+1.137	16:14:19.265
12	1:20.025	+0.411	16:15:39.290
13	1:20.077	+0.463	16:16:59.367
14	1:20.061	+0.447	16:18:19.428
15	1:19.614		16:19:39.042

(61) William Heginbotham

1	1:33.501	+12.080	16:00:37.421
2	1:25.180	+3.759	16:02:02.601
3	1:25.133	+3.712	16:03:27.734
4	1:24.595	+3.174	16:04:52.329
5	1:23.648	+2.227	16:06:15.977
6	1:22.092	+0.671	16:07:38.069
7	1:23.016	+1.595	16:09:01.085
8	1:22.486	+1.065	16:10:23.571
9	1:22.687	+1.266	16:11:46.258
10	1:22.902	+1.481	16:13:09.160
11	1:22.872	+1.451	16:14:32.032
12	1:22.635	+1.214	16:15:54.667
13	1:21.421		16:17:16.088
14	1:22.006	+0.585	16:18:38.094

(5) Marty Lennon

1	1:33.769	+11.625	16:00:36.909
2	1:28.224	+6.080	16:02:05.133
3	1:26.494	+4.350	16:03:31.627
4	1:26.108	+3.964	16:04:57.735
5	1:24.949	+2.805	16:06:22.684
6	1:25.464	+3.320	16:07:48.148
7	1:25.501	+3.357	16:09:13.649
8	1:24.821	+2.677	16:10:38.470
9	1:26.287	+4.143	16:12:04.757
10	1:23.053	+0.909	16:13:27.810
11	1:24.586	+2.442	16:14:52.396
12	1:24.820	+2.676	16:16:17.216
13	1:22.144		16:17:39.360
14	1:22.898	+0.754	16:19:02.258

(69) David Rigby

1	1:33.662	+7.644	16:00:38.670
2	1:28.872	+2.854	16:02:07.542
3	1:28.072	+2.054	16:03:35.614
4	1:28.741	+2.723	16:05:04.355
5	1:28.541	+2.523	16:06:32.896
6	1:31.918	+5.900	16:08:04.814
7	1:29.942	+3.924	16:09:34.756
8	1:33.676	+7.658	16:11:08.432
9	1:29.242	+3.224	16:12:37.674
10	1:26.432	+0.414	16:14:04.106
11	1:26.131	+0.113	16:15:30.237
12	1:26.018		16:16:56.255
13	1:27.630	+1.612	16:18:23.885
14	1:29.502	+3.484	16:19:53.387

(68) Paul Wishart

Lap	Lap Tm	Diff	Time of Day
1	1:21.888	+6.529	16:00:22.469
2	1:17.332	+1.973	16:01:39.801
3	1:16.136	+0.777	16:02:55.937
4	1:15.998	+0.639	16:04:11.935
5	1:16.394	+1.035	16:05:28.329
6	1:16.164	+0.805	16:06:44.493
7	1:15.778	+0.419	16:08:00.271
8	1:15.752	+0.393	16:09:16.023
9	1:16.007	+0.648	16:10:32.030
10	1:15.359		16:11:47.389
11	1:16.263	+0.904	16:13:03.652

(33) Tom Meehan

1	1:25.211	+7.369	16:00:25.921
2	1:19.407	+1.565	16:01:45.328
3	1:17.842		16:03:03.170

Timekeeper

Race Director

Weather / Track : Bright / Drying

www.sportstimingsservices.co.uk

Printed: 07/05/2011 16:26:13





Thundersport GB - Rounds 5 and 6

Sorted on Laps

Bike Sport News Superstock 600

Anglesey Circuit 1.550 Miles

Race 9 Superpole

07/05/2011 15:59

Race started at 15:59:00

Pos	No.	Name	Bike	CC	Laps	Total Tm	Diff	Best Tm	Best Speed	Avg. Speed
1	101	Sam Ludgate	Triumph	675	15	19:28.101		1:16.465	72.975	71.655
2	17	Adam Robinson	Triumph	675	15	19:30.938	2.837	1:16.841	72.617	71.481
3	96	Jamie Harris	Yamaha	600	15	19:40.105	12.004	1:16.222	73.207	70.926
4	74	Curtis Wright	Triumph	675	15	19:40.419	12.318	1:16.385	73.051	70.907
5	47	Nick Anderson	Yamaha	600	15	19:46.601	18.500	1:16.864	72.596	70.538
6	18	Oliver Harrison	Yamaha	600	15	19:51.508	23.407	1:17.275	72.210	70.247
7	48	Scott Wilson	Kawasaki	600	15	19:55.531	27.430	1:17.866	71.662	70.011
8	24	Michael Cooper	Triumph	675	15	20:07.012	38.911	1:18.251	71.309	69.345
9	177	John Blundell	Yamaha	600	15	20:14.533	46.432	1:18.406	71.168	68.915
10	37	Sean Hardwicke	Triumph	675	15	20:14.782	46.681	1:19.044	70.594	68.901
11	2	Nathan Pallett	Yamaha	600	15	20:24.640	56.539	1:19.831	69.898	68.347
12	7	Jodie Chalk	Triumph	675	15	20:32.822	1:04.721	1:19.672	70.037	67.893
13	19	Andrew Dudgeon	Kawasaki	600	15	20:33.804	1:05.703	1:18.428	71.148	67.839
14	4	Tom McHale	Yamaha	600	15	20:38.096	1:09.995	1:19.581	70.117	67.604
15	99	Ryan Myler	Honda	600	15	20:38.461	1:10.360	1:19.614	70.088	67.584
16	61	William Heginbotham	Yamaha	600	14	19:37.513	1 Lap	1:21.421	68.533	66.343
17	5	Marty Lennon	Kawasaki	600	14	20:01.677	1 Lap	1:22.144	67.929	65.009
18	69	David Rigby	Yamaha	600	14	20:52.806	1 Lap	1:26.018	64.870	62.356

Not classified

DNF	68	Paul Wishart	Yamaha	600	11	14:03.071	DNF	1:15.359	74.046	72.805
DNF	33	Tom Meehan	Yamaha	600	3	4:02.589	DNF	1:17.842	71.684	69.006
DNF	90	Rory Parker	Kawasaki	600		2.960	DNF	-	-	-
DNF	35	Matthew Shellcock	Yamaha	600		3.327	DNF	-	-	-
DNF	118	Daniel Chappell	Yamaha	600		3.366	DNF	-	-	-

Margin of Victory	Avg. Speed	Best Lap Tm	Best Speed	Best Lap by
2.837	71.655	1:16.222	73.207	96 - Jamie Harris

Timekeeper

Race Director

Weather / Track : Bright / Drying

www.sportstimservices.co.uk



Printed: 07/05/2011 16:20:04



Thundersport GB - Rounds 5 and 6

Sorted on Laps

Bike Sport News Superstock 600

Anglesey Circuit 1.550 Miles

Race 5

08/05/2011 11:42

Race started at 11:42:57

Pos	No.	Name	Bike	CC	Laps	Total Tm	Diff	Best Tm	Best Speed	Avg. Speed
1	17	Adam Robinson	Triumph	675	11	13:19.586		1:11.467	78.078	76.765
2	68	Paul Wishart	Yamaha	600	11	13:20.192	0.606	1:10.899	78.704	76.707
3	101	Sam Ludgate	Triumph	675	11	13:22.183	2.597	1:11.538	78.001	76.516
4	96	Jamie Harris	Yamaha	600	11	13:25.425	5.839	1:11.902	77.606	76.208
5	5	Marty Lennon	Kawasaki	600	11	13:27.676	8.090	1:11.404	78.147	75.996
6	47	Nick Anderson	Yamaha	600	11	13:28.126	8.540	1:12.196	77.290	75.954
7	177	John Blundell	Yamaha	600	11	13:36.092	16.506	1:12.352	77.123	75.212
8	2	Nathan Pallett	Yamaha	600	11	13:38.607	19.021	1:12.136	77.354	74.981
9	48	Scott Wilson	Kawasaki	600	11	13:39.055	19.469	1:12.657	76.799	74.940
10	4	Tom McHale	Yamaha	600	11	13:40.704	21.118	1:12.908	76.535	74.789
11	74	Curtis Wright	Triumph	675	11	13:47.495	27.909	1:13.714	75.698	74.176
12	7	Jodie Chalk	Triumph	675	11	13:47.838	28.252	1:13.296	76.130	74.145
13	35	Matthew Shellcock	Yamaha	600	11	13:56.338	36.752	1:14.097	75.307	73.391
14	99	Ryan Myler	Honda	600	11	13:59.470	39.884	1:14.630	74.769	73.118
15	61	William Heginbotham	Yamaha	600	11	14:00.272	40.686	1:14.599	74.800	73.048
16	24	Michael Cooper	Triumph	675	11	14:05.020	45.434	1:14.754	74.645	72.637
17	37	Sean Hardwicke	Triumph	675	11	14:05.286	45.700	1:14.539	74.860	72.614
18	19	Andrew Dudgeon	Kawasaki	600	11	14:15.472	55.886	1:15.616	73.794	71.750
19	69	David Rigby	Yamaha	600	11	14:32.328	1:12.742	1:17.108	72.366	70.363

Not classified

DNF	118	Daniel Chappell	Yamaha	600	9	11:17.866	DNF	1:13.390	76.032	74.085
DNF	33	Tom Meehan	Yamaha	600	7	8:31.750	DNF	1:11.183	78.390	76.326
DNF	90	Rory Parker	Kawasaki	600	6	7:40.019	DNF	1:13.473	75.946	72.780
DNF	18	Oliver Harrison	Yamaha	600	3	3:52.920	DNF	1:13.429	75.992	71.870

Margin of Victory	Avg. Speed	Best Lap Tm	Best Speed	Best Lap by
0.606	76.765	1:10.899	78.704	68 - Paul Wishart

Timekeeper

Race Director

Weather / Track : Sunny / Dry

www.sportstimservices.co.uk



Printed: 08/05/2011 11:57:43



Thundersport GB - Rounds 5 and 6

Lapchart

Bike Sport News Superstock 600

Anglesey Circuit 1.550 Miles

Race 5

08/05/2011 11:42

Race started at 11:42:57

Competitors

Laps

	0	1	2	3	4	5	6	7	8	9	10	11
Jamie Harris (96)	1	96	68	68	33	33	33	33	17	17	17	17
Adam Robinson (17)	2	17	17	17	68	68	68	17	17	68	68	68
Sam Ludgate (101)	3	101	96	33	17	17	68	101	101	101	101	101
Curtis Wright (74)	4	74	47	96	96	101	101	68	96	96	96	96
Paul Wishart (68)	5	68	101	101	101	96	96	96	47	47	5	5
Tom Meehan (33)	6	33	33	47	47	47	47	47	5	5	47	47
Nathan Pallett (2)	7	2	74	177	177	177	5	5	5	177	177	177
Scott Wilson (48)	8	48	177	4	5	5	177	177	177	48	48	48
Nick Anderson (47)	9	47	4	74	4	4	4	48	48	4	2	2
Marty Lennon (5)	10	5	118	118	18	74	48	4	4	2	4	4
John Blundell (177)	11	177	18	5	74	48	74	74	2	74	118	74
Oliver Harrison (18)	12	18	5	18	2	7	7	7	74	118	74	7
Tom McHale (4)	13	4	2	2	48	2	2	2	7	7	7	35
Rory Parker (90)	14	90	48	48	7	118	118	118	35	35	99	99
William Heginbotham (61)	15	61	7	7	118	24	90	90	99	99	99	61
Jodie Chalk (7)	16	7	24	24	24	90	24	99	61	61	61	24
Matthew Shellcock (35)	17	35	90	90	90	35	99	61	35	24	24	37
Daniel Chappell (118)	18	118	61	61	61	61	35	24	37	37	19	19
Michael Cooper (24)	19	24	99	35	35	99	35	24	37	19	19	69
Ryan Myler (99)	20	99	35	99	99	37	37	37	19	69	69	
Sean Hardwicke (37)	21	37	37	37	37	19	19	19	69			
Andrew Dudgeon (19)	22	19	19	19	19	69	69	69				
David Rigby (69)	23	69	69	69	69							

Timekeeper

Race Director

Weather / Track : Sunny / Dry

www.sportstimingsservices.co.uk

Printed: 08/05/2011 11:59:32





Thundersport GB - Rounds 5 and 6

Bike Sport News Superstock 600

Anglesey Circuit 1.550 Miles

Race 5

08/05/2011 11:42

Race started at 11:42:57

Lap	Lap Tm	Diff	Time of Day
(17) Adam Robinson			
1	1:21.254	+9.787	11:44:18.799
2	1:12.729	+1.262	11:45:31.528
3	1:12.887	+1.420	11:46:44.415
4	1:12.014	+0.547	11:47:56.429
5	1:11.586	+0.119	11:49:08.015
6	1:11.501	+0.034	11:50:19.516
7	1:11.467		11:51:30.983
8	1:11.492	+0.025	11:52:42.475
9	1:11.591	+0.124	11:53:54.066
10	1:11.505	+0.038	11:55:05.571
11	1:11.548	+0.081	11:56:17.119

(68) Paul Wishart			
1	1:15.204	+4.305	11:44:18.480
2	1:12.640	+1.741	11:45:31.120
3	1:12.878	+1.979	11:46:43.998
4	1:12.034	+1.135	11:47:56.032
5	1:11.520	+0.621	11:49:07.552
6	1:12.320	+1.421	11:50:19.872
7	1:12.672	+1.773	11:51:32.544
8	1:11.912	+1.013	11:52:44.456
9	1:11.302	+0.403	11:53:55.758
10	1:11.068	+0.169	11:55:06.826
11	1:10.899		11:56:17.725

(101) Sam Ludgate			
1	1:22.061	+10.523	11:44:19.629
2	1:12.920	+1.382	11:45:32.549
3	1:12.217	+0.679	11:46:44.766
4	1:12.094	+0.556	11:47:56.860
5	1:11.558	+0.020	11:49:08.418
6	1:11.851	+0.313	11:50:20.269
7	1:11.888	+0.350	11:51:32.157
8	1:12.479	+0.941	11:52:44.636
9	1:11.538		11:53:56.174
10	1:11.544	+0.006	11:55:07.718
11	1:11.998	+0.460	11:56:19.716

(96) Jamie Harris			
1	1:21.738	+9.836	11:44:19.271
2	1:13.097	+1.195	11:45:32.368
3	1:12.239	+0.337	11:46:44.607
4	1:12.546	+0.644	11:47:57.153
5	1:12.217	+0.315	11:49:09.370
6	1:12.053	+0.151	11:50:21.423
7	1:12.368	+0.466	11:51:33.791
8	1:12.003	+0.101	11:52:45.794
9	1:11.902		11:53:57.696
10	1:12.594	+0.692	11:55:10.290
11	1:12.668	+0.766	11:56:22.958

(5) Marty Lennon			
1	1:18.443	+7.039	11:44:22.522
2	1:14.300	+2.896	11:45:36.822
3	1:12.591	+1.187	11:46:49.413
4	1:11.404		11:48:00.817
5	1:11.888	+0.484	11:49:12.705
6	1:11.712	+0.308	11:50:24.417
7	1:11.555	+0.151	11:51:35.972

8	1:12.555	+1.151	11:52:48.527
9	1:12.223	+0.819	11:54:00.750
10	1:12.407	+1.003	11:55:13.157
11	1:12.052	+0.648	11:56:25.209

(47) Nick Anderson			
1	1:15.452	+3.256	11:44:19.506
2	1:14.035	+1.839	11:45:33.541
3	1:12.366	+0.170	11:46:45.907
4	1:12.424	+0.228	11:47:58.331
5	1:12.196		11:49:10.527
6	1:12.619	+0.423	11:50:23.146
7	1:12.499	+0.303	11:51:35.645
8	1:12.457	+0.261	11:52:48.102
9	1:12.295	+0.099	11:54:00.397
10	1:12.941	+0.745	11:55:13.338
11	1:12.321	+0.125	11:56:25.659

(177) John Blundell			
1	1:17.344	+4.992	11:44:21.471
2	1:12.824	+0.472	11:45:34.295
3	1:13.181	+0.829	11:46:47.476
4	1:12.680	+0.328	11:48:00.156
5	1:12.986	+0.634	11:49:13.142
6	1:12.352		11:50:25.494
7	1:12.903	+0.551	11:51:38.397
8	1:13.934	+1.582	11:52:52.331
9	1:13.668	+1.316	11:54:05.999
10	1:13.378	+1.026	11:55:19.377
11	1:14.248	+1.896	11:56:33.625

(2) Nathan Pallett			
1	1:19.282	+7.146	11:44:22.825
2	1:14.597	+2.461	11:45:37.422
3	1:14.173	+2.037	11:46:51.595
4	1:15.177	+3.041	11:48:06.772
5	1:13.417	+1.281	11:49:20.189
6	1:13.700	+1.564	11:50:33.889
7	1:12.933	+0.797	11:51:46.822
8	1:12.284	+0.148	11:52:59.106
9	1:12.136		11:54:11.242
10	1:12.586	+0.450	11:55:23.828
11	1:12.312	+0.176	11:56:36.140

(48) Scott Wilson			
1	1:19.417	+6.760	11:44:23.227
2	1:14.479	+1.822	11:45:37.706
3	1:14.236	+1.579	11:46:51.942
4	1:14.274	+1.617	11:48:06.216
5	1:13.218	+0.561	11:49:19.434
6	1:12.843	+0.186	11:50:32.277
7	1:12.776	+0.119	11:51:45.053
8	1:13.107	+0.450	11:52:58.160
9	1:12.860	+0.203	11:54:11.020
10	1:12.657		11:55:23.677
11	1:12.911	+0.254	11:56:36.588

(4) Tom McHale			
1	1:17.494	+4.586	11:44:21.831
2	1:14.370	+1.462	11:45:36.201
3	1:14.041	+1.133	11:46:50.242

4	1:15.253	+2.345	11:48:05.495
5	1:13.553	+0.645	11:49:19.048
6	1:13.649	+0.741	11:50:32.697
7	1:13.112	+0.204	11:51:45.809
8	1:12.908		11:52:58.717
9	1:13.201	+0.293	11:54:11.918
10	1:12.946	+0.038	11:55:24.864
11	1:13.373	+0.465	11:56:38.237

(74) Curtis Wright			
1	1:18.211	+4.497	11:44:21.372
2	1:15.265	+1.551	11:45:36.637
3	1:14.748	+1.034	11:46:51.385
4	1:14.575	+0.861	11:48:05.960
5	1:13.753	+0.039	11:49:19.713
6	1:13.714		11:50:33.427
7	1:13.870	+0.156	11:51:47.297
8	1:14.117	+0.403	11:53:01.414
9	1:14.615	+0.901	11:54:16.029
10	1:14.878	+1.164	11:55:30.907
11	1:14.121	+0.407	11:56:45.028

(7) Jodie Chalk			
1	1:19.055	+5.759	11:44:23.580
2	1:14.401	+1.105	11:45:37.981
3	1:14.144	+0.848	11:46:52.125
4	1:14.537	+1.241	11:48:06.662
5	1:13.296		11:49:19.958
6	1:13.784	+0.488	11:50:33.742
7	1:13.761	+0.465	11:51:47.503
8	1:14.820	+1.524	11:53:02.323
9	1:14.164	+0.868	11:54:16.487
10	1:14.825	+1.529	11:55:31.312
11	1:14.059	+0.763	11:56:45.371

(35) Matthew Shellcock			
1	1:20.800	+6.703	11:44:25.443
2	1:15.036	+0.939	11:45:40.479
3	1:14.992	+0.895	11:46:55.471
4	1:14.493	+0.396	11:48:09.964
5	1:17.844	+3.747	11:49:27.808
6	1:14.336	+0.239	11:50:42.144
7	1:14.097		11:51:56.241
8	1:14.420	+0.323	11:53:10.661
9	1:14.223	+0.126	11:54:24.884
10	1:14.683	+0.586	11:55:39.567
11	1:14.304	+0.207	11:56:53.871

(99) Ryan Myler			
1	1:20.099	+5.469	11:44:25.168
2	1:15.488	+0.858	11:45:40.656
3	1:14.997	+0.367	11:46:55.653
4	1:14.803	+0.173	11:48:10.456
5	1:15.112	+0.482	11:49:25.568
6	1:15.033	+0.403	11:50:40.601
7	1:14.936	+0.306	11:51:55.537
8	1:16.414	+1.784	11:53:11.951
9	1:14.630		11:54:26.581
10	1:15.749	+1.119	11:55:42.330
11	1:14.673	+0.043	11:56:57.003

Timekeeper

Race Director

Weather / Track : Sunny / Dry

www.sportstimingsservices.co.uk





Thundersport GB - Rounds 5 and 6

Bike Sport News Superstock 600

Anglesey Circuit 1.550 Miles

Race 5

08/05/2011 11:42

Race started at 11:42:57

Lap	Lap Tm	Diff	Time of Day
(61) William Heginbotham			
1	1:20.257	+5.658	11:44:24.781
2	1:15.232	+0.633	11:45:40.013
3	1:14.770	+0.171	11:46:54.783
4	1:15.493	+0.894	11:48:10.276
5	1:15.792	+1.193	11:49:26.068
6	1:15.380	+0.781	11:50:41.448
7	1:14.599		11:51:56.047
8	1:16.484	+1.885	11:53:12.531
9	1:14.685	+0.086	11:54:27.216
10	1:15.520	+0.921	11:55:42.736
11	1:15.069	+0.470	11:56:57.805

Lap	Lap Tm	Diff	Time of Day
(24) Michael Cooper			
1	1:19.081	+4.327	11:44:23.964
2	1:15.154	+0.400	11:45:39.118
3	1:14.918	+0.164	11:46:54.036
4	1:15.228	+0.474	11:48:09.264
5	1:15.833	+1.079	11:49:25.097
6	1:18.667	+3.913	11:50:43.764
7	1:16.433	+1.679	11:52:00.197
8	1:16.551	+1.797	11:53:16.748
9	1:15.701	+0.947	11:54:32.449
10	1:15.350	+0.596	11:55:47.799
11	1:14.754		11:57:02.553

Lap	Lap Tm	Diff	Time of Day
(37) Sean Hardwicke			
1	1:20.863	+6.324	11:44:26.040
2	1:16.738	+2.199	11:45:42.778
3	1:16.254	+1.715	11:46:59.032
4	1:16.664	+2.125	11:48:15.696
5	1:16.143	+1.604	11:49:31.839
6	1:15.328	+0.789	11:50:47.167
7	1:15.094	+0.555	11:52:02.261
8	1:15.381	+0.842	11:53:17.642
9	1:15.097	+0.558	11:54:32.739
10	1:15.541	+1.002	11:55:48.280
11	1:14.539		11:57:02.819

Lap	Lap Tm	Diff	Time of Day
(19) Andrew Dudgeon			
1	1:21.954	+6.338	11:44:27.175
2	1:17.049	+1.433	11:45:44.224
3	1:16.588	+0.972	11:47:00.812
4	1:17.646	+2.030	11:48:18.458
5	1:16.763	+1.147	11:49:35.221
6	1:16.107	+0.491	11:50:51.328
7	1:15.801	+0.185	11:52:07.129
8	1:16.903	+1.287	11:53:24.032
9	1:16.493	+0.877	11:54:40.525
10	1:16.864	+1.248	11:55:57.389
11	1:15.616		11:57:13.005

Lap	Lap Tm	Diff	Time of Day
(69) David Rigby			
1	1:21.858	+4.750	11:44:27.446
2	1:18.181	+1.073	11:45:45.627
3	1:18.207	+1.099	11:47:03.834
4	1:19.624	+2.516	11:48:23.458
5	1:18.403	+1.295	11:49:41.861
6	1:18.258	+1.150	11:51:00.119
7	1:17.108		11:52:17.227
8	1:18.695	+1.587	11:53:35.922

Lap	Lap Tm	Diff	Time of Day
9	1:18.280	+1.172	11:54:54.202
10	1:17.353	+0.245	11:56:11.555
11	1:18.306	+1.198	11:57:29.861

Lap	Lap Tm	Diff	Time of Day
(118) Daniel Chappell			
1	1:17.226	+3.836	11:44:22.089
2	1:14.647	+1.257	11:45:36.736
3	1:15.890	+2.500	11:46:52.626
4	1:14.441	+1.051	11:48:07.067
5	1:13.835	+0.445	11:49:20.902
6	1:13.390		11:50:34.292
7	1:13.462	+0.072	11:51:47.754
8	1:13.981	+0.591	11:53:01.735
9	1:13.664	+0.274	11:54:15.399

Lap	Lap Tm	Diff	Time of Day
(33) Tom Meehan			
1	1:16.665	+5.482	11:44:19.999
2	1:11.923	+0.740	11:45:31.922
3	1:11.690	+0.507	11:46:43.612
4	1:11.741	+0.558	11:47:55.353
5	1:11.538	+0.355	11:49:06.891
6	1:11.209	+0.026	11:50:18.100
7	1:11.183		11:51:29.283

Lap	Lap Tm	Diff	Time of Day
(90) Rory Parker			
1	1:19.754	+6.281	11:44:24.171
2	1:15.400	+1.927	11:45:39.571
3	1:14.745	+1.272	11:46:54.316
4	1:15.219	+1.746	11:48:09.535
5	1:14.544	+1.071	11:49:24.079
6	1:13.473		11:50:37.552

Lap	Lap Tm	Diff	Time of Day
(18) Oliver Harrison			
1	1:18.282	+4.853	11:44:22.431
2	1:14.593	+1.164	11:45:37.024
3	1:13.429		11:46:50.453

Timekeeper

Race Director

Weather / Track : Sunny / Dry

www.sportstimingsservices.co.uk

Printed: 08/05/2011 12:00:02





Thundersport GB - Rounds 5 and 6

Sorted on Laps

Bike Sport News Superstock 600

Anglesey Circuit 1.550 Miles

Race 15

08/05/2011 15:33

Race started at 15:33:31

Pos	No.	Name	Bike	CC	Laps	Total Tm	Diff	Best Tm	Best Speed	Avg. Speed
1	17	Adam Robinson	Triumph	675	12	14:26.598		1:10.943	78.655	77.268
2	68	Paul Wishart	Yamaha	600	12	14:26.811	0.213	1:10.612	79.023	77.249
3	96	Jamie Harris	Yamaha	600	12	14:28.543	1.945	1:11.068	78.516	77.095
4	2	Nathan Pallett	Yamaha	600	12	14:28.719	2.121	1:10.697	78.928	77.079
5	5	Marty Lennon	Kawasaki	600	12	14:34.523	7.925	1:11.208	78.362	76.567
6	47	Nick Anderson	Yamaha	600	12	14:41.564	14.966	1:11.931	77.574	75.956
7	48	Scott Wilson	Kawasaki	600	12	14:42.871	16.273	1:11.766	77.753	75.843
8	18	Oliver Harrison	Yamaha	600	12	14:43.527	16.929	1:12.143	77.346	75.787
9	4	Tom McHale	Yamaha	600	12	14:50.681	24.083	1:12.673	76.782	75.178
10	33	Tom Meehan	Yamaha	600	12	14:52.166	25.568	1:13.093	76.341	75.053
11	177	John Blundell	Yamaha	600	12	14:53.255	26.657	1:13.165	76.266	74.962
12	74	Curtis Wright	Triumph	675	12	14:54.467	27.869	1:13.328	76.096	74.860
13	35	Matthew Shellcock	Yamaha	600	12	14:57.464	30.866	1:13.536	75.881	74.610
14	24	Michael Cooper	Triumph	675	12	14:57.577	30.979	1:13.072	76.363	74.601
15	7	Jodie Chalk	Triumph	675	12	14:58.060	31.462	1:12.969	76.471	74.561
16	99	Ryan Myler	Honda	600	12	15:00.585	33.987	1:13.540	75.877	74.352
17	37	Sean Hardwicke	Triumph	675	12	15:00.999	34.401	1:13.628	75.786	74.318
18	90	Rory Parker	Kawasaki	600	12	15:02.517	35.919	1:13.521	75.897	74.193
19	19	Andrew Dudgeon	Kawasaki	600	12	15:20.237	53.639	1:15.096	74.305	72.764
20	69	David Rigby	Yamaha	600	12	15:43.494	1:16.896	1:16.947	72.517	70.970

Not classified

DNF	118	Daniel Chappell	Yamaha	600	9	11:14.950	DNF	1:13.094	76.340	74.406
DNF	101	Sam Ludgate	Triumph	675	2	2:33.436	DNF	1:12.703	76.751	72.734

Margin of Victory	Avg. Speed	Best Lap Tm	Best Speed	Best Lap by
0.213	77.268	1:10.612	79.023	68 - Paul Wishart

Timekeeper

Race Director

Weather / Track : Sunny / Dry

www.sportstimservices.co.uk



Printed: 08/05/2011 15:49:23



Thundersport GB - Rounds 5 and 6

Lapchart

Bike Sport News Superstock 600

Anglesey Circuit 1.550 Miles

Race 15

08/05/2011 15:33

Race started at 15:33:31

Competitors

Laps

	0	1	2	3	4	5	6	7	8	9	10	11	12
Sam Ludgate (101)	101	17	17	17	17	68	68	68	68	68	68	17	17
Adam Robinson (17)	17	101	68	68	68	17	17	17	17	17	17	68	68
Jamie Harris (96)	96	68	101	2	2	2	2	2	2	2	2	2	96
Paul Wishart (68)	68	96	96	96	96	96	96	96	96	96	96	96	2
Nathan Pallett (2)	2	2	47	5	5	5	5	5	5	5	5	5	5
Curtis Wright (74)	74	47	2	47	47	47	47	47	47	47	47	47	47
Tom Meehan (33)	33	74	5	33	18	18	18	18	18	48	48	48	48
Scott Wilson (48)	48	5	74	18	33	33	48	48	48	18	18	18	18
Nick Anderson (47)	47	177	33	74	48	48	33	33	33	33	33	4	4
Oliver Harrison (18)	18	33	177	48	177	177	177	177	177	4	4	33	33
Marty Lennon (5)	5	18	18	177	74	74	74	74	4	177	177	177	177
John Blundell (177)	177	48	48	4	4	4	4	4	74	74	74	74	74
Rory Parker (90)	90	4	4	35	35	24	24	24	118	118	24	35	35
Tom McHale (4)	4	7	35	118	118	118	118	118	24	24	35	24	24
Jodie Chalk (7)	7	35	118	24	24	35	35	35	35	35	7	7	7
Daniel Chappell (118)	118	90	7	7	7	90	90	90	90	7	99	99	99
Matthew Shellcock (35)	35	118	24	90	90	7	7	7	7	90	37	37	37
Michael Cooper (24)	24	24	90	37	37	99	99	99	99	99	90	90	90
Ryan Myler (99)	99	37	37	99	99	37	37	37	37	37	19	19	19
Sean Hardwicke (37)	37	99	99	19	19	19	19	19	19	19	69	69	69
David Rigby (69)	69	19	19	69	69	69	69	69	69	69			
Andrew Dudgeon (19)	19	69	69										

Timekeeper

Race Director

Weather / Track : Sunny / Dry

www.sportstimeservices.co.uk

Printed: 08/05/2011 15:50:33





Thundersport GB - Rounds 5 and 6

Bike Sport News Superstock 600

Anglesey Circuit 1.550 Miles

Race 15

08/05/2011 15:33

Race started at 15:33:31

Lap	Lap Tm	Diff	Time of Day
(17) Adam Robinson			
1	1:20.518	+9.575	15:34:51.723
2	1:11.856	+0.913	15:36:03.579
3	1:11.714	+0.771	15:37:15.293
4	1:11.749	+0.806	15:38:27.042
5	1:11.715	+0.772	15:39:38.757
6	1:11.261	+0.318	15:40:50.018
7	1:11.561	+0.618	15:42:01.579
8	1:11.286	+0.343	15:43:12.865
9	1:11.383	+0.440	15:44:24.248
10	1:11.570	+0.627	15:45:35.818
11	1:11.026	+0.083	15:46:46.844
12	1:10.943		15:47:57.787

(68) Paul Wishart			
1	1:20.141	+9.529	15:34:52.186
2	1:11.901	+1.289	15:36:04.087
3	1:11.593	+0.981	15:37:15.680
4	1:11.687	+1.075	15:38:27.367
5	1:11.012	+0.400	15:39:38.379
6	1:11.344	+0.732	15:40:49.723
7	1:11.515	+0.903	15:42:01.238
8	1:11.313	+0.701	15:43:12.551
9	1:11.364	+0.752	15:44:23.915
10	1:11.649	+1.037	15:45:35.564
11	1:11.824	+1.212	15:46:47.388
12	1:10.612		15:47:58.000

(96) Jamie Harris			
1	1:21.308	+10.240	15:34:52.529
2	1:12.534	+1.466	15:36:05.063
3	1:12.352	+1.284	15:37:17.415
4	1:11.416	+0.348	15:38:28.831
5	1:11.315	+0.247	15:39:40.146
6	1:11.068		15:40:51.214
7	1:11.276	+0.208	15:42:02.490
8	1:11.216	+0.148	15:43:13.706
9	1:11.288	+0.220	15:44:24.994
10	1:11.283	+0.215	15:45:36.277
11	1:11.642	+0.574	15:46:47.919
12	1:11.813	+0.745	15:47:59.732

(2) Nathan Pallett			
1	1:17.176	+6.478	15:34:52.778
2	1:13.526	+2.829	15:36:06.305
3	1:10.697		15:37:17.002
4	1:11.400	+0.702	15:38:28.402
5	1:10.793	+0.095	15:39:39.195
6	1:11.252	+0.554	15:40:50.447
7	1:11.542	+0.844	15:42:01.989
8	1:11.186	+0.488	15:43:13.175
9	1:11.385	+0.687	15:44:24.560
10	1:11.473	+0.775	15:45:36.033
11	1:11.565	+0.867	15:46:47.598
12	1:12.310	+1.612	15:47:59.908

(5) Marty Lennon			
1	1:16.723	+5.515	15:34:54.036
2	1:12.909	+1.701	15:36:06.945
3	1:11.653	+0.445	15:37:18.598

4	1:11.686	+0.478	15:38:30.284
5	1:11.208		15:39:41.492
6	1:11.426	+0.218	15:40:52.918
7	1:11.657	+0.449	15:42:04.575
8	1:11.957	+0.749	15:43:16.532
9	1:12.407	+1.199	15:44:28.939
10	1:11.894	+0.686	15:45:40.833
11	1:11.855	+0.647	15:46:52.688
12	1:13.024	+1.816	15:48:05.712

(47) Nick Anderson			
1	1:15.844	+3.913	15:34:53.095
2	1:12.580	+0.649	15:36:05.675
3	1:13.337	+1.406	15:37:19.012
4	1:12.715	+0.784	15:38:31.727
5	1:12.587	+0.656	15:39:44.314
6	1:12.820	+0.889	15:40:57.134
7	1:12.702	+0.771	15:42:09.836
8	1:12.552	+0.621	15:43:22.388
9	1:13.940	+2.009	15:44:36.328
10	1:11.931		15:45:48.259
11	1:12.329	+0.398	15:47:00.588
12	1:12.165	+0.234	15:48:12.753

(48) Scott Wilson			
1	1:18.011	+6.245	15:34:54.967
2	1:14.282	+2.516	15:36:09.249
3	1:13.082	+1.316	15:37:22.331
4	1:13.003	+1.237	15:38:35.334
5	1:13.137	+1.371	15:39:48.471
6	1:12.308	+0.542	15:41:00.779
7	1:12.088	+0.322	15:42:12.867
8	1:12.150	+0.384	15:43:25.017
9	1:11.930	+0.164	15:44:36.947
10	1:11.766		15:45:48.713
11	1:12.805	+1.039	15:47:01.518
12	1:12.542	+0.776	15:48:14.060

(18) Oliver Harrison			
1	1:17.325	+5.182	15:34:54.602
2	1:13.616	+1.473	15:36:08.218
3	1:12.919	+0.776	15:37:21.137
4	1:13.442	+1.299	15:38:34.579
5	1:12.879	+0.736	15:39:47.458
6	1:12.309	+0.166	15:40:59.767
7	1:12.391	+0.248	15:42:12.158
8	1:12.540	+0.397	15:43:24.698
9	1:12.688	+0.545	15:44:37.386
10	1:12.143		15:45:49.529
11	1:12.680	+0.537	15:47:02.209
12	1:12.507	+0.364	15:48:14.716

(4) Tom McHale			
1	1:17.526	+4.853	15:34:55.165
2	1:14.893	+2.220	15:36:10.058
3	1:13.450	+0.777	15:37:23.508
4	1:12.980	+0.307	15:38:36.488
5	1:13.154	+0.481	15:39:49.642
6	1:14.012	+1.339	15:41:03.654
7	1:12.950	+0.277	15:42:16.604
8	1:13.017	+0.344	15:43:29.621

9	1:12.959	+0.286	15:44:42.580
10	1:13.755	+1.082	15:45:56.335
11	1:12.673		15:47:09.008
12	1:12.862	+0.189	15:48:21.870

(33) Tom Meehan			
1	1:17.746	+4.653	15:34:54.485
2	1:13.383	+0.290	15:36:07.868
3	1:13.093		15:37:20.961
4	1:14.027	+0.934	15:38:34.988
5	1:13.275	+0.182	15:39:48.263
6	1:13.612	+0.519	15:41:01.875
7	1:13.470	+0.377	15:42:15.345
8	1:13.439	+0.346	15:43:28.784
9	1:13.701	+0.608	15:44:42.485
10	1:13.602	+0.509	15:45:56.087
11	1:13.686	+0.593	15:47:09.773
12	1:13.582	+0.489	15:48:23.355

(177) John Blundell			
1	1:16.807	+3.642	15:34:54.207
2	1:13.730	+0.565	15:36:07.937
3	1:14.527	+1.362	15:37:22.464
4	1:13.212	+0.047	15:38:35.676
5	1:13.165		15:39:48.841
6	1:13.205	+0.040	15:41:02.046
7	1:13.567	+0.402	15:42:15.613
8	1:13.329	+0.164	15:43:28.942
9	1:14.170	+1.005	15:44:43.112
10	1:14.195	+1.030	15:45:57.307
11	1:13.492	+0.327	15:47:10.799
12	1:13.645	+0.480	15:48:24.444

(74) Curtis Wright			
1	1:17.506	+4.178	15:34:53.797
2	1:13.854	+0.526	15:36:07.651
3	1:14.385	+1.057	15:37:22.036
4	1:13.998	+0.670	15:38:36.034
5	1:13.328		15:39:49.362
6	1:13.556	+0.228	15:41:02.918
7	1:13.431	+0.103	15:42:16.349
8	1:14.663	+1.335	15:43:31.012
9	1:13.382	+0.054	15:44:44.394
10	1:13.997	+0.669	15:45:58.391
11	1:13.511	+0.183	15:47:11.902
12	1:13.754	+0.426	15:48:25.656

(35) Matthew Shellcock			
1	1:17.733	+4.197	15:34:55.763
2	1:14.823	+1.287	15:36:10.586
3	1:13.553	+0.017	15:37:24.139
4	1:14.087	+0.551	15:38:38.226
5	1:14.764	+1.228	15:39:52.990
6	1:13.554	+0.018	15:41:06.544
7	1:13.536		15:42:20.080
8	1:13.579	+0.043	15:43:33.659
9	1:13.665	+0.129	15:44:47.324
10	1:13.905	+0.369	15:46:01.229
11	1:13.562	+0.026	15:47:14.791
12	1:13.862	+0.326	15:48:28.653

Timekeeper

Race Director

Weather / Track : Sunny / Dry

www.sportstimingsservices.co.uk





Thundersport GB - Rounds 5 and 6

Bike Sport News Superstock 600

Anglesey Circuit 1.550 Miles

Race 15

08/05/2011 15:33

Race started at 15:33:31

Lap	Lap Tm	Diff	Time of Day
(24) Michael Cooper			
1	1:18.548	+5.476	15:34:56.684
2	1:14.598	+1.526	15:36:11.282
3	1:13.675	+0.603	15:37:24.957
4	1:14.151	+1.079	15:38:39.108
5	1:13.113	+0.041	15:39:52.221
6	1:13.072		15:41:05.293
7	1:13.413	+0.341	15:42:18.706
8	1:14.471	+1.399	15:43:33.177
9	1:13.671	+0.599	15:44:46.848
10	1:13.910	+0.838	15:46:00.758
11	1:14.326	+1.254	15:47:15.084
12	1:13.682	+0.610	15:48:28.766

Lap	Lap Tm	Diff	Time of Day
(7) Jodie Chalk			
1	1:17.684	+4.715	15:34:55.486
2	1:15.595	+2.626	15:36:11.081
3	1:14.551	+1.582	15:37:25.632
4	1:13.922	+0.953	15:38:39.554
5	1:14.318	+1.349	15:39:53.872
6	1:13.601	+0.632	15:41:07.473
7	1:13.899	+0.930	15:42:21.372
8	1:13.757	+0.788	15:43:35.129
9	1:13.717	+0.748	15:44:48.846
10	1:13.761	+0.792	15:46:02.607
11	1:12.969		15:47:15.576
12	1:13.673	+0.704	15:48:29.249

Lap	Lap Tm	Diff	Time of Day
(99) Ryan Myler			
1	1:19.015	+5.475	15:34:57.361
2	1:14.701	+1.161	15:36:12.062
3	1:14.680	+1.140	15:37:26.742
4	1:13.727	+0.187	15:38:40.469
5	1:13.540		15:39:54.009
6	1:13.589	+0.049	15:41:07.598
7	1:13.902	+0.362	15:42:21.500
8	1:13.872	+0.332	15:43:35.372
9	1:13.960	+0.420	15:44:49.332
10	1:13.757	+0.217	15:46:03.089
11	1:14.350	+0.810	15:47:17.439
12	1:14.335	+0.795	15:48:31.774

Lap	Lap Tm	Diff	Time of Day
(37) Sean Hardwicke			
1	1:18.607	+4.979	15:34:57.031
2	1:14.854	+1.226	15:36:11.885
3	1:14.471	+0.843	15:37:26.356
4	1:13.896	+0.268	15:38:40.252
5	1:14.163	+0.535	15:39:54.415
6	1:13.719	+0.091	15:41:08.134
7	1:13.628		15:42:21.762
8	1:13.971	+0.343	15:43:35.733
9	1:13.681	+0.053	15:44:49.414
10	1:14.895	+1.267	15:46:04.309
11	1:13.886	+0.258	15:47:18.195
12	1:13.993	+0.365	15:48:32.188

Lap	Lap Tm	Diff	Time of Day
(90) Rory Parker			
1	1:18.425	+4.904	15:34:55.990
2	1:15.481	+1.960	15:36:11.471
3	1:14.671	+1.150	15:37:26.142
4	1:13.724	+0.203	15:38:39.866

Lap	Lap Tm	Diff	Time of Day
5	1:13.521		15:39:53.387
6	1:13.702	+0.181	15:41:07.089
7	1:13.901	+0.380	15:42:20.990
8	1:13.774	+0.253	15:43:34.764
9	1:14.294	+0.773	15:44:49.058
10	1:16.450	+2.929	15:46:05.508
11	1:14.124	+0.603	15:47:19.632
12	1:14.074	+0.553	15:48:33.706

Lap	Lap Tm	Diff	Time of Day
(19) Andrew Dudgeon			
1	1:19.569	+4.473	15:34:58.197
2	1:16.118	+1.022	15:36:14.315
3	1:16.246	+1.150	15:37:30.561
4	1:16.188	+1.092	15:38:46.749
5	1:15.439	+0.343	15:40:02.188
6	1:15.096		15:41:17.284
7	1:15.218	+0.122	15:42:32.502
8	1:15.613	+0.517	15:43:48.115
9	1:15.863	+0.767	15:45:03.978
10	1:15.726	+0.630	15:46:19.704
11	1:15.872	+0.776	15:47:35.576
12	1:15.850	+0.754	15:48:51.426

Lap	Lap Tm	Diff	Time of Day
(69) David Rigby			
1	1:20.412	+3.465	15:34:58.992
2	1:17.682	+0.735	15:36:16.674
3	1:18.159	+1.212	15:37:34.833
4	1:17.590	+0.643	15:38:52.423
5	1:18.557	+1.610	15:40:10.980
6	1:17.686	+0.739	15:41:28.666
7	1:17.826	+0.879	15:42:46.492
8	1:16.947		15:44:03.439
9	1:17.327	+0.380	15:45:20.766
10	1:17.689	+0.742	15:46:38.455
11	1:18.035	+1.088	15:47:56.490
12	1:18.193	+1.246	15:49:14.683

Lap	Lap Tm	Diff	Time of Day
(118) Daniel Chappell			
1	1:18.592	+5.498	15:34:56.617
2	1:14.274	+1.180	15:36:10.891
3	1:13.645	+0.551	15:37:24.536
4	1:14.301	+1.207	15:38:38.837
5	1:13.917	+0.823	15:39:52.754
6	1:13.273	+0.179	15:41:06.027
7	1:13.094		15:42:19.121
8	1:13.837	+0.743	15:43:32.958
9	1:13.181	+0.087	15:44:46.139

Lap	Lap Tm	Diff	Time of Day
(101) Sam Ludgate			
1	1:20.733	+8.030	15:34:51.922
2	1:12.703		15:36:04.625

Timekeeper

Race Director

Weather / Track : Sunny / Dry

www.sportstimingsservices.co.uk

Printed: 08/05/2011 15:51:07





Thundersport GB - Rounds 5 and 6

Sorted on Best Lap time

Euro F600 Sidecars

Anglesey Circuit 1.550 Miles

Practice

07/05/2011 10:10

Practice started at 10:10:01

Pos	No.	Name	Bike	CC	Best Tm	Best Speed	Diff	In Lap	2nd Best
1	2	Neary / Crowe	Honda	600	1:14.096	75.308		8	1:14.288
2	45	Atkinson / Knapton	Suzuki	600	1:14.759	74.640	0.663	8	1:15.362
3	56	Currie / Morgan	Yamaha	600	1:14.893	74.506	0.797	7	1:15.038
4	10	Harrison / Patterson	Honda	600	1:15.714	73.698	1.618	6	1:16.204
5	99	Ramsden / McWhir	Yamaha	600	1:18.621	70.973	4.525	4	1:21.532
6	4	Lockey / Clements	Honda	600	1:20.469	69.343	6.373	7	1:22.247
7	39	Barron / Cowin	Kawasaki	600	1:32.986	60.009	18.890	4	1:33.151
8	38	Beaumont / Binns	Yamaha	600	1:32.991	60.006	18.895	6	1:33.355
9	21	Thornton / Lewis	Yamaha	600		-		0	

Announcements

No. 21 - No Transponder

Timekeeper

Clerk of Course

Weather / Track : Bright / Dry

www.sportstimeservices.co.uk

Printed: 07/05/2011 10:21:55





Thundersport GB - Rounds 5 and 6

Sorted on Best Lap time

Euro F600 Sidecars

Anglesey Circuit 1.550 Miles

Qualifying

07/05/2011 12:19

Qualifying started at 12:19:03

Pos	No.	Name	Bike	CC	Best Tm	Best Speed	Diff	In Lap	2nd Best
1	2	Neary / Crowe	Honda	600	1:13.322	76.103		11	1:13.523
2	56	Currie / Morgan	Yamaha	600	1:14.398	75.002	1.076	2	1:14.401
3	45	Atkinson / Knapton	Suzuki	600	1:14.419	74.981	1.097	6	1:14.615
4	10	Harrison / Patterson	Honda	600	1:15.344	74.060	2.022	5	1:15.394
5	99	Ramsden / McWhir	Yamaha	600	1:17.089	72.384	3.767	10	1:17.456
6	4	Lockey / Clements	Honda	600	1:17.739	71.779	4.417	9	1:18.136
7	21	Thornton / Lewis	Yamaha	600	1:22.923	67.291	9.601	4	1:23.038
8	38	Beaumont / Binns	Yamaha	600	1:31.183	61.196	17.861	2	1:35.776
9	39	Barron / Cowin	Kawasaki	600	1:32.194	60.525	18.872	8	1:33.415

Timekeeper

Race Director

Weather / Track : Light Rain / Damp

www.sportstimeservices.co.uk

Printed: 07/05/2011 12:33:16





Thundersport GB - Rounds 5 and 6

Euro F600 Sidecars

Anglesey Circuit 1.550 Miles

Race 8 / Sunday 8 & 17

07/05/2011

Race

POLE POSITION

1	1 2
2	3 45
3	5 99
4	7 21
5	9 39

2	56
4	10
6	4
8	38

Timekeeper

Race Director

Weather / Track :

www.sportstimeservices.co.uk

Printed: 07/05/2011 12:34:47





Thundersport GB - Rounds 5 and 6

Sorted on Laps

Euro F600 Sidecars

Anglesey Circuit 1.550 Miles

Race 8

07/05/2011 15:38

Race started at 15:38:41

Pos	No.	Name	Bike	CC	Laps	Total Tm	Diff	Best Tm	Best Speed	Avg. Speed
1	2	Neary / Crowe	Honda	600	10	14:05.349		1:21.731	68.273	66.008
2	10	Harrison / Patterson	Honda	600	10	14:06.455	1.106	1:23.052	67.187	65.922
3	45	Atkinson / Knapton	Suzuki	600	10	14:10.325	4.976	1:23.191	67.075	65.622
4	99	Ramsden / McWhir	Yamaha	600	10	14:29.266	23.917	1:25.031	65.623	64.192
5	4	Lockey / Clements	Honda	600	10	14:32.265	26.916	1:24.891	65.731	63.971
6	56	Currie / Morgan	Yamaha	600	10	14:39.852	34.503	1:24.711	65.871	63.420
7	21	Thornton / Lewis	Yamaha	600	10	15:01.745	56.396	1:27.547	63.737	61.880
8	38	Beaumont / Binns	Yamaha	600	9	15:21.216	1 Lap	1:38.472	56.666	54.515
9	39	Barron / Cowin	Kawasaki	600	9	15:23.410	1 Lap	1:38.647	56.565	54.385

Announcements

No. 56 & 2 - 10 Second Penalty - Jump Start

Margin of Victory	Avg. Speed	Best Lap Tm	Best Speed	Best Lap by
1.106	66.008	1:21.731	68.273	2 - Neary / Crowe

Timekeeper

Race Director

Weather / Track : Overcast / Wet

www.sportstimservices.co.uk





Thundersport GB - Rounds 5 and 6

Lapchart

Euro F600 Sidecars

Anglesey Circuit 1.550 Miles

Race 8

07/05/2011 15:38

Race started at 15:38:41

Competitors

Laps

	0	1	2	3	4	5	6	7	8	9	10
Neary / Crowe (2)	1	2	2	2	2	2	2	2	2	2	2
Currie / Morgan (56)	2	56	10	10	10	10	10	10	10	10	10
Atkinson / Knapton (45)	3	45	56	45	45	45	45	45	45	45	45
Harrison / Patterson (10)	4	10	45	56	56	56	56	56	99	99	99
Lockey / Clements (4)	5	4	99	99	99	99	99	99	56	56	56
Thornton / Lewis (21)	6	21	21	4	4	4	4	4	4	4	4
Ramsden / McWhir (99)	7	99	4	21	21	21	21	21	21	21	21
Beaumont / Binns (38)	8	38	38	38	38	38	38	38	38	38	38
Barron / Cowin (39)	9	39	39	39	39	39	39	39	39	39	39

Timekeeper

Race Director

Weather / Track : Overcast / Wet

www.sportstimeservices.co.uk

Printed: 07/05/2011 15:56:32





Thundersport GB - Rounds 5 and 6

Euro F600 Sidecars

Anglesey Circuit 1.550 Miles

Race 8

07/05/2011 15:38

Race started at 15:38:41

Lap	Lap Tm	Diff	Time of Day
(2) Neary / Crowe			
1	1:30.346	+8.615	15:40:11.433
2	1:23.739	+2.008	15:41:35.172
3	1:22.872	+1.141	15:42:58.044
4	1:22.436	+0.705	15:44:20.480
5	1:23.156	+1.425	15:45:43.636
6	1:22.751	+1.020	15:47:06.387
7	1:21.731		15:48:28.118
8	1:23.174	+1.443	15:49:51.292
9	1:22.907	+1.176	15:51:14.199
10	1:22.237	+0.506	15:52:36.436
(10) Harrison / Patterson			
1	1:27.083	+4.031	15:40:12.396
2	1:24.414	+1.362	15:41:36.810
3	1:24.159	+1.107	15:43:00.969
4	1:23.151	+0.099	15:44:24.120
5	1:23.052		15:45:47.172
6	1:24.315	+1.263	15:47:11.487
7	1:23.931	+0.879	15:48:35.418
8	1:23.675	+0.623	15:49:59.093
9	1:23.762	+0.710	15:51:22.855
10	1:24.687	+1.635	15:52:47.542
(45) Atkinson / Knapton			
1	1:28.962	+5.771	15:40:14.069
2	1:25.122	+1.931	15:41:39.191
3	1:25.014	+1.823	15:43:04.205
4	1:24.394	+1.203	15:44:28.599
5	1:24.430	+1.239	15:45:53.029
6	1:23.951	+0.760	15:47:16.980
7	1:23.507	+0.316	15:48:40.487
8	1:23.762	+0.571	15:50:04.249
9	1:23.972	+0.781	15:51:28.221
10	1:23.191		15:52:51.412
(99) Ramsden / McWhir			
1	1:30.018	+4.987	15:40:16.516
2	1:26.479	+1.448	15:41:42.995
3	1:25.513	+0.482	15:43:08.508
4	1:26.940	+1.909	15:44:35.448
5	1:26.149	+1.118	15:46:01.597
6	1:25.710	+0.679	15:47:27.307
7	1:26.374	+1.343	15:48:53.681
8	1:25.657	+0.626	15:50:19.338
9	1:25.031		15:51:44.369
10	1:25.984	+0.953	15:53:10.353
(4) Lockey / Clements			
1	1:31.211	+6.320	15:40:17.300
2	1:28.872	+3.981	15:41:46.172
3	1:26.374	+1.483	15:43:12.546
4	1:26.305	+1.414	15:44:38.851
5	1:25.918	+1.027	15:46:04.769
6	1:26.135	+1.244	15:47:30.904
7	1:27.248	+2.357	15:48:58.152
8	1:25.254	+0.363	15:50:23.406
9	1:25.055	+0.164	15:51:48.461
10	1:24.891		15:53:13.352

Lap	Lap Tm	Diff	Time of Day
(56) Currie / Morgan			
1	1:32.652	+7.941	15:40:13.770
2	1:26.327	+1.616	15:41:40.097
3	1:25.098	+0.387	15:43:05.195
4	1:25.075	+0.364	15:44:30.270
5	1:24.711		15:45:54.981
6	1:25.913	+1.202	15:47:20.894
7	1:32.451	+7.740	15:48:53.345
8	1:26.420	+1.709	15:50:19.765
9	1:25.319	+0.608	15:51:45.084
10	1:25.855	+1.144	15:53:10.939
(21) Thornton / Lewis			
1	1:30.410	+2.863	15:40:16.905
2	1:29.734	+2.187	15:41:46.639
3	1:29.491	+1.944	15:43:16.130
4	1:28.821	+1.274	15:44:44.951
5	1:28.324	+0.777	15:46:13.275
6	1:27.547		15:47:40.822
7	1:28.494	+0.947	15:49:09.316
8	1:29.708	+2.161	15:50:39.024
9	1:31.280	+3.733	15:52:10.304
10	1:32.528	+4.981	15:53:42.832
(38) Beaumont / Binns			
1	1:42.475	+4.003	15:40:29.265
2	1:38.650	+0.178	15:42:07.915
3	1:43.947	+5.475	15:43:51.862
4	1:38.472		15:45:30.334
5	1:42.569	+4.097	15:47:12.903
6	1:46.545	+8.073	15:48:59.448
7	1:42.718	+4.246	15:50:42.166
8	1:40.844	+2.372	15:52:23.010
9	1:39.293	+0.821	15:54:02.303
(39) Barron / Cowin			
1	1:46.866	+8.219	15:40:35.212
2	1:43.060	+4.413	15:42:18.272
3	1:42.795	+4.148	15:44:01.067
4	1:40.664	+2.017	15:45:41.731
5	1:41.516	+2.869	15:47:23.247
6	1:42.091	+3.444	15:49:05.338
7	1:41.344	+2.697	15:50:46.682
8	1:38.647		15:52:25.329
9	1:39.168	+0.521	15:54:04.497

Timekeeper

Race Director

Weather / Track : Overcast / Wet

www.sportstimingsservices.co.uk

Printed: 07/05/2011 15:57:10





Thundersport GB - Rounds 5 and 6

Sorted on Best Lap time

Euro F600 Sidecars

Anglesey Circuit 1.550 Miles

Warm up

08/05/2011 09:55

Practice started at 9:55:49

Pos	No.	Name	Bike	CC	Best Tm	Best Speed	Diff	In Lap	2nd Best
1	45	Atkinson / Knapton	Suzuki	600	1:15.818	73.597		3	1:16.941
2	99	Ramsden / McWhir	Yamaha	600	1:17.636	71.874	1.818	6	1:17.781
3	4	Lockey / Clements	Honda	600	1:19.909	69.829	4.091	3	1:20.871
4	21	Thornton / Lewis	Yamaha	600	1:27.280	63.932	11.462	2	1:29.800
5	39	Barron / Cowin	Kawasaki	600	1:35.157	58.640	19.339	5	1:37.006
6	38	Beaumont / Binns	Yamaha	600	1:42.911	54.222	27.093	2	1:49.047
7	10	Harrison / Patterson	Honda	600		-		0	

Announcements

No. 10 - Please fit working transponder before next race.

Timekeeper

Race Director

Weather / Track : Sunny / Drying

www.sportstimeservices.co.uk

Printed: 08/05/2011 10:05:26





Thundersport GB - Rounds 5 and 6

Sorted on Laps

Euro F600 Sidecars

Anglesey Circuit 1.550 Miles

Race 8

08/05/2011 12:50

Race started at 12:40:46

Pos	No.	Name	Bike	CC	Laps	Total Tm	Diff	Best Tm	Best Speed	Avg. Speed
1	2	Neary / Crowe	Honda	600	9	11:22.663		1:14.456	74.944	73.565
2	10	Harrison / Patterson	Honda	600	9	11:37.605	14.942	1:15.522	73.886	71.989
3	99	Ramsden / McWhir	Yamaha	600	9	11:41.016	18.353	1:16.200	73.228	71.639
4	4	Lockey / Clements	Honda	600	9	11:53.962	31.299	1:16.910	72.552	70.340
5	21	Thornton / Lewis	Yamaha	600	8	11:26.310	1 Lap	1:23.664	66.695	65.043
6	39	Barron / Cowin	Kawasaki	600	8	12:07.645	1 Lap	1:28.622	62.964	61.349
7	38	Beaumont / Binns	Yamaha	600	7	11:07.326	2 Laps	1:29.192	62.562	58.532
Not classified										
DNF	56	Currie / Morgan	Yamaha	600	9	11:24.389	DNF	1:13.753	75.658	73.379
DNF	45	Atkinson / Knapton	Suzuki	600	9	11:24.540	DNF	1:14.091	75.313	73.363

Margin of Victory	Avg. Speed	Best Lap Tm	Best Speed	Best Lap by
14.942	73.565	1:14.456	74.944	2 - Neary / Crowe

Timekeeper

Race Director

Weather / Track : Sunny / Dry

www.sportstimeservices.co.uk



Printed: 08/05/2011 12:55:02



Thundersport GB - Rounds 5 and 6

Lapchart

Euro F600 Sidecars

Anglesey Circuit 1.550 Miles

Race 8

08/05/2011 12:50

Race started at 12:40:46

Competitors

Laps

	0	1	2	3	4	5	6	7	8	9
Neary / Crowe (2)	1	2	2	2	2	2	2	2	2	2
Currie / Morgan (56)	2	56	45	45	45	45	45	45	45	56
Atkinson / Knapton (45)	3	45	56	56	56	56	56	56	56	45
Harrison / Patterson (10)	4	10	10	10	10	10	10	10	10	10
Ramsden / McWhir (99)	5	99	99	99	99	99	99	99	99	99
Lockey / Clements (4)	6	4	4	4	4	4	4	4	4	4
Thornton / Lewis (21)	7	21	21	21	21	21	21	21	21	21
Beaumont / Binns (38)	8	38	38	38	39	39	39	39	39	39
Barron / Cowin (39)	9	39	39	39	38	38	38	38	38	38

Timekeeper

Race Director

Weather / Track : Sunny / Dry

www.sportstimeservices.co.uk

Printed: 08/05/2011 12:56:37





Thundersport GB - Rounds 5 and 6

Euro F600 Sidecars

Anglesey Circuit 1.550 Miles

Race 8

08/05/2011 12:50

Race started at 12:40:46

Lap	Lap Tm	Diff	Time of Day
(2) Neary / Crowe			
1	1:25.011	+10.555	12:42:11.249
2	1:15.080	+0.624	12:43:26.329
3	1:14.972	+0.516	12:44:41.301
4	1:14.909	+0.453	12:45:56.210
5	1:14.573	+0.117	12:47:10.783
6	1:14.536	+0.080	12:48:25.319
7	1:14.456		12:49:39.775
8	1:14.493	+0.037	12:50:54.268
9	1:14.633	+0.177	12:52:08.901

Lap	Lap Tm	Diff	Time of Day
(10) Harrison / Patterson			
1	1:19.082	+3.560	12:42:12.915
2	1:15.522		12:43:28.437
3	1:16.530	+1.008	12:44:44.967
4	1:15.812	+0.290	12:46:00.779
5	1:16.049	+0.527	12:47:16.828
6	1:16.390	+0.868	12:48:33.218
7	1:17.475	+1.953	12:49:50.693
8	1:16.744	+1.222	12:51:07.437
9	1:16.406	+0.884	12:52:23.843

Lap	Lap Tm	Diff	Time of Day
(99) Ramsden / McWhir			
1	1:19.535	+3.335	12:42:13.936
2	1:17.178	+0.978	12:43:31.114
3	1:16.684	+0.484	12:44:47.798
4	1:16.496	+0.296	12:46:04.294
5	1:16.617	+0.417	12:47:20.911
6	1:16.200		12:48:37.111
7	1:16.864	+0.664	12:49:53.975
8	1:16.452	+0.252	12:51:10.427
9	1:16.827	+0.627	12:52:27.254

Lap	Lap Tm	Diff	Time of Day
(4) Lockey / Clements			
1	1:20.894	+3.984	12:42:15.319
2	1:17.692	+0.782	12:43:33.011
3	1:16.910		12:44:49.921
4	1:17.354	+0.444	12:46:07.275
5	1:17.845	+0.935	12:47:25.120
6	1:19.777	+2.867	12:48:44.897
7	1:17.906	+0.996	12:50:02.803
8	1:18.949	+2.039	12:51:21.752
9	1:18.448	+1.538	12:52:40.200

Lap	Lap Tm	Diff	Time of Day
(21) Thornton / Lewis			
1	1:24.582	+0.918	12:42:19.528
2	1:23.664		12:43:43.192
3	1:25.279	+1.615	12:45:08.471
4	1:24.666	+1.002	12:46:33.137
5	1:24.850	+1.186	12:47:57.987
6	1:25.350	+1.686	12:49:23.337
7	1:24.963	+1.299	12:50:48.300
8	1:24.248	+0.584	12:52:12.548

Lap	Lap Tm	Diff	Time of Day
(39) Barron / Cowin			
1	1:32.083	+3.461	12:42:28.264
2	1:29.006	+0.384	12:43:57.270
3	1:28.772	+0.150	12:45:26.042
4	1:29.175	+0.553	12:46:55.217
5	1:30.118	+1.496	12:48:25.335

Lap	Lap Tm	Diff	Time of Day
6	1:30.535	+1.913	12:49:55.870
7	1:29.391	+0.769	12:51:25.261
8	1:28.622		12:52:53.883

Lap	Lap Tm	Diff	Time of Day
(38) Beaumont / Binns			
1	1:31.913	+2.721	12:42:27.195
2	1:29.192		12:43:56.387
3	1:32.016	+2.824	12:45:28.403
4	1:30.888	+1.696	12:46:59.291
5	1:46.428	+17.236	12:48:45.719
6	1:32.929	+3.737	12:50:18.648
7	1:34.916	+5.724	12:51:53.564

Lap	Lap Tm	Diff	Time of Day
(56) Currie / Morgan			
1	1:25.847	+12.094	12:42:12.130
2	1:15.067	+1.314	12:43:27.197
3	1:15.252	+1.499	12:44:42.449
4	1:14.662	+0.909	12:45:57.111
5	1:15.216	+1.463	12:47:12.327
6	1:14.549	+0.796	12:48:26.876
7	1:14.617	+0.864	12:49:41.493
8	1:13.753		12:50:55.246
9	1:15.381	+1.628	12:52:10.627

Lap	Lap Tm	Diff	Time of Day
(45) Atkinson / Knapton			
1	1:17.927	+3.836	12:42:11.543
2	1:15.142	+1.051	12:43:26.685
3	1:15.291	+1.200	12:44:41.976
4	1:14.686	+0.595	12:45:56.662
5	1:14.697	+0.606	12:47:11.359
6	1:14.091		12:48:25.450
7	1:14.695	+0.604	12:49:40.145
8	1:14.708	+0.617	12:50:54.853
9	1:15.925	+1.834	12:52:10.778

Timekeeper

Race Director

Weather / Track : Sunny / Dry

www.sportstimingsservices.co.uk

Printed: 08/05/2011 12:57:22





Thundersport GB - Rounds 5 and 6

Sorted on Laps

Euro F600 Sidecars

Anglesey Circuit 1.550 Miles

Race 17

08/05/2011 16:12

Race started at 16:12:32

Pos	No.	Name	Bike	CC	Laps	Total Tm	Diff	Best Tm	Best Speed	Avg. Speed
1	2	Neary / Crowe	Honda	600	12	14:59.493		1:13.810	75.600	74.442
2	10	Harrison / Patterson	Honda	600	12	15:36.665	37.172	1:16.850	72.609	71.488
3	4	Lockey / Clements	Honda	600	12	15:37.016	37.523	1:16.988	72.479	71.461
4	21	Thornton / Lewis	Yamaha	600	11	15:46.468	1 Lap	1:24.446	66.078	64.852
5	38	Beaumont / Binns	Yamaha	600	10	16:04.005	2 Laps	1:32.593	60.264	57.884
Not classified										
DNF	99	Ramsden / McWhir	Yamaha	600	4	5:18.020	DNF	1:16.643	72.805	70.184
DNF	45	Atkinson / Knapton	Suzuki	600		4.883	DNF		-	-

Margin of Victory	Avg. Speed	Best Lap Tm	Best Speed	Best Lap by
37.172	74.442	1:13.810	75.600	2 - Neary / Crowe

Timekeeper

Race Director

Weather / Track : Sunny / Dry

www.sportstimeservices.co.uk



Printed: 08/05/2011 16:28:57



Thundersport GB - Rounds 5 and 6

Lapchart

Euro F600 Sidecars

Anglesey Circuit 1.550 Miles

Race 17

08/05/2011 16:12

Race started at 16:12:32

Competitors

Laps

	0	1	2	3	4	5	6	7	8	9	10	11	12
Neary / Crowe (2)	1	2	2	2	2	2	2	2	2	2	2	2	2
Atkinson / Knapton (45)	2	45	4	4	4	4	4	4	4	4	4	4	10
Harrison / Patterson (10)	3	10	99	10	10	10	10	10	10	10	10	10	4
Ramsden / McWhir (99)	4	99	10	99	99	99	21	21	21	21	21	21	21
Lockey / Clements (4)	5	4	21	21	21	21	38	38	38	38	38	38	
Thornton / Lewis (21)	6	21	38	38	38	38							
Baumont / Binns (38)	7	38											

Timekeeper

Race Director

Weather / Track : Sunny / Dry

www.sportstimeservices.co.uk

Printed: 08/05/2011 16:30:42





Thundersport GB - Rounds 5 and 6

Euro F600 Sidecars

Anglesey Circuit 1.550 Miles

Race 17

08/05/2011 16:12

Race started at 16:12:32

Lap	Lap Tm	Diff	Time of Day
(2) Neary / Crowe			
1	1:21.465	+7.655	16:13:54.314
2	1:14.118	+0.308	16:15:08.432
3	1:14.352	+0.542	16:16:22.784
4	1:13.810		16:17:36.594
5	1:13.882	+0.072	16:18:50.476
6	1:13.940	+0.130	16:20:04.416
7	1:13.817	+0.007	16:21:18.233
8	1:14.893	+1.083	16:22:33.126
9	1:14.178	+0.368	16:23:47.304
10	1:15.532	+1.722	16:25:02.836
11	1:14.356	+0.546	16:26:17.192
12	1:15.150	+1.340	16:27:32.342

(10) Harrison / Patterson			
1	1:20.502	+3.652	16:13:58.590
2	1:17.437	+0.587	16:15:16.027
3	1:17.052	+0.202	16:16:33.079
4	1:17.367	+0.517	16:17:50.446
5	1:17.515	+0.665	16:19:07.961
6	1:17.335	+0.485	16:20:25.296
7	1:16.905	+0.055	16:21:42.201
8	1:18.006	+1.156	16:23:00.207
9	1:17.061	+0.211	16:24:17.268
10	1:17.150	+0.300	16:25:34.418
11	1:18.246	+1.396	16:26:52.664
12	1:16.850		16:28:09.514

(4) Lockey / Clements			
1	1:19.187	+2.199	16:13:57.972
2	1:17.802	+0.814	16:15:15.774
3	1:16.988		16:16:32.762
4	1:17.303	+0.315	16:17:50.065
5	1:17.290	+0.302	16:19:07.355
6	1:17.491	+0.503	16:20:24.846
7	1:17.040	+0.052	16:21:41.886
8	1:17.948	+0.960	16:22:59.834
9	1:17.039	+0.051	16:24:16.873
10	1:17.155	+0.167	16:25:34.028
11	1:18.171	+1.183	16:26:52.199
12	1:17.666	+0.678	16:28:09.865

(21) Thornton / Lewis			
1	1:25.645	+1.199	16:14:04.882
2	1:24.446		16:15:29.328
3	1:24.954	+0.508	16:16:54.282
4	1:25.507	+1.061	16:18:19.789
5	1:26.481	+2.035	16:19:46.270
6	1:26.044	+1.598	16:21:12.314
7	1:25.570	+1.124	16:22:37.884
8	1:25.802	+1.356	16:24:03.686
9	1:24.566	+0.120	16:25:28.252
10	1:26.216	+1.770	16:26:54.468
11	1:24.849	+0.403	16:28:19.317

(38) Beaumont / Binns			
1	1:33.663	+1.070	16:14:13.207
2	1:34.838	+2.245	16:15:48.045
3	1:32.593		16:17:20.638
4	1:39.688	+7.095	16:19:00.326

Lap	Lap Tm	Diff	Time of Day
5	1:37.620	+5.027	16:20:37.946
6	1:34.357	+1.764	16:22:12.303
7	1:34.444	+1.851	16:23:46.747
8	1:33.993	+1.400	16:25:20.740
9	1:40.157	+7.564	16:27:00.897
10	1:35.957	+3.364	16:28:36.854

(99) Ramsden / McWhir			
1	1:19.567	+2.924	16:13:58.217
2	1:18.927	+2.284	16:15:17.144
3	1:17.082	+0.439	16:16:34.226
4	1:16.643		16:17:50.869

Lap	Lap Tm	Diff	Time of Day
-----	--------	------	-------------

Timekeeper

Race Director

Weather / Track : Sunny / Dry

www.sportstimingsservices.co.uk

Printed: 08/05/2011 16:31:43





Thundersport GB - Rounds 5 and 6

Sorted on Best Lap time

LMB Streetfighters

Anglesey Circuit 1.550 Miles

Qualifying

07/05/2011 11:31

Qualifying started at 11:31:30

Pos	No.	Name	Bike	CC	Best Tm	Best Speed	Diff	In Lap	2nd Best
1	40	Keith Smith	Aprilia	1000 A	1:12.356	77.119		14	1:12.777
2	33	Andy Denyer	Triumph	675 A	1:13.284	76.142	0.928	9	1:15.250
3	30	Barry Utting	Honda	600 B	1:15.757	73.657	3.401	10	1:15.905
4	35	Tony Hughes	KTM	660 C	1:16.375	73.061	4.019	10	1:16.507
5	52	Sean Goldsmith	MV Augusta	990 A	1:16.599	72.847	4.243	10	1:17.256
6	14	Brad Davey	Aprilia	550 C	1:16.639	72.809	4.283	12	1:17.141
7	77	Nigel Davis	Yamaha	600 B	1:18.274	71.288	5.918	14	1:18.902
8	7	Duncan MacMillan	KTM	690 C	1:18.369	71.202	6.013	8	1:18.422
9	56	Steve Bradbury	Aprilia	1000 A	1:19.122	70.524	6.766	15	1:19.284
10	5	Mick Everitt	KTM	660 C	1:20.102	69.661	7.746	11	1:20.248
11	11	Trevor Fyfe	Honda	600 B	1:20.221	69.558	7.865	13	1:21.147
12	115	Keith Warren	KTM	690 C	1:20.513	69.306	8.157	9	1:20.819
13	79	Tim Metcalfe	Suzuki	600 B	1:20.926	68.952	8.570	3	1:21.513
14	88	Andrew Driver	MZ	690 C	1:21.399	68.551	9.043	13	1:21.935
15	41	Martin Jarvis	KTM	660 C	1:22.803	67.389	10.447	14	1:22.985
16	86	Gary Cooke	Honda	750 A	1:22.893	67.316	10.537	4	1:23.207
17	59	Seth Curry	Honda	500 C	1:23.502	66.825	11.146	5	1:24.023
18	54	Brent Millage	Yamaha	600 A	1:23.738	66.636	11.382	12	1:24.478
19	177	Gary Paul	Honda	500 C	1:24.455	66.071	12.099	8	1:25.219
20	101	Gary Wheatley	Ducati	748 B	1:24.757	65.835	12.401	13	1:25.378
21	27	Barry Rudge	Honda	600 B	1:25.036	65.619	12.680	9	1:25.075
22	63	Bob Docker	Suzuki	600 B	1:25.672	65.132	13.316	4	1:26.918
23	98	Robert Pragnell	Suzuki	600 B	1:25.894	64.964	13.538	11	1:25.960
24	45	Andrew Castle	Honda	600 B	1:26.226	64.714	13.870	3	1:26.251
25	46	James Flood	KTM	690 C	1:26.591	64.441	14.235	10	1:26.772
26	8	Mark Lumb	Ducati	748 B	1:28.549	63.016	16.193	4	1:28.655
27	83	Joe Smith	Honda	500 C	1:36.545	57.797	24.189	7	1:36.686

Timekeeper

Clerk of Course

Weather / Track : Overcast / Dry

www.sportstimeservices.co.uk

Printed: 07/05/2011 11:52:57





Thundersport GB - Rounds 5 and 6

LMB Streetfighters

Anglesey Circuit 1.550 Miles

Race 4 & 13 / Sunday 9 & 18

07/05/2011

Race

POLE POSITION

4	3	2	1	1
35	30	33	40	2
8	7	6	5	3
7	77	14	52	4
12	11	10	9	5
115	11	5	56	6
16	15	14	13	7
86	41	88	79	
20	19	18	17	
101	177	54	59	
24	23	22	21	
45	98	63	27	
	27	26	25	
	83	8	46	

Timekeeper

Clerk of Course

Weather / Track :

www.sportstimeservices.co.uk

Printed: 07/05/2011 11:53:54





Thundersport GB - Rounds 5 and 6

Sorted on Laps

LMB Streetfighters

Anglesey Circuit 1.550 Miles

Race 4

07/05/2011 13:57

Race started at 14:08:34

Pos	No.	Name	Bike	CC	Laps	Total Tm	Diff	Best Tm	Best Speed	Avg. Speed
1	40	Keith Smith	Aprilia	1000 A	10	13:58.201		1:21.745	68.261	66.571
2	35	Tony Hughes	KTM	660 C	10	14:08.325	10.124	1:21.682	68.314	65.777
3	14	Brad Davey	Aprilia	550 C	10	14:09.526	11.325	1:22.414	67.707	65.684
4	33	Andy Denyer	Triumph	675 A	10	14:43.922	45.721	1:24.404	66.111	63.128
5	30	Barry Utting	Honda	600 B	10	14:56.551	58.350	1:27.958	63.439	62.239
6	56	Steve Bradbury	Aprilia	1000 A	10	15:09.933	1:11.732	1:28.167	63.289	61.323
7	115	Keith Warren	KTM	690 C	10	15:10.533	1:12.332	1:28.408	63.116	61.283
A 8	54	Brent Millage	Yamaha	600 A	10	15:16.655	1:18.454	1:28.097	63.339	60.874
9	77	Nigel Davis	Yamaha	600 B	10	15:24.363	1:26.162	1:28.731	62.887	60.366
10	41	Martin Jarvis	KTM	660 C	10	15:25.087	1:26.886	1:27.812	63.545	60.319
11	88	Andrew Driver	MZ	690 C	10	15:25.228	1:27.027	1:27.345	63.885	60.309
12	5	Mick Everitt	KTM	660 C	10	15:30.895	1:32.694	1:30.848	61.421	59.942
13	11	Trevor Fyfe	Honda	600 B	9	13:59.434	1 Lap	1:28.334	63.169	59.826
14	63	Bob Docker	Suzuki	600 B	9	14:00.088	1 Lap	1:29.292	62.492	59.779
C 15	177	Gary Paul	Honda	500 C	9	14:02.253	1 Lap	1:29.903	62.067	59.626
16	27	Barry Rudge	Honda	600 B	9	14:21.386	1 Lap	1:32.530	60.305	58.301
17	98	Robert Pragnell	Suzuki	600 B	9	14:34.415	1 Lap	1:33.668	59.572	57.433
18	7	Duncan MacMillan	KTM	690 C	9	14:35.042	1 Lap	1:33.607	59.611	57.392
19	45	Andrew Castle	Honda	600 B	9	14:36.681	1 Lap	1:34.526	59.031	57.284
20	46	James Flood	KTM	690 C	9	14:40.716	1 Lap	1:34.091	59.304	57.022
21	86	Gary Cooke	Honda	750 A	9	14:45.298	1 Lap	1:35.320	58.540	56.727
22	8	Mark Lumb	Ducati	748 B	9	14:52.097	1 Lap	1:35.217	58.603	56.294
23	83	Joe Smith	Honda	500 C	9	15:34.395	1 Lap	1:41.597	54.923	53.746
Not classified										
DNF	52	Sean Goldsmith	MV Augusta	990 A		6.991	DNF		-	-

Margin of Victory	Avg. Speed	Best Lap Tm	Best Speed	Best Lap by
10.124	66.571	1:21.682	68.314	35 - Tony Hughes

Timekeeper

Race Director

Weather / Track : Raining / Wet

www.sportstimservices.co.uk



Printed: 07/05/2011 14:24:48



Thundersport GB - Rounds 5 and 6

Lapchart

LMB Streetfighters

Anglesey Circuit 1.550 Miles

Race 4

07/05/2011 13:57

Race started at 14:08:34

Competitors

Laps

	0	1	2	3	4	5	6	7	8	9	10	
Barry Utting (30)	1	30	40	40	40	40	40	40	40	40	40	
Keith Smith (40)	2	40	33	33	33	14	14	14	14	14	35	35
Andy Denyer (33)	3	33	14	14	14	35	35	35	35	14	14	
Brad Davey (14)	4	14	35	35	35	33	33	33	33	33	33	
Sean Goldsmith (52)	5	52	30	30	30	30	30	30	30	30	30	
Duncan MacMillan (7)	6	7	5	5	5	115	56	56	56	56	56	
Tony Hughes (35)	7	35	115	115	115	56	115	115	115	115	115	
Mick Everitt (5)	8	5	11	56	56	5	5	5	54	54	54	
Nigel Davis (77)	9	77	63	54	54	54	54	5	5	77	77	
Trevor Fyfe (11)	10	11	56	63	63	63	63	77	77	77	41	41
Steve Bradbury (56)	11	56	7	11	11	11	77	11	11	41	88	88
Keith Warren (115)	12	115	54	88	77	77	11	63	41	88	5	5
Andrew Driver (88)	13	88	88	77	88	177	41	41	88	63	11	
Gary Cooke (86)	14	86	27	27	41	41	177	88	63	11	63	
Martin Jarvis (41)	15	41	77	177	177	88	88	177	177	177	177	
Brent Millage (54)	16	54	177	41	27	27	27	27	27	27	27	
Bob Docker (63)	17	63	86	7	86	45	7	7	98	98	98	
Barry Rudge (27)	18	27	41	86	45	7	98	98	7	7	7	
Robert Pragnell (98)	19	98	98	45	7	98	45	45	45	45	45	
Gary Paul (177)	20	177	45	46	98	46	46	46	46	46	46	
Mark Lumb (8)	21	8	46	98	46	86	86	86	86	86	86	
Andrew Castle (45)	22	45	83	8	8	8	8	8	8	8	8	
Joe Smith (83)	23	83	8	83	83	83	83	83	83	83	83	
James Flood (46)	24	46										

Timekeeper

Race Director

Weather / Track : Raining / Wet

www.sportstimeservices.co.uk

Printed: 07/05/2011 14:30:05





Thundersport GB - Rounds 5 and 6

LMB Streetfighters

Anglesey Circuit 1.550 Miles

Race 4

07/05/2011 13:57

Race started at 14:08:34

Lap	Lap Tm	Diff	Time of Day
(40) Keith Smith			
1	1:32.846	+11.101	14:10:07.693
2	1:23.231	+1.486	14:11:30.924
3	1:22.160	+0.415	14:12:53.084
4	1:21.745		14:14:14.829
5	1:21.847	+0.102	14:15:36.676
6	1:22.324	+0.579	14:16:59.000
7	1:22.884	+1.139	14:18:21.884
8	1:23.498	+1.753	14:19:45.382
9	1:22.694	+0.949	14:21:08.076
10	1:24.733	+2.988	14:22:32.809

(35) Tony Hughes			
1	1:29.114	+7.432	14:10:11.092
2	1:24.993	+3.311	14:11:36.085
3	1:24.167	+2.485	14:13:00.252
4	1:24.253	+2.571	14:14:24.505
5	1:23.134	+1.452	14:15:47.639
6	1:23.522	+1.840	14:17:11.161
7	1:22.456	+0.774	14:18:33.617
8	1:24.628	+2.946	14:19:58.245
9	1:23.006	+1.324	14:21:21.251
10	1:21.682		14:22:42.933

(14) Brad Davey			
1	1:27.237	+4.823	14:10:08.741
2	1:24.179	+1.765	14:11:32.920
3	1:24.900	+2.486	14:12:57.820
4	1:25.059	+2.645	14:14:22.879
5	1:24.008	+1.594	14:15:46.887
6	1:23.629	+1.215	14:17:10.516
7	1:22.621	+0.207	14:18:33.137
8	1:24.590	+2.176	14:19:57.727
9	1:23.993	+1.579	14:21:21.720
10	1:22.414		14:22:44.134

(33) Andy Denyer			
1	1:33.125	+8.721	14:10:08.108
2	1:24.404		14:11:32.512
3	1:24.493	+0.089	14:12:57.005
4	1:27.572	+3.168	14:14:24.577
5	1:30.177	+5.773	14:15:54.754
6	1:29.316	+4.912	14:17:24.070
7	1:29.674	+5.270	14:18:53.744
8	1:27.661	+3.257	14:20:21.405
9	1:26.536	+2.132	14:21:47.941
10	1:30.589	+6.185	14:23:18.530

(30) Barry Utting			
1	1:38.630	+10.672	14:10:13.238
2	1:28.463	+0.505	14:11:41.701
3	1:28.873	+0.915	14:13:10.574
4	1:28.923	+0.965	14:14:39.497
5	1:28.045	+0.087	14:16:07.542
6	1:27.958		14:17:35.500
7	1:28.536	+0.578	14:19:04.036
8	1:28.792	+0.834	14:20:32.828
9	1:28.718	+0.760	14:22:01.546
10	1:29.613	+1.655	14:23:31.159

(56) Steve Bradbury			
1	1:38.016	+9.849	14:10:20.522
2	1:30.554	+2.387	14:11:51.076
3	1:29.989	+1.822	14:13:21.065
4	1:29.689	+1.522	14:14:50.754
5	1:28.167		14:16:18.921
6	1:29.223	+1.056	14:17:48.144
7	1:30.095	+1.928	14:19:18.239
8	1:28.834	+0.667	14:20:47.073
9	1:29.105	+0.938	14:22:16.178
10	1:28.363	+0.196	14:23:44.541

(115) Keith Warren			
1	1:35.612	+7.204	14:10:18.178
2	1:30.890	+2.482	14:11:49.068
3	1:30.969	+2.561	14:13:20.037
4	1:30.449	+2.041	14:14:50.486
5	1:29.134	+0.726	14:16:19.620
6	1:29.260	+0.852	14:17:48.880
7	1:29.800	+1.392	14:19:18.680
8	1:28.808	+0.400	14:20:47.488
9	1:29.245	+0.837	14:22:16.733
10	1:28.408		14:23:45.141

(54) Brent Millage			
1	1:37.756	+9.659	14:10:21.147
2	1:31.253	+3.156	14:11:52.400
3	1:30.147	+2.050	14:13:22.547
4	1:30.716	+2.619	14:14:53.263
5	1:31.131	+3.034	14:16:24.394
6	1:30.308	+2.211	14:17:54.702
7	1:30.339	+2.242	14:19:25.041
8	1:29.915	+1.818	14:20:54.956
9	1:28.097		14:22:23.053
10	1:28.210	+0.113	14:23:51.263

(77) Nigel Davis			
1	1:40.093	+11.362	14:10:22.440
2	1:34.070	+5.339	14:11:56.510
3	1:33.628	+4.897	14:13:30.138
4	1:31.902	+3.171	14:15:02.040
5	1:30.327	+1.596	14:16:32.367
6	1:28.961	+0.230	14:18:01.328
7	1:29.971	+1.240	14:19:31.299
8	1:29.761	+1.030	14:21:01.060
9	1:28.731		14:22:29.791
10	1:29.180	+0.449	14:23:58.971

(41) Martin Jarvis			
1	1:41.280	+13.468	14:10:24.351
2	1:33.639	+5.827	14:11:57.990
3	1:33.596	+5.784	14:13:31.586
4	1:32.882	+5.070	14:15:04.468
5	1:29.289	+1.477	14:16:33.757
6	1:30.870	+3.058	14:18:04.627
7	1:29.566	+1.754	14:19:34.193
8	1:29.271	+1.459	14:21:03.464
9	1:28.419	+0.607	14:22:31.883
10	1:27.812		14:23:59.695

(88) Andrew Driver			
---------------------------	--	--	--

(5) Mick Everitt			
1	1:38.338	+10.993	14:10:21.147
2	1:33.996	+6.651	14:11:55.143
3	1:35.898	+8.553	14:13:31.041
4	1:34.105	+6.760	14:15:05.146
5	1:30.040	+2.695	14:16:35.186
6	1:29.846	+2.501	14:18:05.032
7	1:29.417	+2.072	14:19:34.449
8	1:30.091	+2.746	14:21:04.540
9	1:27.951	+0.606	14:22:32.491
10	1:27.345		14:23:59.836

(11) Trevor Fyfe			
1	1:34.307	+3.459	14:10:16.622
2	1:31.395	+0.547	14:11:48.017
3	1:31.475	+0.627	14:13:19.492
4	1:32.644	+1.796	14:14:52.136
5	1:30.848		14:16:22.984
6	1:31.443	+0.595	14:17:54.427
7	1:32.152	+1.304	14:19:26.579
8	1:34.329	+3.481	14:21:00.908
9	1:32.625	+1.777	14:22:33.533
10	1:31.970	+1.122	14:24:05.503

(63) Bob Docker			
1	1:36.712	+8.378	14:10:19.187
2	1:35.689	+7.355	14:11:54.876
3	1:34.714	+6.380	14:13:29.590
4	1:31.909	+3.575	14:15:01.499
5	1:31.326	+2.992	14:16:32.825
6	1:30.841	+2.507	14:18:03.666
7	1:30.318	+1.984	14:19:33.984
8	1:31.724	+3.390	14:21:05.708
9	1:28.334		14:22:34.042

(177) Gary Paul			
1	1:36.005	+6.713	14:10:19.433
2	1:34.062	+4.770	14:11:53.495
3	1:32.404	+3.112	14:13:25.899
4	1:33.196	+3.904	14:14:59.095
5	1:33.048	+3.756	14:16:32.143
6	1:31.928	+2.636	14:18:04.071
7	1:31.811	+2.519	14:19:35.882
8	1:29.292		14:21:05.174
9	1:29.522	+0.230	14:22:34.696

(27) Barry Rudge			
1	1:39.125	+9.222	14:10:22.741
2	1:34.820	+4.917	14:11:57.561
3	1:34.622	+4.719	14:13:32.183
4	1:31.455	+1.552	14:15:03.638
5	1:30.951	+1.048	14:16:34.589
6	1:31.061	+1.158	14:18:05.650
7	1:30.650	+0.747	14:19:36.300
8	1:29.903		14:21:06.203
9	1:30.658	+0.755	14:22:36.861

Timekeeper

Race Director

Weather / Track : Raining / Wet

www.sportstimingsservices.co.uk

Printed: 07/05/2011 14:30:40





Thundersport GB - Rounds 5 and 6

LMB Streetfighters

Anglesey Circuit 1.550 Miles

Race 4

07/05/2011 13:57

Race started at 14:08:34

Lap	Lap Tm	Diff	Time of Day
5	1:34.507	+1.977	14:16:42.803
6	1:33.525	+0.995	14:18:16.328
7	1:33.741	+1.211	14:19:50.069
8	1:32.530		14:21:22.599
9	1:33.395	+0.865	14:22:55.994

(98) Robert Pragnell

1	1:42.700	+9.032	14:10:26.302
2	1:38.315	+4.647	14:12:04.617
3	1:37.058	+3.390	14:13:41.675
4	1:35.892	+2.224	14:15:17.567
5	1:34.455	+0.787	14:16:52.022
6	1:33.668		14:18:25.690
7	1:34.486	+0.818	14:20:00.176
8	1:34.579	+0.911	14:21:34.755
9	1:34.268	+0.600	14:23:09.023

(7) Duncan MacMillan

1	1:39.130	+5.523	14:10:21.040
2	1:39.489	+5.882	14:12:00.529
3	1:40.646	+7.039	14:13:41.175
4	1:35.402	+1.795	14:15:16.577
5	1:34.649	+1.042	14:16:51.226
6	1:34.022	+0.415	14:18:25.248
7	1:36.066	+2.459	14:20:01.314
8	1:34.729	+1.122	14:21:36.043
9	1:33.607		14:23:09.650

(45) Andrew Castle

1	1:42.814	+8.288	14:10:27.134
2	1:36.549	+2.023	14:12:03.683
3	1:36.751	+2.225	14:13:40.434
4	1:35.907	+1.381	14:15:16.341
5	1:36.062	+1.536	14:16:52.403
6	1:34.526		14:18:26.929
7	1:34.868	+0.342	14:20:01.797
8	1:34.604	+0.078	14:21:36.401
9	1:34.888	+0.362	14:23:11.289

(46) James Flood

1	1:42.541	+8.450	14:10:27.516
2	1:36.419	+2.328	14:12:03.935
3	1:38.302	+4.211	14:13:42.237
4	1:35.933	+1.842	14:15:18.170
5	1:34.904	+0.813	14:16:53.074
6	1:34.091		14:18:27.165
7	1:35.117	+1.026	14:20:02.282
8	1:36.388	+2.297	14:21:38.670
9	1:36.654	+2.563	14:23:15.324

(86) Gary Cooke

1	1:41.237	+5.917	14:10:24.297
2	1:36.527	+1.207	14:12:00.824
3	1:39.062	+3.742	14:13:39.886
4	1:38.305	+2.985	14:15:18.191
5	1:36.394	+1.074	14:16:54.585
6	1:35.320		14:18:29.905
7	1:36.479	+1.159	14:20:06.384
8	1:36.530	+1.210	14:21:42.914
9	1:36.992	+1.672	14:23:19.906

Lap	Lap Tm	Diff	Time of Day
(8) Mark Lumb			
1	1:46.634	+11.417	14:10:30.518
2	1:40.077	+4.860	14:12:10.595
3	1:38.254	+3.037	14:13:48.849
4	1:38.012	+2.795	14:15:26.861
5	1:36.597	+1.380	14:17:03.458
6	1:36.696	+1.479	14:18:40.154
7	1:35.857	+0.640	14:20:16.011
8	1:35.217		14:21:51.228
9	1:35.477	+0.260	14:23:26.705

(83) Joe Smith

1	1:44.694	+3.097	14:10:29.229
2	1:42.141	+0.544	14:12:11.370
3	1:42.335	+0.738	14:13:53.705
4	1:43.838	+2.241	14:15:37.543
5	1:42.662	+1.065	14:17:20.205
6	1:41.597		14:19:01.802
7	1:41.982	+0.385	14:20:43.784
8	1:42.110	+0.513	14:22:25.894
9	1:43.109	+1.512	14:24:09.003

Lap	Lap Tm	Diff	Time of Day
-----	--------	------	-------------

Timekeeper

Race Director

Weather / Track : Raining / Wet

www.sportstimingsservices.co.uk

Printed: 07/05/2011 14:30:40





Thundersport GB - Rounds 5 and 6

Sorted on Laps

LMB Streetfighters

Anglesey Circuit 1.550 Miles

Race 13

07/05/2011 17:22

Race started at 17:22:36

Pos	No.	Name	Bike	CC	Laps	Total Tm	Diff	Best Tm	Best Speed	Avg. Speed
1	40	Keith Smith	Aprilia	1000 A	7	8:41.904		1:12.585	76.875	74.841
2	33	Andy Denyer	Triumph	675 A	7	8:50.962	9.058	1:13.631	75.783	73.565
3	30	Barry Utting	Honda	600 B	7	8:53.320	11.416	1:14.601	74.798	73.239
4	35	Tony Hughes	KTM	660 C	7	9:13.374	31.470	1:17.245	72.238	70.585
5	14	Brad Davey	Aprilia	550 C	7	9:13.486	31.582	1:16.827	72.631	70.571
6	52	Sean Goldsmith	MV Augusta	990 A	7	9:14.132	32.228	1:17.680	71.833	70.489
7	7	Duncan MacMillan	KTM	690 C	7	9:31.221	49.317	1:20.178	69.595	68.380
A 8	56	Steve Bradbury	Aprilia	1000 A	7	9:31.275	49.371	1:18.966	70.663	68.373
9	5	Mick Everitt	KTM	660 C	7	9:32.329	50.425	1:20.156	69.614	68.247
10	11	Trevor Fyfe	Honda	600 B	7	9:33.707	51.803	1:20.388	69.413	68.084
11	88	Andrew Driver	MZ	690 C	7	9:34.483	52.579	1:20.276	69.510	67.992
B 12	77	Nigel Davis	Yamaha	600 B	7	9:41.738	59.834	1:20.528	69.293	67.144
13	63	Bob Docker	Suzuki	600 B	7	9:48.721	1:06.817	1:21.793	68.221	66.347
14	98	Robert Pragnell	Suzuki	600 B	7	9:51.933	1:10.029	1:21.738	68.267	65.987
15	86	Gary Cooke	Honda	750 A	7	9:52.581	1:10.677	1:23.307	66.981	65.915
16	115	Keith Warren	KTM	690 C	7	9:53.210	1:11.306	1:22.757	67.426	65.845
17	54	Brent Millage	Yamaha	600 A	7	9:53.491	1:11.587	1:22.494	67.641	65.814
18	41	Martin Jarvis	KTM	660 C	6	8:33.619	1 Lap	1:23.487	66.837	65.185
19	140	Barry Rudge	Honda	600 B	6	8:34.326	1 Lap	1:23.020	67.213	65.095
C 20	177	Gary Paul	Honda	500 C	6	8:34.513	1 Lap	1:23.080	67.164	65.071
21	101	Gary Wheatley	Ducati	748 B	6	8:51.405	1 Lap	1:25.924	64.941	63.003
22	46	James Flood	KTM	690 C	6	8:56.249	1 Lap	1:26.474	64.528	62.434
23	59	Seth Curry	Honda	500 C	6	8:58.080	1 Lap	1:26.253	64.693	62.221
24	8	Mark Lumb	Ducati	748 B	6	9:07.313	1 Lap	1:28.214	63.255	61.172
25	83	Joe Smith	Honda	500 C	6	9:47.746	1 Lap	1:35.469	58.448	56.963
Not classified										
DNF	45	Andrew Castle	Honda	600 B	6	8:53.472	DNF	1:26.203	64.731	62.759

Margin of Victory	Avg. Speed	Best Lap Tm	Best Speed	Best Lap by
9.058	74.841	1:12.585	76.875	40 - Keith Smith

Timekeeper

Race Director

Weather / Track : Bright / Drying

www.sportstimservices.co.uk



Printed: 07/05/2011 17:36:18



Thundersport GB - Rounds 5 and 6

Lapchart

LMB Streetfighters

Anglesey Circuit 1.550 Miles

Race 13

07/05/2011 17:22

Race started at 17:22:36

Competitors

Laps

	0	1	2	3	4	5	6	7
Barry Utting (30)	1	30	40	40	40	40	40	40
Keith Smith (40)	2	40	33	33	33	33	33	33
Andy Denyer (33)	3	33	30	30	30	30	30	30
Tony Hughes (35)	4	35	35	35	35	35	35	35
Sean Goldsmith (52)	5	52	14	14	14	14	14	14
Brad Davey (14)	6	14	52	52	52	52	52	52
Duncan MacMillan (7)	7	7	5	5	5	7	7	7
Mick Everitt (5)	8	5	7	7	7	11	11	56
Nigel Davis (77)	9	77	11	11	11	88	5	11
Trevor Fyfe (11)	10	11	88	88	88	5	88	5
Steve Bradbury (56)	11	56	115	115	56	56	56	88
Keith Warren (115)	12	115	86	56	115	115	77	77
Andrew Driver (88)	13	88	41	86	86	77	115	63
Gary Cooke (86)	14	86	63	41	77	86	63	115
Martin Jarvis (41)	15	41	140	63	63	63	86	86
Seth Curry (59)	16	59	56	140	41	54	54	98
Gary Paul (177)	17	177	101	77	140	140	98	54
Bob Docker (63)	18	63	54	54	54	98	140	41
Barry Rudge (140)	19	140	77	98	98	41	41	140
Gary Wheatley (101)	20	101	177	177	177	177	177	177
Andrew Castle (45)	21	45	98	101	101	101	101	101
Mark Lumb (8)	22	8	45	45	45	45	45	45
Robert Pragnell (98)	23	98	59	59	59	59	59	46
Brent Millage (54)	24	54	46	46	46	46	46	59
James Flood (46)	25	46	8	8	8	8	8	8
Joe Smith (83)	26	83	83	83	83	83	83	83

Timekeeper

Race Director

Weather / Track : Bright / Drying

www.sportstimeservices.co.uk

Printed: 07/05/2011 17:39:54





Thundersport GB - Rounds 5 and 6

LMB Streetfighters

Anglesey Circuit 1.550 Miles

Race 13

07/05/2011 17:22

Race started at 17:22:36

Lap	Lap Tm	Diff	Time of Day
(40) Keith Smith			
1	1:20.041	+7.456	17:23:57.449
2	1:14.371	+1.786	17:25:11.820
3	1:13.671	+1.086	17:26:25.491
4	1:13.684	+1.099	17:27:39.175
5	1:13.351	+0.766	17:28:52.526
6	1:12.585		17:30:05.111
7	1:13.724	+1.139	17:31:18.835
(33) Andy Denyer			
1	1:20.550	+6.919	17:23:58.090
2	1:14.188	+0.557	17:25:12.278
3	1:13.631		17:26:25.909
4	1:13.850	+0.219	17:27:39.759
5	1:14.063	+0.432	17:28:53.822
6	1:15.866	+2.235	17:30:09.688
7	1:18.205	+4.574	17:31:27.893
(30) Barry Utting			
1	1:21.547	+6.946	17:23:58.478
2	1:14.601		17:25:13.079
3	1:14.606	+0.005	17:26:27.685
4	1:15.499	+0.898	17:27:43.184
5	1:15.772	+1.171	17:28:58.956
6	1:15.634	+1.033	17:30:14.590
7	1:15.661	+1.060	17:31:30.251
(35) Tony Hughes			
1	1:19.817	+2.572	17:23:59.618
2	1:18.062	+0.817	17:25:17.680
3	1:17.926	+0.681	17:26:35.606
4	1:17.245		17:27:52.851
5	1:18.692	+1.447	17:29:11.543
6	1:19.459	+2.214	17:30:31.002
7	1:19.303	+2.058	17:31:50.305
(14) Brad Davey			
1	1:21.730	+4.903	17:24:01.810
2	1:17.932	+1.105	17:25:19.742
3	1:17.338	+0.511	17:26:37.080
4	1:16.827		17:27:53.907
5	1:18.159	+1.332	17:29:12.066
6	1:19.231	+2.404	17:30:31.297
7	1:19.120	+2.293	17:31:50.417
(52) Sean Goldsmith			
1	1:22.864	+5.184	17:24:02.748
2	1:18.435	+0.755	17:25:21.183
3	1:17.863	+0.183	17:26:39.046
4	1:17.748	+0.068	17:27:56.794
5	1:17.999	+0.319	17:29:14.793
6	1:17.680		17:30:32.473
7	1:18.590	+0.910	17:31:51.063
(7) Duncan MacMillan			
1	1:23.356	+3.178	17:24:03.656
2	1:20.178		17:25:23.834
3	1:21.047	+0.869	17:26:44.881
4	1:20.629	+0.451	17:28:05.510
5	1:20.262	+0.084	17:29:25.772

Lap	Lap Tm	Diff	Time of Day
6	1:20.845	+0.667	17:30:46.617
7	1:21.535	+1.357	17:32:08.152
(56) Steve Bradbury			
1	1:29.178	+10.212	17:24:10.220
2	1:19.583	+0.617	17:25:29.803
3	1:20.120	+1.154	17:26:49.923
4	1:18.966		17:28:08.889
5	1:19.538	+0.572	17:29:28.427
6	1:20.051	+1.085	17:30:48.478
7	1:19.728	+0.762	17:32:08.206
(5) Mick Everitt			
1	1:22.562	+2.406	17:24:03.309
2	1:20.156		17:25:23.465
3	1:21.113	+0.957	17:26:44.578
4	1:22.885	+2.729	17:28:07.463
5	1:20.262	+0.106	17:29:27.725
6	1:21.303	+1.147	17:30:49.028
7	1:20.232	+0.076	17:32:09.260
(11) Trevor Fyfe			
1	1:24.018	+3.630	17:24:04.825
2	1:20.388		17:25:25.213
3	1:20.482	+0.094	17:26:45.695
4	1:20.835	+0.447	17:28:06.530
5	1:20.468	+0.080	17:29:26.998
6	1:21.688	+1.300	17:30:48.686
7	1:21.952	+1.564	17:32:10.638
(88) Andrew Driver			
1	1:24.109	+3.833	17:24:05.273
2	1:20.436	+0.160	17:25:25.709
3	1:20.276		17:26:45.985
4	1:21.054	+0.778	17:28:07.039
5	1:21.216	+0.940	17:29:28.255
6	1:21.231	+0.955	17:30:49.486
7	1:21.928	+1.652	17:32:11.414
(77) Nigel Davis			
1	1:31.531	+11.003	17:24:12.296
2	1:21.704	+1.176	17:25:34.000
3	1:21.160	+0.632	17:26:55.160
4	1:21.188	+0.660	17:28:16.348
5	1:21.085	+0.557	17:29:37.433
6	1:20.528		17:30:57.961
7	1:20.708	+0.180	17:32:18.669
(63) Bob Docker			
1	1:26.913	+5.120	17:24:08.805
2	1:23.095	+1.302	17:25:31.900
3	1:24.075	+2.282	17:26:55.975
4	1:22.108	+0.315	17:28:18.083
5	1:21.793		17:29:39.876
6	1:23.171	+1.378	17:31:03.047
7	1:22.605	+0.812	17:32:25.652
(98) Robert Pragnell			
1	1:30.587	+8.849	17:24:12.943
2	1:23.221	+1.483	17:25:36.164
3	1:22.884	+1.146	17:26:59.048

Lap	Lap Tm	Diff	Time of Day
4	1:22.900	+1.162	17:28:21.948
5	1:22.356	+0.618	17:29:44.304
6	1:21.738		17:31:06.042
7	1:22.822	+1.084	17:32:28.864
(86) Gary Cooke			
1	1:26.285	+2.978	17:24:07.603
2	1:23.309	+0.002	17:25:30.912
3	1:23.307		17:26:54.219
4	1:23.783	+0.476	17:28:18.002
5	1:23.384	+0.077	17:29:41.386
6	1:23.715	+0.408	17:31:05.101
7	1:24.411	+1.104	17:32:29.512
(115) Keith Warren			
1	1:25.433	+2.676	17:24:06.523
2	1:22.757		17:25:29.280
3	1:22.949	+0.192	17:26:52.229
4	1:23.848	+1.091	17:28:16.077
5	1:23.706	+0.949	17:29:39.783
6	1:24.926	+2.169	17:31:04.709
7	1:25.432	+2.675	17:32:30.141
(54) Brent Millage			
1	1:29.624	+7.130	17:24:12.028
2	1:22.494		17:25:34.522
3	1:23.397	+0.903	17:26:57.919
4	1:22.942	+0.448	17:28:20.861
5	1:22.926	+0.432	17:29:43.787
6	1:22.976	+0.482	17:31:06.763
7	1:23.659	+1.165	17:32:30.422
(41) Martin Jarvis			
1	1:26.768	+3.281	17:24:08.190
2	1:23.487		17:25:31.677
3	1:25.422	+1.935	17:26:57.099
4	1:25.783	+2.296	17:28:22.882
5	1:23.585	+0.098	17:29:46.467
6	1:24.083	+0.596	17:31:10.550
(140) Barry Rudge			
1	1:27.533	+4.513	17:24:09.454
2	1:23.020		17:25:32.474
3	1:24.797	+1.777	17:26:57.271
4	1:24.213	+1.193	17:28:21.484
5	1:23.929	+0.909	17:29:45.413
6	1:25.844	+2.824	17:31:11.257
(177) Gary Paul			
1	1:30.675	+7.595	17:24:12.504
2	1:25.062	+1.982	17:25:37.566
3	1:23.896	+0.816	17:27:01.462
4	1:23.571	+0.491	17:28:25.033
5	1:23.080		17:29:48.113
6	1:23.331	+0.251	17:31:11.444
(101) Gary Wheatley			
1	1:29.826	+3.902	17:24:11.919
2	1:28.066	+2.142	17:25:39.985
3	1:28.344	+2.420	17:27:08.329
4	1:27.431	+1.507	17:28:35.760

Timekeeper

Race Director

Weather / Track : Bright / Drying

www.sportstimingsservices.co.uk

Printed: 07/05/2011 17:40:22





Thundersport GB - Rounds 5 and 6

LMB Streetfighters

Anglesey Circuit 1.550 Miles

Race 13

07/05/2011 17:22

Race started at 17:22:36

Lap	Lap Tm	Diff	Time of Day
5	1:26.652	+0.728	17:30:02.412
6	1:25.924		17:31:28.336

(46) James Flood

1	1:32.643	+6.169	17:24:15.431
2	1:28.486	+2.012	17:25:43.917
3	1:27.718	+1.244	17:27:11.635
4	1:27.186	+0.712	17:28:38.821
5	1:26.474		17:30:05.295
6	1:27.885	+1.411	17:31:33.180

(59) Seth Curry

1	1:33.172	+6.919	17:24:14.965
2	1:28.417	+2.164	17:25:43.382
3	1:27.307	+1.054	17:27:10.689
4	1:26.253		17:28:36.942
5	1:27.625	+1.372	17:30:04.567
6	1:30.444	+4.191	17:31:35.011

(8) Mark Lumb

1	1:33.562	+5.348	17:24:15.879
2	1:29.146	+0.932	17:25:45.025
3	1:28.214		17:27:13.239
4	1:29.659	+1.445	17:28:42.898
5	1:30.891	+2.677	17:30:13.789
6	1:30.455	+2.241	17:31:44.244

(83) Joe Smith

1	1:38.575	+3.106	17:24:21.458
2	1:37.592	+2.123	17:25:59.050
3	1:37.642	+2.173	17:27:36.692
4	1:35.469		17:29:12.161
5	1:36.584	+1.115	17:30:48.745
6	1:35.932	+0.463	17:32:24.677

(45) Andrew Castle

1	1:32.059	+5.856	17:24:14.228
2	1:27.539	+1.336	17:25:41.767
3	1:27.962	+1.759	17:27:09.729
4	1:26.966	+0.763	17:28:36.695
5	1:27.505	+1.302	17:30:04.200
6	1:26.203		17:31:30.403

Lap	Lap Tm	Diff	Time of Day
-----	--------	------	-------------

Lap	Lap Tm	Diff	Time of Day
-----	--------	------	-------------

Timekeeper

Race Director

Weather / Track : Bright / Drying

www.sportstimingsservices.co.uk

Printed: 07/05/2011 17:40:22





Thundersport GB - Rounds 5 and 6

Sorted on Laps

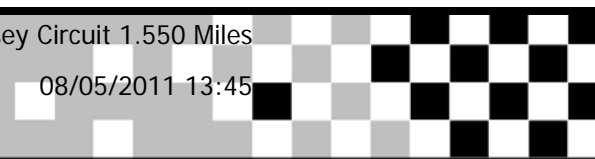
LMB Streetfighters

Anglesey Circuit 1.550 Miles

Race 9

08/05/2011 13:45

Race started at 13:45:26



Pos	No.	Name	Bike	CC	Laps	Total Tm	Diff	Best Tm	Best Speed	Avg. Speed
1	40	Keith Smith	Aprilia	1000 A	9	11:07.089		1:12.341	77.135	75.282
2	33	Andy Denyer	Triumph	675 A	9	11:20.205	13.116	1:13.698	75.714	73.831
3	30	Barry Utting	Honda	600 B	9	11:34.212	27.123	1:15.313	74.091	72.341
4	52	Sean Goldsmith	MV Augusta	990 A	9	11:43.638	36.549	1:16.296	73.136	71.372
5	35	Tony Hughes	KTM	660 C	9	11:43.929	36.840	1:15.858	73.558	71.342
6	14	Brad Davey	Aprilia	550 C	9	11:43.988	36.899	1:16.545	72.898	71.336
7	77	Nigel Davis	Yamaha	600 B	9	12:03.014	55.925	1:18.502	71.081	69.459
A 8	56	Steve Bradbury	Aprilia	1000 A	9	12:09.640	1:02.551	1:18.726	70.879	68.828
9	7	Duncan MacMillan	KTM	690 C	9	12:13.909	1:06.820	1:19.825	69.903	68.428
10	5	Mick Everitt	KTM	660 C	9	12:23.034	1:15.945	1:20.116	69.649	67.588
11	11	Trevor Fyfe	Honda	600 B	9	12:24.756	1:17.667	1:20.908	68.967	67.431
12	88	Andrew Driver	MZ	690 C	9	12:25.210	1:18.121	1:20.575	69.252	67.390
13	115	Keith Warren	KTM	690 C	9	12:25.617	1:18.528	1:20.592	69.238	67.354
14	98	Robert Pragnell	Suzuki	600 B	8	11:14.169	1 Lap	1:21.455	68.504	66.215
B 15	63	Bob Docker	Suzuki	600 B	8	11:18.768	1 Lap	1:21.897	68.134	65.766
16	41	Martin Jarvis	KTM	660 C	8	11:19.492	1 Lap	1:22.196	67.887	65.696
17	54	Brent Millage	Yamaha	600 A	8	11:20.547	1 Lap	1:22.865	67.338	65.594
18	86	Gary Cooke	Honda	750 A	8	11:21.092	1 Lap	1:23.202	67.066	65.542
19	177	Gary Paul	Honda	500 C	8	11:32.838	1 Lap	1:23.422	66.889	64.431
20	101	Gary Wheatley	Ducati	748 B	8	11:34.838	1 Lap	1:23.693	66.672	64.245
C 21	59	Seth Curry	Honda	500 C	8	11:35.189	1 Lap	1:24.318	66.178	64.213
22	27	Barry Rudge	Honda	600 B	8	11:43.694	1 Lap	1:25.365	65.366	63.437
23	46	James Flood	KTM	690 C	8	12:01.186	1 Lap	1:28.209	63.259	61.898
24	8	Mark Lumb	Ducati	748 B	8	12:15.845	1 Lap	1:29.260	62.514	60.665
25	83	Joe Smith	Honda	500 C	7	11:11.497	2 Laps	1:33.202	59.870	58.169

Margin of Victory	Avg. Speed	Best Lap Tm	Best Speed	Best Lap by
13.116	75.282	1:12.341	77.135	40 - Keith Smith

Timekeeper

Race Director

Weather / Track : Sunny / Dry

www.sportstimservices.co.uk



Printed: 08/05/2011 13:58:04



Thundersport GB - Rounds 5 and 6

Lapchart

LMB Streetfighters

Anglesey Circuit 1.550 Miles

Race 9

08/05/2011 13:45

Race started at 13:45:26

Competitors

Laps

	0	1	2	3	4	5	6	7	8	9
Keith Smith (40)	1	40	40	40	40	40	40	40	40	40
Andy Denyer (33)	2	33	33	33	33	33	33	33	33	33
Barry Utting (30)	3	30	30	30	30	30	30	30	30	30
Tony Hughes (35)	4	35	35	35	35	52	52	52	52	52
Sean Goldsmith (52)	5	52	14	14	52	14	14	14	14	35
Brad Davey (14)	6	14	52	52	14	35	35	35	35	14
Nigel Davis (77)	7	77	77	77	77	77	77	77	77	77
Duncan MacMillan (7)	8	7	7	56	56	56	56	56	56	56
Steve Bradbury (56)	9	56	56	7	7	7	7	7	7	7
Trevor Fyfe (11)	10	11	88	11	11	11	5	5	5	5
Andrew Driver (88)	11	88	11	88	88	5	11	11	11	11
Keith Warren (115)	12	115	115	115	115	88	88	88	88	88
Gary Cooke (86)	13	86	54	54	5	115	115	115	115	115
Martin Jarvis (41)	14	41	86	5	54	54	98	98	98	98
Brent Millage (54)	15	54	41	86	86	86	54	63	63	
Robert Pragnell (98)	16	98	5	98	98	41	54	63	54	41
Gary Wheatley (101)	17	101	98	41	41	98	63	86	41	54
Seth Curry (59)	18	59	101	63	63	63	41	41	86	86
Gary Paul (177)	19	177	27	101	27	27	101	101	177	177
Mark Lumb (8)	20	8	63	27	177	101	177	177	59	101
Bob Docker (63)	21	63	177	177	59	177	59	59	101	59
Barry Rudge (27)	22	27	59	59	101	59	27	27	27	27
Joe Smith (83)	23	83	46	46	46	46	46	46	46	46
James Flood (46)	24	46	8	8	8	8	8	8	8	8
Mick Everitt (5)	25	5	83	83	83	83	83	83	83	

Timekeeper

Race Director

Weather / Track : Sunny / Dry

www.sportstimeservices.co.uk

Printed: 08/05/2011 14:04:10





Thundersport GB - Rounds 5 and 6

LMB Streetfighters

Anglesey Circuit 1.550 Miles

Race 9

08/05/2011 13:45

Race started at 13:45:26

Lap	Lap Tm	Diff	Time of Day
(40) Keith Smith			
1	1:23.090	+10.749	13:46:49.736
2	1:12.663	+0.322	13:48:02.399
3	1:12.712	+0.371	13:49:15.111
4	1:12.341		13:50:27.452
5	1:13.167	+0.826	13:51:40.619
6	1:12.771	+0.430	13:52:53.390
7	1:13.049	+0.708	13:54:06.439
8	1:13.884	+1.543	13:55:20.323
9	1:13.412	+1.071	13:56:33.735

(33) Andy Denyer			
1	1:23.900	+10.202	13:46:50.597
2	1:14.926	+1.228	13:48:05.523
3	1:13.698		13:49:19.221
4	1:13.776	+0.078	13:50:32.997
5	1:14.477	+0.779	13:51:47.474
6	1:14.338	+0.640	13:53:01.812
7	1:14.587	+0.889	13:54:16.399
8	1:14.994	+1.296	13:55:31.393
9	1:15.458	+1.760	13:56:46.851

(30) Barry Utting			
1	1:25.224	+9.911	13:46:51.979
2	1:15.313		13:48:07.292
3	1:15.790	+0.477	13:49:23.082
4	1:15.341	+0.028	13:50:38.423
5	1:15.635	+0.322	13:51:54.058
6	1:16.477	+1.164	13:53:10.535
7	1:16.580	+1.267	13:54:27.115
8	1:16.270	+0.957	13:55:43.385
9	1:17.473	+2.160	13:57:00.858

(52) Sean Goldsmith			
1	1:21.556	+5.260	13:46:55.797
2	1:16.783	+0.487	13:48:12.580
3	1:16.660	+0.364	13:49:29.240
4	1:16.296		13:50:45.536
5	1:16.789	+0.493	13:52:02.325
6	1:17.337	+1.041	13:53:19.662
7	1:17.030	+0.734	13:54:36.692
8	1:17.026	+0.730	13:55:53.718
9	1:16.566	+0.270	13:57:10.284

(35) Tony Hughes			
1	1:19.288	+3.430	13:46:53.272
2	1:17.463	+1.605	13:48:10.735
3	1:18.203	+2.345	13:49:28.938
4	1:18.319	+2.461	13:50:47.257
5	1:16.938	+1.080	13:52:04.195
6	1:16.704	+0.846	13:53:20.899
7	1:16.887	+1.029	13:54:37.786
8	1:16.931	+1.073	13:55:54.717
9	1:15.858		13:57:10.575

(14) Brad Davey			
1	1:20.348	+3.803	13:46:54.676
2	1:17.307	+0.762	13:48:11.983
3	1:17.896	+1.351	13:49:29.879
4	1:17.204	+0.659	13:50:47.083

5	1:16.832	+0.287	13:52:03.915
6	1:16.696	+0.151	13:53:20.611
7	1:16.892	+0.347	13:54:37.503
8	1:16.586	+0.041	13:55:54.089
9	1:16.545		13:57:10.634

(77) Nigel Davis			
1	1:22.631	+4.129	13:46:57.269
2	1:19.103	+0.601	13:48:16.372
3	1:19.045	+0.543	13:49:35.417
4	1:18.713	+0.211	13:50:54.130
5	1:18.502		13:52:12.632
6	1:18.872	+0.370	13:53:31.504
7	1:18.666	+0.164	13:54:50.170
8	1:20.170	+1.668	13:56:10.340
9	1:19.320	+0.818	13:57:29.660

(56) Steve Bradbury			
1	1:22.937	+4.211	13:46:58.130
2	1:18.726		13:48:16.856
3	1:19.450	+0.724	13:49:36.306
4	1:20.026	+1.300	13:50:56.332
5	1:20.128	+1.402	13:52:16.460
6	1:19.758	+1.032	13:53:36.218
7	1:20.460	+1.734	13:54:56.678
8	1:19.442	+0.716	13:56:16.120
9	1:20.166	+1.440	13:57:36.286

(7) Duncan MacMillan			
1	1:23.370	+3.545	13:46:58.035
2	1:20.088	+0.263	13:48:18.123
3	1:19.825		13:49:37.948
4	1:20.260	+0.435	13:50:58.208
5	1:20.096	+0.271	13:52:18.304
6	1:19.861	+0.036	13:53:38.165
7	1:20.512	+0.687	13:54:58.677
8	1:20.752	+0.927	13:56:19.429
9	1:21.126	+1.301	13:57:40.555

(5) Mick Everitt			
1	1:24.550	+4.434	13:47:02.792
2	1:21.194	+1.078	13:48:23.986
3	1:20.649	+0.533	13:49:44.635
4	1:20.174	+0.058	13:51:04.809
5	1:20.940	+0.824	13:52:25.749
6	1:21.348	+1.232	13:53:47.097
7	1:21.151	+1.035	13:55:08.248
8	1:20.116		13:56:28.364
9	1:21.316	+1.200	13:57:49.680

(11) Trevor Fyfe			
1	1:23.996	+3.088	13:46:59.192
2	1:21.756	+0.848	13:48:20.948
3	1:21.017	+0.109	13:49:41.965
4	1:21.772	+0.864	13:51:03.737
5	1:22.318	+1.410	13:52:26.055
6	1:22.041	+1.133	13:53:48.096
7	1:20.908		13:55:09.004
8	1:21.465	+0.557	13:56:30.469
9	1:20.933	+0.025	13:57:51.402

(88) Andrew Driver			
1	1:23.631	+3.056	13:46:58.951
2	1:22.613	+2.038	13:48:21.564
3	1:22.403	+1.828	13:49:43.967
4	1:22.439	+1.864	13:51:06.406
5	1:21.492	+0.917	13:52:27.898
6	1:21.118	+0.543	13:53:49.016
7	1:20.575		13:55:09.591
8	1:21.291	+0.716	13:56:30.882
9	1:20.974	+0.399	13:57:51.856

(115) Keith Warren			
1	1:24.492	+3.900	13:46:59.866
2	1:22.084	+1.492	13:48:21.950
3	1:22.369	+1.777	13:49:44.319
4	1:22.561	+1.969	13:51:06.880
5	1:21.362	+0.770	13:52:28.242
6	1:21.403	+0.811	13:53:49.645
7	1:20.592		13:55:10.237
8	1:21.136	+0.544	13:56:31.373
9	1:20.890	+0.298	13:57:52.263

(98) Robert Pragnell			
1	1:27.329	+5.874	13:47:03.445
2	1:21.640	+0.185	13:48:25.085
3	1:23.952	+2.497	13:49:49.037
4	1:24.430	+2.975	13:51:13.467
5	1:22.386	+0.931	13:52:35.853
6	1:21.600	+0.145	13:53:57.453
7	1:21.455		13:55:18.908
8	1:21.907	+0.452	13:56:40.815

(63) Bob Docker			
1	1:28.296	+6.399	13:47:04.767
2	1:23.241	+1.344	13:48:28.008
3	1:21.897		13:49:49.905
4	1:23.815	+1.918	13:51:13.720
5	1:23.589	+1.692	13:52:37.309
6	1:22.418	+0.521	13:53:59.727
7	1:23.200	+1.303	13:55:22.927
8	1:22.487	+0.590	13:56:45.414

(41) Martin Jarvis			
1	1:26.702	+4.506	13:47:02.372
2	1:23.361	+1.165	13:48:25.733
3	1:23.698	+1.502	13:49:49.431
4	1:23.614	+1.418	13:51:13.045
5	1:24.672	+2.476	13:52:37.717
6	1:22.819	+0.623	13:54:00.536
7	1:23.406	+1.210	13:55:23.942
8	1:22.196		13:56:46.138

(54) Brent Millage			
1	1:24.822	+1.957	13:47:00.923
2	1:22.865		13:48:23.788
3	1:23.528	+0.663	13:49:47.316
4	1:24.589	+1.724	13:51:11.905
5	1:24.628	+1.763	13:52:36.533
6	1:23.016	+0.151	13:53:59.549
7	1:23.666	+0.801	13:55:23.215
8	1:23.978	+1.113	13:56:47.193

Timekeeper

Race Director

Weather / Track : Sunny / Dry

www.sportstimingsservices.co.uk

Printed: 08/05/2011 14:04:52





Thundersport GB - Rounds 5 and 6

LMB Streetfighters

Anglesey Circuit 1.550 Miles

Race 9

08/05/2011 13:45

Race started at 13:45:26

Lap	Lap Tm	Diff	Time of Day
(86) Gary Cooke			
1	1:26.025	+2.823	13:47:01.558
2	1:23.202		13:48:24.760
3	1:23.696	+0.494	13:49:48.456
4	1:23.965	+0.763	13:51:12.421
5	1:24.048	+0.846	13:52:36.469
6	1:23.759	+0.557	13:54:00.228
7	1:24.284	+1.082	13:55:24.512
8	1:23.226	+0.024	13:56:47.738

Lap	Lap Tm	Diff	Time of Day
(177) Gary Paul			
1	1:28.844	+5.422	13:47:05.183
2	1:25.353	+1.931	13:48:30.536
3	1:25.426	+2.004	13:49:55.962
4	1:26.718	+3.296	13:51:22.680
5	1:24.753	+1.331	13:52:47.433
6	1:24.725	+1.303	13:54:12.158
7	1:23.904	+0.482	13:55:36.062
8	1:23.422		13:56:59.484

Lap	Lap Tm	Diff	Time of Day
(101) Gary Wheatley			
1	1:28.010	+4.317	13:47:04.175
2	1:25.905	+2.212	13:48:30.080
3	1:27.082	+3.389	13:49:57.162
4	1:25.328	+1.635	13:51:22.490
5	1:24.734	+1.041	13:52:47.224
6	1:24.649	+0.956	13:54:11.873
7	1:25.918	+2.225	13:55:37.791
8	1:23.693		13:57:01.484

Lap	Lap Tm	Diff	Time of Day
(59) Seth Curry			
1	1:29.344	+5.026	13:47:05.532
2	1:25.900	+1.582	13:48:31.432
3	1:25.114	+0.796	13:49:56.546
4	1:26.466	+2.148	13:51:23.012
5	1:25.060	+0.742	13:52:48.072
6	1:24.318		13:54:12.390
7	1:24.461	+0.143	13:55:36.851
8	1:24.984	+0.666	13:57:01.835

Lap	Lap Tm	Diff	Time of Day
(27) Barry Rudge			
1	1:28.140	+2.775	13:47:04.653
2	1:25.639	+0.274	13:48:30.292
3	1:25.365		13:49:55.657
4	1:26.636	+1.271	13:51:22.293
5	1:26.374	+1.009	13:52:48.667
6	1:26.724	+1.359	13:54:15.391
7	1:27.017	+1.652	13:55:42.408
8	1:27.932	+2.567	13:57:10.340

Lap	Lap Tm	Diff	Time of Day
(46) James Flood			
1	1:29.738	+1.529	13:47:06.983
2	1:28.644	+0.435	13:48:35.627
3	1:28.711	+0.502	13:50:04.338
4	1:28.695	+0.486	13:51:33.033
5	1:28.209		13:53:01.242
6	1:29.541	+1.332	13:54:30.783
7	1:28.561	+0.352	13:55:59.344
8	1:28.488	+0.279	13:57:27.832

Lap	Lap Tm	Diff	Time of Day
(8) Mark Lumb			
1	1:34.442	+5.182	13:47:10.862
2	1:30.159	+0.899	13:48:41.021
3	1:30.232	+0.972	13:50:11.253
4	1:30.456	+1.196	13:51:41.709
5	1:30.085	+0.825	13:53:11.794
6	1:31.963	+2.703	13:54:43.757
7	1:29.474	+0.214	13:56:13.231
8	1:29.260		13:57:42.491

Lap	Lap Tm	Diff	Time of Day
(83) Joe Smith			
1	1:37.044	+3.842	13:47:13.985
2	1:35.547	+2.345	13:48:49.532
3	1:33.817	+0.615	13:50:23.349
4	1:34.532	+1.330	13:51:57.881
5	1:33.737	+0.535	13:53:31.618
6	1:33.323	+0.121	13:55:04.941
7	1:33.202		13:56:38.143

Lap	Lap Tm	Diff	Time of Day
-----	--------	------	-------------

Timekeeper

Race Director

Weather / Track : Sunny / Dry

www.sportstimingsservices.co.uk

Printed: 08/05/2011 14:04:52





Thundersport GB - Rounds 5 and 6

Sorted on Laps

LMB Streetfighters

Anglesey Circuit 1.550 Miles

Race 18

08/05/2011 16:33

Race started at 16:33:28

Pos	No.	Name	Bike	CC	Laps	Total Tm	Diff	Best Tm	Best Speed	Avg. Speed
1	33	Andy Denyer	Triumph	675 A	9	11:29.853		1:14.591	74.808	72.798
2	30	Barry Utting	Honda	600 B	9	11:30.001	0.148	1:14.560	74.839	72.783
3	52	Sean Goldsmith	MV Augusta	990 A	9	11:38.225	8.372	1:15.604	73.806	71.925
4	35	Tony Hughes	KTM	660 C	9	11:43.484	13.631	1:15.657	73.754	71.388
5	14	Brad Davey	Aprilia	550 C	9	11:49.449	19.596	1:16.852	72.607	70.787
6	7	Duncan MacMillan	KTM	690 C	9	12:06.976	37.123	1:18.714	70.890	69.081
7	5	Mick Everitt	KTM	660 C	9	12:08.371	38.518	1:18.633	70.963	68.948
A	8	Steve Bradbury	Aprilia	1000 A	9	12:17.787	47.934	1:19.465	70.220	68.068
9	11	Trevor Fyfe	Honda	600 B	9	12:28.206	58.353	1:21.501	68.465	67.121
B	10	115 Keith Warren	KTM	690 C	9	12:28.939	59.086	1:21.470	68.491	67.055
11	98	Robert Pragnell	Suzuki	600 B	9	12:39.338	1:09.485	1:21.746	68.260	66.137
12	41	Martin Jarvis	KTM	660 C	9	12:42.312	1:12.459	1:21.853	68.171	65.879
13	63	Bob Docker	Suzuki	600 B	9	12:42.716	1:12.863	1:21.527	68.444	65.844
14	177	Gary Paul	Honda	500 C	9	12:44.616	1:14.763	1:22.547	67.598	65.680
15	86	Gary Cooke	Honda	750 A	9	12:57.471	1:27.618	1:23.822	66.570	64.594
16	54	Brent Millage	Yamaha	600 A	9	12:58.210	1:28.357	1:23.442	66.873	64.533
17	101	Gary Wheatley	Ducati	748 B	8	11:32.888	1 Lap	1:23.882	66.522	64.426
C	18	59 Seth Curry	Honda	500 C	8	11:33.340	1 Lap	1:23.521	66.810	64.384
19	46	James Flood	KTM	690 C	8	12:03.016	1 Lap	1:27.902	63.480	61.741
20	8	Mark Lumb	Ducati	748 B	8	12:09.893	1 Lap	1:29.003	62.695	61.160
Not classified										
DNF	88	Andrew Driver	MZ	690 C	1	1:43.656	DNF	1:23.567	66.773	53.832
DNF	40	Keith Smith	Aprilia	1000 A		0.373	DNF		-	-

Announcements

No. 88 - 10 Second Penalty - Jump Start

Margin of Victory	Avg. Speed	Best Lap Tm	Best Speed	Best Lap by
0.148	72.798	1:14.560	74.839	30 - Barry Utting

Timekeeper

Race Director

Weather / Track : Sunny / Dry

www.sportstimservices.co.uk





Thundersport GB - Rounds 5 and 6

Lapchart

LMB Streetfighters

Anglesey Circuit 1.550 Miles

Race 18

08/05/2011 16:33

Race started at 16:33:28

Competitors

Laps

	0	1	2	3	4	5	6	7	8	9
Barry Utting (30)	1	30	33	33	33	33	33	33	33	33
Keith Smith (40)	2	40	30	30	30	30	30	30	30	30
Andy Denyer (33)	3	33	52	52	52	52	52	52	52	52
Tony Hughes (35)	4	35	35	35	35	35	35	35	35	35
Sean Goldsmith (52)	5	52	14	14	14	14	14	14	14	14
Brad Davey (14)	6	14	7	5	5	5	5	7	7	7
Duncan MacMillan (7)	7	7	5	7	7	7	7	5	5	5
Mick Everitt (5)	8	5	11	11	11	56	56	56	56	56
Steve Bradbury (56)	9	56	88	115	56	11	11	11	11	11
Trevor Fyfe (11)	10	11	115	56	115	115	115	115	115	115
Keith Warren (115)	11	115	56	41	63	98	98	98	98	98
Andrew Driver (88)	12	88	86	63	98	63	41	41	41	41
Martin Jarvis (41)	13	41	63	98	41	41	63	63	63	63
Gary Cooke (86)	14	86	41	86	86	177	177	177	177	177
Gary Wheatley (101)	15	101	177	177	177	86	86	54	54	86
Seth Curry (59)	16	59	98	54	54	54	54	86	86	54
Brent Millage (54)	17	54	101	101	101	101	101	59	101	
Gary Paul (177)	18	177	54	59	59	59	59	59	101	59
Bob Docker (63)	19	63	59	46	46	46	46	46	46	46
Robert Pragnell (98)	20	98	46	8	8	8	8	8	8	8
Mark Lumb (8)	21	8	8							
James Flood (46)	22	46								

Timekeeper

Race Director

Weather / Track : Sunny / Dry

www.sportstimeservices.co.uk

Printed: 08/05/2011 16:50:13





Thundersport GB - Rounds 5 and 6

LMB Streetfighters

Anglesey Circuit 1.550 Miles

Race 18

08/05/2011 16:33

Race started at 16:33:28

Lap	Lap Tm	Diff	Time of Day
(33) Andy Denyer			
1	1:26.381	+11.790	16:34:55.586
2	1:14.964	+0.373	16:36:10.550
3	1:15.198	+0.607	16:37:25.748
4	1:14.591		16:38:40.339
5	1:14.705	+0.114	16:39:55.044
6	1:15.087	+0.496	16:41:10.131
7	1:16.361	+1.770	16:42:26.492
8	1:15.483	+0.892	16:43:41.975
9	1:16.626	+2.035	16:44:58.601

Lap	Lap Tm	Diff	Time of Day
(30) Barry Utting			
1	1:27.203	+12.643	16:34:55.951
2	1:14.852	+0.292	16:36:10.803
3	1:15.145	+0.585	16:37:25.948
4	1:14.720	+0.160	16:38:40.668
5	1:14.560		16:39:55.228
6	1:15.049	+0.489	16:41:10.277
7	1:16.462	+1.902	16:42:26.739
8	1:15.499	+0.939	16:43:42.238
9	1:16.511	+1.951	16:44:58.749

Lap	Lap Tm	Diff	Time of Day
(52) Sean Goldsmith			
1	1:19.529	+3.925	16:34:57.093
2	1:15.903	+0.299	16:36:12.996
3	1:16.065	+0.461	16:37:29.061
4	1:15.604		16:38:44.665
5	1:15.917	+0.313	16:40:00.582
6	1:16.245	+0.641	16:41:16.827
7	1:17.186	+1.582	16:42:34.013
8	1:16.457	+0.853	16:43:50.470
9	1:16.503	+0.899	16:45:06.973

Lap	Lap Tm	Diff	Time of Day
(35) Tony Hughes			
1	1:20.040	+4.383	16:34:57.549
2	1:16.431	+0.774	16:36:13.980
3	1:16.127	+0.470	16:37:30.107
4	1:15.980	+0.323	16:38:46.087
5	1:15.657		16:40:01.744
6	1:16.543	+0.886	16:41:18.287
7	1:17.416	+1.759	16:42:35.703
8	1:16.351	+0.694	16:43:52.054
9	1:20.178	+4.521	16:45:12.232

Lap	Lap Tm	Diff	Time of Day
(14) Brad Davey			
1	1:20.832	+3.980	16:34:58.627
2	1:17.678	+0.826	16:36:16.305
3	1:17.497	+0.645	16:37:33.802
4	1:16.852		16:38:50.654
5	1:16.894	+0.042	16:40:07.548
6	1:16.997	+0.145	16:41:24.545
7	1:17.804	+0.952	16:42:42.349
8	1:18.031	+1.179	16:44:00.380
9	1:17.817	+0.965	16:45:18.197

Lap	Lap Tm	Diff	Time of Day
(7) Duncan MacMillan			
1	1:22.254	+3.540	16:35:00.301
2	1:19.869	+1.155	16:36:20.170
3	1:19.362	+0.648	16:37:39.532
4	1:19.348	+0.634	16:38:58.880

Lap	Lap Tm	Diff	Time of Day
5	1:19.694	+0.980	16:40:18.574
6	1:20.222	+1.508	16:41:38.796
7	1:19.025	+0.311	16:42:57.821
8	1:18.714		16:44:16.535
9	1:19.189	+0.475	16:45:35.724

Lap	Lap Tm	Diff	Time of Day
(5) Mick Everitt			
1	1:21.949	+3.316	16:35:00.574
2	1:19.122	+0.489	16:36:19.696
3	1:19.339	+0.706	16:37:39.035
4	1:19.411	+0.778	16:38:58.446
5	1:19.827	+1.194	16:40:18.273
6	1:19.895	+1.262	16:41:38.168
7	1:20.893	+2.260	16:42:59.061
8	1:18.633		16:44:17.694
9	1:19.425	+0.792	16:45:37.119

Lap	Lap Tm	Diff	Time of Day
(56) Steve Bradbury			
1	1:25.021	+5.556	16:35:03.665
2	1:21.926	+2.461	16:36:25.591
3	1:20.287	+0.822	16:37:45.878
4	1:20.466	+1.001	16:39:06.344
5	1:20.077	+0.612	16:40:26.421
6	1:20.081	+0.616	16:41:46.502
7	1:19.465		16:43:05.967
8	1:20.333	+0.868	16:44:26.300
9	1:20.235	+0.770	16:45:46.535

Lap	Lap Tm	Diff	Time of Day
(11) Trevor Fyfe			
1	1:23.417	+1.916	16:35:02.102
2	1:21.994	+0.493	16:36:24.096
3	1:21.546	+0.045	16:37:45.642
4	1:22.196	+0.695	16:39:07.838
5	1:21.703	+0.202	16:40:29.541
6	1:21.996	+0.495	16:41:51.537
7	1:21.501		16:43:13.038
8	1:22.367	+0.866	16:44:35.405
9	1:21.549	+0.048	16:45:56.954

Lap	Lap Tm	Diff	Time of Day
(115) Keith Warren			
1	1:24.632	+3.162	16:35:03.377
2	1:22.102	+0.632	16:36:25.479
3	1:21.470		16:37:46.949
4	1:21.832	+0.362	16:39:08.781
5	1:21.727	+0.257	16:40:30.508
6	1:21.901	+0.431	16:41:52.409
7	1:21.733	+0.263	16:43:14.142
8	1:21.681	+0.211	16:44:35.823
9	1:21.864	+0.394	16:45:57.687

Lap	Lap Tm	Diff	Time of Day
(98) Robert Pragnell			
1	1:26.491	+4.745	16:35:06.263
2	1:23.470	+1.724	16:36:29.733
3	1:23.091	+1.345	16:37:52.824
4	1:23.238	+1.492	16:39:16.062
5	1:22.751	+1.005	16:40:38.813
6	1:22.644	+0.898	16:42:01.457
7	1:22.574	+0.828	16:43:24.031
8	1:22.309	+0.563	16:44:46.340
9	1:21.746		16:46:08.086

Lap	Lap Tm	Diff	Time of Day
(41) Martin Jarvis			
1	1:26.337	+4.484	16:35:05.347
2	1:23.288	+1.435	16:36:28.635
3	1:25.549	+3.696	16:37:54.184
4	1:22.805	+0.952	16:39:16.989
5	1:23.468	+1.615	16:40:40.457
6	1:21.853		16:42:02.310
7	1:23.445	+1.592	16:43:25.755
8	1:22.573	+0.720	16:44:48.328
9	1:22.732	+0.879	16:46:11.060

Lap	Lap Tm	Diff	Time of Day
(63) Bob Docker			
1	1:25.501	+3.974	16:35:05.147
2	1:24.071	+2.544	16:36:29.218
3	1:23.187	+1.660	16:37:52.405
4	1:23.923	+2.396	16:39:16.328
5	1:24.758	+3.231	16:40:41.086
6	1:23.427	+1.900	16:42:04.513
7	1:22.650	+1.123	16:43:27.163
8	1:21.527		16:44:48.690
9	1:22.774	+1.247	16:46:11.464

Lap	Lap Tm	Diff	Time of Day
(177) Gary Paul			
1	1:26.090	+3.543	16:35:05.706
2	1:25.081	+2.534	16:36:30.787
3	1:24.172	+1.625	16:37:54.959
4	1:22.547		16:39:17.506
5	1:23.708	+1.161	16:40:41.214
6	1:23.761	+1.214	16:42:04.975
7	1:22.911	+0.364	16:43:27.886
8	1:22.819	+0.272	16:44:50.705
9	1:22.659	+0.112	16:46:13.364

Lap	Lap Tm	Diff	Time of Day
(86) Gary Cooke			
1	1:25.956	+2.134	16:35:04.984
2	1:25.616	+1.794	16:36:30.600
3	1:24.222	+0.400	16:37:54.822
4	1:24.082	+0.260	16:39:18.904
5	1:24.872	+1.050	16:40:43.776
6	1:25.723	+1.901	16:42:09.499
7	1:24.636	+0.814	16:43:34.135
8	1:23.822		16:44:57.957
9	1:28.262	+4.440	16:46:26.219

Lap	Lap Tm	Diff	Time of Day
(54) Brent Millage			
1	1:28.266	+4.824	16:35:07.856
2	1:23.920	+0.478	16:36:31.776
3	1:23.962	+0.520	16:37:55.738
4	1:24.689	+1.247	16:39:20.427
5	1:23.442		16:40:43.869
6	1:24.867	+1.425	16:42:08.736
7	1:25.097	+1.655	16:43:33.833
8	1:24.824	+1.382	16:44:58.657
9	1:28.301	+4.859	16:46:26.958

Lap	Lap Tm	Diff	Time of Day
(101) Gary Wheatley			
1	1:28.102	+4.220	16:35:07.550
2	1:26.253	+2.371	16:36:33.803
3	1:25.001	+1.119	16:37:58.804
4	1:24.109	+0.227	16:39:22.913
5	1:23.882		16:40:46.795

Timekeeper

Race Director

Weather / Track : Sunny / Dry

www.sportstimingsservices.co.uk





Thundersport GB - Rounds 5 and 6

LMB Streetfighters

Anglesey Circuit 1.550 Miles

Race 18

08/05/2011 16:33

Race started at 16:33:28

Lap	Lap Tm	Diff	Time of Day
6	1:24.714	+0.832	16:42:11.509
7	1:25.840	+1.958	16:43:37.349
8	1:24.287	+0.405	16:45:01.636

(59) Seth Curry

Lap	Lap Tm	Diff	Time of Day
1	1:28.693	+5.172	16:35:08.215
2	1:26.127	+2.606	16:36:34.342
3	1:25.859	+2.338	16:38:00.201
4	1:24.207	+0.686	16:39:24.408
5	1:24.057	+0.536	16:40:48.465
6	1:23.521		16:42:11.986
7	1:24.393	+0.872	16:43:36.379
8	1:25.709	+2.188	16:45:02.088

(46) James Flood

Lap	Lap Tm	Diff	Time of Day
1	1:29.529	+1.627	16:35:10.012
2	1:28.182	+0.280	16:36:38.194
3	1:28.651	+0.749	16:38:06.845
4	1:28.705	+0.803	16:39:35.550
5	1:29.508	+1.606	16:41:05.058
6	1:30.500	+2.598	16:42:35.558
7	1:27.902		16:44:03.460
8	1:28.304	+0.402	16:45:31.764

(8) Mark Lumb

Lap	Lap Tm	Diff	Time of Day
1	1:31.551	+2.548	16:35:11.481
2	1:29.845	+0.842	16:36:41.326
3	1:29.818	+0.815	16:38:11.144
4	1:29.593	+0.590	16:39:40.737
5	1:29.003		16:41:09.740
6	1:29.724	+0.721	16:42:39.464
7	1:29.004	+0.001	16:44:08.468
8	1:30.173	+1.170	16:45:38.641

(88) Andrew Driver

Lap	Lap Tm	Diff	Time of Day
1	1:23.567		16:35:02.404

Lap	Lap Tm	Diff	Time of Day
-----	--------	------	-------------

Lap	Lap Tm	Diff	Time of Day
-----	--------	------	-------------

Timekeeper

Race Director

Weather / Track : Sunny / Dry

www.sportstimeservices.co.uk

Printed: 08/05/2011 16:50:40





Thundersport GB - Rounds 5 and 6

Sorted on Best Lap time

Morello Services Thundersport GP1

Anglesey Circuit 1.550 Miles

Qualifying

07/05/2011 11:08

Qualifying started at 11:08:21

Pos	No.	Name	Bike	CC	Best Tm	Best Speed	Diff	In Lap	2nd Best
1	1	Philip Crowe	BMW	1000	1:09.466	80.327		2	1:09.918
2	30	Ian Mackman	Suzuki	1000S	1:09.784	79.961	0.318	10	1:09.887
3	157	Angelo DeRosa	Suzuki	1000S	1:10.416	79.243	0.950	5	1:10.437
4	71	Joel Morris	Ducati	1098T	1:10.601	79.036	1.135	7	1:10.724
5	2	Peter Baker	Suzuki	1000	1:10.710	78.914	1.244	7	1:10.717
6	99	Michael Robertson	Kawasaki	1000S	1:10.865	78.741	1.399	5	1:10.900
7	100	Jenny Tinmouth			1:11.083	78.500	1.617	6	1:11.147
8	127	Peter Wilson	Suzuki	1000	1:11.258	78.307	1.792	17	1:11.563
9	7	Alex Symon	Kawasaki	1000	1:11.569	77.967	2.103	6	1:11.824
10	46	Greg Lewis	Yamaha	1000	1:12.083	77.411	2.617	13	1:12.405
11	38	Scot Adam	Ducati	1098T	1:12.142	77.347	2.676	9	1:12.254
12	95	Jamie Wilkins	Kawasaki	1000S	1:12.207	77.278	2.741	10	1:12.268
13	77	Lee Reveley	Ducati	1098T	1:12.487	76.979	3.021	11	1:12.840
14	5	Jonny Heginbotham	Suzuki	1000	1:12.712	76.741	3.246	5	5:48.139
15	84	Dave Twyford	Yamaha	1000S	1:13.042	76.394	3.576	3	1:15.400
16	66	Mark Buckley	Kawasaki	1000	1:13.180	76.250	3.714	11	1:13.332
17	18	Tom Webb	Suzuki	1000S	1:13.540	75.877	4.074	4	1:14.058
18	12	Tony Rainford	Yamaha	1000	1:13.564	75.852	4.098	11	1:13.736
19	72	Shay Burton	Suzuki	1000S	1:13.997	75.408	4.531	11	1:14.020
20	47	Les Liney	Ducati	1098T	1:14.027	75.378	4.561	4	1:15.718
21	96	Callum O'Shea	Honda	1000	1:14.058	75.346	4.592	16	1:14.509
22	111	Alex Heaton	Ducati	1198S	1:14.084	75.320	4.618	2	1:17.033
23	21	Chris Barnes	Aprilia	1000S	1:14.388	75.012	4.922	1	
24	3	Kevin Sweeney	Suzuki	1000	1:14.574	74.825	5.108	4	1:14.978
25	41	Colin Thompson	BMW	1000S	1:15.950	73.469	6.484	4	1:16.117
26	22	Lee Powell	Aprilia	1000T	1:16.272	73.159	6.806	14	1:16.546
27	171	Jimmy Nixon	Honda	1000S	1:16.838	72.620	7.372	5	1:17.162
28	64	Chris Dixon	Aprilia	1000T	1:17.973	71.563	8.507	15	1:18.237
29	51	Charlie Flett	Ducati	1098T	1:21.214	68.707	11.748	2	1:21.772

Announcements

No. 5, 21 & 84 - No Transponder

Timekeeper

Clerk of Course

Weather / Track : Overcast / Dry

www.sportstimingsservices.co.uk

Printed: 07/05/2011 11:32:30





Thundersport GB - Rounds 5 and 6

Morello Services Thundersport GP1

Anglesey Circuit 1.550 Miles

Race 7 Superpole

07/05/2011

Race

POLE POSITION

4	3	2	1	1
71	157	30	1	2
8	7	6	5	3
127	100	99	2	4
12	11	10	9	5
95	38	46	7	6
16	15	14	13	7
66	84	5	77	8
20	19	18	17	
47	72	12	18	
24	23	22	21	
3	21	111	96	
28	27	26	25	
64	171	22	41	
			29	
			51	

Timekeeper

Clerk of Course

Weather / Track :

www.sportstimeservices.co.uk

Printed: 07/05/2011 11:33:34





Thundersport GB - Rounds 5 and 6

Sorted on Laps

Morello Services Thundersport GP1

Anglesey Circuit 1.550 Miles

Race 7 Superpole

07/05/2011 15:13

Race started at 15:13:28

Pos	No.	Name	Bike	CC	Laps	Total Tm	Diff	Best Tm	Best Speed	Avg. Speed
1	99	Michael Robertson	Kawasaki	1000S	15	19:14.797		1:14.757	74.642	72.480
2	71	Joel Morris	Ducati	1098T	15	19:15.960	1.163	1:14.841	74.558	72.407
3	30	Ian Mackman	Suzuki	1000S	15	19:19.662	4.865	1:15.056	74.344	72.176
4	1	Philip Crowe	BMW	1000	15	19:21.169	6.372	1:16.014	73.408	72.083
5	2	Peter Baker	Suzuki	1000	15	19:45.180	30.383	1:16.845	72.614	70.622
6	66	Mark Buckley	Kawasaki	1000	15	19:46.077	31.280	1:17.238	72.244	70.569
7	46	Greg Lewis	Yamaha	1000	15	19:51.312	36.515	1:17.483	72.016	70.259
8	72	Shay Burton	Suzuki	1000S	15	20:08.125	53.328	1:17.512	71.989	69.281
9	111	Alex Heaton	Ducati	1198S	15	20:15.612	1:00.815	1:18.989	70.643	68.854
10	157	Angelo DeRosa	Suzuki	1000S	15	20:24.406	1:09.609	1:18.964	70.665	68.360
11	96	Callum O'Shea	Honda	1000	15	20:30.363	1:15.566	1:19.756	69.963	68.029
12	3	Kevin Sweeney	Suzuki	1000	14	19:16.038	1 Lap	1:19.854	69.878	67.576
13	38	Scot Adam	Ducati	1098T	14	19:23.027	1 Lap	1:20.850	69.017	67.170
14	12	Tony Rainford	Yamaha	1000	14	19:56.960	1 Lap	1:23.770	66.611	65.265
15	127	Peter Wilson	Suzuki	1000	14	20:00.162	1 Lap	1:21.043	68.852	65.091
16	95	Jamie Wilkins	Kawasaki	1000S	14	20:02.653	1 Lap	1:22.327	67.778	64.956
17	171	Jimmy Nixon	Honda	1000S	14	20:05.987	1 Lap	1:22.180	67.900	64.777
18	7	Alex Symon	Kawasaki	1000	14	20:16.422	1 Lap	1:21.164	68.750	64.221
19	41	Colin Thompson	BMW	1000S	13	19:33.598	2 Laps	1:26.310	64.651	61.810
20	22	Lee Powell	Aprilia	1000T	13	19:37.222	2 Laps	1:27.824	63.536	61.620
21	51	Charlie Flett	Ducati	1098T	13	20:14.305	2 Laps	1:30.906	61.382	59.738
22	64	Chris Dixon	Aprilia	1000T	11	19:25.892	4 Laps	1:32.057	60.615	52.646

Not classified

DNF	47	Les Liney	Ducati	1098T	10	14:34.909	DNF	1:21.455	68.504	63.778
DNF	84	Dave Twyford	Yamaha	1000S	7	10:32.575	DNF	1:24.697	65.882	61.748
DNF	21	Chris Barnes	Aprilia	1000S	6	8:41.028	DNF	1:24.090	66.357	64.258
DNF	100	Jenny Tinmouth			4	5:37.890	DNF	1:21.838	68.183	66.057
DNF	5	Jonny Heginbotham	Suzuki	1000	3	4:19.002	DNF		-	64.632

Announcements

**** No. 5 - Please fit working transponder if you wish to be included in the next race result****

Margin of Victory	Avg. Speed	Best Lap Tm	Best Speed	Best Lap by
1.163	72.480	1:14.757	74.642	99 - Michael Robertson

Timekeeper

Race Director

Weather / Track : Overcast / Wet

www.sportstimservices.co.uk



Printed: 07/05/2011 15:34:39



Thundersport GB - Rounds 5 and 6

Lapchart

Morello Services Thundersport GP1

Anglesey Circuit 1.550 Miles

Race 7 Superpole

07/05/2011 15:13

Race started at 15:13:28

Competitors

Laps

	0	1	2	3	4	5	6	7	8	9	10	11	12	13	14	15
Ian Mackman (30)	1	30	99	71	71	71	71	71	99	99	99	99	99	99	99	99
Philip Crowe (1)	2	1	71	99	99	99	99	99	71	71	71	71	71	71	71	71
Angelo DeRosa (157)	3	157	1	1	1	1	1	1	1	1	1	1	1	1	30	30
Joel Morris (71)	4	71	30	30	30	30	30	30	30	30	30	30	30	30	1	1
Michael Robertson (99)	5	99	2	2	2	2	2	2	2	2	2	2	2	2	2	2
Peter Baker (2)	6	2	66	66	66	66	66	66	66	66	66	66	66	66	66	66
Jenny Tinmouth (100)	7	100	100	46	46	46	46	46	46	46	46	46	46	46	46	46
Peter Wilson (127)	8	127	46	100	100	111	111	72	72	72	72	72	72	72	72	72
Greg Lewis (46)	9	46	157	157	111	100	72	111	111	111	111	111	111	111	111	111
Scot Adam (38)	10	38	38	111	72	72	157	157	157	157	157	157	157	157	157	157
Alex Symon (7)	11	7	111	38	157	157	96	96	96	96	96	96	96	96	96	96
Mark Buckley (66)	12	66	72	72	38	96	38	38	38	38	38	38	38	3	3	3
Jamie Wilkins (95)	13	95	12	96	96	38	3	3	3	3	3	3	3	38	38	38
Tony Rainford (12)	14	12	96	12	3	3	12	12	12	12	12	12	12	12	12	12
Alex Heaton (111)	15	111	3	3	12	12	21	21	95	95	95	95	95	95	95	127
Dave Twyford (84)	16	84	21	21	21	21	171	171	171	171	171	127	127	127	127	95
Shay Burton (72)	17	72	127	127	171	171	95	95	127	127	127	171	171	171	171	171
Callum O'Shea (96)	18	96	95	95	95	95	127	127	47	47	47	47	7	7	7	7
Kevin Sweeney (3)	19	3	22	171	127	127	47	47	84	7	7	7	22	22	41	41
Chris Barnes (21)	20	21	171	22	22	22	22	22	7	22	22	22	41	41	22	22
Les Liney (47)	21	47	84	84	47	47	84	84	22	41	41	41	51	51	51	51
Colin Thompson (41)	22	41	7	47	84	84	7	7	41	51	51	51	64	64	64	64
Jimmy Nixon (171)	23	171	41	7	7	7	41	41	51	64	64	64	64	64	64	64
Lee Powell (22)	24	22	47	41	41	41	51	51	64	64	64	64	64	64	64	64
Charlie Flett (51)	25	51	51	51	51	51	64	64	64	64	64	64	64	64	64	64
Chris Dixon (64)	26	64	64	64	64	64	64	64	64	64	64	64	64	64	64	64
Jonny Heginbotham (5)	27	5	5	5	5	5	5	5	5	5	5	5	5	5	5	5

Timekeeper

Race Director

Weather / Track : Overcast / Wet

www.sportstimingsservices.co.uk

Printed: 07/05/2011 15:41:00





Thundersport GB - Rounds 5 and 6

Morello Services Thundersport GP1

Anglesey Circuit 1.550 Miles

Race 7 Superpole

07/05/2011 15:13

Race started at 15:13:28

Lap	Lap Tm	Diff	Time of Day
(99) Michael Robertson			
1	1:20.761	+6.004	15:14:54.609
2	1:19.411	+4.654	15:16:14.020
3	1:17.557	+2.800	15:17:31.577
4	1:16.811	+2.054	15:18:48.388
5	1:16.789	+2.032	15:20:05.177
6	1:16.357	+1.600	15:21:21.534
7	1:16.137	+1.380	15:22:37.671
8	1:16.364	+1.607	15:23:54.035
9	1:16.539	+1.782	15:25:10.574
10	1:16.197	+1.440	15:26:26.771
11	1:15.857	+1.100	15:27:42.628
12	1:15.454	+0.697	15:28:58.082
13	1:15.027	+0.270	15:30:13.109
14	1:15.213	+0.456	15:31:28.322
15	1:14.757		15:32:43.079

Lap	Lap Tm	Diff	Time of Day
(71) Joel Morris			
1	1:21.057	+6.216	15:14:54.773
2	1:18.832	+3.991	15:16:13.605
3	1:17.201	+2.360	15:17:30.806
4	1:16.796	+1.955	15:18:47.602
5	1:17.063	+2.222	15:20:04.665
6	1:16.428	+1.587	15:21:21.093
7	1:15.911	+1.070	15:22:37.004
8	1:17.297	+2.456	15:23:54.301
9	1:16.445	+1.604	15:25:10.746
10	1:16.294	+1.453	15:26:27.040
11	1:15.986	+1.145	15:27:43.026
12	1:15.542	+0.701	15:28:58.568
13	1:14.841		15:30:13.409
14	1:15.269	+0.428	15:31:28.678
15	1:15.564	+0.723	15:32:44.242

Lap	Lap Tm	Diff	Time of Day
(30) Ian Mackman			
1	1:28.661	+13.605	15:14:56.943
2	1:18.706	+3.650	15:16:15.649
3	1:17.554	+2.498	15:17:33.203
4	1:17.127	+2.071	15:18:50.330
5	1:16.892	+1.836	15:20:07.222
6	1:16.545	+1.489	15:21:23.767
7	1:17.704	+2.648	15:22:41.471
8	1:16.939	+1.883	15:23:58.410
9	1:16.179	+1.123	15:25:14.589
10	1:16.475	+1.419	15:26:31.064
11	1:15.638	+0.582	15:27:46.702
12	1:15.531	+0.475	15:29:02.233
13	1:15.056		15:30:17.289
14	1:15.482	+0.426	15:31:32.771
15	1:15.173	+0.117	15:32:47.944

Lap	Lap Tm	Diff	Time of Day
(1) Philip Crowe			
1	1:27.668	+11.654	15:14:55.954
2	1:18.554	+2.540	15:16:14.508
3	1:17.394	+1.380	15:17:31.902
4	1:16.902	+0.888	15:18:48.804
5	1:17.035	+1.021	15:20:05.839
6	1:16.460	+0.446	15:21:22.299
7	1:16.014		15:22:38.313
8	1:16.585	+0.571	15:23:54.898

Lap	Lap Tm	Diff	Time of Day
9	1:16.472	+0.458	15:25:11.370
10	1:16.862	+0.848	15:26:28.232
11	1:16.169	+0.155	15:27:44.401
12	1:16.158	+0.144	15:29:00.559
13	1:16.340	+0.326	15:30:16.899
14	1:16.383	+0.369	15:31:33.282
15	1:16.169	+0.155	15:32:49.451

Lap	Lap Tm	Diff	Time of Day
(2) Peter Baker			
1	1:23.627	+6.782	15:14:57.527
2	1:20.248	+3.403	15:16:17.775
3	1:19.708	+2.863	15:17:37.483
4	1:19.196	+2.351	15:18:56.679
5	1:18.377	+1.532	15:20:15.056
6	1:18.394	+1.549	15:21:33.450
7	1:18.231	+1.386	15:22:51.681
8	1:18.117	+1.272	15:24:09.798
9	1:18.582	+1.737	15:25:28.380
10	1:17.775	+0.930	15:26:46.155
11	1:17.773	+0.928	15:28:03.928
12	1:17.413	+0.568	15:29:21.341
13	1:17.423	+0.578	15:30:38.764
14	1:17.853	+1.008	15:31:56.617
15	1:16.845		15:33:13.462

Lap	Lap Tm	Diff	Time of Day
(66) Mark Buckley			
1	1:24.316	+7.078	15:14:59.055
2	1:20.063	+2.825	15:16:19.118
3	1:18.794	+1.556	15:17:37.912
4	1:19.170	+1.932	15:18:57.082
5	1:18.544	+1.306	15:20:15.626
6	1:18.305	+1.067	15:21:33.931
7	1:18.246	+1.008	15:22:52.177
8	1:18.013	+0.775	15:24:10.190
9	1:18.291	+1.053	15:25:28.481
10	1:18.013	+0.775	15:26:46.494
11	1:17.809	+0.571	15:28:04.303
12	1:17.473	+0.235	15:29:21.776
13	1:17.980	+0.742	15:30:39.756
14	1:17.238		15:31:56.994
15	1:17.365	+0.127	15:33:14.359

Lap	Lap Tm	Diff	Time of Day
(46) Greg Lewis			
1	1:26.017	+8.534	15:15:00.475
2	1:19.946	+2.463	15:16:20.421
3	1:19.318	+1.835	15:17:39.739
4	1:18.559	+1.076	15:18:58.298
5	1:18.630	+1.147	15:20:16.928
6	1:17.590	+0.107	15:21:34.518
7	1:18.269	+0.786	15:22:52.787
8	1:18.176	+0.693	15:24:10.963
9	1:18.440	+0.957	15:25:29.403
10	1:17.483		15:26:46.886
11	1:17.780	+0.297	15:28:04.666
12	1:18.569	+1.086	15:29:23.235
13	1:18.349	+0.866	15:30:41.584
14	1:19.313	+1.830	15:32:00.897
15	1:18.697	+1.214	15:33:19.594

Lap	Lap Tm	Diff	Time of Day
(72) Shay Burton			
1	1:27.310	+9.798	15:15:02.844

Lap	Lap Tm	Diff	Time of Day
2	1:23.406	+5.894	15:16:26.250
3	1:21.039	+3.527	15:17:47.289
4	1:19.625	+2.113	15:19:06.914
5	1:20.683	+3.171	15:20:27.597
6	1:20.483	+2.971	15:21:48.080
7	1:19.206	+1.694	15:23:07.286
8	1:19.097	+1.585	15:24:26.383
9	1:18.071	+0.559	15:25:44.454
10	1:18.672	+1.160	15:27:03.126
11	1:17.512		15:28:20.638
12	1:20.516	+3.004	15:29:41.154
13	1:18.474	+0.962	15:30:59.628
14	1:17.848	+0.336	15:32:17.476
15	1:18.931	+1.419	15:33:36.407

Lap	Lap Tm	Diff	Time of Day
(111) Alex Heaton			
1	1:27.106	+8.117	15:15:02.568
2	1:22.726	+3.737	15:16:25.294
3	1:20.521	+1.532	15:17:45.815
4	1:20.217	+1.228	15:19:06.032
5	1:20.868	+1.879	15:20:26.900
6	1:21.454	+2.465	15:21:48.354
7	1:19.489	+0.500	15:23:07.843
8	1:19.638	+0.649	15:24:27.481
9	1:19.052	+0.063	15:25:46.533
10	1:19.765	+0.776	15:27:06.298
11	1:19.605	+0.616	15:28:25.903
12	1:19.887	+0.898	15:29:45.790
13	1:20.081	+1.092	15:31:05.871
14	1:19.034	+0.045	15:32:24.905
15	1:18.989		15:33:43.894

Lap	Lap Tm	Diff	Time of Day
(157) Angelo DeRosa			
1	1:33.277	+14.313	15:15:01.565
2	1:23.584	+4.620	15:16:25.149
3	1:23.317	+4.353	15:17:48.466
4	1:22.914	+3.950	15:19:11.380
5	1:21.800	+2.836	15:20:33.180
6	1:21.443	+2.479	15:21:54.623
7	1:20.512	+1.548	15:23:15.135
8	1:20.421	+1.457	15:24:35.556
9	1:20.642	+1.678	15:25:56.198
10	1:19.773	+0.809	15:27:15.971
11	1:19.275	+0.311	15:28:35.246
12	1:20.241	+1.277	15:29:55.487
13	1:19.254	+0.290	15:31:14.741
14	1:18.983	+0.019	15:32:33.724
15	1:18.964		15:33:52.688

Lap	Lap Tm	Diff	Time of Day
(96) Callum O'Shea			
1	1:29.540	+9.784	15:15:05.224
2	1:22.519	+2.763	15:16:27.743
3	1:21.823	+2.067	15:17:49.566
4	1:22.156	+2.400	15:19:11.722
5	1:21.659	+1.903	15:20:33.381
6	1:21.399	+1.643	15:21:54.780
7	1:20.590	+0.834	15:23:15.370
8	1:20.465	+0.709	15:24:35.835
9	1:20.712	+0.956	15:25:56.547
10	1:19.867	+0.111	15:27:16.414
11	1:19.756		15:28:36.170

Timekeeper

Race Director

Weather / Track : Overcast / Wet

www.sportstimingsservices.co.uk





Thundersport GB - Rounds 5 and 6

Morello Services Thundersport GP1

Anglesey Circuit 1.550 Miles

Race 7 Superpole

07/05/2011 15:13

Race started at 15:13:28

Lap	Lap Tm	Diff	Time of Day
12	1:20.651	+0.895	15:29:56.821
13	1:20.841	+1.085	15:31:17.662
14	1:20.577	+0.821	15:32:38.239
15	1:20.406	+0.650	15:33:58.645

(3) Kevin Sweeney

1	1:29.833	+9.979	15:15:05.679
2	1:25.034	+5.180	15:16:30.713
3	1:22.906	+3.052	15:17:53.619
4	1:23.137	+3.283	15:19:16.756
5	1:22.049	+2.195	15:20:38.805
6	1:21.426	+1.572	15:22:00.231
7	1:21.529	+1.675	15:23:21.760
8	1:20.646	+0.792	15:24:42.406
9	1:20.215	+0.361	15:26:02.621
10	1:20.718	+0.864	15:27:23.339
11	1:20.954	+1.100	15:28:44.293
12	1:20.263	+0.409	15:30:04.556
13	1:19.854		15:31:24.410
14	1:19.910	+0.056	15:32:44.320

(38) Scot Adam

1	1:27.106	+6.256	15:15:01.776
2	1:24.402	+3.552	15:16:26.178
3	1:23.017	+2.167	15:17:49.195
4	1:22.920	+2.070	15:19:12.115
5	1:21.629	+0.779	15:20:33.744
6	1:21.556	+0.706	15:21:55.300
7	1:21.336	+0.486	15:23:16.636
8	1:21.732	+0.882	15:24:38.368
9	1:21.741	+0.891	15:26:00.109
10	1:22.102	+1.252	15:27:22.211
11	1:21.841	+0.991	15:28:44.052
12	1:21.521	+0.671	15:30:05.573
13	1:20.850		15:31:26.423
14	1:24.886	+4.036	15:32:51.309

(12) Tony Rainford

1	1:29.725	+5.955	15:15:05.060
2	1:25.436	+1.666	15:16:30.496
3	1:24.821	+1.051	15:17:55.317
4	1:24.878	+1.108	15:19:20.195
5	1:24.267	+0.497	15:20:44.462
6	1:24.547	+0.777	15:22:09.009
7	1:25.993	+2.223	15:23:35.002
8	1:25.665	+1.895	15:25:00.667
9	1:23.770		15:26:24.437
10	1:23.847	+0.077	15:27:48.284
11	1:23.800	+0.030	15:29:12.084
12	1:24.587	+0.817	15:30:36.671
13	1:24.527	+0.757	15:32:01.198
14	1:24.044	+0.274	15:33:25.242

(127) Peter Wilson

1	1:32.768	+11.725	15:15:07.140
2	1:28.683	+7.640	15:16:35.823
3	1:29.994	+8.951	15:18:05.817
4	1:28.523	+7.480	15:19:34.340
5	1:26.127	+5.084	15:21:00.467
6	1:24.928	+3.885	15:22:25.395
7	1:23.824	+2.781	15:23:49.219

Lap	Lap Tm	Diff	Time of Day
8	1:23.353	+2.310	15:25:12.572
9	1:24.933	+3.890	15:26:37.505
10	1:23.217	+2.174	15:28:00.722
11	1:22.324	+1.281	15:29:23.046
12	1:21.151	+0.108	15:30:44.197
13	1:23.204	+2.161	15:32:07.401
14	1:21.043		15:33:28.444

(95) Jamie Wilkins

1	1:33.188	+10.861	15:15:08.054
2	1:28.415	+6.088	15:16:36.469
3	1:27.018	+4.691	15:18:03.487
4	1:26.244	+3.917	15:19:29.731
5	1:25.817	+3.490	15:20:55.548
6	1:24.572	+2.245	15:22:20.120
7	1:24.418	+2.091	15:23:44.538
8	1:23.444	+1.117	15:25:07.982
9	1:24.753	+2.426	15:26:32.735
10	1:22.327		15:27:55.062
11	1:22.579	+0.252	15:29:17.641
12	1:23.056	+0.729	15:30:40.697
13	1:26.445	+4.118	15:32:07.142
14	1:23.793	+1.466	15:33:30.935

(171) Jimmy Nixon

1	1:34.980	+12.800	15:15:11.099
2	1:25.971	+3.791	15:16:37.070
3	1:26.093	+3.913	15:18:03.163
4	1:24.763	+2.583	15:19:27.926
5	1:25.658	+3.478	15:20:53.584
6	1:26.208	+4.028	15:22:19.792
7	1:26.887	+4.707	15:23:46.679
8	1:24.613	+2.433	15:25:11.292
9	1:25.908	+3.728	15:26:37.200
10	1:24.907	+2.727	15:28:02.107
11	1:23.802	+1.622	15:29:25.909
12	1:23.199	+1.019	15:30:49.108
13	1:22.981	+0.801	15:32:12.089
14	1:22.180		15:33:34.269

(7) Alex Symon

1	1:38.498	+17.334	15:15:13.193
2	1:32.441	+11.277	15:16:45.634
3	1:30.934	+9.770	15:18:16.568
4	1:27.580	+6.416	15:19:44.148
5	1:26.289	+5.125	15:21:10.437
6	1:26.141	+4.977	15:22:36.578
7	1:26.337	+5.173	15:24:02.915
8	1:26.139	+4.975	15:25:29.054
9	1:25.517	+4.353	15:26:54.571
10	1:23.777	+2.613	15:28:18.348
11	1:22.525	+1.361	15:29:40.873
12	1:21.455	+0.291	15:31:02.328
13	1:21.212	+0.048	15:32:23.540
14	1:21.164		15:33:44.704

(41) Colin Thompson

1	1:37.160	+10.850	15:15:13.210
2	1:33.735	+7.425	15:16:46.945
3	1:31.597	+5.287	15:18:18.542
4	1:29.052	+2.742	15:19:47.594

Lap	Lap Tm	Diff	Time of Day
5	1:28.943	+2.633	15:21:16.537
6	1:29.318	+3.008	15:22:45.855
7	1:29.967	+3.657	15:24:15.822
8	1:27.546	+1.236	15:25:43.368
9	1:27.507	+1.197	15:27:10.875
10	1:29.969	+3.659	15:28:40.844
11	1:28.212	+1.902	15:30:09.056
12	1:26.310		15:31:35.366
13	1:26.514	+0.204	15:33:01.880

(22) Lee Powell

1	1:32.425	+4.601	15:15:08.695
2	1:31.086	+3.262	15:16:39.781
3	1:27.824		15:18:07.605
4	1:30.200	+2.376	15:19:37.805
5	1:28.752	+0.928	15:21:06.557
6	1:28.871	+1.047	15:22:35.428
7	1:29.286	+1.462	15:24:04.714
8	1:28.572	+0.748	15:25:33.286
9	1:30.194	+2.370	15:27:03.480
10	1:29.550	+1.726	15:28:33.030
11	1:31.319	+3.495	15:30:04.349
12	1:29.828	+2.004	15:31:34.177
13	1:31.327	+3.503	15:33:05.504

(51) Charlie Flett

1	1:36.856	+5.950	15:15:13.763
2	1:33.421	+2.515	15:16:47.184
3	1:31.973	+1.067	15:18:19.157
4	1:31.316	+0.410	15:19:50.473
5	1:32.115	+1.209	15:21:22.588
6	1:33.470	+2.564	15:22:56.058
7	1:32.769	+1.863	15:24:28.827
8	1:33.820	+2.914	15:26:02.647
9	1:33.085	+2.179	15:27:35.732
10	1:31.317	+0.411	15:29:07.049
11	1:30.906		15:30:37.955
12	1:33.107	+2.201	15:32:11.062
13	1:31.525	+0.619	15:33:42.587

(64) Chris Dixon

1	3:28.780	+1:56.723	15:17:10.444
2	1:36.334	+4.277	15:18:46.778
3	1:37.689	+5.632	15:20:24.467
4	1:35.383	+3.326	15:21:59.850
5	1:34.032	+1.975	15:23:33.882
6	1:32.739	+0.682	15:25:06.621
7	1:34.616	+2.559	15:26:41.237
8	1:32.132	+0.075	15:28:13.369
9	1:33.235	+1.178	15:29:46.604
10	1:32.057		15:31:18.661
11	1:35.513	+3.456	15:32:54.174

(47) Les Liney

1	1:37.323	+15.868	15:15:13.305
2	1:31.513	+10.058	15:16:44.818
3	1:28.622	+7.167	15:18:13.440
4	1:25.911	+4.456	15:19:39.351
5	1:24.972	+3.517	15:21:04.323
6	1:25.566	+4.111	15:22:29.889
7	1:25.767	+4.312	15:23:55.656

Timekeeper

Race Director

Weather / Track : Overcast / Wet

www.sportstimingsservices.co.uk

Printed: 07/05/2011 15:41:26





Thundersport GB - Rounds 5 and 6


Morello Services Thundersport GP1

Anglesey Circuit 1.550 Miles

Race 7 Superpole

07/05/2011 15:13

Race started at 15:13:28



Lap	Lap Tm	Diff	Time of Day
8	1:23.002	+1.547	15:25:18.658
9	1:23.078	+1.623	15:26:41.736
10	1:21.455		15:28:03.191

(84) Dave Twyford

Lap	Lap Tm	Diff	Time of Day
1	1:36.578	+11.881	15:15:12.092
2	1:32.431	+7.734	15:16:44.523
3	1:31.630	+6.933	15:18:16.153
4	1:27.373	+2.676	15:19:43.526
5	1:26.250	+1.553	15:21:09.776
6	1:26.384	+1.687	15:22:36.160
7	1:24.697		15:24:00.857

(21) Chris Barnes

Lap	Lap Tm	Diff	Time of Day
1	1:30.148	+6.058	15:15:06.021
2	1:25.386	+1.296	15:16:31.407
3	1:24.687	+0.597	15:17:56.094
4	1:24.489	+0.399	15:19:20.583
5	1:24.637	+0.547	15:20:45.220
6	1:24.090		15:22:09.310

(100) Jenny Tinmouth

Lap	Lap Tm	Diff	Time of Day
1	1:25.982	+4.144	15:15:00.042
2	1:21.838		15:16:21.880
3	1:22.305	+0.467	15:17:44.185
4	1:21.987	+0.149	15:19:06.172

(5) Jonny Heginbotham

Lap	Lap Tm	Diff	Time of Day
1	1:21.704	-3:59:33.070	15:17:47.285

Lap Lap Tm Diff Time of Day

Lap Lap Tm Diff Time of Day

Timekeeper

Race Director

Weather / Track : Overcast / Wet

www.sportstimingsservices.co.uk

Printed: 07/05/2011 15:41:26





Thundersport GB - Rounds 5 and 6

Morello Services Thundersport GP1

Anglesey Circuit 1.550 Miles

Race 4 & 13

08/05/2011

Race

POLE POSITION

4	3	2	1	1
1	30	71	99	2
8	7	6	5	3
127	100	2	157	4
12	11	10	9	5
95	38	46	7	6
16	15	14	13	7
66	84	5	77	8
20	19	18	17	
47	72	12	18	
24	23	22	21	
3	21	111	96	
28	27	26	25	
64	171	22	41	
			29	
			51	

Timekeeper

Race Director

Weather / Track :

www.sportstimeservices.co.uk

Printed: 07/05/2011 15:39:06





Thundersport GB - Rounds 5 and 6

Sorted on Laps

Morello Services Thundersport GP1

Anglesey Circuit 1.550 Miles

Race 4

08/05/2011 11:23

Race started at 11:23:40

Pos	No.	Name	Bike	CC	Laps	Total Tm	Diff	Best Tm	Best Speed	Avg. Speed
1	1	Philip Crowe	BMW	1000	11	13:01.315		1:09.298	80.522	78.560
2	99	Michael Robertson	Kawasaki	1000S	11	13:06.598	5.283	1:10.422	79.237	78.032
3	30	Ian Mackman	Suzuki	1000S	11	13:06.813	5.498	1:10.339	79.330	78.011
4	157	Angelo DeRosa	Suzuki	1000S	11	13:19.429	18.114	1:11.470	78.075	76.780
5	71	Joel Morris	Ducati	1098T	11	13:19.651	18.336	1:11.551	77.986	76.758
6	46	Greg Lewis	Yamaha	1000	11	13:21.992	20.677	1:11.530	78.009	76.534
7	127	Peter Wilson	Suzuki	1000	11	13:22.217	20.902	1:11.385	78.168	76.513
8	100	Jenny Tinmouth	Aprilia	RSV4 1000	11	13:22.926	21.611	1:11.689	77.836	76.445
9	5	Jonny Heginbotham	Suzuki	1000	11	13:27.003	25.688	1:11.652	77.876	76.059
10	95	Jamie Wilkins	Kawasaki	1000S	11	13:32.560	31.245	1:11.954	77.550	75.539
11	38	Scot Adam	Ducati	1098T	11	13:37.338	36.023	1:12.466	77.002	75.097
12	77	Lee Reveley	Ducati	1098T	11	13:45.714	44.399	1:13.270	76.157	74.336
13	84	Dave Twyford	Yamaha	1000S	11	13:48.840	47.525	1:13.660	75.753	74.055
14	21	Chris Barnes	Aprilia	1000S	11	13:49.233	47.918	1:13.306	76.119	74.020
15	3	Kevin Sweeney	Suzuki	1000	11	13:54.738	53.423	1:14.067	75.337	73.532
16	12	Tony Rainford	Yamaha	1000	11	13:55.823	54.508	1:14.388	75.012	73.437
17	18	Tom Webb	Suzuki	1000S	11	13:55.881	54.566	1:14.084	75.320	73.432
18	47	Les Liney	Ducati	1098T	11	13:57.696	56.381	1:13.667	75.746	73.272
19	96	Callum O'Shea	Honda	1000	11	14:02.558	1:01.243	1:14.838	74.561	72.850
20	41	Colin Thompson	BMW	1000S	11	14:08.800	1:07.485	1:15.342	74.062	72.314
21	22	Lee Powell	Aprilia	1000T	10	13:06.100	1 Lap	1:16.673	72.777	70.983
22	171	Jimmy Nixon	Honda	1000S	10	13:24.854	1 Lap	1:18.369	71.202	69.329
23	64	Chris Dixon	Aprilia	1000T	10	13:25.061	1 Lap	1:17.946	71.588	69.312
24	35	Dave Milling	Aprilia	1000T	10	13:30.423	1 Lap	1:18.717	70.887	68.853
25	51	Charlie Flett	Ducati	1098T	10	13:30.834	1 Lap	1:18.776	70.834	68.818

Not classified

DNF	2	Peter Baker	Suzuki	1000	10	12:00.361	DNF	1:10.257	79.423	77.461
DNF	7	Alex Symon	Kawasaki	1000	8	9:45.300	DNF	1:11.067	78.517	76.269
DNF	66	Mark Buckley	Kawasaki	1000	5	6:17.134	DNF	1:13.043	76.393	73.979
DNF	72	Shay Burton	Suzuki	1000S		6.624	DNF	-	-	-
DNF	111	Alex Heaton	Ducati	1198S			DNF	-	-	-

Margin of Victory	Avg. Speed	Best Lap Tm	Best Speed	Best Lap by
5.283	78.560	1:09.298	80.522	1 - Philip Crowe

Timekeeper

Race Director

Weather / Track : Sunny / Dry

www.sportstimservices.co.uk



Printed: 08/05/2011 11:38:03



Thundersport GB - Rounds 5 and 6

Lapchart

Morello Services Thundersport GP1

Anglesey Circuit 1.550 Miles

Race 4

08/05/2011 11:23

Race started at 11:23:40

Competitors	Laps											
	0	1	2	3	4	5	6	7	8	9	10	11
Joel Morris (71)	1	71	30	30	1	1	1	1	1	1	1	1
Michael Robertson (99)	2	99	99	99	30	99	99	99	99	99	99	99
Ian Mackman (30)	3	30	1	1	99	30	30	30	30	30	30	30
Angelo DeRosa (157)	4	157	71	157	157	2	2	2	2	2	2	157
Philip Crowe (1)	5	1	157	71	2	157	157	157	157	157	157	71
Peter Baker (2)	6	2	2	2	71	71	71	71	71	71	71	46
Jenny Timmouth (100)	7	100	46	46	46	46	46	46	46	46	46	127
Peter Wilson (127)	8	127	127	127	127	127	127	127	7	127	127	100
Greg Lewis (46)	9	46	100	100	100	100	100	7	127	100	100	5
Alex Symon (7)	10	7	5	5	5	5	7	7	100	100	5	95
Scot Adam (38)	11	38	7	7	7	7	5	5	5	5	95	38
Jamie Wilkins (95)	12	95	38	66	66	66	66	95	95	95	38	38
Jonny Heginbotham (5)	13	5	66	38	95	95	95	38	38	38	77	84
Lee Reveley (77)	14	77	84	95	38	38	38	84	77	77	84	21
Mark Buckley (66)	15	66	95	84	84	84	84	77	84	84	21	3
Dave Twyford (84)	16	84	12	77	77	77	77	12	12	21	12	12
Tony Rainford (12)	17	12	77	12	12	12	12	18	21	12	18	18
Tom Webb (18)	18	18	18	18	18	18	21	18	18	3	3	47
Shay Burton (72)	19	72	3	3	3	3	21	3	3	3	47	96
Les Liney (47)	20	47	96	96	21	21	3	96	47	47	96	41
Callum O'Shea (96)	21	96	41	21	96	96	96	47	96	96	41	41
Kevin Sweeney (3)	22	3	21	41	41	47	47	41	41	41	22	22
Colin Thompson (41)	23	41	47	47	47	41	41	22	22	22	171	171
Jimmy Nixon (171)	24	171	22	22	22	22	22	171	171	171	64	64
Chris Barnes (21)	25	21	64	64	64	171	171	64	64	64	35	35
Chris Dixon (64)	26	64	171	51	51	64	64	35	35	35	51	51
Lee Powell (22)	27	22	51	171	171	35	35	51	51	51		
Charlie Flett (51)	28	51	35	35	35	51	51					
Dave Milling (35)	29	35										
-	30											

Timekeeper

Race Director

Weather / Track : Sunny / Dry

www.sportstimingsservices.co.uk

Printed: 08/05/2011 11:40:00





Thundersport GB - Rounds 5 and 6

Morello Services Thundersport GP1

Anglesey Circuit 1.550 Miles

Race 4

08/05/2011 11:23

Race started at 11:23:40

Lap	Lap Tm	Diff	Time of Day
(1) Philip Crowe			
1	1:14.312	+5.014	11:24:59.554
2	1:10.649	+1.351	11:26:10.203
3	1:09.726	+0.428	11:27:19.929
4	1:09.298		11:28:29.227
5	1:09.434	+0.136	11:29:38.661
6	1:10.176	+0.878	11:30:48.837
7	1:09.838	+0.540	11:31:58.675
8	1:10.689	+1.391	11:33:09.364
9	1:10.560	+1.262	11:34:19.924
10	1:10.510	+1.212	11:35:30.434
11	1:10.972	+1.674	11:36:41.406

(99) Michael Robertson			
1	1:19.279	+8.857	11:24:59.381
2	1:10.705	+0.283	11:26:10.086
3	1:10.630	+0.208	11:27:20.716
4	1:10.422		11:28:31.138
5	1:10.665	+0.243	11:29:41.803
6	1:10.505	+0.083	11:30:52.308
7	1:10.803	+0.381	11:32:03.111
8	1:10.965	+0.543	11:33:14.076
9	1:11.064	+0.642	11:34:25.140
10	1:10.898	+0.476	11:35:36.038
11	1:10.651	+0.229	11:36:46.689

(30) Ian Mackman			
1	1:19.030	+8.691	11:24:59.154
2	1:10.807	+0.468	11:26:09.961
3	1:10.629	+0.290	11:27:20.590
4	1:10.785	+0.446	11:28:31.375
5	1:10.841	+0.502	11:29:42.216
6	1:10.561	+0.222	11:30:52.777
7	1:10.620	+0.281	11:32:03.397
8	1:10.779	+0.440	11:33:14.176
9	1:11.814	+1.475	11:34:25.990
10	1:10.575	+0.236	11:35:36.565
11	1:10.339		11:36:46.904

(157) Angelo DeRosa			
1	1:15.521	+4.051	11:25:00.669
2	1:11.470		11:26:12.139
3	1:12.373	+0.903	11:27:24.512
4	1:11.978	+0.508	11:28:36.490
5	1:11.677	+0.207	11:29:48.167
6	1:11.749	+0.279	11:30:59.916
7	1:11.518	+0.048	11:32:11.434
8	1:11.656	+0.186	11:33:23.090
9	1:11.892	+0.422	11:34:34.982
10	1:11.896	+0.426	11:35:46.878
11	1:12.642	+1.172	11:36:59.520

(71) Joel Morris			
1	1:20.185	+8.634	11:25:00.276
2	1:12.174	+0.623	11:26:12.450
3	1:12.391	+0.840	11:27:24.841
4	1:11.927	+0.376	11:28:36.768
5	1:11.551		11:29:48.319
6	1:11.748	+0.197	11:31:00.067
7	1:11.660	+0.109	11:32:11.727

8	1:11.602	+0.051	11:33:23.329
9	1:11.749	+0.198	11:34:35.078
10	1:11.909	+0.358	11:35:46.987
11	1:12.755	+1.204	11:36:59.742

(46) Greg Lewis			
1	1:16.001	+4.471	11:25:01.841
2	1:12.130	+0.600	11:26:13.971
3	1:11.631	+0.101	11:27:25.602
4	1:11.921	+0.391	11:28:37.523
5	1:11.703	+0.173	11:29:49.226
6	1:11.920	+0.390	11:31:01.146
7	1:11.530		11:32:12.676
8	1:12.573	+1.043	11:33:25.249
9	1:11.809	+0.279	11:34:37.058
10	1:12.183	+0.653	11:35:49.241
11	1:12.842	+1.312	11:37:02.083

(127) Peter Wilson			
1	1:16.731	+5.346	11:25:02.453
2	1:12.246	+0.861	11:26:14.699
3	1:12.176	+0.791	11:27:26.875
4	1:11.393	+0.008	11:28:38.268
5	1:12.072	+0.687	11:29:50.340
6	1:11.743	+0.358	11:31:02.083
7	1:11.385		11:32:13.468
8	1:12.422	+1.037	11:33:25.890
9	1:11.685	+0.300	11:34:37.575
10	1:11.999	+0.614	11:35:49.574
11	1:12.734	+1.349	11:37:02.308

(100) Jenny Tinmouth			
1	1:17.235	+5.546	11:25:02.803
2	1:12.269	+0.580	11:26:15.072
3	1:12.118	+0.429	11:27:27.190
4	1:11.689		11:28:38.879
5	1:11.701	+0.012	11:29:50.580
6	1:11.773	+0.084	11:31:02.353
7	1:12.373	+0.684	11:32:14.726
8	1:11.705	+0.016	11:33:26.431
9	1:11.732	+0.043	11:34:38.163
10	1:11.868	+0.179	11:35:50.031
11	1:12.986	+1.297	11:37:03.017

(5) Jonny Heginbotham			
1	1:16.824	+5.172	11:25:03.030
2	1:12.903	+1.251	11:26:15.933
3	1:11.881	+0.229	11:27:27.814
4	1:11.816	+0.164	11:28:39.630
5	1:11.652		11:29:51.282
6	1:11.972	+0.320	11:31:03.254
7	1:12.075	+0.423	11:32:15.329
8	1:12.446	+0.794	11:33:27.775
9	1:12.805	+1.153	11:34:40.580
10	1:13.160	+1.508	11:35:53.740
11	1:13.354	+1.702	11:37:07.094

(95) Jamie Wilkins			
1	1:18.690	+6.736	11:25:04.841
2	1:13.927	+1.973	11:26:18.768
3	1:13.035	+1.081	11:27:31.803

4	1:12.556	+0.602	11:28:44.359
5	1:13.138	+1.184	11:29:57.497
6	1:12.876	+0.922	11:31:10.373
7	1:12.444	+0.490	11:32:22.817
8	1:12.291	+0.337	11:33:35.108
9	1:12.894	+0.940	11:34:48.002
10	1:11.954		11:35:59.956
11	1:12.695	+0.741	11:37:12.651

(38) Scot Adam			
1	1:17.705	+5.239	11:25:03.724
2	1:14.685	+2.219	11:26:18.409
3	1:13.934	+1.468	11:27:32.343
4	1:14.012	+1.546	11:28:46.355
5	1:13.230	+0.764	11:29:59.585
6	1:13.405	+0.939	11:31:12.990
7	1:12.737	+0.271	11:32:25.727
8	1:12.924	+0.458	11:33:38.651
9	1:13.402	+0.936	11:34:52.053
10	1:12.466		11:36:04.519
11	1:12.910	+0.444	11:37:17.429

(77) Lee Reveley			
1	1:19.763	+6.493	11:25:06.057
2	1:15.221	+1.951	11:26:21.278
3	1:13.454	+0.184	11:27:34.732
4	1:13.681	+0.411	11:28:48.413
5	1:13.712	+0.442	11:30:02.125
6	1:13.815	+0.545	11:31:15.940
7	1:14.332	+1.062	11:32:30.272
8	1:13.270		11:33:43.542
9	1:13.476	+0.206	11:34:57.018
10	1:13.912	+0.642	11:36:10.930
11	1:14.875	+1.605	11:37:25.805

(84) Dave Twyford			
1	1:18.424	+4.764	11:25:04.827
2	1:14.976	+1.316	11:26:19.803
3	1:13.660		11:27:33.463
4	1:13.833	+0.173	11:28:47.296
5	1:14.106	+0.446	11:30:01.402
6	1:14.358	+0.698	11:31:15.760
7	1:15.178	+1.518	11:32:30.938
8	1:14.921	+1.261	11:33:45.859
9	1:14.363	+0.703	11:35:00.222
10	1:13.938	+0.278	11:36:14.160
11	1:14.771	+1.111	11:37:28.931

(21) Chris Barnes			
1	1:20.794	+7.488	11:25:08.292
2	1:15.410	+2.104	11:26:23.702
3	1:14.822	+1.516	11:27:38.524
4	1:13.822	+0.516	11:28:52.346
5	1:13.880	+0.574	11:30:06.226
6	1:14.281	+0.975	11:31:20.507
7	1:13.919	+0.613	11:32:34.426
8	1:13.549	+0.243	11:33:47.975
9	1:13.306		11:35:01.281
10	1:13.422	+0.116	11:36:14.703
11	1:14.621	+1.315	11:37:29.324

Timekeeper

Race Director

Weather / Track : Sunny / Dry

www.sportstimingsservices.co.uk





Thundersport GB - Rounds 5 and 6

Morello Services Thundersport GP1

Anglesey Circuit 1.550 Miles

Race 4

08/05/2011 11:23

Race started at 11:23:40

Lap	Lap Tm	Diff	Time of Day
(3) Kevin Sweeney			
1	1:19.786	+5.719	11:25:06.923
2	1:15.360	+1.293	11:26:22.283
3	1:14.912	+0.845	11:27:37.195
4	1:14.544	+0.477	11:28:51.739
5	1:15.357	+1.290	11:30:07.096
6	1:15.502	+1.435	11:31:22.598
7	1:15.027	+0.960	11:32:37.625
8	1:14.333	+0.266	11:33:51.958
9	1:14.371	+0.304	11:35:06.329
10	1:14.067		11:36:20.396
11	1:14.433	+0.366	11:37:34.829

(12) Tony Rainford			
1	1:19.314	+4.926	11:25:05.873
2	1:15.447	+1.059	11:26:21.320
3	1:14.988	+0.600	11:27:36.308
4	1:14.403	+0.015	11:28:50.711
5	1:14.513	+0.125	11:30:05.224
6	1:14.581	+0.193	11:31:19.805
7	1:14.388		11:32:34.193
8	1:15.167	+0.779	11:33:49.360
9	1:14.833	+0.445	11:35:04.193
10	1:15.190	+0.802	11:36:19.383
11	1:16.531	+2.143	11:37:35.914

(18) Tom Webb			
1	1:19.661	+5.577	11:25:06.284
2	1:15.360	+1.276	11:26:21.644
3	1:14.856	+0.772	11:27:36.500
4	1:14.932	+0.848	11:28:51.432
5	1:14.084		11:30:05.516
6	1:14.733	+0.649	11:31:20.249
7	1:14.509	+0.425	11:32:34.758
8	1:14.969	+0.885	11:33:49.727
9	1:15.011	+0.927	11:35:04.738
10	1:14.808	+0.724	11:36:19.546
11	1:16.426	+2.342	11:37:35.972

(47) Les Liney			
1	1:21.629	+7.962	11:25:08.535
2	1:16.195	+2.528	11:26:24.730
3	1:15.516	+1.849	11:27:40.246
4	1:15.424	+1.757	11:28:55.670
5	1:15.193	+1.526	11:30:10.863
6	1:15.600	+1.933	11:31:26.463
7	1:14.371	+0.704	11:32:40.834
8	1:13.667		11:33:54.501
9	1:14.748	+1.081	11:35:09.249
10	1:14.659	+0.992	11:36:23.908
11	1:13.879	+0.212	11:37:37.787

(96) Callum O'Shea			
1	1:20.446	+5.608	11:25:07.535
2	1:15.800	+0.962	11:26:23.335
3	1:16.167	+1.329	11:27:39.502
4	1:15.522	+0.684	11:28:55.024
5	1:15.561	+0.723	11:30:10.585
6	1:15.673	+0.835	11:31:26.258
7	1:15.350	+0.512	11:32:41.608
8	1:14.838		11:33:56.446

(41) Colin Thompson			
9	1:15.451	+0.613	11:35:11.897
10	1:15.159	+0.321	11:36:27.056
11	1:15.593	+0.755	11:37:42.649
(22) Lee Powell			
1	1:20.814	+5.472	11:25:08.042
2	1:16.554	+1.212	11:26:24.596
3	1:15.479	+0.137	11:27:40.075
4	1:17.563	+2.221	11:28:57.638
5	1:15.601	+0.259	11:30:13.239
6	1:15.993	+0.651	11:31:29.232
7	1:15.501	+0.159	11:32:44.733
8	1:15.342		11:34:00.075
9	1:15.931	+0.589	11:35:16.006
10	1:16.155	+0.813	11:36:32.161
11	1:16.730	+1.388	11:37:48.891

(171) Jimmy Nixon			
1	1:22.686	+6.013	11:25:10.336
2	1:17.962	+1.289	11:26:28.298
3	1:17.027	+0.354	11:27:45.325
4	1:17.579	+0.906	11:29:02.904
5	1:17.131	+0.458	11:30:20.035
6	1:16.688	+0.015	11:31:36.723
7	1:16.673		11:32:53.396
8	1:17.322	+0.649	11:34:10.718
9	1:17.549	+0.876	11:35:28.267
10	1:17.924	+1.251	11:36:46.191

(64) Chris Dixon			
1	1:23.824	+5.455	11:25:11.311
2	1:21.677	+3.308	11:26:32.988
3	1:19.563	+1.194	11:27:52.551
4	1:19.152	+0.783	11:29:11.703
5	1:18.369		11:30:30.072
6	1:18.390	+0.021	11:31:48.462
7	1:18.461	+0.092	11:33:06.923
8	1:18.918	+0.549	11:34:25.841
9	1:19.057	+0.688	11:35:44.898
10	1:20.047	+1.678	11:37:04.945

(35) Dave Milling			
1	1:24.372	+5.655	11:25:12.626
2	1:20.880	+2.163	11:26:33.506
3	1:19.341	+0.624	11:27:52.847
4	1:19.422	+0.705	11:29:12.269
5	1:19.879	+1.162	11:30:32.148
6	1:18.717		11:31:50.865
7	1:18.755	+0.038	11:33:09.620

(51) Charlie Flett			
8	1:19.028	+0.311	11:34:28.648
9	1:20.130	+1.413	11:35:48.778
10	1:21.736	+3.019	11:37:10.514
(2) Peter Baker			
1	1:23.341	+4.565	11:25:11.441
2	1:19.720	+0.944	11:26:31.161
3	1:20.706	+1.930	11:27:51.867
4	1:21.573	+2.797	11:29:13.440
5	1:19.216	+0.440	11:30:32.656
6	1:19.384	+0.608	11:31:52.040
7	1:18.776		11:33:10.816
8	1:19.737	+0.961	11:34:30.553
9	1:20.445	+1.669	11:35:50.998
10	1:19.927	+1.151	11:37:10.925

(7) Alex Symon			
1	1:15.513	+5.256	11:25:00.934
2	1:11.688	+1.431	11:26:12.622
3	1:11.959	+1.702	11:27:24.581
4	1:11.307	+1.050	11:28:35.888
5	1:10.955	+0.698	11:29:46.843
6	1:10.257		11:30:57.100
7	1:10.451	+0.194	11:32:07.551
8	1:10.682	+0.425	11:33:18.233
9	1:10.761	+0.504	11:34:28.994
10	1:11.458	+1.201	11:35:40.452

(66) Mark Buckley			
1	1:17.421	+6.354	11:25:03.293
2	1:12.888	+1.821	11:26:16.181
3	1:11.955	+0.888	11:27:28.136
4	1:11.676	+0.609	11:28:39.812
5	1:11.067		11:29:50.879
6	1:11.649	+0.582	11:31:02.528
7	1:11.219	+0.152	11:32:13.747
8	1:11.644	+0.577	11:33:25.391

Timekeeper

Race Director

Weather / Track : Sunny / Dry

www.sportstimingsservices.co.uk





Thundersport GB - Rounds 5 and 6

Sorted on Laps

Morello Services Thundersport GP1

Anglesey Circuit 1.550 Miles

Race 13

08/05/2011 14:56

Race started at 14:56:53

Pos	No.	Name	Bike	CC	Laps	Total Tm	Diff	Best Tm	Best Speed	Avg. Speed
1	30	Ian Mackman	Suzuki	1000S	12	14:16.057		1:10.377	79.287	78.219
2	99	Michael Robertson	Kawasaki	1000S	12	14:19.063	3.006	1:10.506	79.142	77.945
3	2	Peter Baker	Suzuki	1000	12	14:21.224	5.167	1:10.519	79.128	77.750
4	1	Philip Crowe	BMW	1000	12	14:22.935	6.878	1:09.712	80.044	77.596
5	71	Joel Morris	Ducati	1098T	12	14:23.131	7.074	1:10.772	78.845	77.578
6	157	Angelo DeRosa	Suzuki	1000S	12	14:25.258	9.201	1:11.010	78.580	77.387
7	111	Alex Heaton	Ducati	1198S	12	14:33.971	17.914	1:10.823	78.788	76.616
8	127	Peter Wilson	Suzuki	1000	12	14:37.290	21.233	1:11.207	78.363	76.326
9	95	Jamie Wilkins	Kawasaki	1000S	12	14:38.991	22.934	1:12.004	77.496	76.178
10	100	Jenny Tinmouth	Aprilia	RSV4 100i	12	14:40.126	24.069	1:12.034	77.463	76.080
11	66	Mark Buckley	Kawasaki	1000	12	14:42.318	26.261	1:12.160	77.328	75.891
12	46	Greg Lewis	Yamaha	1000	12	14:43.112	27.055	1:11.984	77.517	75.823
13	38	Scot Adam	Ducati	1098T	12	14:43.885	27.828	1:12.142	77.347	75.756
14	21	Chris Barnes	Aprilia	1000S	12	14:46.797	30.740	1:12.341	77.135	75.508
15	77	Lee Reveley	Ducati	1098T	12	14:55.355	39.298	1:12.886	76.558	74.786
16	84	Dave Twyford	Yamaha	1000S	12	14:55.735	39.678	1:12.735	76.717	74.754
17	72	Shay Burton	Suzuki	1000S	12	14:56.257	40.200	1:12.722	76.731	74.711
18	18	Tom Webb	Suzuki	1000S	12	14:59.038	42.981	1:13.104	76.330	74.480
19	3	Kevin Sweeney	Suzuki	1000	12	15:01.949	45.892	1:13.214	76.215	74.239
20	96	Callum O'Shea	Honda	1000	12	15:06.938	50.881	1:14.256	75.145	73.831
21	47	Les Liney	Ducati	1098T	12	15:07.142	51.085	1:13.386	76.036	73.814
22	41	Colin Thompson	BMW	1000S	12	15:24.207	1:08.150	1:15.419	73.987	72.451
23	35	Dave Milling	Aprilia	1000T	12	15:29.348	1:13.291	1:15.686	73.726	72.051
24	171	Jimmy Nixon	Honda	1000S	11	14:22.590	1 Lap	1:16.284	73.148	71.158
25	64	Chris Dixon	Aprilia	1000T	11	14:41.272	1 Lap	1:18.388	71.184	69.649
26	51	Charlie Flett	Ducati	1098T	11	14:45.166	1 Lap	1:18.480	71.101	69.343

Not classified

DNF	5	Jonny Heginbotham	Suzuki	1000	7	8:38.547	DNF	1:12.321	77.156	75.326
DNF	12	Tony Rainford	Yamaha	1000	6	7:41.972	DNF	1:14.554	74.845	72.472
DNF	22	Lee Powell	Aprilia	1000T	4	5:18.655	DNF	1:16.436	73.002	70.044

Margin of Victory	Avg. Speed	Best Lap Tm	Best Speed	Best Lap by
3.006	78.219	1:09.712	80.044	1 - Philip Crowe

Timekeeper

Race Director

Weather / Track : Sunny / Dry

www.sportstimservices.co.uk



Printed: 08/05/2011 15:21:05



Thundersport GB - Rounds 5 and 6

Lapchart

Morello Services Thundersport GP1

Anglesey Circuit 1.550 Miles

Race 13

08/05/2011 14:56

Race started at 14:56:53

Competitors

	Laps												
	0	1	2	3	4	5	6	7	8	9	10	11	12
Ian Mackman (30)	1	30	1	1	1	1	1	30	30	30	30	30	30
Joel Morris (71)	2	71	99	99	30	30	30	99	99	99	99	99	99
Michael Robertson (99)	3	99	30	30	99	99	99	1	1	1	1	2	2
Angelo DeRosa (157)	4	157	71	71	2	2	2	2	2	2	2	1	1
Philip Crowe (1)	5	1	2	2	71	71	71	71	71	71	71	71	71
Peter Baker (2)	6	2	157	157	157	157	157	157	157	157	157	157	157
Jenny Tinmouth (100)	7	100	95	95	95	95	95	95	95	111	111	111	111
Peter Wilson (127)	8	127	5	5	100	100	100	100	127	95	127	127	127
Greg Lewis (46)	9	46	100	100	111	5	5	127	127	111	127	95	95
Scot Adam (38)	10	38	127	111	5	111	111	111	100	100	100	100	100
Jamie Wilkins (95)	11	95	111	127	127	127	127	5	5	66	66	66	66
Lee Reveley (77)	12	77	46	66	66	66	66	66	46	46	46	46	46
Jonny Heginbotham (5)	13	5	66	38	38	38	46	46	46	38	38	38	38
Dave Twyford (84)	14	84	38	21	46	46	38	38	38	21	21	21	21
Mark Buckley (66)	15	66	21	46	21	21	21	21	77	77	77	77	77
Tony Rainford (12)	16	12	84	18	18	18	77	77	77	84	84	84	84
Tom Webb (18)	17	18	18	77	77	77	18	18	84	18	18	18	72
Shay Burton (72)	18	72	77	84	84	84	84	84	18	72	72	18	18
Alex Heaton (111)	19	111	96	96	72	72	72	72	3	3	3	3	3
Les Liney (47)	20	47	72	72	96	96	96	96	3	96	96	96	96
Colin Thompson (41)	21	41	12	12	12	3	3	3	96	47	47	47	47
Chris Barnes (21)	22	21	3	3	3	12	12	47	47	41	41	41	41
Callum O'Shea (96)	23	96	47	47	47	47	47	12	41	35	35	35	35
Kevin Sweeney (3)	24	3	41	41	41	41	41	41	35	171	171	171	171
Jimmy Nixon (171)	25	171	22	22	22	22	35	35	171	64	64	64	64
Chris Dixon (64)	26	64	35	35	35	35	171	171	64	51	51	51	51
Lee Powell (22)	27	22	64	171	171	171	64	64	51				
Charlie Flett (51)	28	51	51	51	64	64	51	51					
Dave Milling (35)	29	35	171	64	51	51							

Timekeeper

Race Director

Weather / Track : Sunny / Dry

www.sportstimingsservices.co.uk

Printed: 08/05/2011 15:21:55





Thundersport GB - Rounds 5 and 6

Morello Services Thundersport GP1

Anglesey Circuit 1.550 Miles

Race 13

08/05/2011 14:56

Race started at 14:56:53

Lap	Lap Tm	Diff	Time of Day
(30) Ian Mackman			
1	1:18.695	+8.318	14:58:12.436
2	1:10.553	+0.176	14:59:22.989
3	1:10.486	+0.109	15:00:33.475
4	1:10.377		15:01:43.852
5	1:10.434	+0.057	15:02:54.286
6	1:10.828	+0.451	15:04:05.114
7	1:10.670	+0.293	15:05:15.784
8	1:10.515	+0.138	15:06:26.299
9	1:11.012	+0.635	15:07:37.311
10	1:10.616	+0.239	15:08:47.927
11	1:10.738	+0.361	15:09:58.665
12	1:11.133	+0.756	15:11:09.798
(99) Michael Robertson			
1	1:18.315	+7.809	14:58:12.191
2	1:10.628	+0.122	14:59:22.819
3	1:10.866	+0.360	15:00:33.685
4	1:10.506		15:01:44.191
5	1:10.810	+0.304	15:02:55.001
6	1:10.654	+0.148	15:04:05.655
7	1:10.729	+0.223	15:05:16.384
8	1:10.770	+0.264	15:06:27.154
9	1:11.292	+0.786	15:07:38.446
10	1:11.105	+0.599	15:08:49.551
11	1:11.613	+1.107	15:10:01.164
12	1:11.640	+1.134	15:11:12.804
(2) Peter Baker			
1	1:14.319	+3.800	14:58:13.679
2	1:11.226	+0.707	14:59:24.905
3	1:11.360	+0.841	15:00:36.265
4	1:11.182	+0.663	15:01:47.447
5	1:10.686	+0.167	15:02:58.133
6	1:11.077	+0.558	15:04:09.210
7	1:11.261	+0.742	15:05:20.471
8	1:11.054	+0.535	15:06:31.525
9	1:11.148	+0.629	15:07:42.673
10	1:10.519		15:08:53.192
11	1:10.550	+0.031	15:10:03.742
12	1:11.223	+0.704	15:11:14.965
(1) Philip Crowe			
1	1:12.354	+2.642	14:58:11.473
2	1:09.712		14:59:21.185
3	1:10.055	+0.343	15:00:31.240
4	1:11.082	+1.370	15:01:42.322
5	1:10.873	+1.161	15:02:53.195
6	1:11.471	+1.759	15:04:04.666
7	1:12.026	+2.314	15:05:16.692
8	1:12.063	+2.351	15:06:28.755
9	1:11.567	+1.855	15:07:40.322
10	1:12.198	+2.486	15:08:52.520
11	1:12.398	+2.686	15:10:04.918
12	1:11.758	+2.046	15:11:16.676
(71) Joel Morris			
1	1:19.500	+8.728	14:58:13.325
2	1:11.386	+0.614	14:59:24.711
3	1:11.690	+0.918	15:00:36.401

Lap	Lap Tm	Diff	Time of Day
4	1:11.559	+0.787	15:01:47.960
5	1:11.022	+0.250	15:02:58.982
6	1:11.248	+0.476	15:04:10.230
7	1:11.038	+0.266	15:05:21.268
8	1:10.772		15:06:32.040
9	1:11.062	+0.290	15:07:43.102
10	1:11.036	+0.264	15:08:54.138
11	1:11.022	+0.250	15:10:05.160
12	1:11.712	+0.940	15:11:16.872
(157) Angelo DeRosa			
1	1:17.682	+6.672	14:58:14.458
2	1:11.120	+0.110	14:59:25.578
3	1:11.209	+0.199	15:00:36.787
4	1:12.271	+1.261	15:01:49.058
5	1:11.048	+0.038	15:03:00.106
6	1:11.156	+0.146	15:04:11.262
7	1:11.010		15:05:22.272
8	1:11.062	+0.052	15:06:33.334
9	1:11.187	+0.177	15:07:44.521
10	1:11.774	+0.764	15:08:56.295
11	1:11.251	+0.241	15:10:07.546
12	1:11.453	+0.443	15:11:18.999
(111) Alex Heaton			
1	1:15.986	+5.163	14:58:16.832
2	1:11.932	+1.109	14:59:28.764
3	1:12.025	+1.202	15:00:40.789
4	1:13.023	+2.200	15:01:53.812
5	1:12.534	+1.711	15:03:06.346
6	1:12.829	+2.006	15:04:19.175
7	1:12.541	+1.718	15:05:31.716
8	1:11.739	+0.916	15:06:43.455
9	1:11.356	+0.533	15:07:54.811
10	1:10.823		15:09:05.634
11	1:10.928	+0.105	15:10:16.562
12	1:11.150	+0.327	15:11:27.712
(127) Peter Wilson			
1	1:16.570	+5.363	14:58:16.324
2	1:12.585	+1.378	14:59:28.909
3	1:12.848	+1.641	15:00:41.757
4	1:12.259	+1.052	15:01:54.016
5	1:12.514	+1.307	15:03:06.530
6	1:12.318	+1.111	15:04:18.848
7	1:12.489	+1.282	15:05:31.337
8	1:11.869	+0.662	15:06:43.206
9	1:12.396	+1.189	15:07:55.602
10	1:12.075	+0.868	15:09:07.677
11	1:11.207		15:10:18.884
12	1:12.147	+0.940	15:11:31.031
(95) Jamie Wilkins			
1	1:14.855	+2.851	14:58:14.953
2	1:12.823	+0.819	14:59:27.776
3	1:12.404	+0.400	15:00:40.180
4	1:12.759	+0.755	15:01:52.939
5	1:12.680	+0.676	15:03:05.619
6	1:12.759	+0.755	15:04:18.378
7	1:12.386	+0.382	15:05:30.764
8	1:12.118	+0.114	15:06:42.882

Lap	Lap Tm	Diff	Time of Day
9	1:12.459	+0.455	15:07:55.341
10	1:12.595	+0.591	15:09:07.936
11	1:12.004		15:10:19.940
12	1:12.792	+0.788	15:11:32.732
(100) Jenny Tinmouth			
1	1:16.497	+4.463	14:58:16.015
2	1:12.282	+0.248	14:59:28.297
3	1:12.148	+0.114	15:00:40.445
4	1:12.719	+0.685	15:01:53.164
5	1:12.745	+0.711	15:03:05.909
6	1:12.631	+0.597	15:04:18.540
7	1:12.424	+0.390	15:05:30.964
8	1:12.948	+0.914	15:06:43.912
9	1:12.034		15:07:55.946
10	1:12.249	+0.215	15:09:08.195
11	1:13.143	+1.109	15:10:21.338
12	1:12.529	+0.495	15:11:33.867
(66) Mark Buckley			
1	1:16.764	+4.604	14:58:17.197
2	1:12.823	+0.663	14:59:30.020
3	1:12.160		15:00:42.180
4	1:12.339	+0.179	15:01:54.519
5	1:12.180	+0.020	15:03:06.699
6	1:12.863	+0.703	15:04:19.562
7	1:13.000	+0.840	15:05:32.562
8	1:12.543	+0.383	15:06:45.105
9	1:12.494	+0.334	15:07:57.599
10	1:12.614	+0.454	15:09:10.213
11	1:12.911	+0.751	15:10:23.124
12	1:12.935	+0.775	15:11:36.059
(46) Greg Lewis			
1	1:16.989	+5.005	14:58:16.932
2	1:14.704	+2.720	14:59:31.636
3	1:12.354	+0.370	15:00:43.990
4	1:12.748	+0.764	15:01:56.738
5	1:12.469	+0.485	15:03:09.207
6	1:11.984		15:04:21.191
7	1:12.134	+0.150	15:05:33.325
8	1:12.335	+0.351	15:06:45.660
9	1:12.727	+0.743	15:07:58.387
10	1:12.648	+0.664	15:09:11.035
11	1:12.875	+0.891	15:10:23.910
12	1:12.943	+0.959	15:11:36.853
(38) Scot Adam			
1	1:17.351	+5.209	14:58:17.390
2	1:13.551	+1.409	14:59:30.941
3	1:12.639	+0.497	15:00:43.580
4	1:12.687	+0.545	15:01:56.267
5	1:13.308	+1.166	15:03:09.575
6	1:12.511	+0.369	15:04:22.086
7	1:12.142		15:05:34.228
8	1:12.254	+0.112	15:06:46.482
9	1:12.475	+0.333	15:07:58.957
10	1:12.366	+0.224	15:09:11.323
11	1:12.808	+0.666	15:10:24.131
12	1:13.495	+1.353	15:11:37.626

Timekeeper

Race Director

Weather / Track : Sunny / Dry

www.sportstimingsservices.co.uk





Thundersport GB - Rounds 5 and 6

Morello Services Thundersport GP1

Anglesey Circuit 1.550 Miles

Race 13

08/05/2011 14:56

Race started at 14:56:53

Lap	Lap Tm	Diff	Time of Day
(21) Chris Barnes			
1	1:16.557	+4.216	14:58:17.750
2	1:13.479	+1.138	14:59:31.229
3	1:13.300	+0.959	15:00:44.529
4	1:12.765	+0.424	15:01:57.294
5	1:13.152	+0.811	15:03:10.446
6	1:12.341		15:04:22.787
7	1:12.549	+0.208	15:05:35.336
8	1:12.507	+0.166	15:06:47.843
9	1:13.151	+0.810	15:08:00.994
10	1:12.700	+0.359	15:09:13.694
11	1:13.298	+0.957	15:10:26.992
12	1:13.546	+1.205	15:11:40.538

Lap	Lap Tm	Diff	Time of Day
(77) Lee Reveley			
1	1:18.334	+5.448	14:58:18.547
2	1:13.675	+0.789	14:59:32.222
3	1:13.216	+0.330	15:00:45.438
4	1:12.886		15:01:58.324
5	1:13.625	+0.739	15:03:11.949
6	1:13.424	+0.538	15:04:25.373
7	1:12.958	+0.072	15:05:38.331
8	1:13.498	+0.612	15:06:51.829
9	1:14.125	+1.239	15:08:05.954
10	1:14.074	+1.188	15:09:20.028
11	1:14.409	+1.523	15:10:34.437
12	1:14.659	+1.773	15:11:49.096

Lap	Lap Tm	Diff	Time of Day
(84) Dave Twyford			
1	1:17.804	+5.069	14:58:18.179
2	1:14.583	+1.848	14:59:32.762
3	1:13.716	+0.981	15:00:46.478
4	1:13.447	+0.712	15:01:59.925
5	1:13.787	+1.052	15:03:13.712
6	1:14.032	+1.297	15:04:27.744
7	1:13.073	+0.338	15:05:40.817
8	1:13.899	+1.164	15:06:54.716
9	1:12.735		15:08:07.451
10	1:13.254	+0.519	15:09:20.705
11	1:14.139	+1.404	15:10:34.844
12	1:14.632	+1.897	15:11:49.476

Lap	Lap Tm	Diff	Time of Day
(72) Shay Burton			
1	1:18.709	+5.987	14:58:19.546
2	1:15.453	+2.731	14:59:34.999
3	1:13.682	+0.960	15:00:48.681
4	1:13.593	+0.871	15:02:02.274
5	1:13.815	+1.093	15:03:16.089
6	1:13.531	+0.809	15:04:29.620
7	1:13.261	+0.539	15:05:42.881
8	1:13.691	+0.969	15:06:56.572
9	1:13.429	+0.707	15:08:10.001
10	1:13.782	+1.060	15:09:23.783
11	1:13.493	+0.771	15:10:37.276
12	1:12.722		15:11:49.998

Lap	Lap Tm	Diff	Time of Day
(18) Tom Webb			
1	1:17.702	+4.598	14:58:18.287
2	1:13.676	+0.572	14:59:31.963
3	1:13.104		15:00:45.067
4	1:13.245	+0.141	15:01:58.312

Lap	Lap Tm	Diff	Time of Day
5	1:14.682	+1.578	15:03:12.994
6	1:14.220	+1.116	15:04:27.214
7	1:14.337	+1.233	15:05:41.551
8	1:14.216	+1.112	15:06:55.767
9	1:14.033	+0.929	15:08:09.800
10	1:13.811	+0.707	15:09:23.611
11	1:14.727	+1.623	15:10:38.338
12	1:14.441	+1.337	15:11:52.779

Lap	Lap Tm	Diff	Time of Day
(3) Kevin Sweeney			
1	1:19.025	+5.811	14:58:20.412
2	1:15.431	+2.217	14:59:35.843
3	1:15.040	+1.826	15:00:50.883
4	1:14.545	+1.331	15:02:05.428
5	1:14.039	+0.825	15:03:19.467
6	1:14.139	+0.925	15:04:33.606
7	1:13.940	+0.726	15:05:47.546
8	1:13.738	+0.524	15:07:01.284
9	1:13.936	+0.722	15:08:15.220
10	1:14.013	+0.799	15:09:29.233
11	1:13.214		15:10:42.447
12	1:13.243	+0.029	15:11:55.690

Lap	Lap Tm	Diff	Time of Day
(96) Callum O'Shea			
1	1:18.193	+3.937	14:58:19.395
2	1:15.594	+1.338	14:59:34.989
3	1:14.911	+0.655	15:00:49.900
4	1:14.538	+0.282	15:02:04.438
5	1:14.442	+0.186	15:03:18.880
6	1:14.346	+0.090	15:04:33.226
7	1:15.114	+0.858	15:05:48.340
8	1:14.256		15:07:02.596
9	1:14.454	+0.198	15:08:17.050
10	1:14.482	+0.226	15:09:31.532
11	1:14.433	+0.177	15:10:45.965
12	1:14.714	+0.458	15:12:00.679

Lap	Lap Tm	Diff	Time of Day
(47) Les Liney			
1	1:19.805	+6.419	14:58:20.750
2	1:15.422	+2.036	14:59:36.172
3	1:14.811	+1.425	15:00:50.983
4	1:15.133	+1.747	15:02:06.116
5	1:14.429	+1.043	15:03:20.545
6	1:13.386		15:04:33.931
7	1:14.737	+1.351	15:05:48.668
8	1:14.137	+0.751	15:07:02.805
9	1:14.442	+1.056	15:08:17.247
10	1:14.822	+1.436	15:09:32.069
11	1:14.210	+0.824	15:10:46.279
12	1:14.604	+1.218	15:12:00.883

Lap	Lap Tm	Diff	Time of Day
(41) Colin Thompson			
1	1:20.404	+4.985	14:58:21.597
2	1:15.419		14:59:37.016
3	1:15.658	+0.239	15:00:52.674
4	1:16.580	+1.161	15:02:09.254
5	1:16.138	+0.719	15:03:25.392
6	1:16.013	+0.594	15:04:41.405
7	1:15.907	+0.488	15:05:57.312
8	1:15.987	+0.568	15:07:13.299
9	1:16.018	+0.599	15:08:29.317

Lap	Lap Tm	Diff	Time of Day
10	1:16.935	+1.516	15:09:46.252
11	1:15.938	+0.519	15:11:02.190
12	1:15.758	+0.339	15:12:17.948

Lap	Lap Tm	Diff	Time of Day
(35) Dave Milling			
1	1:21.602	+5.916	14:58:23.500
2	1:17.385	+1.699	14:59:40.885
3	1:16.266	+0.580	15:00:57.151
4	1:16.139	+0.453	15:02:13.290
5	1:16.703	+1.017	15:03:29.993
6	1:16.751	+1.065	15:04:46.744
7	1:16.111	+0.425	15:06:02.855
8	1:15.926	+0.240	15:07:18.781
9	1:16.030	+0.344	15:08:34.811
10	1:16.196	+0.510	15:09:51.007
11	1:16.396	+0.710	15:11:07.403
12	1:15.686		15:12:23.089

Lap	Lap Tm	Diff	Time of Day
(171) Jimmy Nixon			
1	1:22.952	+6.668	14:58:24.591
2	1:18.432	+2.148	14:59:43.023
3	1:17.247	+0.963	15:01:00.270
4	1:16.953	+0.669	15:02:17.223
5	1:17.300	+1.016	15:03:34.523
6	1:16.284		15:04:50.807
7	1:16.806	+0.522	15:06:07.613
8	1:16.851	+0.567	15:07:24.464
9	1:16.535	+0.251	15:08:40.999
10	1:17.571	+1.287	15:09:58.570
11	1:17.761	+1.477	15:11:16.331

Lap	Lap Tm	Diff	Time of Day
(64) Chris Dixon			
1	1:22.523	+4.135	14:58:24.176
2	1:20.351	+1.963	14:59:44.527
3	1:19.494	+1.106	15:01:04.021
4	1:19.079	+0.691	15:02:23.100
5	1:19.811	+1.423	15:03:42.911
6	1:18.773	+0.385	15:05:01.684
7	1:18.661	+0.273	15:06:20.345
8	1:18.496	+0.108	15:07:38.841
9	1:19.147	+0.759	15:08:57.988
10	1:18.637	+0.249	15:10:16.625
11	1:18.388		15:11:35.013

Lap	Lap Tm	Diff	Time of Day
(51) Charlie Flett			
1	1:22.592	+4.112	14:58:24.378
2	1:19.584	+1.104	14:59:43.962
3	1:20.490	+2.010	15:01:04.452
4	1:19.219	+0.739	15:02:23.671
5	1:19.609	+1.129	15:03:43.280
6	1:18.709	+0.229	15:05:01.989
7	1:18.801	+0.321	15:06:20.790
8	1:20.548	+2.068	15:07:41.338
9	1:18.920	+0.440	15:09:00.258
10	1:18.480		15:10:18.738
11	1:20.169	+1.689	15:11:38.907

Lap	Lap Tm	Diff	Time of Day
(5) Jonny Heginbotham			
1	1:15.492	+3.171	14:58:15.718
2	1:12.321		14:59:28.039
3	1:13.024	+0.703	15:00:41.063

Timekeeper

Race Director

Weather / Track : Sunny / Dry

www.sportstimingsservices.co.uk

Printed: 08/05/2011 15:24:27





Thundersport GB - Rounds 5 and 6


Morello Services Thundersport GP1

Anglesey Circuit 1.550 Miles

Race 13

08/05/2011 14:56

Race started at 14:56:53



Lap	Lap Tm	Diff	Time of Day
4	1:12.517	+0.196	15:01:53.580
5	1:12.710	+0.389	15:03:06.290
6	1:13.045	+0.724	15:04:19.335
7	1:12.953	+0.632	15:05:32.288

(12) Tony Rainford

1	1:19.622	+5.068	14:58:20.144
2	1:15.580	+1.026	14:59:35.724
3	1:14.784	+0.230	15:00:50.508
4	1:15.389	+0.835	15:02:05.897
5	1:14.554		15:03:20.451
6	1:15.262	+0.708	15:04:35.713

(22) Lee Powell

1	1:20.240	+3.804	14:58:21.941
2	1:17.181	+0.745	14:59:39.122
3	1:16.838	+0.402	15:00:55.960
4	1:16.436		15:02:12.396

Lap Lap Tm Diff Time of Day

Lap Lap Tm Diff Time of Day

Timekeeper

Race Director

Weather / Track : Sunny / Dry

www.sportstimeservices.co.uk

Printed: 08/05/2011 15:24:27





Thundersport GB - Rounds 5 and 6

Sorted on Best Lap time

MAL Formula 600

Anglesey Circuit 1.550 Miles

Qualifying

07/05/2011 10:22

Qualifying started at 10:22:14

Pos	No.	Name	Bike	CC	Best Tm	Best Speed	Diff	In Lap	2nd Best
1	34	Chris Mort	Triumph	675	1:09.675	80.086		6	1:09.728
2	14	Ben Field	Honda	600	1:10.192	79.496	0.517	14	1:10.605
3	22	Richard McNeil	Suzuki	600	1:10.350	79.318	0.675	14	1:10.979
4	11	Ben Scranage	Triumph	675	1:10.805	78.808	1.130	14	1:10.900
5	16	Craig Sproston	Yamaha	600	1:10.870	78.736	1.195	4	1:10.898
6	51	Adam Oliver	Honda	600	1:11.638	77.892	1.963	6	1:11.771
7	17	Adam Robinson	Triumph	675	1:12.340	77.136	2.665	10	1:12.377
8	61	William Heginbotham	Yamaha	600	1:12.583	76.878	2.908	9	1:13.131
9	52	James Cowton	Triumph	675	1:12.593	76.867	2.918	12	1:12.785
10	5	Jonny Heginbotham	Honda	600	1:13.107	76.326	3.432	11	1:13.186
11	8	Peter Sutherland	Kawasaki	600	1:13.409	76.012	3.734	8	1:13.651
12	66	Mark Buckley	Kawasaki	600	1:14.035	75.370	4.360	9	1:14.265
13	96	Callum O'Shea	Honda	600	1:14.213	75.189	4.538	13	1:14.388
14	43	Chris Wilkinson	Yamaha	600	1:14.599	74.800	4.924	3	1:14.931
15	212	Pete Weston	Kawasaki	600	1:14.943	74.457	5.268	9	1:15.082
16	21	Simon Critchlow	Triumph	675	1:17.121	72.354	7.446	10	1:17.127
17	80	Mark Cooper	Kawasaki	600	1:18.368	71.203	8.693	4	1:18.476
18	122	Tim Daisley	Triumph	675	1:19.098	70.545	9.423	9	1:19.289

Timekeeper

Clerk of Course

Weather / Track : Overcast / Dry

www.sportstimeservices.co.uk

Printed: 07/05/2011 10:43:59





Thundersport GB - Rounds 5 and 6

MAL Formula 600

Anglesey Circuit 1.550 Miles

Race 5 Superpole

07/05/2011

Race

POLE POSITION

4 11 8	3 22 7	2 14 6	1 34 5	1
61 12	17 11	51 10	16 9	2
66 16	8 15	5 14	52 13	3
21	212	43 18	96 17	4
		122	80	5

Timekeeper

Clerk of Course

Weather / Track :

www.sportstimeservices.co.uk

Printed: 07/05/2011 10:46:20





Thundersport GB - Rounds 5 and 6

Sorted on Laps

MAL Formula 600

Anglesey Circuit 1.550 Miles

Race 5 Superpole

07/05/2011 14:28

Race started at 14:28:28

Pos	No.	Name	Bike	CC	Laps	Total Tm	Diff	Best Tm	Best Speed	Avg. Speed
1	34	Chris Mort	Triumph	675	15	19:21.200		1:16.280	73.152	72.081
2	22	Richard McNeil	Suzuki	600	15	19:49.965	28.765	1:16.855	72.604	70.338
3	5	Jonny Heginbotham	Honda	600	15	19:50.824	29.624	1:17.070	72.402	70.287
4	16	Craig Sproston	Yamaha	600	15	20:09.541	48.341	1:18.372	71.199	69.200
5	66	Mark Buckley	Kawasaki	600	15	20:11.900	50.700	1:18.360	71.210	69.065
6	51	Adam Oliver	Honda	600	15	20:19.725	58.525	1:19.358	70.314	68.622
7	14	Ben Field	Honda	600	15	20:22.549	1:01.349	1:18.357	71.213	68.464
8	122	Tim Daisley	Triumph	675	15	20:39.145	1:17.945	1:19.159	70.491	67.547
9	96	Callum O'Shea	Honda	600	15	20:43.931	1:22.731	1:19.687	70.024	67.287
10	212	Pete Weston	Kawasaki	600	14	19:45.686	1 Lap	1:21.035	68.859	65.886
11	8	Peter Sutherland	Kawasaki	600	14	19:47.013	1 Lap	1:22.430	67.694	65.812
12	21	Simon Critchlow	Triumph	675	14	20:37.089	1 Lap	1:25.866	64.985	63.148
13	43	Chris Wilkinson	Yamaha	600	13	20:15.682	2 Laps	1:29.512	62.338	59.670

Not classified

DNF	61	William Heginbotham	Yamaha	600	2	2:59.751	DNF	1:24.422	66.097	62.086
DNF	11	Ben Scranage	Triumph	675		5.500	DNF	-	-	-
DNF	52	James Cowton	Triumph	675		6.511	DNF	-	-	-

Announcements

No. 14 & 66 - 10 Second Penalty - Jump Start

Margin of Victory	Avg. Speed	Best Lap Tm	Best Speed	Best Lap by
28.765	72.081	1:16.280	73.152	34 - Chris Mort

Timekeeper

Race Director

Weather / Track : Overcast / Drying

www.sportstimservices.co.uk



Printed: 07/05/2011 14:50:27



Thundersport GB - Rounds 5 and 6

Lapchart

MAL Formula 600

Anglesey Circuit 1.550 Miles

Race 5 Superpole

07/05/2011 14:28

Race started at 14:28:28

Competitors

Laps

	0	1	2	3	4	5	6	7	8	9	10	11	12	13	14	15
Ben Field (14)	14	34	34	34	34	34	34	34	34	34	34	34	34	34	34	34
Chris Mort (34)	34	51	51	66	66	66	66	22	22	22	22	22	22	22	5	22
Craig Sproston (16)	16	66	66	22	22	22	22	66	66	66	66	5	5	5	22	5
Richard McNeil (22)	22	5	22	51	51	51	5	5	5	5	5	66	66	66	66	66
Ben Scranage (11)	11	16	5	5	5	16	16	16	16	16	16	16	16	16	16	16
Adam Oliver (51)	51	22	16	16	16	5	51	51	51	51	51	51	14	14	14	14
James Cowton (52)	52	14	96	14	14	14	14	14	14	14	14	14	51	51	51	51
William Heginbotham (61)	61	61	61	122	122	122	122	122	122	122	122	122	122	122	122	122
Mark Buckley (66)	66	96	14	96	96	96	96	96	96	96	96	96	96	96	96	96
Jonny Heginbotham (5)	5	122	122	8	8	8	8	8	8	8	8	212	212	212	212	212
Peter Sutherland (8)	8	8	8	212	212	212	212	212	212	212	212	8	8	8	8	8
Callum O'Shea (96)	96	212	212	21	21	21	21	21	21	21	21	21	21	21	21	21
Pete Weston (212)	212	43	21	43	43	43	43	43	43	43	43	43	43	43	43	43
Simon Critchlow (21)	21	21	43													
Tim Daisley (122)	122															
Chris Wilkinson (43)	43															

Timekeeper

Race Director

Weather / Track : Overcast / Drying

www.sportstimeservices.co.uk

Printed: 07/05/2011 14:56:20





Thundersport GB - Rounds 5 and 6

MAL Formula 600

Anglesey Circuit 1.550 Miles

Race 5 Superpole

07/05/2011 14:28

Race started at 14:28:28

Lap	Lap Tm	Diff	Time of Day
(34) Chris Mort			
1	1:26.646	+10.366	14:29:54.663
2	1:17.180	+0.900	14:31:11.843
3	1:16.818	+0.538	14:32:28.661
4	1:17.150	+0.870	14:33:45.811
5	1:16.684	+0.404	14:35:02.495
6	1:16.671	+0.391	14:36:19.166
7	1:16.580	+0.300	14:37:35.746
8	1:16.335	+0.055	14:38:52.081
9	1:16.663	+0.383	14:40:08.744
10	1:16.280		14:41:25.024
11	1:16.729	+0.449	14:42:41.753
12	1:16.766	+0.486	14:43:58.519
13	1:16.926	+0.646	14:45:15.445
14	1:16.558	+0.278	14:46:32.003
15	1:17.198	+0.918	14:47:49.201

Lap	Lap Tm	Diff	Time of Day
(22) Richard McNeil			
1	1:33.756	+16.901	14:30:01.872
2	1:19.875	+3.020	14:31:21.747
3	1:19.112	+2.257	14:32:40.859
4	1:18.869	+2.014	14:33:59.728
5	1:18.370	+1.515	14:35:18.098
6	1:18.322	+1.467	14:36:36.420
7	1:18.031	+1.176	14:37:54.451
8	1:18.265	+1.410	14:39:12.716
9	1:17.951	+1.096	14:40:30.667
10	1:19.015	+2.160	14:41:49.682
11	1:18.318	+1.463	14:43:08.000
12	1:17.710	+0.855	14:44:25.710
13	1:17.545	+0.690	14:45:43.255
14	1:17.856	+1.001	14:47:01.111
15	1:16.855		14:48:17.966

Lap	Lap Tm	Diff	Time of Day
(5) Jonny Heginbotham			
1	1:26.399	+9.329	14:30:01.301
2	1:21.365	+4.295	14:31:22.666
3	1:19.344	+2.274	14:32:42.010
4	1:19.228	+2.158	14:34:01.238
5	1:19.256	+2.186	14:35:20.494
6	1:18.981	+1.911	14:36:39.475
7	1:17.924	+0.854	14:37:57.399
8	1:18.290	+1.220	14:39:15.689
9	1:17.427	+0.357	14:40:33.116
10	1:18.670	+1.600	14:41:51.786
11	1:17.438	+0.368	14:43:09.224
12	1:17.070		14:44:26.294
13	1:17.197	+0.127	14:45:43.491
14	1:17.085	+0.015	14:47:00.576
15	1:18.249	+1.179	14:48:18.825

Lap	Lap Tm	Diff	Time of Day
(16) Craig Sproston			
1	1:33.481	+15.109	14:30:01.528
2	1:21.211	+2.839	14:31:22.739
3	1:19.303	+0.931	14:32:42.042
4	1:19.220	+0.848	14:34:01.262
5	1:19.221	+0.849	14:35:20.483
6	1:20.109	+1.737	14:36:40.592
7	1:18.372		14:37:58.964
8	1:18.925	+0.553	14:39:17.889

Lap	Lap Tm	Diff	Time of Day
9	1:18.802	+0.430	14:40:36.691
10	1:19.551	+1.179	14:41:56.242
11	1:20.678	+2.306	14:43:16.920
12	1:20.131	+1.759	14:44:37.051
13	1:19.589	+1.217	14:45:56.640
14	1:19.039	+0.667	14:47:15.679
15	1:21.863	+3.491	14:48:37.542

Lap	Lap Tm	Diff	Time of Day
(66) Mark Buckley			
1	1:25.775	+7.415	14:30:00.571
2	1:20.827	+2.467	14:31:21.398
3	1:18.360		14:32:39.758
4	1:19.017	+0.657	14:33:58.775
5	1:18.765	+0.405	14:35:17.540
6	1:18.523	+0.163	14:36:36.063
7	1:19.007	+0.647	14:37:55.070
8	1:18.855	+0.495	14:39:13.925
9	1:18.613	+0.253	14:40:32.538
10	1:18.615	+0.255	14:41:51.153
11	1:19.320	+0.960	14:43:10.473
12	1:19.372	+1.012	14:44:29.845
13	1:20.213	+1.853	14:45:50.058
14	1:19.578	+1.218	14:47:09.636
15	1:20.265	+1.905	14:48:29.901

Lap	Lap Tm	Diff	Time of Day
(51) Adam Oliver			
1	1:25.012	+5.654	14:29:59.116
2	1:21.540	+2.182	14:31:20.656
3	1:20.413	+1.055	14:32:41.069
4	1:19.559	+0.201	14:34:00.628
5	1:19.586	+0.228	14:35:20.214
6	1:21.377	+2.019	14:36:41.591
7	1:21.049	+1.691	14:38:02.640
8	1:21.072	+1.714	14:39:23.712
9	1:20.395	+1.037	14:40:44.107
10	1:19.358		14:42:03.465
11	1:20.001	+0.643	14:43:23.466
12	1:20.602	+1.244	14:44:44.068
13	1:20.489	+1.131	14:46:04.557
14	1:21.377	+2.019	14:47:25.934
15	1:21.792	+2.434	14:48:47.726

Lap	Lap Tm	Diff	Time of Day
(14) Ben Field			
1	1:34.990	+16.633	14:30:02.991
2	1:25.182	+6.825	14:31:28.173
3	1:21.431	+3.074	14:32:49.604
4	1:21.050	+2.693	14:34:10.654
5	1:19.374	+1.017	14:35:30.028
6	1:19.364	+1.007	14:36:49.392
7	1:19.028	+0.671	14:38:08.420
8	1:18.560	+0.203	14:39:26.980
9	1:19.364	+1.007	14:40:46.344
10	1:18.650	+0.293	14:42:04.994
11	1:18.705	+0.348	14:43:23.699
12	1:19.392	+1.035	14:44:43.091
13	1:18.357		14:46:01.448
14	1:18.462	+0.105	14:47:19.910
15	1:20.640	+2.283	14:48:40.550

Lap	Lap Tm	Diff	Time of Day
(122) Tim Daisley			
1	1:28.194	+9.035	14:30:04.963

Lap	Lap Tm	Diff	Time of Day
2	1:23.862	+4.703	14:31:28.825
3	1:21.658	+2.499	14:32:50.483
4	1:21.331	+2.172	14:34:11.814
5	1:21.957	+2.798	14:35:33.771
6	1:22.570	+3.411	14:36:56.341
7	1:23.057	+3.898	14:38:19.398
8	1:22.263	+3.104	14:39:41.661
9	1:22.463	+3.304	14:41:04.124
10	1:22.678	+3.519	14:42:26.802
11	1:21.374	+2.215	14:43:48.176
12	1:20.066	+0.907	14:45:08.242
13	1:19.794	+0.635	14:46:28.036
14	1:19.951	+0.792	14:47:47.987
15	1:19.159		14:49:07.146

Lap	Lap Tm	Diff	Time of Day
(96) Callum O'Shea			
1	1:28.563	+8.876	14:30:03.786
2	1:23.559	+3.872	14:31:27.345
3	1:24.231	+4.544	14:32:51.576
4	1:22.970	+3.283	14:34:14.546
5	1:22.606	+2.919	14:35:37.152
6	1:23.334	+3.647	14:37:00.486
7	1:21.511	+1.824	14:38:21.997
8	1:21.506	+1.819	14:39:43.503
9	1:21.014	+1.327	14:41:04.517
10	1:22.572	+2.885	14:42:27.089
11	1:21.443	+1.756	14:43:48.532
12	1:20.762	+1.075	14:45:09.294
13	1:19.687		14:46:28.981
14	1:20.082	+0.395	14:47:49.063
15	1:22.869	+3.182	14:49:11.932

Lap	Lap Tm	Diff	Time of Day
(212) Pete Weston			
1	1:31.369	+10.334	14:30:06.909
2	1:27.427	+6.392	14:31:34.336
3	1:25.826	+4.791	14:33:00.162
4	1:25.777	+4.742	14:34:25.939
5	1:24.585	+3.550	14:35:50.524
6	1:23.718	+2.683	14:37:14.242
7	1:23.462	+2.427	14:38:37.704
8	1:22.561	+1.526	14:40:00.265
9	1:21.757	+0.722	14:41:22.022
10	1:21.035		14:42:43.057
11	1:21.567	+0.532	14:44:04.624
12	1:23.281	+2.246	14:45:27.905
13	1:22.800	+1.765	14:46:50.705
14	1:22.982	+1.947	14:48:13.687

Lap	Lap Tm	Diff	Time of Day
(8) Peter Sutherland			
1	1:30.939	+8.509	14:30:05.924
2	1:26.638	+4.208	14:31:32.562
3	1:24.789	+2.359	14:32:57.351
4	1:24.830	+2.400	14:34:22.181
5	1:24.981	+2.551	14:35:47.162
6	1:23.861	+1.431	14:37:11.023
7	1:23.245	+0.815	14:38:34.268
8	1:22.910	+0.480	14:39:57.178
9	1:23.026	+0.596	14:41:20.204
10	1:22.430		14:42:42.634
11	1:23.996	+1.566	14:44:06.630
12	1:23.038	+0.608	14:45:29.668

Timekeeper

Race Director

Weather / Track : Raining / Damp

www.sportstimingsservices.co.uk

Printed: 07/05/2011 14:57:35





Thundersport GB - Rounds 5 and 6


MAL Formula 600

Anglesey Circuit 1.550 Miles

Race 5 Superpole

07/05/2011 14:28

Race started at 14:28:28



Lap	Lap Tm	Diff	Time of Day
13	1:22.774	+0.344	14:46:52.442
14	1:22.572	+0.142	14:48:15.014

(21) Simon Critchlow

1	1:34.728	+8.862	14:30:10.501
2	1:30.297	+4.431	14:31:40.798
3	1:30.165	+4.299	14:33:10.963
4	1:28.164	+2.298	14:34:39.127
5	1:26.534	+0.668	14:36:05.661
6	1:26.632	+0.766	14:37:32.293
7	1:26.725	+0.859	14:38:59.018
8	1:27.175	+1.309	14:40:26.193
9	1:26.666	+0.800	14:41:52.859
10	1:26.774	+0.908	14:43:19.633
11	1:26.647	+0.781	14:44:46.280
12	1:26.317	+0.451	14:46:12.597
13	1:25.866		14:47:38.463
14	1:26.627	+0.761	14:49:05.090

(43) Chris Wilkinson

1	1:29.512		14:30:09.827
2	1:32.353	+2.841	14:31:42.181
3	1:30.623	+1.111	14:33:12.804
4	1:31.394	+1.882	14:34:44.198
5	1:31.511	+1.999	14:36:15.709
6	1:30.966	+1.454	14:37:46.675
7	1:33.778	+4.266	14:39:20.453
8	1:31.995	+2.483	14:40:52.448
9	1:32.810	+3.298	14:42:25.258
10	1:33.795	+4.283	14:43:59.053
11	1:34.342	+4.830	14:45:33.395
12	1:34.255	+4.743	14:47:07.650
13	1:36.033	+6.521	14:48:43.683

(61) William Heginbotham

1	1:28.714	+4.292	14:30:03.330
2	1:24.422		14:31:27.752

Lap	Lap Tm	Diff	Time of Day
-----	--------	------	-------------

Lap	Lap Tm	Diff	Time of Day
-----	--------	------	-------------

Timekeeper

Race Director

Weather / Track : Raining / Damp

www.sportstimingsservices.co.uk

Printed: 07/05/2011 14:57:35





Thundersport GB - Rounds 5 and 6

Sorted on Laps

MAL Formula 600

Anglesey Circuit 1.550 Miles

Race 11

08/05/2011 14:20

Race started at 14:20:34

Pos	No.	Name	Bike	CC	Laps	Total Tm	Diff	Best Tm	Best Speed	Avg. Speed
1	34	Chris Mort	Triumph	675	12	14:07.633		1:09.652	80.113	78.996
2	16	Craig Sproston	Yamaha	600	12	14:18.331	10.698	1:10.361	79.305	78.012
3	22	Richard McNeil	Suzuki	600	12	14:22.925	15.292	1:11.156	78.419	77.597
4	51	Adam Oliver	Honda	600	12	14:30.065	22.432	1:11.300	78.261	76.960
5	5	Jonny Heginbotham	Honda	600	12	14:37.347	29.714	1:11.916	77.591	76.321
6	8	Peter Sutherland	Kawasaki	600	12	14:53.974	46.341	1:13.196	76.234	74.902
7	66	Mark Buckley	Kawasaki	600	12	15:02.409	54.776	1:13.149	76.283	74.201
8	96	Callum O'Shea	Honda	600	12	15:09.745	1:02.112	1:14.338	75.063	73.603
9	43	Chris Wilkinson	Yamaha	600	12	15:10.366	1:02.733	1:14.388	75.012	73.553
10	212	Pete Weston	Kawasaki	600	12	15:12.212	1:04.579	1:14.483	74.916	73.404
11	61	William Heginbotham	Yamaha	600	12	15:14.149	1:06.516	1:14.687	74.712	73.248
12	21	Simon Critchlow	Triumph	675	11	14:21.704	1 Lap	1:17.101	72.373	71.231
13	80	Mark Cooper	Kawasaki	600	11	14:37.265	1 Lap	1:18.378	71.193	69.967

Not classified

DNF	11	Ben Scranage	Triumph	675	7	8:30.385	DNF	1:10.313	79.359	76.530
DNF	14	Ben Field	Honda	600		3.411	DNF		-	-

Margin of Victory	Avg. Speed	Best Lap Tm	Best Speed	Best Lap by
10.698	78.996	1:09.652	80.113	34 - Chris Mort

Timekeeper

Race Director

Weather / Track : Sunny / Dry

www.sportstimeservices.co.uk



Printed: 08/05/2011 14:35:58



Thundersport GB - Rounds 5 and 6

Lapchart

MAL Formula 600

Anglesey Circuit 1.550 Miles

Race 11

08/05/2011 14:20

Race started at 14:20:34

Competitors

Laps

	0	1	2	3	4	5	6	7	8	9	10	11	12
Craig Sproston (16)	1	16	22	34	34	34	34	34	34	34	34	34	34
Richard McNeil (22)	2	22	34	22	16	16	16	16	16	16	16	16	16
Chris Mort (34)	3	34	16	16	22	22	22	22	22	22	22	22	22
Jonny Heginbotham (5)	4	5	5	51	11	11	11	11	51	51	51	51	51
Ben Field (14)	5	14	51	11	51	51	51	11	5	5	5	5	5
Ben Scranage (11)	6	11	11	5	5	5	5	5	8	8	8	8	8
Adam Oliver (51)	7	51	8	8	8	8	8	8	61	61	61	96	96
William Heginbotham (61)	8	61	61	61	61	61	61	61	96	96	96	43	43
Peter Sutherland (8)	9	8	212	96	96	96	96	96	43	43	43	61	212
Pete Weston (212)	10	212	96	212	43	43	43	43	212	212	212	212	61
Callum O'Shea (96)	11	96	43	43	212	212	212	212	21	21	21	21	
Simon Critchlow (21)	12	21	21	21	21	21	21	21	80	80	80	80	
Chris Wilkinson (43)	13	43	80	80	80	80	80	80	66	66	66	66	
Mark Cooper (80)	14	80	66	66	66	66	66	66					
Mark Buckley (66)	15	66											

Timekeeper

Race Director

Weather / Track : Sunny / Dry

www.sportstimeservices.co.uk

Printed: 08/05/2011 14:38:15





Thundersport GB - Rounds 5 and 6

MAL Formula 600

Anglesey Circuit 1.550 Miles

Race 11

08/05/2011 14:20

Race started at 14:20:34

Lap	Lap Tm	Diff	Time of Day
(34) Chris Mort			
1	1:15.939	+6.287	14:21:50.394
2	1:10.120	+0.468	14:23:00.514
3	1:10.212	+0.560	14:24:10.726
4	1:09.816	+0.164	14:25:20.542
5	1:09.834	+0.182	14:26:30.376
6	1:09.652		14:27:40.028
7	1:10.097	+0.445	14:28:50.125
8	1:09.935	+0.283	14:30:00.060
9	1:10.081	+0.429	14:31:10.141
10	1:09.918	+0.266	14:32:20.059
11	1:10.976	+1.324	14:33:31.035
12	1:10.665	+1.013	14:34:41.700

Lap	Lap Tm	Diff	Time of Day
(16) Craig Sproston			
1	1:17.154	+6.793	14:21:51.221
2	1:10.959	+0.598	14:23:02.180
3	1:10.531	+0.170	14:24:12.711
4	1:10.361		14:25:23.072
5	1:10.482	+0.121	14:26:33.554
6	1:10.852	+0.491	14:27:44.406
7	1:10.642	+0.281	14:28:55.048
8	1:10.620	+0.259	14:30:05.668
9	1:10.844	+0.483	14:31:16.512
10	1:11.282	+0.921	14:32:27.794
11	1:11.592	+1.231	14:33:39.386
12	1:13.012	+2.651	14:34:52.398

Lap	Lap Tm	Diff	Time of Day
(22) Richard McNeil			
1	1:15.802	+4.646	14:21:50.209
2	1:11.527	+0.371	14:23:01.736
3	1:11.901	+0.745	14:24:13.637
4	1:11.555	+0.399	14:25:25.192
5	1:11.390	+0.234	14:26:36.582
6	1:11.690	+0.534	14:27:48.272
7	1:11.510	+0.354	14:28:59.782
8	1:11.673	+0.517	14:30:11.455
9	1:11.315	+0.159	14:31:22.770
10	1:11.254	+0.098	14:32:34.024
11	1:11.812	+0.656	14:33:45.836
12	1:11.156		14:34:56.992

Lap	Lap Tm	Diff	Time of Day
(51) Adam Oliver			
1	1:15.682	+4.382	14:21:53.489
2	1:12.193	+0.893	14:23:05.682
3	1:11.367	+0.067	14:24:17.049
4	1:11.423	+0.123	14:25:28.472
5	1:11.435	+0.135	14:26:39.907
6	1:11.300		14:27:51.207
7	1:11.451	+0.151	14:29:02.658
8	1:11.729	+0.429	14:30:14.387
9	1:11.667	+0.367	14:31:26.054
10	1:12.102	+0.802	14:32:38.156
11	1:12.893	+1.593	14:33:51.049
12	1:13.083	+1.783	14:35:04.132

Lap	Lap Tm	Diff	Time of Day
(5) Jonny Heginbotham			
1	1:18.741	+6.825	14:21:53.261
2	1:13.152	+1.236	14:23:06.413
3	1:12.144	+0.228	14:24:18.557

Lap	Lap Tm	Diff	Time of Day
4	1:12.560	+0.644	14:25:31.117
5	1:11.916		14:26:43.033
6	1:12.459	+0.543	14:27:55.492
7	1:12.278	+0.362	14:29:07.770
8	1:12.117	+0.201	14:30:19.887
9	1:12.792	+0.876	14:31:32.679
10	1:12.585	+0.669	14:32:45.264
11	1:12.553	+0.637	14:33:57.817
12	1:13.597	+1.681	14:35:11.414

Lap	Lap Tm	Diff	Time of Day
(8) Peter Sutherland			
1	1:17.587	+4.391	14:21:55.806
2	1:15.313	+2.117	14:23:11.119
3	1:13.990	+0.794	14:24:25.109
4	1:14.092	+0.896	14:25:39.201
5	1:13.438	+0.242	14:26:52.639
6	1:14.186	+0.990	14:28:06.825
7	1:13.746	+0.550	14:29:20.571
8	1:13.822	+0.626	14:30:34.393
9	1:13.196		14:31:47.589
10	1:13.389	+0.193	14:33:00.978
11	1:13.776	+0.580	14:34:14.754
12	1:13.287	+0.091	14:35:28.041

Lap	Lap Tm	Diff	Time of Day
(66) Mark Buckley			
1	1:14.765	+1.616	14:23:15.086
2	1:14.022	+0.873	14:24:29.108
3	1:13.149		14:25:42.257
4	1:13.911	+0.762	14:26:56.168
5	1:13.330	+0.181	14:28:09.498
6	1:14.035	+0.886	14:29:23.533
7	1:13.906	+0.757	14:30:37.439
8	1:13.877	+0.728	14:31:51.316
9	1:14.073	+0.924	14:33:05.389
10	1:14.152	+1.003	14:34:19.541
11	1:16.935	+3.786	14:35:36.476

Lap	Lap Tm	Diff	Time of Day
(96) Callum O'Shea			
1	1:19.127	+4.789	14:21:57.845
2	1:16.404	+2.066	14:23:14.249
3	1:15.835	+1.497	14:24:30.084
4	1:15.088	+0.750	14:25:45.172
5	1:15.283	+0.945	14:27:00.455
6	1:15.098	+0.760	14:28:15.553
7	1:15.180	+0.842	14:29:30.733
8	1:14.871	+0.533	14:30:45.604
9	1:14.338		14:31:59.942
10	1:14.485	+0.147	14:33:14.427
11	1:14.494	+0.156	14:34:28.921
12	1:14.891	+0.553	14:35:43.812

Lap	Lap Tm	Diff	Time of Day
(43) Chris Wilkinson			
1	1:19.369	+4.981	14:21:58.337
2	1:16.531	+2.143	14:23:14.868
3	1:15.586	+1.198	14:24:30.454
4	1:15.005	+0.617	14:25:45.459
5	1:15.231	+0.843	14:27:00.690
6	1:15.466	+1.078	14:28:16.156
7	1:14.925	+0.537	14:29:31.081
8	1:14.794	+0.406	14:30:45.875
9	1:14.388		14:32:00.263

Lap	Lap Tm	Diff	Time of Day
10	1:14.632	+0.244	14:33:14.895
11	1:14.761	+0.373	14:34:29.656
12	1:14.777	+0.389	14:35:44.433

Lap	Lap Tm	Diff	Time of Day
(212) Pete Weston			
1	1:18.971	+4.488	14:21:57.607
2	1:16.966	+2.483	14:23:14.573
3	1:16.489	+2.006	14:24:31.062
4	1:14.934	+0.451	14:25:45.996
5	1:15.483	+1.000	14:27:01.479
6	1:15.040	+0.557	14:28:16.519
7	1:15.141	+0.658	14:29:31.660
8	1:15.087	+0.604	14:30:46.747
9	1:14.622	+0.139	14:32:01.369
10	1:14.483		14:33:15.852
11	1:15.147	+0.664	14:34:30.999
12	1:15.280	+0.797	14:35:46.279

Lap	Lap Tm	Diff	Time of Day
(61) William Heginbotham			
1	1:18.469	+3.782	14:21:56.540
2	1:15.133	+0.446	14:23:11.673
3	1:14.687		14:24:26.360
4	1:14.827	+0.140	14:25:41.187
5	1:15.821	+1.134	14:26:57.008
6	1:15.039	+0.352	14:28:12.047
7	1:15.252	+0.565	14:29:27.299
8	1:15.046	+0.359	14:30:42.345
9	1:14.942	+0.255	14:31:57.287
10	1:16.132	+1.445	14:33:13.419
11	1:17.123	+2.436	14:34:30.542
12	1:17.674	+2.987	14:35:48.216

Lap	Lap Tm	Diff	Time of Day
(21) Simon Critchlow			
1	1:20.015	+2.914	14:21:58.897
2	1:17.101		14:23:15.998
3	1:17.314	+0.213	14:24:33.312
4	1:17.512	+0.411	14:25:50.824
5	1:18.192	+1.091	14:27:09.016
6	1:17.505	+0.404	14:28:26.521
7	1:17.355	+0.254	14:29:43.876
8	1:17.953	+0.852	14:31:01.829
9	1:17.874	+0.773	14:32:19.703
10	1:17.934	+0.833	14:33:37.637
11	1:18.134	+1.033	14:34:55.771

Lap	Lap Tm	Diff	Time of Day
(80) Mark Cooper			
1	1:20.847	+2.469	14:22:00.299
2	1:18.967	+0.589	14:23:19.266
3	1:19.262	+0.884	14:24:38.528
4	1:18.778	+0.400	14:25:57.306
5	1:19.172	+0.794	14:27:16.478
6	1:18.414	+0.036	14:28:34.892
7	1:18.378		14:29:53.270
8	1:18.656	+0.278	14:31:11.926
9	1:20.002	+1.624	14:32:31.928
10	1:20.661	+2.283	14:33:52.589
11	1:18.743	+0.365	14:35:11.332

Lap	Lap Tm	Diff	Time of Day
(11) Ben Scranage			
1	1:15.911	+5.598	14:21:53.609
2	1:12.179	+1.866	14:23:05.788

Timekeeper

Race Director

Weather / Track : Sunny / Dry

www.sportstimingsservices.co.uk





Thundersport GB - Rounds 5 and 6

Sorted on Laps

MAL Formula 600

Anglesey Circuit 1.550 Miles

Race 2

08/05/2011 10:46

Race started at 10:46:38

Pos	No.	Name	Bike	CC	Laps	Total Tm	Diff	Best Tm	Best Speed	Avg. Speed
1	34	Chris Mort	Triumph	675	11	13:04.671		1:09.731	80.022	78.224
2	16	Craig Sproston	Yamaha	600	11	13:14.338	9.667	1:11.012	78.578	77.272
3	14	Ben Field	Honda	600	11	13:14.727	10.056	1:10.355	79.312	77.234
4	22	Richard McNeil	Suzuki	600	11	13:26.871	22.200	1:12.129	77.361	76.072
5	51	Adam Oliver	Honda	600	11	13:31.117	26.446	1:11.549	77.989	75.673
6	11	Ben Scranage	Triumph	675	11	13:31.372	26.701	1:11.570	77.966	75.650
7	5	Jonny Heginbotham	Honda	600	11	13:35.710	31.039	1:12.662	76.794	75.247
8	61	William Heginbotham	Yamaha	600	11	13:42.588	37.917	1:13.323	76.102	74.618
9	66	Mark Buckley	Kawasaki	600	11	13:51.600	46.929	1:13.973	75.433	73.810
10	212	Pete Weston	Kawasaki	600	11	14:01.467	56.796	1:14.894	74.505	72.944
11	43	Chris Wilkinson	Yamaha	600	11	14:02.967	58.296	1:14.924	74.475	72.814
12	96	Callum O'Shea	Honda	600	11	14:07.624	1:02.953	1:15.583	73.826	72.414
13	21	Simon Critchlow	Triumph	675	11	14:14.606	1:09.935	1:16.303	73.129	71.823
14	80	Mark Cooper	Kawasaki	600	10	13:15.627	1 Lap	1:17.580	71.926	70.133

Not classified

DNF	122	Tim Daisley	Triumph	675	6	8:05.564	DNF	1:18.525	71.060	68.951
-----	-----	-------------	---------	-----	---	----------	-----	----------	--------	--------

Margin of Victory	Avg. Speed	Best Lap Tm	Best Speed	Best Lap by
9.667	78.224	1:09.731	80.022	34 - Chris Mort

Timekeeper

Race Director

Weather / Track : Sunny / Dry

www.sportstimeservices.co.uk



Printed: 08/05/2011 11:01:16



Thundersport GB - Rounds 5 and 6

Lapchart

MAL Formula 600

Anglesey Circuit 1.550 Miles

Race 2

08/05/2011 10:46

Race started at 10:46:38

Competitors

Laps

	0	1	2	3	4	5	6	7	8	9	10	11
Chris Mort (34)	1	34	16	16	34	34	34	34	34	34	34	34
Jonny Heginbotham (5)	2	5	22	34	16	16	16	16	16	16	16	16
Richard McNeil (22)	3	22	34	22	22	22	14	14	14	14	14	14
Craig Sproston (16)	4	16	5	11	11	11	11	22	22	22	22	22
Ben Field (14)	5	14	11	14	14	14	14	11	11	11	51	51
Ben Scranage (11)	6	11	51	5	5	5	5	51	51	51	11	11
Adam Oliver (51)	7	51	14	51	51	51	5	5	5	5	5	5
William Heginbotham (61)	8	61	61	61	61	61	61	61	61	61	61	61
Mark Buckley (66)	9	66	66	66	66	66	66	66	66	66	66	66
Callum O'Shea (96)	10	96	43	43	43	212	212	212	212	212	212	212
Pete Weston (212)	11	212	96	212	212	43	43	43	43	43	43	43
Chris Wilkinson (43)	12	43	212	96	96	96	96	96	96	96	96	96
Simon Critchlow (21)	13	21	21	21	21	21	21	21	21	21	21	21
Mark Cooper (80)	14	80	80	80	80	80	80	80	80	80	80	80
Tim Daisley (122)	15	122	122	122	122	122	122	122	122	122	122	122

Timekeeper

Race Director

Weather / Track : Sunny / Dry

www.sportstimeservices.co.uk

Printed: 08/05/2011 11:04:26





Thundersport GB - Rounds 5 and 6

MAL Formula 600

Anglesey Circuit 1.550 Miles

Race 2

08/05/2011 10:46

Race started at 10:46:38

Lap	Lap Tm	Diff	Time of Day
(34) Chris Mort			
1	1:21.608	+11.877	10:47:59.704
2	1:10.448	+0.717	10:49:10.152
3	1:10.355	+0.624	10:50:20.507
4	1:10.663	+0.932	10:51:31.170
5	1:09.875	+0.144	10:52:41.045
6	1:10.108	+0.377	10:53:51.153
7	1:10.248	+0.517	10:55:01.401
8	1:09.731		10:56:11.132
9	1:10.624	+0.893	10:57:21.756
10	1:10.706	+0.975	10:58:32.462
11	1:10.305	+0.574	10:59:42.767

Lap	Lap Tm	Diff	Time of Day
(16) Craig Sproston			
1	1:20.479	+9.467	10:47:58.838
2	1:11.142	+0.130	10:49:09.980
3	1:11.552	+0.540	10:50:21.532
4	1:11.166	+0.154	10:51:32.698
5	1:11.348	+0.336	10:52:44.046
6	1:11.318	+0.306	10:53:55.364
7	1:11.858	+0.846	10:55:07.222
8	1:11.449	+0.437	10:56:18.671
9	1:11.301	+0.289	10:57:29.972
10	1:11.012		10:58:40.984
11	1:11.450	+0.438	10:59:52.434

Lap	Lap Tm	Diff	Time of Day
(14) Ben Field			
1	1:17.505	+7.150	10:48:02.095
2	1:12.926	+2.571	10:49:15.021
3	1:11.822	+1.467	10:50:26.843
4	1:11.204	+0.849	10:51:38.047
5	1:11.562	+1.207	10:52:49.609
6	1:10.858	+0.503	10:54:00.467
7	1:10.503	+0.148	10:55:10.970
8	1:10.390	+0.035	10:56:21.360
9	1:10.370	+0.015	10:57:31.730
10	1:10.355		10:58:42.085
11	1:10.738	+0.383	10:59:52.823

Lap	Lap Tm	Diff	Time of Day
(22) Richard McNeil			
1	1:21.415	+9.286	10:47:59.519
2	1:12.800	+0.671	10:49:12.319
3	1:12.572	+0.443	10:50:24.891
4	1:12.208	+0.079	10:51:37.099
5	1:12.129		10:52:49.228
6	1:13.145	+1.016	10:54:02.373
7	1:12.772	+0.643	10:55:15.145
8	1:12.218	+0.089	10:56:27.363
9	1:12.197	+0.068	10:57:39.560
10	1:12.559	+0.430	10:58:52.119
11	1:12.848	+0.719	11:00:04.967

Lap	Lap Tm	Diff	Time of Day
(51) Adam Oliver			
1	1:16.828	+5.279	10:48:01.691
2	1:15.199	+3.650	10:49:16.890
3	1:13.179	+1.630	10:50:30.069
4	1:12.849	+1.300	10:51:42.918
5	1:13.122	+1.573	10:52:56.040
6	1:11.924	+0.375	10:54:07.964
7	1:12.037	+0.488	10:55:20.001

Lap	Lap Tm	Diff	Time of Day
8	1:12.493	+0.944	10:56:32.494
9	1:12.852	+1.303	10:57:45.346
10	1:12.318	+0.769	10:58:57.664
11	1:11.549		11:00:09.213

Lap	Lap Tm	Diff	Time of Day
(11) Ben Scranage			
1	1:16.576	+5.006	10:48:01.230
2	1:11.570		10:49:12.800
3	1:12.566	+0.996	10:50:25.366
4	1:11.913	+0.343	10:51:37.279
5	1:11.960	+0.390	10:52:49.239
6	1:13.635	+2.065	10:54:02.874
7	1:14.659	+3.089	10:55:17.533
8	1:14.498	+2.928	10:56:32.031
9	1:13.492	+1.922	10:57:45.523
10	1:12.308	+0.738	10:58:57.831
11	1:11.637	+0.067	11:00:09.468

Lap	Lap Tm	Diff	Time of Day
(5) Jonny Heginbotham			
1	1:23.082	+10.420	10:48:01.185
2	1:14.436	+1.774	10:49:15.621
3	1:13.597	+0.935	10:50:29.218
4	1:13.363	+0.701	10:51:42.581
5	1:13.433	+0.771	10:52:56.014
6	1:13.139	+0.477	10:54:09.153
7	1:13.238	+0.576	10:55:22.391
8	1:13.237	+0.575	10:56:35.628
9	1:12.753	+0.091	10:57:48.381
10	1:12.763	+0.101	10:59:01.144
11	1:12.662		11:00:13.806

Lap	Lap Tm	Diff	Time of Day
(61) William Heginbotham			
1	1:17.610	+4.287	10:48:02.838
2	1:14.600	+1.277	10:49:17.438
3	1:13.899	+0.576	10:50:31.337
4	1:13.714	+0.391	10:51:45.051
5	1:14.019	+0.696	10:52:59.070
6	1:13.323		10:54:12.393
7	1:13.388	+0.065	10:55:25.781
8	1:13.443	+0.120	10:56:39.224
9	1:14.014	+0.691	10:57:53.238
10	1:13.443	+0.120	10:59:06.681
11	1:14.003	+0.680	11:00:20.684

Lap	Lap Tm	Diff	Time of Day
(66) Mark Buckley			
1	1:18.008	+4.035	10:48:03.467
2	1:14.716	+0.743	10:49:18.183
3	1:14.037	+0.064	10:50:32.220
4	1:13.973		10:51:46.193
5	1:14.063	+0.090	10:53:00.256
6	1:14.191	+0.218	10:54:14.447
7	1:15.082	+1.109	10:55:29.529
8	1:15.514	+1.541	10:56:45.043
9	1:14.853	+0.880	10:57:59.896
10	1:14.623	+0.650	10:59:14.519
11	1:15.177	+1.204	11:00:29.696

Lap	Lap Tm	Diff	Time of Day
(212) Pete Weston			
1	1:20.254	+5.360	10:48:06.124
2	1:15.568	+0.674	10:49:21.692
3	1:14.970	+0.076	10:50:36.662

Lap	Lap Tm	Diff	Time of Day
4	1:14.894		10:51:51.556
5	1:15.644	+0.750	10:53:07.200
6	1:15.052	+0.158	10:54:22.252
7	1:15.727	+0.833	10:55:37.979
8	1:15.610	+0.716	10:56:53.589
9	1:15.260	+0.366	10:58:08.849
10	1:15.691	+0.797	10:59:24.540
11	1:15.023	+0.129	11:00:39.563

Lap	Lap Tm	Diff	Time of Day
(43) Chris Wilkinson			
1	1:18.302	+3.378	10:48:04.189
2	1:15.930	+1.006	10:49:20.119
3	1:15.715	+0.791	10:50:35.834
4	1:16.700	+1.776	10:51:52.534
5	1:15.438	+0.514	10:53:07.972
6	1:14.924		10:54:22.896
7	1:15.545	+0.621	10:55:38.441
8	1:16.128	+1.204	10:56:54.569
9	1:15.334	+0.410	10:58:09.903
10	1:15.389	+0.465	10:59:25.292
11	1:15.771	+0.847	11:00:41.063

Lap	Lap Tm	Diff	Time of Day
(96) Callum O'Shea			
1	1:19.589	+4.006	10:48:05.438
2	1:16.619	+1.036	10:49:22.057
3	1:15.983	+0.400	10:50:38.040
4	1:16.074	+0.491	10:51:54.114
5	1:15.923	+0.340	10:53:10.037
6	1:15.787	+0.204	10:54:25.824
7	1:15.583		10:55:41.407
8	1:15.899	+0.316	10:56:57.306
9	1:16.212	+0.629	10:58:13.518
10	1:16.137	+0.554	10:59:29.655
11	1:16.065	+0.482	11:00:45.720

Lap	Lap Tm	Diff	Time of Day
(21) Simon Critchlow			
1	1:20.538	+4.235	10:48:06.716
2	1:16.733	+0.430	10:49:23.449
3	1:16.372	+0.069	10:50:39.821
4	1:16.303		10:51:56.124
5	1:16.406	+0.103	10:53:12.530
6	1:16.532	+0.229	10:54:29.062
7	1:16.721	+0.418	10:55:45.783
8	1:16.727	+0.424	10:57:02.510
9	1:16.749	+0.446	10:58:19.259
10	1:16.834	+0.531	10:59:36.093
11	1:16.609	+0.306	11:00:52.702

Lap	Lap Tm	Diff	Time of Day
(80) Mark Cooper			
1	1:20.754	+3.174	10:48:07.096
2	1:18.777	+1.197	10:49:25.873
3	1:18.260	+0.680	10:50:44.133
4	1:18.920	+1.340	10:52:03.053
5	1:18.206	+0.626	10:53:21.259
6	1:18.537	+0.957	10:54:39.796
7	1:18.614	+1.034	10:55:58.410
8	1:17.580		10:57:15.990
9	1:18.495	+0.915	10:58:34.485
10	1:19.238	+1.658	10:59:53.723

Lap	Lap Tm	Diff	Time of Day
(122) Tim Daisley			

Timekeeper

Race Director

Weather / Track : Sunny / Dry

www.sportstimingsservices.co.uk

Printed: 08/05/2011 11:04:57





Thundersport GB - Rounds 5 and 6

MAL Formula 600

Anglesey Circuit 1.550 Miles

Race 2

08/05/2011 10:46

Race started at 10:46:38

Lap	Lap Tm	Diff	Time of Day
1	1:22.776	+4.251	10:48:09.458
2	1:18.973	+0.448	10:49:28.431
3	1:18.525		10:50:46.956
4	1:19.146	+0.621	10:52:06.102
5	1:18.838	+0.313	10:53:24.940
6	1:18.720	+0.195	10:54:43.660

Lap	Lap Tm	Diff	Time of Day
-----	--------	------	-------------

Lap	Lap Tm	Diff	Time of Day
-----	--------	------	-------------

Timekeeper

Race Director

Weather / Track : Sunny / Dry

www.sportstimeservices.co.uk

Printed: 08/05/2011 11:04:57

