



www.thundersportgb.com

Rounds 13 & 14 Celtic Cup 27th – 28th August

Pembrey





Thundersport GB Rounds 13 and 14

Sorted on Best Lap time

Alto Digital Thundersport GP2 & Nitro GP3

Pembrey 1.456 Miles

Qualifying

27/08/2011 09:01

Practice started at 9:01:28

Pos	No.	Name	Bike	CC	Best Tm	Best Spd	Gap	Diff - Ldr.	In Lap	2nd Best
1	100	Connor Tagg	Aprilia	450	1:02.096	84.411			14	1:02.133
2	35	Jake Dixon	Aprilia	450	1:03.450	82.610	1.354	1.354	10	1:03.637
3	30	Liam Shellcock	Aprilia	450	1:04.211	81.631	0.761	2.115	10	1:04.320
4	10	Curtis Rothwell	Suzuki	650 M	1:04.229	81.608	0.018	2.133	14	1:04.419
5	17	Ian Popplewell	Kawasaki	650 M	1:04.374	81.424	0.145	2.278	13	1:04.507
6	88	Josh Daley	Kawasaki	400	1:04.591	81.151	0.217	2.495	10	1:04.620
7	64	Adam Palfreman	Suzuki	650	1:05.031	80.602	0.440	2.935	10	1:05.421
8	93	Alan Russell	Honda	400	1:05.241	80.342	0.210	3.145	10	1:05.579
9	33	James Robinson	Honda	125-GP3	1:05.850	79.599	0.609	3.754	8	1:05.854
10	47	Nathan Hutchinson	Suzuki	650 M	1:06.012	79.404	0.162	3.916	11	1:06.059
11	72	Dave Palfreman	Suzuki	650 M	1:06.888	78.364	0.876	4.792	5	1:07.040
12	24	James Hobson	Honda	125-GP3	1:14.517	70.341	7.629	12.421	5	1:15.227

Chief of Timing and Scoring

Race Director

Weather / Track :

Reults @ www.sportstimingsservices.com

Printed: 27/08/2011 09:25:08





Thundersport GB Rounds 13 and 14

Alto Digital Thundersport GP2 & Nitro GP3

Pembrey 1.456 Miles

Race 1 & 8 + Sunday 1 & 9

27/08/2011 11:50

Race

POLE POSITION

	1	2	3	4
1	100	35	30	10
2	17	88	64	93
3	33	47	72	24

Chief of Timing and Scoring

Race Director

Weather / Track : Cloudy / Dry

Reults @ www.sportstimingservices.com

Printed: 27/08/2011 09:34:06





Thundersport GB Rounds 13 and 14

Sorted on Laps

Alto Digital Thundersport GP2 & Nitro GP3

Pembrey 1.456 Miles

Race 1

27/08/2011 11:55

Race started at 11:55:23

Pos	No.	Name	Bike	CC	Laps	Total Tm	Diff	Gap	Best Tm	Best Spd	Avg. Spd	Start Pos
1	35	Jake Dixon	Aprilia	450	12	13:23.884			1:06.030	79.382	78.244	2
2	100	Connor Tagg	Aprilia	450	12	13:28.195	4.311	4.311	1:05.880	79.563	77.827	1
3	88	Josh Daley	Kawasaki	400	12	14:14.600	50.716	46.405	1:08.055	77.020	73.601	6
4	10	Curtis Rothwell	Suzuki	650 M	12	14:16.379	52.495	1.779	1:09.761	75.137	73.448	4
5	72	Dave Palfreman	Suzuki	650 M	12	14:16.535	52.651	0.156	1:09.606	75.304	73.434	11
6	93	Alan Russell	Honda	400	12	14:28.634	1:04.750	12.099	1:10.364	74.493	72.412	8
7	33	James Robinson	Honda	125-GP3	12	14:36.113	1:12.229	7.479	1:10.393	74.462	71.793	9
8	47	Nathan Hutchinson	Suzuki	650 M	11	13:24.787	1 Lap	1 Lap	1:11.541	73.267	71.643	10
9	24	James Hobson	Honda	125-GP3	10	13:31.493	2 Laps	1 Lap	1:17.490	67.642	64.592	12

Not classified

DNF	30	Liam Shellcock	Aprilia	450	4	5:09.077	DNF		1:10.412	74.442	67.836	3
DNF	17	Ian Popplewell	Kawasaki	650 M	1	1:15.406	DNF		1:11.728	73.076	69.512	5
DNF	64	Adam Palfreman	Suzuki	650			DNF		-	-	-	7

Margin of Victory	Avg. Speed	Best Lap Tm	Best Spd	Best Lap by
4.311	78.244	1:05.880	79.563	100 - Connor Tagg

Chief of Timing and Scoring

Race Director

Weather / Track : (Rain / Wet)

Reults @ www.sportstimeservices.com





Thundersport GB Rounds 13 and 14

Lapchart

Alto Digital Thundersport GP2 & Nitro GP3

Pembrey 1.456 Miles

Race 1

27/08/2011 11:55

Race started at 11:55:23

Competitors

Laps

	0	1	2	3	4	5	6	7	8	9	10	11	12
Jake Dixon (35)	1	35	35	35	35	35	35	35	35	35	35	35	35
Curtis Rothwell (10)	2	10	17	100	100	100	100	100	100	100	100	100	100
Ian Poplewell (17)	3	17	100	88	88	88	88	88	88	88	93	88	88
Josh Daley (88)	4	88	88	93	93	93	93	93	93	93	88	10	10
Nathan Hutchinson (47)	5	47	10	10	72	72	72	72	10	10	10	93	72
Alan Russell (93)	6	93	93	72	10	10	10	10	72	72	72	72	93
Dave Palfreman (72)	7	72	72	33	30	33	33	33	33	33	33	33	33
James Robinson (33)	8	33	33	30	33	47	47	47	47	47	47	47	47
Connor Tagg (100)	9	100	30	47	47	30	24	24	24	24	24	24	24
Liam Shellcock (30)	10	30	47	24	24	24							
James Hobson (24)	11	24	24										
-	12												

Chief of Timing and Scoring

Race Director

Weather / Track : (Cloudy / Dry)

Reults @ www.sportstimingservices.com

Printed: 27/08/2011 14:57:32





Thundersport GB Rounds 13 and 14

Alto Digital Thundersport GP2 & Nitro GP3

Pembrey 1.456 Miles

Race 1

27/08/2011 11:55

Race started at 11:55:23

Lap	Lap Tm	Diff	Time of Day
(35) Jake Dixon			
1	1:12.962	+6.932	11:56:36.692
2	1:06.377	+0.347	11:57:43.069
3	1:06.030		11:58:49.099
4	1:06.276	+0.246	11:59:55.375
5	1:06.461	+0.431	12:01:01.836
6	1:06.642	+0.612	12:02:08.478
7	1:06.582	+0.552	12:03:15.060
8	1:06.628	+0.598	12:04:21.688
9	1:06.314	+0.284	12:05:28.002
10	1:06.470	+0.440	12:06:34.472
11	1:06.379	+0.349	12:07:40.851
12	1:06.763	+0.733	12:08:47.614

(100) Connor Tagg			
1	1:11.116	+5.236	11:56:39.534
2	1:07.131	+1.251	11:57:46.665
3	1:05.880		11:58:52.545
4	1:06.970	+1.090	11:59:59.515
5	1:07.704	+1.824	12:01:07.219
6	1:06.882	+1.002	12:02:14.101
7	1:06.685	+0.805	12:03:20.786
8	1:06.118	+0.238	12:04:26.904
9	1:06.239	+0.359	12:05:33.143
10	1:06.546	+0.666	12:06:39.689
11	1:05.994	+0.114	12:07:45.683
12	1:06.242	+0.362	12:08:51.925

(88) Josh Daley			
1	1:12.582	+4.527	11:56:40.265
2	1:08.859	+0.804	11:57:49.124
3	1:08.055		11:58:57.179
4	1:11.799	+3.744	12:00:08.978
5	1:14.268	+6.213	12:01:23.246
6	1:12.186	+4.131	12:02:35.432
7	1:11.878	+3.823	12:03:47.310
8	1:10.942	+2.887	12:04:58.252
9	1:10.962	+2.907	12:06:09.214
10	1:09.630	+1.575	12:07:18.844
11	1:09.946	+1.891	12:08:28.790
12	1:09.540	+1.485	12:09:38.330

(10) Curtis Rothwell			
1	1:14.997	+5.236	11:56:42.119
2	1:10.807	+1.046	11:57:52.926
3	1:12.077	+2.316	11:59:05.003
4	1:10.587	+0.826	12:00:15.590
5	1:12.495	+2.734	12:01:28.085
6	1:10.074	+0.313	12:02:38.159
7	1:10.931	+1.170	12:03:49.090
8	1:09.957	+0.196	12:04:59.047
9	1:10.668	+0.907	12:06:09.715
10	1:10.323	+0.562	12:07:20.038
11	1:09.761		12:08:29.799
12	1:10.310	+0.549	12:09:40.109

(72) Dave Palfreman			
1	1:14.423	+4.817	11:56:42.620
2	1:10.774	+1.168	11:57:53.394
3	1:11.231	+1.625	11:59:04.625

4	1:10.736	+1.130	12:00:15.361
5	1:11.651	+2.045	12:01:27.012
6	1:10.608	+1.002	12:02:37.620
7	1:11.782	+2.176	12:03:49.402
8	1:10.451	+0.845	12:04:59.853
9	1:10.299	+0.693	12:06:10.152
10	1:10.319	+0.713	12:07:20.471
11	1:09.606		12:08:30.077
12	1:10.188	+0.582	12:09:40.265

(93) Alan Russell			
1	1:14.044	+3.680	11:56:42.202
2	1:10.386	+0.022	11:57:52.588
3	1:10.808	+0.444	11:59:03.396
4	1:11.427	+1.063	12:00:14.823
5	1:11.353	+0.989	12:01:26.176
6	1:11.362	+0.998	12:02:37.538
7	1:10.364		12:03:47.902
8	1:10.538	+0.174	12:04:58.440
9	1:10.498	+0.134	12:06:08.938
10	1:11.427	+1.063	12:07:20.365
11	1:12.180	+1.816	12:08:32.545
12	1:19.819	+9.455	12:09:52.364

(33) James Robinson			
1	1:15.547	+5.154	11:56:43.876
2	1:10.393		11:57:54.269
3	1:11.493	+1.100	11:59:05.762
4	1:11.271	+0.878	12:00:17.033
5	1:15.964	+5.571	12:01:32.997
6	1:13.448	+3.055	12:02:46.445
7	1:12.290	+1.897	12:03:58.735
8	1:12.042	+1.649	12:05:10.777
9	1:12.298	+1.905	12:06:23.075
10	1:11.376	+0.983	12:07:34.451
11	1:12.097	+1.704	12:08:46.548
12	1:13.295	+2.902	12:09:59.843

(47) Nathan Hutchinson			
1	1:16.861	+5.320	11:56:44.884
2	1:13.136	+1.595	11:57:58.020
3	1:12.848	+1.307	11:59:10.868
4	1:11.841	+0.300	12:00:22.709
5	1:12.920	+1.379	12:01:35.629
6	1:12.128	+0.587	12:02:47.757
7	1:11.973	+0.432	12:03:59.730
8	1:11.541		12:05:11.271
9	1:12.478	+0.937	12:06:23.749
10	1:12.467	+0.926	12:07:36.216
11	1:12.301	+0.760	12:08:48.517

(24) James Hobson			
1	1:23.834	+6.344	11:56:53.458
2	1:19.235	+1.745	11:58:12.693
3	1:21.719	+4.229	11:59:34.412
4	1:21.361	+3.871	12:00:55.773
5	1:21.643	+4.153	12:02:17.416
6	1:20.308	+2.818	12:03:37.724
7	1:19.336	+1.846	12:04:57.060
8	1:21.466	+3.976	12:06:18.526
9	1:19.207	+1.717	12:07:37.733

(30) Liam Shellcock			
1	1:15.175	+4.763	11:56:43.952
2	1:10.412		11:57:54.364
3	1:11.365	+0.953	11:59:05.729
4	1:27.078	+16.666	12:00:32.807

(17) Ian Popplewell			
1	1:11.728		11:56:39.136

Chief of Timing and Scoring

Race Director

Weather / Track : (Cloudy / Dry)

Results @ www.sportstimingservices.com

Printed: 27/08/2011 14:56:49





Thundersport GB Rounds 13 and 14

Sorted on Laps

Alto Digital Thundersport GP2 & Nitro GP3

Pembrey 1.456 Miles

Race 8

27/08/2011 15:03

Race started at 15:03:51

Pos	No.	Name	Bike	CC	Laps	Total Tm	Diff	Gap	Best Tm	Best Spd	Avg. Spd	Start Pos
1	88	Josh Daley	Kawasaki	400	10	10:49.091			1:03.609	82.403	80.753	0
2	30	Liam Shellcock	Aprilia	450	10	10:49.685	0.594	0.594	1:03.622	82.387	80.679	0
3	64	Adam Palfreman	Suzuki	650	10	10:52.631	3.540	2.946	1:04.219	81.621	80.315	0
4	35	Jake Dixon	Aprilia	450	10	10:56.210	7.119	3.579	1:02.927	83.297	79.877	0
5	100	Connor Tagg	Aprilia	450	10	10:57.663	8.572	1.453	1:02.032	84.498	79.700	0
6	93	Alan Russell	Honda	400	10	11:01.520	12.429	3.857	1:04.906	80.757	79.236	0
7	10	Curtis Rothwell	Suzuki	650 M	10	11:02.621	13.530	1.101	1:04.013	81.883	79.104	0
8	17	Ian Popplewell	Kawasaki	650 M	10	11:02.793	13.702	0.172	1:04.029	81.863	79.084	0
9	33	James Robinson	Honda	125-GP3	10	11:13.815	24.724	11.022	1:05.833	79.620	77.790	0
10	72	Dave Palfreman	Suzuki	650 M	10	11:14.944	25.853	1.129	1:05.989	79.431	77.660	0
11	24	James Hobson	Honda	125-GP3	8	10:36.543	2 Laps	2 Laps	1:15.756	69.191	65.876	0

2,3,M

Not classified

DNF	47	Nathan Hutchinson	Suzuki	650 M	10	11:25.484	DNF		1:05.630	79.866	76.466	0
-----	----	-------------------	--------	-------	----	-----------	-----	--	----------	--------	--------	---

Announcements

*** No 47 - 10 second jump start penalty***

*** No 100 & 35 - 20 second penalty - failing to observe yellow flags***

Margin of Victory	Avg. Speed	Best Lap Tm	Best Spd	Best Lap by
0.594	80.753	1:02.032	84.498	100 - Connor Tagg

Chief of Timing and Scoring

Race Director

Weather / Track : (Cloudy / Dry)

Reults @ www.sportstimeservices.com





Thundersport GB Rounds 13 and 14

Lapchart

Alto Digital Thundersport GP2 & Nitro GP3

Pembrey 1.456 Miles

Race 8

27/08/2011 15:03

Race started at 15:03:51

Competitors	Laps											
	0	1	2	3	4	5	6	7	8	9	10	
Connor Tagg (100)	1	100	35	35	35	35	35	35	35	35	35	35
Jake Dixon (35)	2	35	100	100	100	100	100	100	100	100	100	100
Liam Shellcock (30)	3	30	64	64	88	88	88	88	88	88	88	88
Curtis Rothwell (10)	4	10	30	30	30	30	30	30	30	30	30	30
Ian Popplewell (17)	5	17	17	10	64	64	64	64	64	64	64	64
Josh Daley (88)	6	88	10	88	93	93	93	93	93	93	93	93
Adam Palfreman (64)	7	64	88	17	10	10	10	10	10	10	10	10
Nathan Hutchinson (47)	8	47	93	93	17	17	17	17	17	17	17	17
Dave Palfreman (72)	9	72	47	33	33	33	33	72	33	33	33	33
Alan Russell (93)	10	93	33	72	72	72	72	33	72	72	72	72
James Robinson (33)	11	33	72	47	47	47	47	47	47	47	47	47
James Hobson (24)	12	24	24	24	24	24	24	24	24	24	24	24

Chief of Timing and Scoring

Race Director

Weather / Track : (Cloudy / Dry)

Reults @ www.sportstimingservices.com

Printed: 27/08/2011 15:41:39





Thundersport GB Rounds 13 and 14

Alto Digital Thundersport GP2 & Nitro GP3

Pembrey 1.456 Miles

Race 8

27/08/2011 15:03

Race started at 15:03:51

Lap	Lap Tm	Diff	Time of Day
(88) Josh Daley			
1	1:09.111	+5.502	15:05:01.620
2	1:05.037	+1.428	15:06:06.657
3	1:04.582	+0.973	15:07:11.239
4	1:04.703	+1.094	15:08:15.942
5	1:04.186	+0.577	15:09:20.128
6	1:04.091	+0.482	15:10:24.219
7	1:04.288	+0.679	15:11:28.507
8	1:03.924	+0.315	15:12:32.431
9	1:03.609		15:13:36.040
10	1:04.090	+0.481	15:14:40.130
(30) Liam Shellcock			
1	1:08.974	+5.352	15:05:00.819
2	1:05.561	+1.939	15:06:06.380
3	1:05.300	+1.678	15:07:11.680
4	1:04.613	+0.991	15:08:16.293
5	1:04.448	+0.826	15:09:20.741
6	1:03.958	+0.336	15:10:24.699
7	1:04.298	+0.676	15:11:28.997
8	1:03.622		15:12:32.619
9	1:04.099	+0.477	15:13:36.718
10	1:04.006	+0.384	15:14:40.724
(64) Adam Palfreman			
1	1:08.093	+3.874	15:05:00.610
2	1:05.349	+1.130	15:06:05.959
3	1:06.030	+1.811	15:07:11.989
4	1:05.095	+0.876	15:08:17.084
5	1:04.630	+0.411	15:09:21.714
6	1:04.666	+0.447	15:10:26.380
7	1:04.304	+0.085	15:11:30.684
8	1:04.263	+0.044	15:12:34.947
9	1:04.219		15:13:39.166
10	1:04.504	+0.285	15:14:43.670
(35) Jake Dixon			
1	1:06.834	+3.907	15:04:58.053
2	1:03.346	+0.419	15:06:01.399
3	1:03.139	+0.212	15:07:04.538
4	1:02.927		15:08:07.465
5	1:03.199	+0.272	15:09:10.664
6	1:03.420	+0.493	15:10:14.084
7	1:02.987	+0.060	15:11:17.071
8	1:03.356	+0.429	15:12:20.427
9	1:03.484	+0.557	15:13:23.911
10	1:03.338	+0.411	15:14:27.249
(100) Connor Tagg			
1	1:07.077	+5.045	15:04:58.116
2	1:03.669	+1.637	15:06:01.785
3	1:05.115	+3.083	15:07:06.900
4	1:04.571	+2.539	15:08:11.471
5	1:02.526	+0.494	15:09:13.997
6	1:05.091	+3.059	15:10:19.088
7	1:03.087	+1.055	15:11:22.175
8	1:02.237	+0.205	15:12:24.412
9	1:02.032		15:13:26.444
10	1:02.258	+0.226	15:14:28.702

Lap	Lap Tm	Diff	Time of Day
(93) Alan Russell			
1	1:09.442	+4.536	15:05:02.355
2	1:05.439	+0.533	15:06:07.794
3	1:05.693	+0.787	15:07:13.487
4	1:05.697	+0.791	15:08:19.184
5	1:05.930	+1.024	15:09:25.114
6	1:06.438	+1.532	15:10:31.552
7	1:05.366	+0.460	15:11:36.918
8	1:05.432	+0.526	15:12:42.350
9	1:04.906		15:13:47.256
10	1:05.303	+0.397	15:14:52.559
(10) Curtis Rothwell			
1	1:09.679	+5.666	15:05:01.571
2	1:05.051	+1.038	15:06:06.622
3	1:07.744	+3.731	15:07:14.366
4	1:08.294	+4.281	15:08:22.660
5	1:05.456	+1.443	15:09:28.116
6	1:06.972	+2.959	15:10:35.088
7	1:05.355	+1.342	15:11:40.443
8	1:04.297	+0.284	15:12:44.740
9	1:04.013		15:13:48.753
10	1:04.907	+0.894	15:14:53.660
(17) Ian Poplewell			
1	1:09.246	+5.217	15:05:01.421
2	1:06.010	+1.981	15:06:07.431
3	1:07.304	+3.275	15:07:14.735
4	1:08.094	+4.065	15:08:22.829
5	1:05.560	+1.531	15:09:28.389
6	1:06.921	+2.892	15:10:35.310
7	1:05.253	+1.224	15:11:40.563
8	1:04.621	+0.592	15:12:45.184
9	1:04.029		15:13:49.213
10	1:04.619	+0.590	15:14:53.832
(33) James Robinson			
1	1:10.194	+4.361	15:05:03.431
2	1:06.963	+1.130	15:06:10.394
3	1:07.737	+1.904	15:07:18.131
4	1:07.026	+1.193	15:08:25.157
5	1:06.763	+0.930	15:09:31.920
6	1:07.509	+1.676	15:10:39.429
7	1:06.429	+0.596	15:11:45.858
8	1:06.715	+0.882	15:12:52.573
9	1:05.833		15:13:58.406
10	1:06.448	+0.615	15:15:04.854
(72) Dave Palfreman			
1	1:11.305	+5.316	15:05:04.177
2	1:07.385	+1.396	15:06:11.562
3	1:07.188	+1.199	15:07:18.750
4	1:06.919	+0.930	15:08:25.669
5	1:06.526	+0.537	15:09:32.195
6	1:06.930	+0.941	15:10:39.125
7	1:07.204	+1.215	15:11:46.329
8	1:07.115	+1.126	15:12:53.444
9	1:05.989		15:13:59.433
10	1:06.550	+0.561	15:15:05.983
(24) James Hobson			

Lap	Lap Tm	Diff	Time of Day
(47) Nathan Hutchinson			
1	1:20.420	+4.664	15:05:15.328
2	1:17.938	+2.182	15:06:33.266
3	1:25.326	+9.570	15:07:58.592
4	1:18.968	+3.212	15:09:17.560
5	1:20.571	+4.815	15:10:38.131
6	1:17.861	+2.105	15:11:55.992
7	1:15.756		15:13:11.748
8	1:15.834	+0.078	15:14:27.582
(47) Nathan Hutchinson			
1	1:10.443	+4.813	15:05:03.040
2	1:08.530	+2.900	15:06:11.570
3	1:09.012	+3.382	15:07:20.582
4	1:07.908	+2.278	15:08:28.490
5	1:06.861	+1.231	15:09:35.351
6	1:06.675	+1.045	15:10:42.026
7	1:06.513	+0.883	15:11:48.539
8	1:05.630		15:12:54.169
9	1:05.872	+0.242	15:14:00.041
10	1:06.482	+0.852	15:15:06.523

Chief of Timing and Scoring

Race Director

Weather / Track : (Cloudy / Dry)

Reults @ www.sportstimingservices.com

Printed: 27/08/2011 15:40:35





Thundersport GB Rounds 13 and 14

Sorted on Best Lap time

GP2 , GP3 & RRV450GP

Pembrey 1.456 Miles

Warm up

28/08/2011 09:00

Practice started at 9:00:45

Pos	No.	Name	Bike	CC	Best Tm	Best Spd	Gap	Diff - Ldr.	In Lap	2nd Best
1	43	James Folkard	Aprilia	450	1:02.159	84.326			4	1:02.859
2	100	Connor Tagg	Aprilia	450	1:02.642	83.675	0.483	0.483	8	1:02.673
3	35	Jake Dixon	Aprilia	450	1:02.756	83.523	0.114	0.597	8	1:02.756
4	29	Phil Canessa	Aprilia	450	1:02.956	83.258	0.200	0.797	4	1:03.385
5	99	Jordan Hole	Aprilia	450	1:03.361	82.726	0.405	1.202	8	1:03.508
6	10	Curtis Rothwell	Suzuki	650 M	1:03.792	82.167	0.431	1.633	8	1:04.078
7	30	Liam Shellcock	Aprilia	450	1:03.847	82.096	0.055	1.688	6	1:04.432
8	3	Michael Clifford	Aprilia	450	1:04.249	81.583	0.402	2.090	6	1:05.055
9	14	Will Hodgson	Aprilia	450	1:04.414	81.374	0.165	2.255	5	1:04.733
10	33	James Robinson	Honda	125-GP3	1:04.526	81.232	0.112	2.367	5	1:05.647
11	54	Sam Cox	Aprilia	450	1:04.601	81.138	0.075	2.442	8	1:04.625
12	17	Ian Popplewell	Kawasaki	650 M	1:04.757	80.943	0.156	2.598	6	1:05.048
13	19	Blake Woulds	Aprilia	450	1:04.801	80.888	0.044	2.642	7	1:05.439
14	94	Jamie Thackeray	Aprilia	450	1:05.158	80.444	0.357	2.999	5	1:05.452
15	95	Luke Thackeray	Aprilia	450	1:05.293	80.278	0.135	3.134	5	1:05.958
16	93	Alan Russell	Honda	400	1:05.298	80.272	0.005	3.139	3	1:05.341
17	8	Acea Webb	Aprilia	450	1:05.477	80.053	0.179	3.318	6	1:05.481
18	88	Josh Daley	Kawasaki	400	1:05.737	79.736	0.260	3.578	8	1:05.892
19	53	Rhys Hutchinson	Aprilia	450	1:08.152	76.910	2.415	5.993	7	1:08.510
20	140	Ben Coyle	Aprilia	450	1:08.490	76.531	0.338	6.331	7	1:08.707
21	23	Luigi LaVecchia	Aprilia	450	1:09.048	75.912	0.558	6.889	7	1:09.481
22	34	Louis Dawson	Aprilia	450	1:09.315	75.620	0.267	7.156	7	1:10.089
23	37	Clinton Carver	Aprilia	450	1:10.637	74.205	1.322	8.478	5	1:11.155
24	72	Dave Palfreman	Suzuki	650 M	1:11.217	73.600	0.580	9.058	3	1:11.506
25	24	James Hobson	Honda	125-GP3	1:14.424	70.429	3.207	12.265	8	1:15.138
26	147	Thomas Strettle	Aprilia	450		-			0	

Announcements

*** No 147 - No Transponder***

No 140 - transponder charge is low

Chief of Timing and Scoring

Race Director

Weather / Track : (Cloudy / Dry)

Reults @ www.sportstimingservices.com

Printed: 28/08/2011 09:14:04





Thundersport GB Rounds 13 and 14

Sorted on Laps


Alto Digital Thundersport GP2 & Nitro GP3

Pembrey 1.456 Miles

Race 1

28/08/2011 10:05

Race started at 10:05:32



Pos	No.	Name	Bike	CC	Laps	Total Tm	Diff	Gap	Best Tm	Best Spd	Avg. Spd	Start Pos
1	35	Jake Dixon	Aprilia	450	12	12:34.912			1:01.902	84.676	83.320	2
2	100	Connor Tagg	Aprilia	450	12	12:35.135	0.223	0.223	1:01.799	84.817	83.295	1
3	88	Josh Daley	Kawasaki	400	12	12:48.189	13.277	13.054	1:02.680	83.625	81.880	6
4	30	Liam Shellcock	Aprilia	450	12	12:48.946	14.034	0.757	1:03.276	82.837	81.799	3
5	10	Curtis Rothwell	Suzuki	650 M	12	12:50.724	15.812	1.778	1:03.071	83.106	81.611	4
6	64	Adam Palfreman	Suzuki	650	12	13:02.348	27.436	11.624	1:03.885	82.047	80.398	7
7	93	Alan Russell	Honda	400	12	13:02.796	27.884	0.448	1:04.012	81.885	80.352	8
8	17	Ian Popplewell	Kawasaki	650 M	12	13:02.902	27.990	0.106	1:03.754	82.216	80.341	5
9	33	James Robinson	Honda	125-GP3	12	13:11.959	37.047	9.057	1:04.930	80.727	79.422	9
10	72	Dave Palfreman	Suzuki	650 M	11	12:40.778	1 Lap	1 Lap	1:07.773	77.341	75.788	11
11	24	James Hobson	Honda	125-GP3	11	13:26.993	1 Lap	46.215	1:10.988	73.838	71.447	12

3

2, M

Margin of Victory	Avg. Speed	Best Lap Tm	Best Spd	Best Lap by
0.223	83.320	1:01.799	84.817	100 - Connor Tagg

Chief of Timing and Scoring

Race Director

Weather / Track : (Cloudy / Dry)

Reults @ www.sportstimingservices.com





Thundersport GB Rounds 13 and 14

Lapchart

Alto Digital Thundersport GP2 & Nitro GP3

Pembrey 1.456 Miles

Race 1

28/08/2011 10:05

Race started at 10:05:32

Competitors

	Laps													
	0	1	2	3	4	5	6	7	8	9	10	11	12	
Connor Tagg (100)	1	100	35	100	35	35	35	100	35	35	35	35	35	35
Jake Dixon (35)	2	35	100	35	100	100	100	35	100	100	100	100	100	100
Liam Shellcock (30)	3	30	93	93	30	30	88	88	88	88	88	88	88	88
Curtis Rothwell (10)	4	10	17	30	88	88	30	30	30	30	30	30	30	30
Ian Popplewell (17)	5	17	88	17	93	10	10	10	10	10	10	10	10	10
Adam Palfreman (64)	6	64	30	88	17	93	93	93	93	64	64	64	64	64
Josh Daley (88)	7	88	64	10	10	17	17	64	64	93	93	93	93	93
Alan Russell (93)	8	93	10	64	64	64	64	17	17	17	17	17	17	17
Dave Palfreman (72)	9	72	33	33	33	33	33	33	33	33	33	33	33	33
James Robinson (33)	10	33	72	72	72	72	72	72	72	72	72	72	72	72
James Hobson (24)	11	24	24	24	24	24	24	24	24	24	24	24	24	24

Chief of Timing and Scoring

Race Director

Weather / Track : (Cloudy / Dry)

Reults @ www.sportstimingservices.com

Printed: 28/08/2011 10:47:47





Thundersport GB Rounds 13 and 14

Alto Digital Thundersport GP2 & Nitro GP3

Pembrey 1.456 Miles

Race 1

28/08/2011 10:05

Race started at 10:05:32

Lap	Lap Tm	Diff	Time of Day
(35) Jake Dixon			
1	1:06.749	+4.847	10:06:39.390
2	1:02.888	+0.986	10:07:42.278
3	1:02.821	+0.919	10:08:45.099
4	1:02.422	+0.520	10:09:47.521
5	1:02.799	+0.897	10:10:50.320
6	1:01.902		10:11:52.222
7	1:02.497	+0.595	10:12:54.719
8	1:02.452	+0.550	10:13:57.171
9	1:02.348	+0.446	10:14:59.519
10	1:03.160	+1.258	10:16:02.679
11	1:02.344	+0.442	10:17:05.023
12	1:02.180	+0.278	10:18:07.203

(100) Connor Tagg			
1	1:07.173	+5.374	10:06:39.464
2	1:02.806	+1.007	10:07:42.270
3	1:02.843	+1.044	10:08:45.113
4	1:02.609	+0.810	10:09:47.722
5	1:02.636	+0.837	10:10:50.358
6	1:01.799		10:11:52.157
7	1:02.660	+0.861	10:12:54.817
8	1:02.412	+0.613	10:13:57.229
9	1:02.317	+0.518	10:14:59.546
10	1:03.210	+1.411	10:16:02.756
11	1:02.344	+0.545	10:17:05.100
12	1:02.326	+0.527	10:18:07.426

(88) Josh Daley			
1	1:08.543	+5.863	10:06:42.328
2	1:04.864	+2.184	10:07:47.192
3	1:03.695	+1.015	10:08:50.887
4	1:02.967	+0.287	10:09:53.854
5	1:02.680		10:10:56.534
6	1:03.536	+0.856	10:12:00.070
7	1:03.647	+0.967	10:13:03.717
8	1:03.423	+0.743	10:14:07.140
9	1:03.307	+0.627	10:15:10.447
10	1:03.486	+0.806	10:16:13.933
11	1:03.465	+0.785	10:17:17.398
12	1:03.082	+0.402	10:18:20.480

(30) Liam Shellcock			
1	1:09.422	+6.146	10:06:42.493
2	1:04.204	+0.928	10:07:46.697
3	1:03.575	+0.299	10:08:50.272
4	1:03.320	+0.044	10:09:53.592
5	1:03.313	+0.037	10:10:56.905
6	1:03.541	+0.265	10:12:00.446
7	1:03.740	+0.464	10:13:04.186
8	1:03.276		10:14:07.462
9	1:03.623	+0.347	10:15:11.085
10	1:03.333	+0.057	10:16:14.418
11	1:03.312	+0.036	10:17:17.730
12	1:03.507	+0.231	10:18:21.237

(10) Curtis Rothwell			
1	1:10.376	+7.305	10:06:43.657
2	1:04.202	+1.131	10:07:47.859
3	1:03.858	+0.787	10:08:51.717

4	1:03.518	+0.447	10:09:55.235
5	1:03.380	+0.309	10:10:58.615
6	1:03.247	+0.176	10:12:01.862
7	1:03.211	+0.140	10:13:05.073
8	1:03.589	+0.518	10:14:08.662
9	1:03.441	+0.370	10:15:12.103
10	1:03.481	+0.410	10:16:15.584
11	1:03.071		10:17:18.655
12	1:04.360	+1.289	10:18:23.015

(64) Adam Palfreman			
1	1:09.381	+5.496	10:06:43.070
2	1:05.092	+1.207	10:07:48.162
3	1:04.278	+0.393	10:08:52.440
4	1:04.050	+0.165	10:09:56.490
5	1:03.885		10:11:00.375
6	1:04.336	+0.451	10:12:04.711
7	1:04.832	+0.947	10:13:09.543
8	1:04.961	+1.076	10:14:14.504
9	1:05.573	+1.688	10:15:20.077
10	1:04.838	+0.953	10:16:24.915
11	1:04.795	+0.910	10:17:29.710
12	1:04.929	+1.044	10:18:34.639

(93) Alan Russell			
1	1:07.875	+3.863	10:06:41.967
2	1:04.686	+0.674	10:07:46.653
3	1:04.808	+0.796	10:08:51.461
4	1:04.416	+0.404	10:09:55.877
5	1:04.012		10:10:59.889
6	1:04.583	+0.571	10:12:04.472
7	1:04.912	+0.900	10:13:09.384
8	1:05.395	+1.383	10:14:14.779
9	1:05.864	+1.852	10:15:20.643
10	1:04.997	+0.985	10:16:25.640
11	1:04.828	+0.816	10:17:30.468
12	1:04.619	+0.607	10:18:35.087

(17) Ian Popplewell			
1	1:08.790	+5.036	10:06:42.233
2	1:04.636	+0.882	10:07:46.869
3	1:04.722	+0.968	10:08:51.591
4	1:04.607	+0.853	10:09:56.198
5	1:03.754		10:10:59.952
6	1:05.022	+1.268	10:12:04.974
7	1:04.896	+1.142	10:13:09.870
8	1:05.125	+1.371	10:14:14.995
9	1:05.837	+2.083	10:15:20.832
10	1:04.905	+1.151	10:16:25.737
11	1:04.833	+1.079	10:17:30.570
12	1:04.623	+0.869	10:18:35.193

(33) James Robinson			
1	1:10.076	+5.146	10:06:44.508
2	1:04.969	+0.039	10:07:49.477
3	1:05.002	+0.072	10:08:54.479
4	1:05.516	+0.586	10:09:59.995
5	1:05.118	+0.188	10:11:05.113
6	1:05.441	+0.511	10:12:10.554
7	1:05.481	+0.551	10:13:16.035
8	1:06.089	+1.159	10:14:22.124

9	1:05.115	+0.185	10:15:27.239
10	1:06.247	+1.317	10:16:33.486
11	1:04.930		10:17:38.416
12	1:05.834	+0.904	10:18:44.250

(72) Dave Palfreman			
1	1:13.731	+5.958	10:06:48.094
2	1:09.040	+1.267	10:07:57.134
3	1:09.104	+1.331	10:09:06.238
4	1:08.786	+1.013	10:10:15.024
5	1:08.949	+1.176	10:11:23.973
6	1:08.382	+0.609	10:12:32.355
7	1:08.715	+0.942	10:13:41.070
8	1:07.870	+0.097	10:14:48.940
9	1:07.773		10:15:56.713
10	1:08.020	+0.247	10:17:04.733
11	1:08.336	+0.563	10:18:13.069

(24) James Hobson			
1	1:17.992	+7.004	10:06:53.974
2	1:13.971	+2.983	10:08:07.945
3	1:13.904	+2.916	10:09:21.849
4	1:12.860	+1.872	10:10:34.709
5	1:12.323	+1.335	10:11:47.032
6	1:12.582	+1.594	10:12:59.614
7	1:11.914	+0.926	10:14:11.528
8	1:13.745	+2.757	10:15:25.273
9	1:11.577	+0.589	10:16:36.850
10	1:11.446	+0.458	10:17:48.296
11	1:10.988		10:18:59.284

Chief of Timing and Scoring

Race Director

Weather / Track : (Cloudy / Dry)

Results @ www.sportstimingservices.com

Printed: 28/08/2011 10:46:49





Thundersport GB Rounds 13 and 14

Sorted on Laps

Alto Digital Thundersport GP2 & Nitro GP3

Pembrey 1.456 Miles

Race 9

28/08/2011 13:27

Race started at 13:27:59

Pos	No.	Name	Bike	CC	Laps	Total Tm	Diff	Gap	Best Tm	Best Spd	Avg. Spd	Start Pos
1	100	Connor Tagg	Aprilia	450	12	12:28.373			1:01.369	85.411	84.048	1
2	17	Ian Popplewell	Kawasaki	650 M	12	12:54.083	25.710	25.710	1:03.470	82.584	81.256	5
3	30	Liam Shellcock	Aprilia	450	12	12:58.552	30.179	4.469	1:03.378	82.704	80.790	3
4	64	Adam Palfreman	Suzuki	650	12	13:07.846	39.473	9.294	1:04.323	81.489	79.837	7
5	93	Alan Russell	Honda	400	12	13:08.267	39.894	0.421	1:04.544	81.210	79.794	8
6	33	James Robinson	Honda	125-GP3	12	13:08.465	40.092	0.198	1:04.619	81.115	79.774	9
7	72	Dave Palfreman	Suzuki	650 M	11	12:28.730	1 Lap	1 Lap	1:06.994	78.240	77.007	11
8	24	James Hobson	Honda	125-GP3	11	13:20.468	1 Lap	51.738	1:10.935	73.893	72.030	12

2.3.M

Not classified

DNF	88	Josh Daley	Kawasaki	400	10	10:37.317	DNF		1:02.716	83.577	82.245	6
DNF	10	Curtis Rothwell	Suzuki	650 M	10	10:37.560	DNF		1:02.570	83.772	82.213	4
DNF	35	Jake Dixon	Aprilia	450	10	10:39.777	DNF		1:01.827	84.778	81.929	2

Margin of Victory	Avg. Speed	Best Lap Tm	Best Spd	Best Lap by
25.710	84.048	1:01.369	85.411	100 - Connor Tagg

Chief of Timing and Scoring

Race Director

Weather / Track : (Bright / Dry)

Reults @ www.sportstimeservices.com





Thundersport GB Rounds 13 and 14

Lapchart

Alto Digital Thundersport GP2 & Nitro GP3

Pembrey 1.456 Miles

Race 9

28/08/2011 13:27

Race started at 13:27:59

Competitors

	Laps													
	0	1	2	3	4	5	6	7	8	9	10	11	12	
Connor Tagg (100)	1	100	35	100	100	100	100	100	100	100	100	100	100	100
Jake Dixon (35)	2	35	100	35	35	35	35	35	35	35	35	88	17	17
Curtis Rothwell (10)	3	10	17	88	88	88	88	88	88	88	88	10	30	30
Liam Shellcock (30)	4	30	88	17	10	10	10	10	10	10	10	35	64	64
Ian Poplewell (17)	5	17	10	10	17	17	17	17	17	17	17	17	93	93
Josh Daley (88)	6	88	64	30	30	30	30	30	30	30	30	30	33	33
Adam Palfreman (64)	7	64	30	64	64	64	64	64	64	64	64	64	72	
James Robinson (33)	8	33	93	33	93	93	93	93	93	33	93	93	24	
Alan Russell (93)	9	93	33	93	33	33	33	33	33	93	33	33		
Dave Palfreman (72)	10	72	72	72	72	72	72	72	72	72	72	72		
James Hobson (24)	11	24	24	24	24	24	24	24	24	24	24	24		

Chief of Timing and Scoring

Race Director

Weather / Track : (Bright / Dry)

Reults @ www.sportstimingservices.com

Printed: 28/08/2011 13:51:34





Thundersport GB Rounds 13 and 14

Alto Digital Thundersport GP2 & Nitro GP3

Pembrey 1.456 Miles

Race 9

28/08/2011 13:27

Race started at 13:27:59

Lap	Lap Tm	Diff	Time of Day
(100) Connor Tagg			
1	1:08.919	+7.550	13:29:07.964
2	1:02.170	+0.801	13:30:10.134
3	1:02.132	+0.763	13:31:12.266
4	1:01.747	+0.378	13:32:14.013
5	1:01.568	+0.199	13:33:15.581
6	1:01.778	+0.409	13:34:17.359
7	1:01.604	+0.235	13:35:18.963
8	1:01.635	+0.266	13:36:20.598
9	1:01.621	+0.252	13:37:22.219
10	1:01.369		13:38:23.588
11	1:01.820	+0.451	13:39:25.408
12	1:02.010	+0.641	13:40:27.418

Lap	Lap Tm	Diff	Time of Day
(17) Ian Popplewell			
1	1:07.200	+3.730	13:29:09.185
2	1:03.470		13:30:12.655
3	1:03.669	+0.199	13:31:16.324
4	1:03.746	+0.276	13:32:20.070
5	1:03.596	+0.126	13:33:23.666
6	1:04.106	+0.636	13:34:27.772
7	1:03.971	+0.501	13:35:31.743
8	1:04.111	+0.641	13:36:35.854
9	1:03.888	+0.418	13:37:39.742
10	1:03.757	+0.287	13:38:43.499
11	1:05.046	+1.576	13:39:48.545
12	1:04.583	+1.113	13:40:53.128

Lap	Lap Tm	Diff	Time of Day
(30) Liam Shellcock			
1	1:09.003	+5.625	13:29:10.844
2	1:04.660	+1.282	13:30:15.504
3	1:03.514	+0.136	13:31:19.018
4	1:03.378		13:32:22.396
5	1:03.586	+0.208	13:33:25.982
6	1:03.866	+0.488	13:34:29.848
7	1:04.033	+0.655	13:35:33.881
8	1:04.323	+0.945	13:36:38.204
9	1:04.013	+0.635	13:37:42.217
10	1:04.282	+0.904	13:38:46.499
11	1:05.611	+2.233	13:39:52.110
12	1:05.487	+2.109	13:40:57.597

Lap	Lap Tm	Diff	Time of Day
(64) Adam Palfreman			
1	1:08.150	+3.827	13:29:10.563
2	1:05.342	+1.019	13:30:15.905
3	1:04.574	+0.251	13:31:20.479
4	1:04.323		13:32:24.802
5	1:04.943	+0.620	13:33:29.745
6	1:04.901	+0.578	13:34:34.646
7	1:05.297	+0.974	13:35:39.943
8	1:05.275	+0.952	13:36:45.218
9	1:04.528	+0.205	13:37:49.746
10	1:04.981	+0.658	13:38:54.727
11	1:06.354	+2.031	13:40:01.081
12	1:05.810	+1.487	13:41:06.891

Lap	Lap Tm	Diff	Time of Day
(93) Alan Russell			
1	1:08.739	+4.195	13:29:11.548
2	1:05.054	+0.510	13:30:16.602
3	1:04.611	+0.067	13:31:21.213

Lap	Lap Tm	Diff	Time of Day
4	1:04.675	+0.131	13:32:25.888
5	1:04.544		13:33:30.432
6	1:05.007	+0.463	13:34:35.439
7	1:04.931	+0.387	13:35:40.370
8	1:05.961	+1.417	13:36:46.331
9	1:04.673	+0.129	13:37:51.004
10	1:04.546	+0.002	13:38:55.550
11	1:06.507	+1.963	13:40:02.057
12	1:05.255	+0.711	13:41:07.312

Lap	Lap Tm	Diff	Time of Day
(33) James Robinson			
1	1:08.892	+4.273	13:29:11.685
2	1:04.669	+0.050	13:30:16.354
3	1:05.244	+0.625	13:31:21.598
4	1:04.619		13:32:26.217
5	1:04.751	+0.132	13:33:30.968
6	1:04.789	+0.170	13:34:35.757
7	1:05.097	+0.478	13:35:40.854
8	1:05.246	+0.627	13:36:46.100
9	1:05.158	+0.539	13:37:51.258
10	1:04.774	+0.155	13:38:56.032
11	1:06.579	+1.960	13:40:02.611
12	1:04.899	+0.280	13:41:07.510

Lap	Lap Tm	Diff	Time of Day
(72) Dave Palfreman			
1	1:10.415	+3.421	13:29:13.516
2	1:07.015	+0.021	13:30:20.531
3	1:07.602	+0.608	13:31:28.133
4	1:07.450	+0.456	13:32:35.583
5	1:07.415	+0.421	13:33:42.998
6	1:07.757	+0.763	13:34:50.755
7	1:07.385	+0.391	13:35:58.140
8	1:07.139	+0.145	13:37:05.279
9	1:06.994		13:38:12.273
10	1:07.319	+0.325	13:39:19.592
11	1:08.183	+1.189	13:40:27.775

Lap	Lap Tm	Diff	Time of Day
(24) James Hobson			
1	1:16.189	+5.254	13:29:20.503
2	1:12.701	+1.766	13:30:33.204
3	1:12.095	+1.160	13:31:45.299
4	1:11.289	+0.354	13:32:56.588
5	1:11.610	+0.675	13:34:08.198
6	1:12.160	+1.225	13:35:20.358
7	1:11.825	+0.890	13:36:32.183
8	1:11.248	+0.313	13:37:43.431
9	1:10.935		13:38:54.366
10	1:13.045	+2.110	13:40:07.411
11	1:12.102	+1.167	13:41:19.513

Lap	Lap Tm	Diff	Time of Day
(88) Josh Daley			
1	1:06.992	+4.276	13:29:09.389
2	1:02.857	+0.141	13:30:12.246
3	1:03.092	+0.376	13:31:15.338
4	1:02.716		13:32:18.054
5	1:02.893	+0.177	13:33:20.947
6	1:02.856	+0.140	13:34:23.803
7	1:02.997	+0.281	13:35:26.800
8	1:03.200	+0.484	13:36:30.000
9	1:03.195	+0.479	13:37:33.195
10	1:03.167	+0.451	13:38:36.362

Lap	Lap Tm	Diff	Time of Day
(10) Curtis Rothwell			
1	1:07.920	+5.350	13:29:09.715
2	1:03.164	+0.594	13:30:12.879
3	1:02.958	+0.388	13:31:15.837
4	1:02.928	+0.358	13:32:18.765
5	1:02.570		13:33:21.335
6	1:02.816	+0.246	13:34:24.151
7	1:03.082	+0.512	13:35:27.233
8	1:03.071	+0.501	13:36:30.304
9	1:03.136	+0.566	13:37:33.440
10	1:03.165	+0.595	13:38:36.605

Lap	Lap Tm	Diff	Time of Day
(35) Jake Dixon			
1	1:08.480	+6.653	13:29:07.839
2	1:02.837	+1.010	13:30:10.676
3	1:02.284	+0.457	13:31:12.960
4	1:01.926	+0.099	13:32:14.886
5	1:01.827		13:33:16.713
6	1:02.076	+0.249	13:34:18.789
7	1:02.024	+0.197	13:35:20.813
8	1:02.115	+0.288	13:36:22.928
9	1:01.928	+0.101	13:37:24.856
10	1:13.966	+12.139	13:38:38.822

Chief of Timing and Scoring

Race Director

Weather / Track : (Bright / Dry)

Reults @ www.sportstimingservices.com

Printed: 28/08/2011 13:49:18





Thundersport GB Rounds 13 and 14

Sorted on Best Lap time

Aprilia RRV450GP

Pembrey 1.456 Miles

Qualifying

27/08/2011 11:30

Practice started at 11:30:13

Pos	No.	Name	Bike	CC	Best Tm	Best Spd	Gap	Diff - Ldr.	In Lap	2nd Best
1	29	Phil Canessa	Aprilia	450	1:04.499	81.266			9	1:04.851
2	43	James Folkard	Aprilia	450	1:05.162	80.440	0.663	0.663	4	1:05.795
3	99	Jordan Hole	Aprilia	450	1:05.169	80.431	0.007	0.670	6	1:05.529
4	35	Jake Dixon	Aprilia	450	1:05.225	80.362	0.056	0.726	10	1:06.012
5	100	Connor Tagg	Aprilia	450	1:05.511	80.011	0.286	1.012	13	1:06.290
6	54	Sam Cox	Aprilia	450	1:06.212	79.164	0.701	1.713	15	1:06.264
7	30	Liam Shellcock	Aprilia	450	1:06.569	78.739	0.357	2.070	9	1:07.562
8	95	Luke Thackeray	Aprilia	450	1:06.704	78.580	0.135	2.205	11	1:07.341
9	147	Thomas Strettle	Aprilia	450	1:07.252	77.940	0.548	2.753	13	1:07.321
10	94	Jamie Thackeray	Aprilia	450	1:07.304	77.879	0.052	2.805	14	1:08.028
11	19	Blake Woulds	Aprilia	450	1:07.664	77.465	0.360	3.165	11	1:07.939
12	8	Acea Webb	Aprilia	450	1:07.821	77.286	0.157	3.322	13	1:08.033
13	3	Michael Clifford	Aprilia	450	1:08.327	76.713	0.506	3.828	16	1:08.956
14	140	Ben Coyle	Aprilia	450	1:09.575	75.337	1.248	5.076	4	1:09.593
15	53	Rhys Hutchinson	Aprilia	450	1:09.639	75.268	0.064	5.140	12	1:09.966
16	37	Clinton Carver	Aprilia	450	1:09.782	75.114	0.143	5.283	13	1:10.271
17	14	Will Hodgson	Aprilia	450	1:12.417	72.381	2.635	7.918	12	1:12.718
18	23	Luigi LaVecchia	Aprilia	450	1:12.893	71.908	0.476	8.394	9	1:13.098

Chief of Timing and Scoring

Race Director

Weather / Track : (Cloudy / Damp)

Reults @ www.sportstimingservices.com

Printed: 27/08/2011 11:50:05





Thundersport GB Rounds 13 and 14

Aprilia RRV450 GP

Pembrey 1.456 Miles

Race 6 & 13 + Sunday 7 & 16

27/08/2011

Race

POLE POSITION

	1	2	3	4
1	29	43	99	35
2	100	54	30	95
3	147	94	19	8
4	3	140	53	37
5	14	23		

Chief of Timing and Scoring

Race Director

Weather / Track :

Reults @ www.sportstimingservices.com

Printed: 27/08/2011 11:51:38





Thundersport GB Rounds 13 and 14

Sorted on Laps

Aprilia RRV450GP

Pembrey 1.456 Miles

Race 6

27/08/2011 14:23

Race started at 14:23:33

Pos	No.	Name	Bike	CC	Laps	Total Tm	Diff	Gap	Best Tm	Best Spd	Avg. Spd	Start Pos
1	43	James Folkard	Aprilia	450	12	12:29.618			1:01.654	85.016	83.908	2
2	100	Connor Tagg	Aprilia	450	12	12:33.897	4.279	4.279	1:01.853	84.743	83.432	5
3	29	Phil Canessa	Aprilia	450	12	12:37.114	7.496	3.217	1:01.875	84.713	83.078	1
4	99	Jordan Hole	Aprilia	450	12	12:50.082	20.464	12.968	1:02.725	83.565	81.679	3
5	19	Blake Woulds	Aprilia	450	12	12:56.700	27.082	6.618	1:04.040	81.849	80.983	11
6	30	Liam Shellcock	Aprilia	450	12	12:56.752	27.134	0.052	1:03.733	82.243	80.977	7
7	14	Will Hodgson	Aprilia	450	12	13:08.043	38.425	11.291	1:04.828	80.854	79.817	17
8	94	Jamie Thackeray	Aprilia	450	12	13:08.433	38.815	0.390	1:04.211	81.631	79.777	10
9	147	Thomas Strettle	Aprilia	450	12	13:08.749	39.131	0.316	1:04.183	81.666	79.746	9
10	54	Sam Cox	Aprilia	450	12	13:12.305	42.687	3.556	1:03.829	82.119	79.388	6
11	3	Michael Clifford	Aprilia	450	12	13:12.728	43.110	0.423	1:04.587	81.156	79.345	13
12	95	Luke Thackeray	Aprilia	450	12	13:13.868	44.250	1.140	1:04.112	81.757	79.231	8
13	37	Clinton Carver	Aprilia	450	11	12:33.606	1 Lap	1 Lap	1:07.253	77.939	76.509	16
14	53	Rhys Hutchinson	Aprilia	450	11	12:33.976	1 Lap	0.370	1:07.550	77.596	76.471	15
15	140	Ben Coyle	Aprilia	450	11	12:34.545	1 Lap	0.569	1:07.393	77.777	76.414	14
16	8	Acea Webb	Aprilia	450	11	12:34.723	1 Lap	0.178	1:07.392	77.778	76.396	12
17	34	Louis Dawson	Aprilia	450	11	12:58.392	1 Lap	23.669	1:08.858	76.122	74.073	19
18	23	Luigi LaVecchia	Aprilia	450	11	13:11.047	1 Lap	12.655	1:09.869	75.020	72.888	18

Not classified

DNF	35	Jake Dixon	Aprilia	450	8	8:25.608	DNF		1:02.220	84.243	82.935	4
-----	----	------------	---------	-----	---	----------	-----	--	----------	--------	--------	---

Margin of Victory	Avg. Speed	Best Lap Tm	Best Spd	Best Lap by
4.279	83.908	1:01.654	85.016	43 - James Folkard

Chief of Timing and Scoring

Race Director

Weather / Track : (Cloudy / Dry)

Reults @ www.sportstimeservices.com



Printed: 27/08/2011 14:37:42



Thundersport GB Rounds 13 and 14

Lapchart

Aprilia RRV450GP

Pembrey 1.456 Miles

Race 6

27/08/2011 14:23

Race started at 14:23:33

Competitors

	Laps													
	0	1	2	3	4	5	6	7	8	9	10	11	12	
Phil Canessa (29)	1	29	43	43	43	43	43	43	43	43	43	43	43	43
James Folkard (43)	2	43	35	35	35	35	35	100	100	100	100	100	100	100
Jordan Hole (99)	3	99	100	100	100	100	100	35	35	35	29	29	29	29
Jake Dixon (35)	4	35	99	29	29	29	29	29	29	29	99	99	99	99
Connor Tagg (100)	5	100	29	99	99	99	99	99	99	99	19	19	19	19
Sam Cox (54)	6	54	19	19	19	19	19	19	19	19	30	30	30	30
Liam Shellcock (30)	7	30	30	30	30	30	30	30	30	30	14	14	14	14
Luke Thackeray (95)	8	95	14	14	14	14	14	14	14	14	94	94	94	94
Thomas Strettle (147)	9	147	147	147	147	147	147	147	94	94	147	147	147	147
Blake Woulds (19)	10	19	3	3	3	3	3	94	147	147	3	3	3	54
Jamie Thackeray (94)	11	94	140	94	94	94	94	3	3	3	95	54	54	3
Ben Coyle (140)	12	140	95	95	95	95	95	95	95	95	54	95	95	95
Acea Webb (8)	13	8	94	140	140	54	54	54	54	54	140	37	37	
Michael Clifford (3)	14	3	8	53	53	140	140	140	140	140	37	53	53	
Rhys Hutchinson (53)	15	53	53	8	8	53	53	53	37	53	53	140	140	
Will Hodgson (14)	16	14	37	37	54	8	37	37	53	37	8	8	8	
Clinton Carver (37)	17	37	34	54	37	37	8	8	8	8	34	34	34	
Louis Dawson (34)	18	34	54	34	34	34	34	34	34	34	23	23	23	
Luigi LaVecchia (23)	19	23	23	23	23	23	23	23	23	23				

Chief of Timing and Scoring

Race Director

Weather / Track : (Cloudy / Dry)

Reults @ www.sportstimingservices.com

Printed: 27/08/2011 14:42:52





Thundersport GB Rounds 13 and 14

Aprilia RRV450GP

Pembrey 1.456 Miles

Race 6

27/08/2011 14:23

Race started at 14:23:33

Lap	Lap Tm	Diff	Time of Day
(43) James Folkard			
1	1:05.616	+3.962	14:24:39.441
2	1:02.651	+0.997	14:25:42.092
3	1:02.073	+0.419	14:26:44.165
4	1:01.805	+0.151	14:27:45.970
5	1:01.901	+0.247	14:28:47.871
6	1:02.089	+0.435	14:29:49.960
7	1:02.093	+0.439	14:30:52.053
8	1:01.844	+0.190	14:31:53.897
9	1:01.654		14:32:55.551
10	1:01.917	+0.263	14:33:57.468
11	1:02.314	+0.660	14:34:59.782
12	1:03.397	+1.743	14:36:03.179

Lap	Lap Tm	Diff	Time of Day
(100) Connor Tagg			
1	1:06.781	+4.928	14:24:41.316
2	1:03.922	+2.069	14:25:45.238
3	1:02.607	+0.754	14:26:47.845
4	1:02.299	+0.446	14:27:50.144
5	1:01.920	+0.067	14:28:52.064
6	1:02.490	+0.637	14:29:54.554
7	1:01.913	+0.060	14:30:56.467
8	1:01.864	+0.011	14:31:58.331
9	1:01.853		14:33:00.184
10	1:02.012	+0.159	14:34:02.196
11	1:02.265	+0.412	14:35:04.461
12	1:02.997	+1.144	14:36:07.458

Lap	Lap Tm	Diff	Time of Day
(29) Phil Canessa			
1	1:08.929	+7.054	14:24:42.490
2	1:03.093	+1.218	14:25:45.583
3	1:03.586	+1.711	14:26:49.169
4	1:02.545	+0.670	14:27:51.714
5	1:02.454	+0.579	14:28:54.168
6	1:02.895	+1.020	14:29:57.063
7	1:02.024	+0.149	14:30:59.087
8	1:01.875		14:32:00.962
9	1:02.315	+0.440	14:33:03.277
10	1:02.555	+0.680	14:34:05.832
11	1:01.939	+0.064	14:35:07.771
12	1:02.904	+1.029	14:36:10.675

Lap	Lap Tm	Diff	Time of Day
(99) Jordan Hole			
1	1:07.943	+5.218	14:24:42.117
2	1:03.479	+0.754	14:25:45.596
3	1:03.784	+1.059	14:26:49.380
4	1:03.340	+0.615	14:27:52.720
5	1:02.725		14:28:55.445
6	1:03.294	+0.569	14:29:58.739
7	1:03.265	+0.540	14:31:02.004
8	1:03.332	+0.607	14:32:05.336
9	1:03.824	+1.099	14:33:09.160
10	1:04.421	+1.696	14:34:13.581
11	1:05.053	+2.328	14:35:18.634
12	1:05.009	+2.284	14:36:23.643

Lap	Lap Tm	Diff	Time of Day
(19) Blake Woulds			
1	1:07.963	+3.923	14:24:43.259
2	1:04.073	+0.033	14:25:47.332
3	1:04.376	+0.336	14:26:51.708

Lap	Lap Tm	Diff	Time of Day
4	1:04.688	+0.648	14:27:56.396
5	1:04.190	+0.150	14:29:00.586
6	1:04.269	+0.229	14:30:04.855
7	1:04.342	+0.302	14:31:09.197
8	1:04.101	+0.061	14:32:13.298
9	1:04.103	+0.063	14:33:17.401
10	1:04.392	+0.352	14:34:21.793
11	1:04.040		14:35:25.833
12	1:04.428	+0.388	14:36:30.261

Lap	Lap Tm	Diff	Time of Day
(30) Liam Shellcock			
1	1:09.377	+5.644	14:24:44.355
2	1:04.168	+0.435	14:25:48.523
3	1:04.234	+0.501	14:26:52.757
4	1:03.733		14:27:56.490
5	1:04.270	+0.537	14:29:00.760
6	1:04.213	+0.480	14:30:04.973
7	1:04.339	+0.606	14:31:09.312
8	1:04.436	+0.703	14:32:13.748
9	1:03.886	+0.153	14:33:17.634
10	1:04.314	+0.581	14:34:21.948
11	1:04.104	+0.371	14:35:26.052
12	1:04.261	+0.528	14:36:30.313

Lap	Lap Tm	Diff	Time of Day
(14) Will Hodgson			
1	1:08.621	+3.793	14:24:44.556
2	1:05.001	+0.173	14:25:49.557
3	1:05.218	+0.390	14:26:54.775
4	1:05.241	+0.413	14:28:00.016
5	1:04.914	+0.086	14:29:04.930
6	1:04.828		14:30:09.758
7	1:05.060	+0.232	14:31:14.818
8	1:05.189	+0.361	14:32:20.007
9	1:05.512	+0.684	14:33:25.519
10	1:05.020	+0.192	14:34:30.539
11	1:05.960	+1.132	14:35:36.499
12	1:05.105	+0.277	14:36:41.604

Lap	Lap Tm	Diff	Time of Day
(94) Jamie Thackeray			
1	1:12.221	+8.010	14:24:47.734
2	1:06.149	+1.938	14:25:53.883
3	1:05.762	+1.551	14:26:59.645
4	1:05.431	+1.220	14:28:05.076
5	1:05.152	+0.941	14:29:10.228
6	1:04.904	+0.693	14:30:15.132
7	1:04.790	+0.579	14:31:19.922
8	1:04.211		14:32:24.133
9	1:04.325	+0.114	14:33:28.458
10	1:04.361	+0.150	14:34:32.819
11	1:04.368	+0.157	14:35:37.187
12	1:04.807	+0.596	14:36:41.994

Lap	Lap Tm	Diff	Time of Day
(147) Thomas Strettle			
1	1:09.994	+5.811	14:24:45.221
2	1:06.184	+2.001	14:25:51.405
3	1:06.159	+1.976	14:26:57.564
4	1:06.209	+2.026	14:28:03.773
5	1:06.010	+1.827	14:29:09.783
6	1:05.132	+0.949	14:30:14.915
7	1:05.115	+0.932	14:31:20.030
8	1:04.285	+0.102	14:32:24.315

Lap	Lap Tm	Diff	Time of Day
9	1:04.463	+0.280	14:33:28.778
10	1:04.300	+0.117	14:34:33.078
11	1:04.183		14:35:37.261
12	1:05.049	+0.866	14:36:42.310

Lap	Lap Tm	Diff	Time of Day
(54) Sam Cox			
1	1:19.278	+15.449	14:24:54.129
2	1:05.636	+1.807	14:25:59.765
3	1:05.841	+2.012	14:27:05.606
4	1:06.057	+2.228	14:28:11.663
5	1:04.731	+0.902	14:29:16.394
6	1:04.499	+0.670	14:30:20.893
7	1:03.967	+0.138	14:31:24.860
8	1:04.083	+0.254	14:32:28.943
9	1:04.959	+1.130	14:33:33.902
10	1:03.829		14:34:37.731
11	1:04.070	+0.241	14:35:41.801
12	1:04.065	+0.236	14:36:45.866

Lap	Lap Tm	Diff	Time of Day
(3) Michael Clifford			
1	1:09.710	+5.123	14:24:45.453
2	1:06.192	+1.605	14:25:51.645
3	1:06.062	+1.475	14:26:57.707
4	1:06.152	+1.565	14:28:03.859
5	1:05.997	+1.410	14:29:09.856
6	1:05.689	+1.102	14:30:15.545
7	1:05.092	+0.505	14:31:20.637
8	1:04.953	+0.366	14:32:25.590
9	1:05.311	+0.724	14:33:30.901
10	1:05.298	+0.711	14:34:36.199
11	1:05.503	+0.916	14:35:41.702
12	1:04.587		14:36:46.289

Lap	Lap Tm	Diff	Time of Day
(95) Luke Thackeray			
1	1:12.486	+8.374	14:24:47.689
2	1:07.508	+3.396	14:25:55.197
3	1:06.366	+2.254	14:27:01.563
4	1:05.986	+1.874	14:28:07.549
5	1:05.997	+1.885	14:29:13.546
6	1:05.638	+1.526	14:30:19.184
7	1:04.912	+0.800	14:31:24.096
8	1:04.733	+0.621	14:32:28.829
9	1:04.946	+0.834	14:33:33.775
10	1:04.690	+0.578	14:34:38.465
11	1:04.852	+0.740	14:35:43.317
12	1:04.112		14:36:47.429

Lap	Lap Tm	Diff	Time of Day
(37) Clinton Carver			
1	1:13.260	+6.007	14:24:49.435
2	1:07.786	+0.533	14:25:57.221
3	1:08.626	+1.373	14:27:05.847
4	1:07.802	+0.549	14:28:13.649
5	1:07.600	+0.347	14:29:21.249
6	1:08.151	+0.898	14:30:29.400
7	1:07.253		14:31:36.653
8	1:07.757	+0.504	14:32:44.410
9	1:07.373	+0.120	14:33:51.783
10	1:07.627	+0.374	14:34:59.410
11	1:07.757	+0.504	14:36:07.167

Lap	Lap Tm	Diff	Time of Day
(53) Rhys Hutchinson			

Chief of Timing and Scoring
Race Director
Weather / Track : (Cloudy / Dry)
Results @ www.sportstimingservices.com
Printed: 27/08/2011 14:40:42





Thundersport GB Rounds 13 and 14

Aprilia RRV450GP

Pembrey 1.456 Miles

Race 6

27/08/2011 14:23

Race started at 14:23:33

Lap	Lap Tm	Diff	Time of Day
1	1:13.452	+5.902	14:24:49.248
2	1:07.557	+0.007	14:25:56.805
3	1:07.738	+0.188	14:27:04.543
4	1:08.354	+0.804	14:28:12.897
5	1:08.139	+0.589	14:29:21.036
6	1:07.993	+0.443	14:30:29.029
7	1:07.687	+0.137	14:31:36.716
8	1:07.595	+0.045	14:32:44.311
9	1:07.655	+0.105	14:33:51.966
10	1:07.550		14:34:59.516
11	1:08.021	+0.471	14:36:07.537

(140) Ben Coyle

1	1:11.611	+4.218	14:24:47.265
2	1:08.999	+1.606	14:25:56.264
3	1:08.147	+0.754	14:27:04.411
4	1:08.294	+0.901	14:28:12.705
5	1:08.240	+0.847	14:29:20.945
6	1:07.830	+0.437	14:30:28.775
7	1:07.393		14:31:36.168
8	1:08.025	+0.632	14:32:44.193
9	1:07.467	+0.074	14:33:51.660
10	1:08.474	+1.081	14:35:00.134
11	1:07.972	+0.579	14:36:08.106

(8) Acea Webb

1	1:13.181	+5.789	14:24:48.853
2	1:08.104	+0.712	14:25:56.957
3	1:07.749	+0.357	14:27:04.706
4	1:08.516	+1.124	14:28:13.222
5	1:08.149	+0.757	14:29:21.371
6	1:08.167	+0.775	14:30:29.538
7	1:07.392		14:31:36.930
8	1:07.702	+0.310	14:32:44.632
9	1:07.437	+0.045	14:33:52.069
10	1:08.159	+0.767	14:35:00.228
11	1:08.056	+0.664	14:36:08.284

(34) Louis Dawson

1	1:16.165	+7.307	14:24:52.589
2	1:10.946	+2.088	14:26:03.535
3	1:10.851	+1.993	14:27:14.386
4	1:10.810	+1.952	14:28:25.196
5	1:09.935	+1.077	14:29:35.131
6	1:09.756	+0.898	14:30:44.887
7	1:09.006	+0.148	14:31:53.893
8	1:09.543	+0.685	14:33:03.436
9	1:09.286	+0.428	14:34:12.722
10	1:10.373	+1.515	14:35:23.095
11	1:08.858		14:36:31.953

(23) Luigi LaVecchia

1	1:18.053	+8.184	14:24:54.487
2	1:12.500	+2.631	14:26:06.987
3	1:12.256	+2.387	14:27:19.243
4	1:11.239	+1.370	14:28:30.482
5	1:11.419	+1.550	14:29:41.901
6	1:10.782	+0.913	14:30:52.683
7	1:10.157	+0.288	14:32:02.840
8	1:11.351	+1.482	14:33:14.191
9	1:09.869		14:34:24.060

Lap	Lap Tm	Diff	Time of Day
10	1:10.259	+0.390	14:35:34.319
11	1:10.289	+0.420	14:36:44.608

(35) Jake Dixon

1	1:06.699	+4.479	14:24:41.116
2	1:03.074	+0.854	14:25:44.190
3	1:02.588	+0.368	14:26:46.778
4	1:02.621	+0.401	14:27:49.399
5	1:02.562	+0.342	14:28:51.961
6	1:02.730	+0.510	14:29:54.691
7	1:02.258	+0.038	14:30:56.949
8	1:02.220		14:31:59.169

Lap	Lap Tm	Diff	Time of Day
-----	--------	------	-------------

Chief of Timing and Scoring

Race Director

Weather / Track : (Cloudy / Dry)

Reults @ www.sportstimingservices.com

Printed: 27/08/2011 14:40:42





Thundersport GB Rounds 13 and 14

Sorted on Laps

Aprilia RRV450GP

Pembrey 1.456 Miles

Race 13

27/08/2011 16:42

Race started at 16:42:54

Pos	No.	Name	Bike	CC	Laps	Total Tm	Diff	Gap	Best Tm	Best Spd	Avg. Spd	Start Pos
1	100	Connor Tagg	Aprilia	450	12	12:36.256			1:01.711	84.938	83.172	5
2	43	James Folkard	Aprilia	450	12	12:36.527	0.271	0.271	1:01.630	85.049	83.142	2
3	35	Jake Dixon	Aprilia	450	12	12:49.978	13.722	13.451	1:01.929	84.639	81.690	4
4	14	Will Hodgson	Aprilia	450	12	13:02.784	26.528	12.806	1:03.648	82.353	80.353	17
5	54	Sam Cox	Aprilia	450	12	13:03.031	26.775	0.247	1:03.731	82.246	80.328	6
6	19	Blake Woulds	Aprilia	450	12	13:03.153	26.897	0.122	1:03.504	82.540	80.315	11
7	99	Jordan Hole	Aprilia	450	12	13:04.063	27.807	0.910	1:03.702	82.283	80.222	3
8	30	Liam Shellcock	Aprilia	450	12	13:05.284	29.028	1.221	1:03.407	82.666	80.097	7
9	95	Luke Thackeray	Aprilia	450	12	13:05.517	29.261	0.233	1:03.713	82.269	80.074	8
10	94	Jamie Thackeray	Aprilia	450	12	13:17.374	41.118	11.857	1:04.200	81.645	78.883	10
11	147	Thomas Strettle	Aprilia	450	12	13:25.070	48.814	7.696	1:05.749	79.721	78.129	9
12	3	Michael Clifford	Aprilia	450	12	13:25.206	48.950	0.136	1:05.019	80.616	78.116	13
13	8	Acea Webb	Aprilia	450	12	13:26.011	49.755	0.805	1:05.415	80.128	78.038	12
14	37	Clinton Carver	Aprilia	450	11	12:50.319	1 Lap	1 Lap	1:07.908	77.187	74.849	16
15	140	Ben Coyle	Aprilia	450	11	12:51.533	1 Lap	1.214	1:07.914	77.180	74.731	14
16	53	Rhys Hutchinson	Aprilia	450	11	12:51.942	1 Lap	0.409	1:08.276	76.771	74.692	15
17	23	Luigi LaVecchia	Aprilia	450	11	13:05.520	1 Lap	13.578	1:09.745	75.154	73.401	18
Not classified												
DNF	29	Phil Canessa	Aprilia	450	1	1:11.423	DNF		1:11.053	73.770	73.388	1

Announcements

*** No 35 - 10 seconds jump start penalty***

Margin of Victory	Avg. Speed	Best Lap Tm	Best Spd	Best Lap by
0.271	83.172	1:01.630	85.049	43 - James Folkard

Chief of Timing and Scoring

Race Director

Weather / Track : (Bright / Dry)

Reults @ www.sporttimingservices.com





Thundersport GB Rounds 13 and 14

Lapchart

Aprilia RRV450GP

Pembrey 1.456 Miles

Race 13

27/08/2011 16:42

Race started at 16:42:54

Competitors

	Laps													
	0	1	2	3	4	5	6	7	8	9	10	11	12	
James Folkard (43)	1	43	35	35	35	100	100	100	100	100	43	43	100	100
Phil Canessa (29)	2	29	43	100	100	35	43	43	43	43	100	100	43	43
Jordan Hole (99)	3	99	100	43	43	43	35	35	35	35	35	35	35	35
Jake Dixon (35)	4	35	29	99	99	54	54	54	54	54	14	14	14	14
Connor Tagg (100)	5	100	54	54	54	99	19	19	19	19	19	19	54	54
Sam Cox (54)	6	54	99	19	19	19	99	99	99	14	54	54	19	19
Liam Shellcock (30)	7	30	19	14	14	14	14	14	14	99	30	30	99	99
Thomas Strettle (147)	8	147	147	147	30	30	30	30	30	30	99	99	30	30
Luke Thackeray (95)	9	95	14	30	95	95	95	95	95	95	95	95	95	95
Blake Woulds (19)	10	19	30	95	147	147	147	147	147	147	94	94	94	94
Jamie Thackeray (94)	11	94	95	94	94	94	94	94	94	94	147	147	147	147
Acea Webb (8)	12	8	94	3	3	8	8	8	8	8	8	3	3	3
Michael Clifford (3)	13	3	3	8	8	3	3	3	3	3	3	8	8	8
Rhys Hutchinson (53)	14	53	8	53	37	37	37	37	37	140	37	37	37	37
Ben Coyle (140)	15	140	37	37	53	53	140	140	140	37	53	140	140	140
Will Hodgson (14)	16	14	53	140	140	140	53	53	53	53	140	53	53	53
Clinton Carver (37)	17	37	140	23	23	23	23	23	23	23	23	23	23	23
Luigi LaVecchia (23)	18	23	23											

Chief of Timing and Scoring

Race Director

Weather / Track : (Bright / Dry)

Reults @ www.sportstimingservices.com

Printed: 27/08/2011 17:00:54





Thundersport GB Rounds 13 and 14

Aprilia RRV450GP

Pembrey 1.456 Miles

Race 13

27/08/2011 16:42

Race started at 16:42:54

Lap	Lap Tm	Diff	Time of Day
(100) Connor Tagg			
1	1:07.468	+5.757	16:44:05.400
2	1:03.752	+2.041	16:45:09.152
3	1:02.964	+1.253	16:46:12.116
4	1:02.458	+0.747	16:47:14.574
5	1:02.385	+0.674	16:48:16.959
6	1:02.065	+0.354	16:49:19.024
7	1:01.975	+0.264	16:50:20.999
8	1:01.855	+0.144	16:51:22.854
9	1:02.181	+0.470	16:52:25.035
10	1:01.897	+0.186	16:53:26.932
11	1:01.756	+0.045	16:54:28.688
12	1:01.711		16:55:30.399

(43) James Folkard			
1	1:11.236	+9.606	16:44:05.379
2	1:03.996	+2.366	16:45:09.375
3	1:02.823	+1.193	16:46:12.198
4	1:02.820	+1.190	16:47:15.018
5	1:02.126	+0.496	16:48:17.144
6	1:02.076	+0.446	16:49:19.220
7	1:02.066	+0.436	16:50:21.286
8	1:01.779	+0.149	16:51:23.065
9	1:01.854	+0.224	16:52:24.919
10	1:01.916	+0.286	16:53:26.835
11	1:02.205	+0.575	16:54:29.040
12	1:01.630		16:55:30.670

(35) Jake Dixon			
1	1:07.529	+5.600	16:44:05.160
2	1:03.227	+1.298	16:45:08.387
3	1:03.391	+1.462	16:46:11.778
4	1:03.002	+1.073	16:47:14.780
5	1:02.802	+0.873	16:48:17.582
6	1:02.061	+0.132	16:49:19.643
7	1:02.130	+0.201	16:50:21.773
8	1:01.929		16:51:23.702
9	1:02.140	+0.211	16:52:25.842
10	1:03.246	+1.317	16:53:29.088
11	1:02.506	+0.577	16:54:31.594
12	1:02.527	+0.598	16:55:34.121

(14) Will Hodgson			
1	1:09.731	+6.083	16:44:09.149
2	1:06.348	+2.700	16:45:15.497
3	1:04.821	+1.173	16:46:20.318
4	1:04.735	+1.087	16:47:25.053
5	1:04.587	+0.939	16:48:29.640
6	1:03.648		16:49:33.288
7	1:04.061	+0.413	16:50:37.349
8	1:03.769	+0.121	16:51:41.118
9	1:03.690	+0.042	16:52:44.808
10	1:04.033	+0.385	16:53:48.841
11	1:04.306	+0.658	16:54:53.147
12	1:03.780	+0.132	16:55:56.927

(54) Sam Cox			
1	1:09.409	+5.678	16:44:07.729
2	1:06.188	+2.457	16:45:13.917
3	1:04.672	+0.941	16:46:18.589

Lap	Lap Tm	Diff	Time of Day
4	1:04.675	+0.944	16:47:23.264
5	1:04.613	+0.882	16:48:27.877
6	1:04.391	+0.660	16:49:32.268
7	1:04.308	+0.577	16:50:36.576
8	1:04.338	+0.607	16:51:40.914
9	1:04.158	+0.427	16:52:45.072
10	1:04.195	+0.464	16:53:49.267
11	1:04.176	+0.445	16:54:53.443
12	1:03.731		16:55:57.174

(19) Blake Wouds			
1	1:09.823	+6.319	16:44:08.622
2	1:05.360	+1.856	16:45:13.982
3	1:04.832	+1.328	16:46:18.814
4	1:04.882	+1.378	16:47:23.696
5	1:04.603	+1.099	16:48:28.299
6	1:04.116	+0.612	16:49:32.415
7	1:04.327	+0.823	16:50:36.742
8	1:04.287	+0.783	16:51:41.029
9	1:03.873	+0.369	16:52:44.902
10	1:04.285	+0.781	16:53:49.187
11	1:04.605	+1.101	16:54:53.792
12	1:03.504		16:55:57.296

(99) Jordan Hole			
1	1:10.155	+6.453	16:44:07.767
2	1:05.256	+1.554	16:45:13.023
3	1:05.186	+1.484	16:46:18.209
4	1:05.252	+1.550	16:47:23.461
5	1:04.911	+1.209	16:48:28.372
6	1:04.470	+0.768	16:49:32.842
7	1:04.339	+0.637	16:50:37.181
8	1:04.679	+0.977	16:51:41.860
9	1:04.151	+0.449	16:52:46.011
10	1:03.702		16:53:49.713
11	1:04.213	+0.511	16:54:53.926
12	1:04.280	+0.578	16:55:58.206

(30) Liam Shellcock			
1	1:11.090	+7.683	16:44:09.684
2	1:06.218	+2.811	16:45:15.902
3	1:05.255	+1.848	16:46:21.157
4	1:04.022	+0.615	16:47:25.179
5	1:04.532	+1.125	16:48:29.711
6	1:04.188	+0.781	16:49:33.899
7	1:03.768	+0.361	16:50:37.667
8	1:04.385	+0.978	16:51:42.052
9	1:03.407		16:52:45.459
10	1:04.024	+0.617	16:53:49.483
11	1:04.624	+1.217	16:54:54.107
12	1:05.320	+1.913	16:55:59.427

(95) Luke Thackeray			
1	1:11.401	+7.688	16:44:10.084
2	1:06.096	+2.383	16:45:16.180
3	1:05.793	+2.080	16:46:21.973
4	1:04.377	+0.664	16:47:26.350
5	1:04.285	+0.572	16:48:30.635
6	1:04.173	+0.460	16:49:34.808
7	1:03.976	+0.263	16:50:38.784
8	1:04.141	+0.428	16:51:42.925

Lap	Lap Tm	Diff	Time of Day
9	1:03.808	+0.095	16:52:46.733
10	1:03.887	+0.174	16:53:50.620
11	1:03.713		16:54:54.333
12	1:05.327	+1.614	16:55:59.660

(94) Jamie Thackeray			
1	1:12.500	+8.300	16:44:11.385
2	1:08.880	+4.680	16:45:20.265
3	1:07.463	+3.263	16:46:27.728
4	1:06.398	+2.198	16:47:34.126
5	1:05.124	+0.924	16:48:39.250
6	1:05.018	+0.818	16:49:44.268
7	1:04.486	+0.286	16:50:48.754
8	1:04.788	+0.588	16:51:53.542
9	1:04.962	+0.762	16:52:58.504
10	1:04.450	+0.250	16:54:02.954
11	1:04.200		16:55:07.154
12	1:04.363	+0.163	16:56:11.517

(147) Thomas Strettle			
1	1:10.120	+4.371	16:44:08.771
2	1:06.964	+1.215	16:45:15.735
3	1:06.676	+0.927	16:46:22.411
4	1:06.062	+0.313	16:47:28.473
5	1:05.749		16:48:34.222
6	1:05.830	+0.081	16:49:40.052
7	1:05.752	+0.003	16:50:45.804
8	1:07.045	+1.296	16:51:52.849
9	1:05.826	+0.077	16:52:58.675
10	1:08.354	+2.605	16:54:07.029
11	1:06.134	+0.385	16:55:13.163
12	1:06.050	+0.301	16:56:19.213

(3) Michael Clifford			
1	1:12.565	+7.546	16:44:11.726
2	1:08.699	+3.680	16:45:20.425
3	1:07.607	+2.588	16:46:28.032
4	1:08.404	+3.385	16:47:36.436
5	1:05.504	+0.485	16:48:41.940
6	1:05.091	+0.072	16:49:47.031
7	1:05.019		16:50:52.050
8	1:05.478	+0.459	16:51:57.528
9	1:05.389	+0.370	16:53:02.917
10	1:05.532	+0.513	16:54:08.449
11	1:05.639	+0.620	16:55:14.088
12	1:05.261	+0.242	16:56:19.349

(8) Acea Webb			
1	1:13.536	+8.121	16:44:12.591
2	1:08.301	+2.886	16:45:20.892
3	1:07.646	+2.231	16:46:28.538
4	1:06.096	+0.681	16:47:34.634
5	1:05.840	+0.425	16:48:40.474
6	1:05.415		16:49:45.889
7	1:05.825	+0.410	16:50:51.714
8	1:05.599	+0.184	16:51:57.313
9	1:05.540	+0.125	16:53:02.853
10	1:05.990	+0.575	16:54:08.843
11	1:05.593	+0.178	16:55:14.436
12	1:05.718	+0.303	16:56:20.154

Chief of Timing and Scoring

Race Director

Weather / Track : (Bright / Dry)

Reults @ www.sportstimingservices.com





Thundersport GB Rounds 13 and 14

Aprilia RRV450GP

Pembrey 1.456 Miles

Race 13

27/08/2011 16:42

Race started at 16:42:54

Lap	Lap Tm	Diff	Time of Day
(37) Clinton Carver			
1	1:15.701	+7.793	16:44:15.203
2	1:11.467	+3.559	16:45:26.670
3	1:09.392	+1.484	16:46:36.062
4	1:09.647	+1.739	16:47:45.709
5	1:09.272	+1.364	16:48:54.981
6	1:08.621	+0.713	16:50:03.602
7	1:08.086	+0.178	16:51:11.688
8	1:08.286	+0.378	16:52:19.974
9	1:07.918	+0.010	16:53:27.892
10	1:07.908		16:54:35.800
11	1:08.662	+0.754	16:55:44.462

(140) Ben Coyle			
1	1:16.095	+8.181	16:44:15.432
2	1:11.934	+4.020	16:45:27.366
3	1:09.219	+1.305	16:46:36.585
4	1:09.423	+1.509	16:47:46.008
5	1:09.363	+1.449	16:48:55.371
6	1:08.321	+0.407	16:50:03.692
7	1:08.047	+0.133	16:51:11.739
8	1:08.063	+0.149	16:52:19.802
9	1:09.516	+1.602	16:53:29.318
10	1:07.914		16:54:37.232
11	1:08.444	+0.530	16:55:45.676

(53) Rhys Hutchinson			
1	1:15.903	+7.627	16:44:15.239
2	1:10.957	+2.681	16:45:26.196
3	1:09.983	+1.707	16:46:36.179
4	1:09.678	+1.402	16:47:45.857
5	1:09.618	+1.342	16:48:55.475
6	1:08.539	+0.263	16:50:04.014
7	1:08.458	+0.182	16:51:12.472
8	1:08.277	+0.001	16:52:20.749
9	1:08.276		16:53:29.025
10	1:08.474	+0.198	16:54:37.499
11	1:08.586	+0.310	16:55:46.085

(23) Luigi LaVecchia			
1	1:15.759	+6.014	16:44:15.530
2	1:12.000	+2.255	16:45:27.530
3	1:09.797	+0.052	16:46:37.327
4	1:10.311	+0.566	16:47:47.638
5	1:11.172	+1.427	16:48:58.810
6	1:10.564	+0.819	16:50:09.374
7	1:10.045	+0.300	16:51:19.419
8	1:09.863	+0.118	16:52:29.282
9	1:09.745		16:53:39.027
10	1:10.009	+0.264	16:54:49.036
11	1:10.627	+0.882	16:55:59.663

(29) Phil Canessa			
1	1:11.053		16:44:05.566

Lap Lap Tm Diff Time of Day

Lap Lap Tm Diff Time of Day

Chief of Timing and Scoring

Race Director

Weather / Track : (Bright / Dry)

Reults @ www.sportstimingservices.com

Printed: 27/08/2011 16:59:59





Thundersport GB Rounds 13 and 14

Sorted on Best Lap time

GP2 , GP3 & RRV450GP

Pembrey 1.456 Miles

Warm up

28/08/2011 09:00

Practice started at 9:00:45

Pos	No.	Name	Bike	CC	Best Tm	Best Spd	Gap	Diff - Ldr.	In Lap	2nd Best
1	43	James Folkard	Aprilia	450	1:02.159	84.326			4	1:02.859
2	100	Connor Tagg	Aprilia	450	1:02.642	83.675	0.483	0.483	8	1:02.673
3	35	Jake Dixon	Aprilia	450	1:02.756	83.523	0.114	0.597	8	1:02.756
4	29	Phil Canessa	Aprilia	450	1:02.956	83.258	0.200	0.797	4	1:03.385
5	99	Jordan Hole	Aprilia	450	1:03.361	82.726	0.405	1.202	8	1:03.508
6	10	Curtis Rothwell	Suzuki	650 M	1:03.792	82.167	0.431	1.633	8	1:04.078
7	30	Liam Shellcock	Aprilia	450	1:03.847	82.096	0.055	1.688	6	1:04.432
8	3	Michael Clifford	Aprilia	450	1:04.249	81.583	0.402	2.090	6	1:05.055
9	14	Will Hodgson	Aprilia	450	1:04.414	81.374	0.165	2.255	5	1:04.733
10	33	James Robinson	Honda	125-GP3	1:04.526	81.232	0.112	2.367	5	1:05.647
11	54	Sam Cox	Aprilia	450	1:04.601	81.138	0.075	2.442	8	1:04.625
12	17	Ian Popplewell	Kawasaki	650 M	1:04.757	80.943	0.156	2.598	6	1:05.048
13	19	Blake Woulds	Aprilia	450	1:04.801	80.888	0.044	2.642	7	1:05.439
14	94	Jamie Thackeray	Aprilia	450	1:05.158	80.444	0.357	2.999	5	1:05.452
15	95	Luke Thackeray	Aprilia	450	1:05.293	80.278	0.135	3.134	5	1:05.958
16	93	Alan Russell	Honda	400	1:05.298	80.272	0.005	3.139	3	1:05.341
17	8	Acea Webb	Aprilia	450	1:05.477	80.053	0.179	3.318	6	1:05.481
18	88	Josh Daley	Kawasaki	400	1:05.737	79.736	0.260	3.578	8	1:05.892
19	53	Rhys Hutchinson	Aprilia	450	1:08.152	76.910	2.415	5.993	7	1:08.510
20	140	Ben Coyle	Aprilia	450	1:08.490	76.531	0.338	6.331	7	1:08.707
21	23	Luigi LaVecchia	Aprilia	450	1:09.048	75.912	0.558	6.889	7	1:09.481
22	34	Louis Dawson	Aprilia	450	1:09.315	75.620	0.267	7.156	7	1:10.089
23	37	Clinton Carver	Aprilia	450	1:10.637	74.205	1.322	8.478	5	1:11.155
24	72	Dave Palfreman	Suzuki	650 M	1:11.217	73.600	0.580	9.058	3	1:11.506
25	24	James Hobson	Honda	125-GP3	1:14.424	70.429	3.207	12.265	8	1:15.138
26	147	Thomas Strettle	Aprilia	450		-			0	

Announcements

*** No 147 - No Transponder***

No 140 - transponder charge is low

Chief of Timing and Scoring

Race Director

Weather / Track : (Cloudy / Dry)

Reults @ www.sportstimingservices.com

Printed: 28/08/2011 09:14:04





Thundersport GB Rounds 13 and 14

Sorted on Laps

Aprilia RRV450GP

Pembrey 1.456 Miles

Race 7

28/08/2011 12:01

Race started at 12:01:29

Pos	No.	Name	Bike	CC	Laps	Total Tm	Diff	Gap	Best Tm	Best Spd	Avg. Spd	Start Pos
1	35	Jake Dixon	Aprilia	450	12	12:32.774			1:01.800	84.816	83.557	4
2	43	James Folkard	Aprilia	450	12	12:32.999	0.225	0.225	1:01.847	84.751	83.532	2
3	100	Connor Tagg	Aprilia	450	12	12:35.668	2.894	2.669	1:01.842	84.758	83.237	5
4	29	Phil Canessa	Aprilia	450	12	12:40.943	8.169	5.275	1:02.016	84.520	82.660	1
5	30	Liam Shellcock	Aprilia	450	12	12:49.900	17.126	8.957	1:02.914	83.314	81.698	7
6	99	Jordan Hole	Aprilia	450	12	12:53.666	20.892	3.766	1:03.110	83.055	81.300	3
7	14	Will Hodgson	Aprilia	450	12	12:55.606	22.832	1.940	1:03.030	83.160	81.097	17
8	19	Blake Woulds	Aprilia	450	12	12:55.824	23.050	0.218	1:03.675	82.318	81.074	11
9	147	Thomas Strettle	Aprilia	450	12	12:58.424	25.650	2.600	1:03.457	82.601	80.803	9
10	54	Sam Cox	Aprilia	450	12	12:59.081	26.307	0.657	1:03.770	82.195	80.735	6
11	3	Michael Clifford	Aprilia	450	12	12:59.256	26.482	0.175	1:03.617	82.393	80.717	13
12	94	Jamie Thackeray	Aprilia	450	12	12:59.825	27.051	0.569	1:03.783	82.179	80.658	10
13	8	Acea Webb	Aprilia	450	12	13:12.705	39.931	12.880	1:04.755	80.945	79.348	12
14	140	Ben Coyle	Aprilia	450	12	13:37.293	1:04.519	24.588	1:06.461	78.867	76.960	14
15	37	Clinton Carver	Aprilia	450	12	13:37.377	1:04.603	0.084	1:06.393	78.948	76.952	0
16	34	Louis Dawson	Aprilia	450	11	12:51.301	1 Lap	1 Lap	1:08.641	76.363	74.754	0
17	23	Luigi LaVecchia	Aprilia	450	11	12:53.126	1 Lap	1.825	1:08.707	76.289	74.577	18

Not classified

DNF	53	Rhys Hutchinson	Aprilia	450	11	12:31.271	DNF		1:06.740	78.538	76.747	15
DNF	95	Luke Thackeray	Aprilia	450	10	10:44.454	DNF		1:02.652	83.662	81.334	8

Margin of Victory	Avg. Speed	Best Lap Tm	Best Spd	Best Lap by
0.225	83.557	1:01.800	84.816	35 - Jake Dixon

Chief of Timing and Scoring

Race Director

Weather / Track : (Bright / Dry)

Reults @ www.sportstimeservices.com





Thundersport GB Rounds 13 and 14

Lapchart

Aprilia RRV450GP

Pembrey 1.456 Miles

Race 7

28/08/2011 12:01

Race started at 12:01:29

Competitors

	Laps													
	0	1	2	3	4	5	6	7	8	9	10	11	12	
James Folkard (43)	1	43	43	35	35	35	35	35	35	43	35	35	35	35
Phil Canessa (29)	2	29	35	43	43	43	43	43	35	43	43	43	43	43
Jordan Hole (99)	3	99	29	29	100	100	29	100	100	100	100	100	100	100
Jake Dixon (35)	4	35	100	100	29	29	100	29	29	29	29	29	29	29
Connor Tagg (100)	5	100	30	30	30	30	30	30	30	30	30	30	30	30
Sam Cox (54)	6	54	54	54	54	19	54	95	95	99	95	95	99	99
Liam Shellcock (30)	7	30	147	147	19	54	19	99	99	95	99	99	14	14
Thomas Strettle (147)	8	147	19	19	147	147	99	19	19	19	19	19	19	19
Luke Thackeray (95)	9	95	95	95	95	95	147	147	147	14	14	14	147	147
Blake Woulds (19)	10	19	94	99	99	14	95	54	14	54	54	147	54	54
Jamie Thackeray (94)	11	94	14	14	14	99	14	14	54	147	147	54	3	3
Acea Webb (8)	12	8	99	94	94	3	3	3	3	3	94	94	94	94
Michael Clifford (3)	13	3	3	3	3	94	94	94	94	94	3	3	8	8
Rhys Hutchinson (53)	14	53	8	8	8	8	8	8	8	8	8	8	140	140
Clinton Carver (37)	15	37	37	140	140	140	140	140	37	37	37	37	37	37
Will Hodgson (14)	16	14	140	37	37	37	37	37	140	53	53	140	53	
Ben Coyle (140)	17	140	53	53	53	53	53	53	53	140	140	53	34	
Luigi LaVecchia (23)	18	23	23	34	34	34	34	34	34	34	34	34	23	
Louis Dawson (34)	19	34	34	23	23	23	23	23	23	23	23	23	23	

Chief of Timing and Scoring

Race Director

Weather / Track : (Bright / Dry)

Reults @ www.sportstimingservices.com

Printed: 28/08/2011 12:22:55





Thundersport GB Rounds 13 and 14

Aprilia RRV450GP

Pembrey 1.456 Miles

Race 7

28/08/2011 12:01

Race started at 12:01:29

Lap	Lap Tm	Diff	Time of Day
(35) Jake Dixon			
1	1:05.688	+3.888	12:02:37.606
2	1:01.800		12:03:39.406
3	1:02.681	+0.881	12:04:42.087
4	1:02.494	+0.694	12:05:44.581
5	1:02.033	+0.233	12:06:46.614
6	1:02.158	+0.358	12:07:48.772
7	1:02.588	+0.788	12:08:51.360
8	1:01.956	+0.156	12:09:53.316
9	1:02.175	+0.375	12:10:55.491
10	1:02.505	+0.705	12:11:57.996
11	1:02.313	+0.513	12:13:00.309
12	1:01.838	+0.038	12:14:02.147
(43) James Folkard			
1	1:08.009	+6.162	12:02:37.382
2	1:02.113	+0.266	12:03:39.495
3	1:02.695	+0.848	12:04:42.190
4	1:02.427	+0.580	12:05:44.617
5	1:02.086	+0.239	12:06:46.703
6	1:02.131	+0.284	12:07:48.834
7	1:02.626	+0.779	12:08:51.460
8	1:01.847		12:09:53.307
9	1:02.374	+0.527	12:10:55.681
10	1:02.696	+0.849	12:11:58.377
11	1:01.962	+0.115	12:13:00.339
12	1:02.033	+0.186	12:14:02.372
(100) Connor Tagg			
1	1:05.899	+4.057	12:02:38.055
2	1:02.201	+0.359	12:03:40.256
3	1:02.131	+0.289	12:04:42.387
4	1:02.350	+0.508	12:05:44.737
5	1:02.433	+0.591	12:06:47.170
6	1:01.842		12:07:49.012
7	1:02.723	+0.881	12:08:51.735
8	1:02.728	+0.886	12:09:54.463
9	1:02.494	+0.652	12:10:56.957
10	1:02.702	+0.860	12:11:59.659
11	1:02.390	+0.548	12:13:02.049
12	1:02.992	+1.150	12:14:05.041
(29) Phil Canessa			
1	1:07.467	+5.451	12:02:37.739
2	1:02.044	+0.028	12:03:39.783
3	1:02.848	+0.832	12:04:42.631
4	1:02.310	+0.294	12:05:44.941
5	1:02.181	+0.165	12:06:47.122
6	1:02.016		12:07:49.138
7	1:02.666	+0.650	12:08:51.804
8	1:03.259	+1.243	12:09:55.063
9	1:02.029	+0.013	12:10:57.092
10	1:02.621	+0.605	12:11:59.713
11	1:02.355	+0.339	12:13:02.068
12	1:08.248	+6.232	12:14:10.316
(30) Liam Shellcock			
1	1:06.376	+3.462	12:02:38.990
2	1:03.085	+0.171	12:03:42.075
3	1:03.255	+0.341	12:04:45.330

Lap	Lap Tm	Diff	Time of Day
4	1:02.914		12:05:48.244
5	1:03.257	+0.343	12:06:51.501
6	1:03.415	+0.501	12:07:54.916
7	1:03.262	+0.348	12:08:58.178
8	1:03.642	+0.728	12:10:01.820
9	1:03.776	+0.862	12:11:05.596
10	1:03.843	+0.929	12:12:09.439
11	1:03.427	+0.513	12:13:12.866
12	1:06.407	+3.493	12:14:19.273
(99) Jordan Hole			
1	1:10.058	+6.948	12:02:41.926
2	1:04.053	+0.943	12:03:45.979
3	1:03.709	+0.599	12:04:49.688
4	1:04.282	+1.172	12:05:53.970
5	1:04.088	+0.978	12:06:58.058
6	1:03.560	+0.450	12:08:01.618
7	1:03.610	+0.500	12:09:05.228
8	1:03.110		12:10:08.338
9	1:03.287	+0.177	12:11:11.625
10	1:03.269	+0.159	12:12:14.894
11	1:03.337	+0.227	12:13:18.231
12	1:04.808	+1.698	12:14:23.039
(14) Will Hodgson			
1	1:08.336	+5.306	12:02:41.839
2	1:04.397	+1.367	12:03:46.236
3	1:03.837	+0.807	12:04:50.073
4	1:03.794	+0.764	12:05:53.867
5	1:04.437	+1.407	12:06:58.304
6	1:05.170	+2.140	12:08:03.474
7	1:04.060	+1.030	12:09:07.534
8	1:03.030		12:10:10.564
9	1:03.167	+0.137	12:11:13.731
10	1:03.052	+0.022	12:12:16.783
11	1:04.020	+0.990	12:13:20.803
12	1:04.176	+1.146	12:14:24.979
(19) Blake Woulds			
1	1:07.983	+4.308	12:02:40.904
2	1:04.316	+0.641	12:03:45.220
3	1:03.882	+0.207	12:04:49.102
4	1:03.968	+0.293	12:05:53.070
5	1:04.869	+1.194	12:06:57.939
6	1:03.980	+0.305	12:08:01.919
7	1:03.675		12:09:05.594
8	1:03.681	+0.006	12:10:09.275
9	1:03.797	+0.122	12:11:13.072
10	1:03.693	+0.018	12:12:16.765
11	1:04.225	+0.550	12:13:20.990
12	1:04.207	+0.532	12:14:25.197
(147) Thomas Strettle			
1	1:07.878	+4.421	12:02:40.624
2	1:04.479	+1.022	12:03:45.103
3	1:04.255	+0.798	12:04:49.358
4	1:04.187	+0.730	12:05:53.545
5	1:04.581	+1.124	12:06:58.126
6	1:04.997	+1.540	12:08:03.123
7	1:04.295	+0.838	12:09:07.418
8	1:04.665	+1.208	12:10:12.083

Lap	Lap Tm	Diff	Time of Day
9	1:04.289	+0.832	12:11:16.372
10	1:03.457		12:12:19.829
11	1:03.923	+0.466	12:13:23.752
12	1:04.045	+0.588	12:14:27.797
(54) Sam Cox			
1	1:08.215	+4.445	12:02:40.551
2	1:04.046	+0.276	12:03:44.597
3	1:04.340	+0.570	12:04:48.937
4	1:04.330	+0.560	12:05:53.267
5	1:04.546	+0.776	12:06:57.813
6	1:05.605	+1.835	12:08:03.418
7	1:04.379	+0.609	12:09:07.797
8	1:04.195	+0.425	12:10:11.992
9	1:04.328	+0.558	12:11:16.320
10	1:03.770		12:12:20.090
11	1:04.160	+0.390	12:13:24.250
12	1:04.204	+0.434	12:14:28.454
(3) Michael Clifford			
1	1:09.588	+5.971	12:02:42.900
2	1:04.278	+0.661	12:03:47.178
3	1:03.873	+0.256	12:04:51.051
4	1:04.536	+0.919	12:05:55.587
5	1:03.889	+0.272	12:06:59.476
6	1:04.075	+0.458	12:08:03.551
7	1:04.589	+0.972	12:09:08.140
8	1:04.058	+0.441	12:10:12.198
9	1:04.658	+1.041	12:11:16.856
10	1:03.617		12:12:20.473
11	1:03.903	+0.286	12:13:24.376
12	1:04.253	+0.636	12:14:28.629
(94) Jamie Thackeray			
1	1:08.679	+4.896	12:02:41.747
2	1:04.929	+1.146	12:03:46.676
3	1:04.336	+0.553	12:04:51.012
4	1:05.140	+1.357	12:05:56.152
5	1:03.934	+0.151	12:07:00.086
6	1:03.956	+0.173	12:08:04.042
7	1:04.516	+0.733	12:09:08.558
8	1:03.879	+0.096	12:10:12.437
9	1:04.165	+0.382	12:11:16.602
10	1:03.783		12:12:20.385
11	1:04.299	+0.516	12:13:24.684
12	1:04.514	+0.731	12:14:29.198
(8) Acea Webb			
1	1:10.410	+5.655	12:02:43.675
2	1:05.551	+0.796	12:03:49.226
3	1:04.780	+0.025	12:04:54.006
4	1:05.328	+0.573	12:05:59.334
5	1:05.193	+0.438	12:07:04.527
6	1:04.850	+0.095	12:08:09.377
7	1:05.208	+0.453	12:09:14.585
8	1:05.414	+0.659	12:10:19.999
9	1:05.114	+0.359	12:11:25.113
10	1:04.755		12:12:29.868
11	1:05.793	+1.038	12:13:35.661
12	1:06.417	+1.662	12:14:42.078

Chief of Timing and Scoring

Race Director

Weather / Track : (Bright / Dry)

Reults @ www.sportstimingservices.com





Thundersport GB Rounds 13 and 14

Aprilia RRV450GP

Pembrey 1.456 Miles

Race 7

28/08/2011 12:01

Race started at 12:01:29

Lap	Lap Tm	Diff	Time of Day
(140) Ben Coyle			
1	1:11.223	+4.762	12:02:44.848
2	1:06.849	+0.388	12:03:51.697
3	1:07.341	+0.880	12:04:59.038
4	1:08.254	+1.793	12:06:07.292
5	1:06.652	+0.191	12:07:13.944
6	1:06.759	+0.298	12:08:20.703
7	1:08.624	+2.163	12:09:29.327
8	1:08.748	+2.287	12:10:38.075
9	1:07.800	+1.339	12:11:45.875
10	1:07.747	+1.286	12:12:53.622
11	1:06.461		12:14:00.083
12	1:06.583	+0.122	12:15:06.666

(37) Clinton Carver			
1	1:11.298	+4.905	12:02:44.799
2	1:07.183	+0.790	12:03:51.982
3	1:07.316	+0.923	12:04:59.298
4	1:08.230	+1.837	12:06:07.528
5	1:06.810	+0.417	12:07:14.338
6	1:06.658	+0.265	12:08:20.996
7	1:08.254	+1.861	12:09:29.250
8	1:08.451	+2.058	12:10:37.701
9	1:07.810	+1.417	12:11:45.511
10	1:08.055	+1.662	12:12:53.566
11	1:06.791	+0.398	12:14:00.357
12	1:06.393		12:15:06.750

(34) Louis Dawson			
1	1:13.837	+5.196	12:02:48.177
2	1:10.047	+1.406	12:03:58.224
3	1:09.742	+1.101	12:05:07.966
4	1:09.620	+0.979	12:06:17.586
5	1:08.767	+0.126	12:07:26.353
6	1:08.805	+0.164	12:08:35.158
7	1:08.897	+0.256	12:09:44.055
8	1:08.641		12:10:52.696
9	1:08.929	+0.288	12:12:01.625
10	1:10.172	+1.531	12:13:11.797
11	1:08.877	+0.236	12:14:20.674

(23) Luigi LaVecchia			
1	1:13.927	+5.220	12:02:47.848
2	1:10.436	+1.729	12:03:58.284
3	1:09.803	+1.096	12:05:08.087
4	1:09.689	+0.982	12:06:17.776
5	1:08.707		12:07:26.483
6	1:09.549	+0.842	12:08:36.032
7	1:08.936	+0.229	12:09:44.968
8	1:08.739	+0.032	12:10:53.707
9	1:09.255	+0.548	12:12:02.962
10	1:08.947	+0.240	12:13:11.909
11	1:10.590	+1.883	12:14:22.499

(53) Rhys Hutchinson			
1	1:11.744	+5.004	12:02:45.191
2	1:07.031	+0.291	12:03:52.222
3	1:07.300	+0.560	12:04:59.522
4	1:08.146	+1.406	12:06:07.668
5	1:06.931	+0.191	12:07:14.599
6	1:06.740		12:08:21.339

Lap	Lap Tm	Diff	Time of Day
7	1:08.206	+1.466	12:09:29.545
8	1:08.359	+1.619	12:10:37.904
9	1:07.701	+0.961	12:11:45.605
10	1:08.269	+1.529	12:12:53.874
11	1:06.770	+0.030	12:14:00.644

(95) Luke Thackeray			
1	1:08.191	+5.539	12:02:40.947
2	1:04.403	+1.751	12:03:45.350
3	1:04.151	+1.499	12:04:49.501
4	1:04.271	+1.619	12:05:53.772
5	1:04.420	+1.768	12:06:58.192
6	1:03.400	+0.748	12:08:01.592
7	1:03.262	+0.610	12:09:04.854
8	1:03.486	+0.834	12:10:08.340
9	1:02.652		12:11:10.992
10	1:02.835	+0.183	12:12:13.827

Lap	Lap Tm	Diff	Time of Day
-----	--------	------	-------------

Chief of Timing and Scoring

Race Director

Weather / Track : (Bright / Dry)

Reults @ www.sportstimingservices.com~

Printed: 28/08/2011 12:21:45





Thundersport GB Rounds 13 and 14

Sorted on Laps

Aprilia RRV450GP

Pembrey 1.456 Miles

Race 16

28/08/2011 15:47

Race started at 15:47:54

Pos	No.	Name	Bike	CC	Laps	Total Tm	Diff	Gap	Best Tm	Best Spd	Avg. Spd	Start Pos
1	100	Connor Tagg	Aprilia	450	12	12:24.507			1:01.111	85.772	84.484	5
2	35	Jake Dixon	Aprilia	450	12	12:29.705	5.198	5.198	1:01.720	84.925	83.899	4
3	43	James Folkard	Aprilia	450	12	12:30.039	5.532	0.334	1:01.591	85.103	83.861	2
4	29	Phil Canessa	Aprilia	450	12	12:38.476	13.969	8.437	1:01.805	84.809	82.928	1
5	19	Blake Woulds	Aprilia	450	12	12:45.799	21.292	7.323	1:02.836	83.417	82.135	11
6	30	Liam Shellcock	Aprilia	450	12	12:49.065	24.558	3.266	1:03.287	82.823	81.787	7
7	14	Will Hodgson	Aprilia	450	12	12:51.540	27.033	2.475	1:03.175	82.970	81.524	17
8	147	Thomas Strettle	Aprilia	450	12	12:51.963	27.456	0.423	1:03.269	82.846	81.480	9
9	54	Sam Cox	Aprilia	450	12	12:54.120	29.613	2.157	1:03.191	82.949	81.253	6
10	95	Luke Thackeray	Aprilia	450	12	12:54.145	29.638	0.025	1:03.214	82.918	81.250	8
11	3	Michael Clifford	Aprilia	450	12	12:59.484	34.977	5.339	1:03.904	82.023	80.693	13
12	94	Jamie Thackeray	Aprilia	450	12	13:00.726	36.219	1.242	1:03.736	82.239	80.565	10
13	8	Acea Webb	Aprilia	450	12	13:03.496	38.989	2.770	1:04.160	81.696	80.280	12
14	33	David Allingham	Aprilia	450	12	13:14.503	49.996	11.007	1:04.896	80.769	79.168	0
15	53	Rhys Hutchinson	Aprilia	450	11	12:38.355	1 Lap	1 Lap	1:07.565	77.579	76.030	15
16	34	Louis Dawson	Aprilia	450	11	12:38.494	1 Lap	0.139	1:07.343	77.834	76.016	0

Not classified

DNF	99	Jordan Hole	Aprilia	450	7	7:30.000	DNF		1:03.062	83.118	81.536	3
DNF	37	Clinton Carver	Aprilia	450		2.369	DNF		-	-	-	0

Margin of Victory	Avg. Speed	Best Lap Tm	Best Spd	Best Lap by
5.198	84.484	1:01.111	85.772	100 - Connor Tagg

Chief of Timing and Scoring

Race Director

Weather / Track : (Cloudy / Dry)

Reults @ www.sportstimeservices.com





Thundersport GB Rounds 13 and 14

Lapchart

Aprilia RRV450GP

Pembrey 1.456 Miles

Race 16

28/08/2011 15:47

Race started at 15:47:54

Competitors

	Laps													
	0	1	2	3	4	5	6	7	8	9	10	11	12	
Phil Canessa (29)	1	29	43	43	35	35	35	100	100	100	100	100	100	100
James Folkard (43)	2	43	35	35	43	43	100	43	35	35	35	35	35	35
Jake Dixon (35)	3	35	100	100	100	100	43	35	43	43	43	43	43	43
Jordan Hole (99)	4	99	29	29	29	29	29	29	29	29	29	29	29	29
Connor Tagg (100)	5	100	54	54	19	19	19	19	19	19	19	19	19	19
Sam Cox (54)	6	54	19	19	54	54	54	99	99	30	30	30	30	30
Liam Shellcock (30)	7	30	30	30	30	99	99	30	30	14	14	14	14	14
Thomas Strettle (147)	8	147	99	99	99	30	30	54	54	147	147	147	147	147
Luke Thackeray (95)	9	95	14	14	147	14	14	14	14	54	54	54	54	54
Blake Woulds (19)	10	19	147	147	14	147	147	147	147	95	95	95	95	95
Jamie Thackeray (94)	11	94	95	95	95	95	95	95	95	3	3	3	3	3
Acea Webb (8)	12	8	94	94	94	3	3	3	3	8	94	94	94	94
Michael Clifford (3)	13	3	8	8	3	94	94	8	8	94	8	8	8	8
Clinton Carver (37)	14	37	3	3	8	8	8	94	94	33	33	33	33	33
Rhys Hutchinson (53)	15	53	33	33	33	33	33	33	33	53	53	53	53	53
Will Hodgson (14)	16	14	53	53	53	53	53	53	53	34	34	34	34	34
David Allingham (33)	17	33	34	34	34	34	34	34	34					
Louis Dawson (34)	18	34												

Chief of Timing and Scoring

Race Director

Weather / Track : (Cloudy / Dry)

Reults @ www.sportstimingservices.com

Printed: 28/08/2011 16:06:20





Aprilia RRV450GP

Pembrey 1.456 Miles

Race 16

28/08/2011 15:47

Race started at 15:47:54

Lap	Lap Tm	Diff	Time of Day
(100) Connor Tagg			
1	1:05.114	+4.003	15:49:00.992
2	1:01.610	+0.499	15:50:02.602
3	1:02.494	+1.383	15:51:05.096
4	1:02.063	+0.952	15:52:07.159
5	1:01.839	+0.728	15:53:08.998
6	1:01.111		15:54:10.109
7	1:01.434	+0.323	15:55:11.543
8	1:01.353	+0.242	15:56:12.896
9	1:01.425	+0.314	15:57:14.321
10	1:01.783	+0.672	15:58:16.104
11	1:01.681	+0.570	15:59:17.785
12	1:01.665	+0.554	16:00:19.450
(35) Jake Dixon			
1	1:04.815	+3.095	15:49:00.499
2	1:02.030	+0.310	15:50:02.529
3	1:02.163	+0.443	15:51:04.692
4	1:02.277	+0.557	15:52:06.969
5	1:01.932	+0.212	15:53:08.901
6	1:02.007	+0.287	15:54:10.908
7	1:01.720		15:55:12.628
8	1:02.484	+0.764	15:56:15.112
9	1:01.810	+0.090	15:57:16.922
10	1:02.369	+0.649	15:58:19.291
11	1:02.777	+1.057	15:59:22.068
12	1:02.580	+0.860	16:00:24.648
(43) James Folkard			
1	1:05.141	+3.550	15:49:00.405
2	1:02.022	+0.431	15:50:02.427
3	1:02.350	+0.759	15:51:04.777
4	1:02.375	+0.784	15:52:07.152
5	1:02.076	+0.485	15:53:09.228
6	1:01.591		15:54:10.819
7	1:01.908	+0.317	15:55:12.727
8	1:02.484	+0.893	15:56:15.211
9	1:02.139	+0.548	15:57:17.350
10	1:02.001	+0.410	15:58:19.351
11	1:02.782	+1.191	15:59:22.133
12	1:02.849	+1.258	16:00:24.982
(29) Phil Canessa			
1	1:06.723	+4.918	15:49:01.666
2	1:02.397	+0.592	15:50:04.063
3	1:02.057	+0.252	15:51:06.120
4	1:01.805		15:52:07.925
5	1:01.883	+0.078	15:53:09.808
6	1:03.277	+1.472	15:54:13.085
7	1:03.453	+1.648	15:55:16.538
8	1:03.309	+1.504	15:56:19.847
9	1:02.874	+1.069	15:57:22.721
10	1:03.152	+1.347	15:58:25.873
11	1:03.287	+1.482	15:59:29.160
12	1:04.259	+2.454	16:00:33.419
(19) Blake Woulds			
1	1:06.643	+3.807	15:49:03.572
2	1:04.358	+1.522	15:50:07.930
3	1:03.421	+0.585	15:51:11.351

Lap	Lap Tm	Diff	Time of Day
4	1:03.613	+0.777	15:52:14.964
5	1:03.210	+0.374	15:53:18.174
6	1:02.907	+0.071	15:54:21.081
7	1:03.571	+0.735	15:55:24.652
8	1:03.871	+1.035	15:56:28.523
9	1:02.928	+0.092	15:57:31.451
10	1:03.013	+0.177	15:58:34.464
11	1:03.442	+0.606	15:59:37.906
12	1:02.836		16:00:40.742
(30) Liam Shellcock			
1	1:07.606	+4.319	15:49:04.238
2	1:03.913	+0.626	15:50:08.151
3	1:03.831	+0.544	15:51:11.982
4	1:03.612	+0.325	15:52:15.594
5	1:03.700	+0.413	15:53:19.294
6	1:03.760	+0.473	15:54:23.054
7	1:03.403	+0.116	15:55:26.457
8	1:03.287		15:56:29.744
9	1:03.555	+0.268	15:57:33.299
10	1:03.748	+0.461	15:58:37.047
11	1:03.449	+0.162	15:59:40.496
12	1:03.512	+0.225	16:00:44.008
(14) Will Hodgson			
1	1:07.839	+4.664	15:49:05.337
2	1:04.262	+1.087	15:50:09.599
3	1:04.336	+1.161	15:51:13.935
4	1:03.822	+0.647	15:52:17.757
5	1:03.303	+0.128	15:53:21.060
6	1:03.729	+0.554	15:54:24.789
7	1:03.933	+0.758	15:55:28.722
8	1:03.929	+0.754	15:56:32.651
9	1:03.678	+0.503	15:57:36.329
10	1:03.441	+0.266	15:58:39.770
11	1:03.175		15:59:42.945
12	1:03.538	+0.363	16:00:46.483
(17) Thomas Strettle			
1	1:08.849	+5.580	15:49:05.481
2	1:04.225	+0.956	15:50:09.706
3	1:03.991	+0.722	15:51:13.697
4	1:04.526	+1.257	15:52:18.223
5	1:03.300	+0.031	15:53:21.523
6	1:03.600	+0.331	15:54:25.123
7	1:03.690	+0.421	15:55:28.813
8	1:04.301	+1.032	15:56:33.114
9	1:03.741	+0.472	15:57:36.855
10	1:03.333	+0.064	15:58:40.188
11	1:03.269		15:59:43.457
12	1:03.449	+0.180	16:00:46.906
(54) Sam Cox			
1	1:07.179	+3.988	15:49:03.486
2	1:04.341	+1.150	15:50:07.827
3	1:03.753	+0.562	15:51:11.580
4	1:03.602	+0.411	15:52:15.182
5	1:03.191		15:53:18.373
6	1:06.367	+3.176	15:54:24.740
7	1:03.907	+0.716	15:55:28.647
8	1:04.911	+1.720	15:56:33.558

Lap	Lap Tm	Diff	Time of Day
9	1:03.575	+0.384	15:57:37.133
10	1:03.455	+0.264	15:58:40.588
11	1:04.279	+1.088	15:59:44.867
12	1:04.196	+1.005	16:00:49.063
(95) Luke Thackeray			
1	1:08.786	+5.572	15:49:05.536
2	1:05.339	+2.125	15:50:10.875
3	1:04.061	+0.847	15:51:14.936
4	1:03.428	+0.214	15:52:18.364
5	1:03.879	+0.665	15:53:22.243
6	1:03.214		15:54:25.457
7	1:03.805	+0.591	15:55:29.262
8	1:04.379	+1.165	15:56:33.641
9	1:03.747	+0.533	15:57:37.388
10	1:03.600	+0.386	15:58:40.988
11	1:03.983	+0.769	15:59:44.971
12	1:04.117	+0.903	16:00:49.088
(3) Michael Clifford			
1	1:10.840	+6.936	15:49:08.030
2	1:04.337	+0.433	15:50:12.367
3	1:04.615	+0.711	15:51:16.982
4	1:04.294	+0.390	15:52:21.276
5	1:03.904		15:53:25.180
6	1:04.486	+0.582	15:54:29.666
7	1:04.284	+0.380	15:55:33.950
8	1:03.950	+0.046	15:56:37.900
9	1:03.929	+0.025	15:57:41.829
10	1:03.928	+0.024	15:58:45.757
11	1:04.195	+0.291	15:59:49.952
12	1:04.475	+0.571	16:00:54.427
(94) Jamie Thackeray			
1	1:09.592	+5.856	15:49:06.643
2	1:05.333	+1.597	15:50:11.976
3	1:04.857	+1.121	15:51:16.833
4	1:04.699	+0.963	15:52:21.532
5	1:04.663	+0.927	15:53:26.195
6	1:04.728	+0.992	15:54:30.923
7	1:04.312	+0.576	15:55:35.235
8	1:04.279	+0.543	15:56:39.514
9	1:04.147	+0.411	15:57:43.661
10	1:04.102	+0.366	15:58:47.763
11	1:04.170	+0.434	15:59:51.933
12	1:03.736		16:00:55.669
(8) Acea Webb			
1	1:09.908	+5.748	15:49:07.042
2	1:05.161	+1.001	15:50:12.203
3	1:04.845	+0.685	15:51:17.048
4	1:04.725	+0.565	15:52:21.773
5	1:04.632	+0.472	15:53:26.405
6	1:04.284	+0.124	15:54:30.689
7	1:04.323	+0.163	15:55:35.012
8	1:04.374	+0.214	15:56:39.386
9	1:05.634	+1.474	15:57:45.020
10	1:04.710	+0.550	15:58:49.730
11	1:04.160		15:59:53.890
12	1:04.549	+0.389	16:00:58.439

Chief of Timing and Scoring

Race Director

Weather / Track : (Cloudy / Dry)

Results @ www.sportstimingservices.com

Printed: 28/08/2011 16:04:30



Orbits

Page 1/2



Thundersport GB Rounds 13 and 14

Aprilia RRV450GP

Pembrey 1.456 Miles

Race 16

28/08/2011 15:47

Race started at 15:47:54

Lap	Lap Tm	Diff	Time of Day
(33) David Allingham			
1	1:11.574	+6.678	15:49:09.333
2	1:05.852	+0.956	15:50:15.185
3	1:05.411	+0.515	15:51:20.596
4	1:04.896		15:52:25.492
5	1:05.011	+0.115	15:53:30.503
6	1:05.232	+0.336	15:54:35.735
7	1:05.082	+0.186	15:55:40.817
8	1:05.736	+0.840	15:56:46.553
9	1:05.997	+1.101	15:57:52.550
10	1:05.815	+0.919	15:58:58.365
11	1:05.363	+0.467	16:00:03.728
12	1:05.718	+0.822	16:01:09.446

(53) Rhys Hutchinson			
1	1:12.911	+5.346	15:49:10.266
2	1:08.170	+0.605	15:50:18.436
3	1:08.397	+0.832	15:51:26.833
4	1:08.362	+0.797	15:52:35.195
5	1:08.316	+0.751	15:53:43.511
6	1:08.756	+1.191	15:54:52.267
7	1:08.480	+0.915	15:56:00.747
8	1:08.237	+0.672	15:57:08.984
9	1:07.820	+0.255	15:58:16.804
10	1:08.929	+1.364	15:59:25.733
11	1:07.565		16:00:33.298

(34) Louis Dawson			
1	1:15.083	+7.740	15:49:13.164
2	1:08.774	+1.431	15:50:21.938
3	1:08.304	+0.961	15:51:30.242
4	1:08.169	+0.826	15:52:38.411
5	1:07.871	+0.528	15:53:46.282
6	1:07.506	+0.163	15:54:53.788
7	1:07.636	+0.293	15:56:01.424
8	1:07.875	+0.532	15:57:09.299
9	1:08.690	+1.347	15:58:17.989
10	1:08.105	+0.762	15:59:26.094
11	1:07.343		16:00:33.437

(99) Jordan Hole			
1	1:08.926	+5.864	15:49:04.659
2	1:03.752	+0.690	15:50:08.411
3	1:03.662	+0.600	15:51:12.073
4	1:03.393	+0.331	15:52:15.466
5	1:03.317	+0.255	15:53:18.783
6	1:03.098	+0.036	15:54:21.881
7	1:03.062		15:55:24.943

Lap Lap Tm Diff Time of Day

Lap Lap Tm Diff Time of Day

Chief of Timing and Scoring

Race Director

Weather / Track : (Cloudy / Dry)

Reults @ www.sportstimingservices.com

Printed: 28/08/2011 16:04:30





Thundersport GB Rounds 13 and 14

Sorted on Best Lap time

Aprilia Superteens

Pembrey 1.456 Miles

Qualifying

27/08/2011 09:23

Practice started at 9:23:23

Pos	No.	Name	Bike	CC	Best Tm	Best Spd	Gap	Diff - Ldr.	In Lap	2nd Best
1	40	Joe Francis	Aprilia	125n	1:07.362	77.812			16	1:07.784
2	3	David Allingham	Aprilia	125n	1:07.687	77.439	0.325	0.325	12	1:07.949
3	9	Ben Luxton	Aprilia	125	1:08.093	76.977	0.406	0.731	13	1:08.540
4	20	Tom Oliver	Aprilia	125	1:08.099	76.970	0.006	0.737	14	1:08.313
5	75	Bradley Jones	Aprilia	125	1:08.227	76.826	0.128	0.865	16	1:08.278
6	15	Ross Twyman	Aprilia	125	1:08.629	76.376	0.402	1.267	17	1:08.706
7	41	Milo Ward	Aprilia	125n	1:08.632	76.373	0.003	1.270	12	1:08.754
8	61	Harry Coomber	Aprilia	125	1:08.728	76.266	0.096	1.366	9	1:08.981
9	21	Max Symonds	Aprilia	125	1:09.205	75.740	0.477	1.843	11	1:09.221
10	37	Clinton Carver	Aprilia	125	1:09.504	75.414	0.299	2.142	1	1:11.796
11	5	George Stanley	Aprilia	125n	1:09.579	75.333	0.075	2.217	13	1:09.693
12	42	Aaron Coupland	Aprilia	125	1:10.815	74.018	1.236	3.453	5	1:10.875
13	34	Louis Dawson	Aprilia	125	1:10.929	73.899	0.114	3.567	7	1:11.115
14	22	Alex Baker	Aprilia	125n	1:11.165	73.654	0.236	3.803	16	1:11.305
15	23	Josh Hill	Aprilia	125n	1:12.126	72.673	0.961	4.764	14	1:12.186
16	19	Charley Oakland	Aprilia	125	1:12.322	72.476	0.196	4.960	10	1:12.475
17	194	Robyn Lindsay	Aprilia	125	1:12.482	72.316	0.160	5.120	16	1:12.760
18	212	Russell Brown	Aprilia	125n	1:13.155	71.651	0.673	5.793	15	1:13.385
19	26	Matthew Shillings	Aprilia	125	1:16.205	68.783	3.050	8.843	2	1:16.318
20	111	Sam Smith	Aprilia	125n			-		0	

Announcements

No 37 - No Transponder

Chief of Timing and Scoring

Race Director

Weather / Track : Cloudy / Dry

Reults @ www.sportstimingservices.com

Printed: 27/08/2011 09:44:53





Thundersport GB Rounds 13 and 14

Aprilia Superteens

Pembrey 1.456 Miles

Race 2 & 10 + Sunday 2 & 10

27/08/2011

Race

POLE POSITION

	1	2	3	4
1	40	3	9	20
2	75	15	41	61
3	21	37	5	42
4	34	22	23	19
5	194	212	26	111

Chief of Timing and Scoring

Race Director

Weather / Track :

Reults @ www.sportstimingservices.com

Printed: 27/08/2011 09:46:13





Thundersport GB Rounds 13 and 14

Sorted on Laps

Aprilia Superteens

Pembrey 1.456 Miles

Race 2

27/08/2011 12:13

Race started at 12:13:35

Pos	No.	Name	Bike	CC	Laps	Total Tm	Diff	Gap	Best Tm	Best Spd	Avg. Spd	Start Pos
1	40	Joe Francis	Aprilia	125n	12	14:27.313			1:10.151	74.719	72.522	1
2	9	Ben Luxton	Aprilia	125	12	14:35.503	8.190	8.190	1:10.843	73.989	71.844	3
3	75	Bradley Jones	Aprilia	125	12	14:37.848	10.535	2.345	1:10.705	74.133	71.652	5
4	3	David Allingham	Aprilia	125n	12	14:39.808	12.495	1.960	1:10.325	74.534	71.492	2
5	20	Tom Oliver	Aprilia	125	12	14:46.656	19.343	6.848	1:09.533	75.383	70.940	4
6	61	Harry Coomber	Aprilia	125	12	14:55.118	27.805	8.462	1:11.705	73.100	70.269	8
7	41	Milo Ward	Aprilia	125n	12	14:55.160	27.847	0.042	1:11.974	72.826	70.266	7
8	37	Clinton Carver	Aprilia	125	12	14:55.805	28.492	0.645	1:11.650	73.156	70.215	10
9	42	Aaron Coupland	Aprilia	125	12	15:01.409	34.096	5.604	1:12.538	72.260	69.779	12
10	22	Alex Baker	Aprilia	125n	12	15:02.144	34.831	0.735	1:13.377	71.434	69.722	14
11	21	Max Symonds	Aprilia	125	12	15:12.321	45.008	10.176	1:11.121	73.700	68.944	9
12	15	Ross Twyman	Aprilia	125	12	15:22.495	55.182	10.174	1:13.273	71.535	68.184	6
13	194	Robyn Lindsay	Aprilia	125	12	15:31.282	1:03.969	8.787	1:14.315	70.532	67.540	17
14	23	Josh Hill	Aprilia	125n	12	15:38.433	1:11.120	7.151	1:15.450	69.471	67.026	15
15	111	Sam Smith	Aprilia	125n	12	15:38.602	1:11.289	0.169	1:15.287	69.622	67.014	20
16	19	Charley Oakland	Aprilia	125	12	15:38.909	1:11.596	0.307	1:15.646	69.291	66.992	16
17	5	George Stanley	Aprilia	125n	11	14:35.032	1 Lap	1 Lap	1:14.640	70.225	65.892	11

Not classified

DNF	34	Louis Dawson	Aprilia	125	5	6:24.740	DNF		1:13.557	71.259	68.119	13
DNF	26	Matthew Shillings	Aprilia	125	3	4:23.404	DNF		1:14.667	70.200	59.698	19
DNF	212	Russell Brown	Aprilia	125n	1	1:26.702	DNF		1:20.549	65.073	60.455	18

Announcements

No 194 - 10 seconds Jump Start Penalty

*** Nos 22 & 37 - Please fit transponder to be shown in next race result***

Margin of Victory	Avg. Speed	Best Lap Tm	Best Spd	Best Lap by
8.190	72.522	1:09.533	75.383	20 - Tom Oliver

Chief of Timing and Scoring

Race Director

Weather / Track : (Rain / Wet)

Reults @ www.sportstimeservices.com



Printed: 27/08/2011 12:59:02



Thundersport GB Rounds 13 and 14

Lapchart

Aprilia Superteens

Pembrey 1.456 Miles

Race 2

27/08/2011 12:13

Race started at 12:13:35

Competitors

	Laps													
	0	1	2	3	4	5	6	7	8	9	10	11	12	
David Allingham (3)	1	3	3	40	40	40	40	40	40	40	40	40	40	40
Joe Francis (40)	2	40	40	3	3	20	20	9	9	9	9	9	9	9
Tom Oliver (20)	3	20	21	20	20	3	3	75	75	75	75	75	75	75
Ben Luxton (9)	4	9	20	21	75	21	9	20	3	3	3	3	3	3
Ross Twyman (15)	5	15	9	75	21	75	75	3	20	20	20	20	20	20
Bradley Jones (75)	6	75	75	9	9	9	21	21	21	41	41	41	41	61
Max Symonds (21)	7	21	61	61	61	61	41	41	61	61	61	61	61	41
Milo Ward (41)	8	41	15	41	41	41	61	61	41	42	42	42	42	42
Harry Coomber (61)	9	61	41	15	42	42	42	42	21	21	21	21	21	21
George Stanley (5)	10	5	26	26	15	15	15	15	194	194	194	194	194	194
Louis Dawson (34)	11	34	5	42	5	34	34	194	15	15	15	15	15	15
Aaron Coupland (42)	12	42	34	5	34	5	194	23	23	19	23	23	23	23
Robyn Lindsay (194)	13	194	42	34	194	194	5	111	19	23	19	111	111	111
Charley Oakland (19)	14	19	194	194	23	23	19	19	111	111	111	19	19	19
Matthew Shillings (26)	15	26	19	19	19	19	23	5	5	5	5	5	5	5
Josh Hill (23)	16	23	111	23	111	111	111	37	37	37	37	37	37	37
Russell Brown (212)	17	212	212	111	26	37	37	22	22					
Sam Smith (111)	18	111	23	37	37	22	22							
Clinton Carver (37)	19	37	37	22	22									
Alex Baker (22)	20	22	22											

Chief of Timing and Scoring

Race Director

Weather / Track : (Cloudy / Dry)

Reults @ www.sportstimingservices.com

Printed: 27/08/2011 14:54:05





Thundersport GB Rounds 13 and 14

Aprilia Superteens

Pembrey 1.456 Miles

Race 2

27/08/2011 12:13

Race started at 12:13:35

Lap	Lap Tm	Diff	Time of Day
(40) Joe Francis			
1	1:17.775	+7.624	12:14:54.054
2	1:11.066	+0.915	12:16:05.120
3	1:10.269	+0.118	12:17:15.389
4	1:10.151		12:18:25.540
5	1:11.871	+1.720	12:19:37.411
6	1:12.063	+1.912	12:20:49.474
7	1:13.309	+3.158	12:22:02.783
8	1:12.489	+2.338	12:23:15.272
9	1:11.692	+1.541	12:24:26.964
10	1:11.630	+1.479	12:25:38.594
11	1:11.885	+1.734	12:26:50.479
12	1:12.076	+1.925	12:28:02.555

(9) Ben Luxton			
1	1:17.024	+6.181	12:14:55.388
2	1:12.455	+1.612	12:16:07.843
3	1:10.895	+0.052	12:17:18.738
4	1:10.843		12:18:29.581
5	1:12.425	+1.582	12:19:42.006
6	1:11.753	+0.910	12:20:53.759
7	1:14.554	+3.711	12:22:08.313
8	1:14.638	+3.795	12:23:22.951
9	1:13.190	+2.347	12:24:36.141
10	1:11.907	+1.064	12:25:48.048
11	1:11.246	+0.403	12:26:59.294
12	1:11.451	+0.608	12:28:10.745

(75) Bradley Jones			
1	1:17.349	+6.644	12:14:56.159
2	1:10.705		12:16:06.864
3	1:10.796	+0.091	12:17:17.660
4	1:11.861	+1.156	12:18:29.521
5	1:12.874	+2.169	12:19:42.395
6	1:12.769	+2.064	12:20:55.164
7	1:14.700	+3.995	12:22:09.864
8	1:14.289	+3.584	12:23:24.153
9	1:12.967	+2.262	12:24:37.120
10	1:12.153	+1.448	12:25:49.273
11	1:11.621	+0.916	12:27:00.894
12	1:12.196	+1.491	12:28:13.090

(3) David Allingham			
1	1:18.773	+8.448	12:14:54.015
2	1:11.832	+1.507	12:16:05.847
3	1:10.798	+0.473	12:17:16.645
4	1:10.325		12:18:26.970
5	1:14.310	+3.985	12:19:41.280
6	1:14.367	+4.042	12:20:55.647
7	1:16.222	+5.897	12:22:11.869
8	1:14.109	+3.784	12:23:25.978
9	1:13.471	+3.146	12:24:39.449
10	1:12.632	+2.307	12:25:52.081
11	1:11.294	+0.969	12:27:03.375
12	1:11.675	+1.350	12:28:15.050

(20) Tom Oliver			
1	1:16.232	+6.699	12:14:54.596
2	1:11.630	+2.097	12:16:06.226
3	1:10.569	+1.036	12:17:16.795

(61) Harry Coomber			
4	1:09.533		12:18:26.328
5	1:14.371	+4.838	12:19:40.699
6	1:14.622	+5.089	12:20:55.321
7	1:18.559	+9.026	12:22:13.880
8	1:15.969	+6.436	12:23:29.849
9	1:13.744	+4.211	12:24:43.593
10	1:12.674	+3.141	12:25:56.267
11	1:12.734	+3.201	12:27:09.001
12	1:12.897	+3.364	12:28:21.898

(41) Milo Ward			
1	1:18.654	+6.949	12:14:57.907
2	1:13.356	+1.651	12:16:11.263
3	1:12.091	+0.386	12:17:23.354
4	1:12.113	+0.408	12:18:35.467
5	1:15.055	+3.350	12:19:50.522
6	1:15.090	+3.385	12:21:05.612
7	1:17.604	+5.899	12:22:23.216
8	1:16.514	+4.809	12:23:39.730
9	1:13.943	+2.238	12:24:53.673
10	1:12.506	+0.801	12:26:06.179
11	1:12.476	+0.771	12:27:18.655
12	1:11.705		12:28:30.360

(37) Clinton Carver			
1	1:19.140	+7.166	12:14:58.350
2	1:13.810	+1.836	12:16:12.160
3	1:12.254	+0.280	12:17:24.414
4	1:12.605	+0.631	12:18:37.019
5	1:13.493	+1.519	12:19:50.512
6	1:14.776	+2.802	12:21:05.288
7	1:18.052	+6.078	12:22:23.340
8	1:16.048	+4.074	12:23:39.388
9	1:13.605	+1.631	12:24:52.993
10	1:12.889	+0.915	12:26:05.882
11	1:12.546	+0.572	12:27:18.428
12	1:11.974		12:28:30.402

(42) Aaron Coupland			
1	1:11.650		12:17:23.809
2	1:12.922	+1.272	12:18:36.731
3	1:15.456	+3.806	12:19:52.187
4	1:15.750	+4.100	12:21:07.937
5	1:15.858	+4.208	12:22:23.795
6	1:15.420	+3.770	12:23:39.215
7	1:14.274	+2.624	12:24:53.489
8	1:13.072	+1.422	12:26:06.561
9	1:12.470	+0.820	12:27:19.031
10	1:12.016	+0.366	12:28:31.047

(23) Josh Hill			
1	1:20.932	+5.482	12:15:01.986
2	1:15.450		12:16:17.436
3	1:15.517	+0.067	12:17:32.953
4	1:15.505	+0.055	12:18:48.458
5	1:18.478	+3.028	12:20:06.936
6	1:21.366	+5.916	12:21:28.302

(22) Alex Baker			
1	1:14.081	+0.704	12:19:57.210
2	1:16.040	+2.663	12:21:13.250
3	1:15.110	+1.733	12:22:28.360
4	2:27.340	+1:13.963	12:24:55.700
5	1:13.870	+0.493	12:26:09.570
6	1:13.377		12:27:22.947
7	1:14.439	+1.062	12:28:37.387

(21) Max Symonds			
1	1:15.277	+4.156	12:14:54.465
2	1:12.277	+1.156	12:16:06.742
3	1:11.121		12:17:17.863
4	1:11.643	+0.522	12:18:29.506
5	1:14.900	+3.779	12:19:44.406
6	1:16.083	+4.962	12:21:00.489
7	1:22.641	+11.520	12:22:23.130
8	1:20.131	+9.010	12:23:43.261
9	1:16.667	+5.546	12:24:59.928
10	1:15.698	+4.577	12:26:15.626
11	1:14.925	+3.804	12:27:30.551
12	1:17.012	+5.891	12:28:47.563

(15) Ross Twyman			
1	1:19.318	+6.045	12:14:58.091
2	1:14.583	+1.310	12:16:12.674
3	1:13.820	+0.547	12:17:26.494
4	1:13.273		12:18:39.767
5	1:16.718	+3.445	12:19:56.485
6	1:18.073	+4.800	12:21:14.558
7	1:20.620	+7.347	12:22:35.178
8	1:18.443	+5.170	12:23:53.621
9	1:17.690	+4.417	12:25:11.311
10	1:16.599	+3.326	12:26:27.910
11	1:15.427	+2.154	12:27:43.337
12	1:14.400	+1.127	12:28:57.737

(194) Robyn Lindsay			
1	1:19.859	+5.544	12:15:00.254
2	1:15.195	+0.880	12:16:15.449
3	1:15.521	+1.206	12:17:30.970
4	1:14.315		12:18:45.285
5	1:14.931	+0.616	12:20:00.216
6	1:16.884	+2.569	12:21:17.100
7	1:17.646	+3.331	12:22:34.746
8	1:16.855	+2.540	12:23:51.601
9	1:16.620	+2.305	12:25:08.221
10	1:15.657	+1.342	12:26:23.878
11	1:16.000	+1.685	12:27:39.878
12	1:16.646	+2.331	12:28:56.524

Chief of Timing and Scoring

Race Director

Weather / Track : (Cloudy / Dry)

Results @ www.sportstimingservices.com





Thundersport GB Rounds 13 and 14

Aprilia Superteens

Pembrey 1.456 Miles

Race 2

27/08/2011 12:13

Race started at 12:13:35

Lap	Lap Tm	Diff	Time of Day
7	1:22.536	+7.086	12:22:50.838
8	1:18.127	+2.677	12:24:08.965
9	1:15.734	+0.284	12:25:24.699
10	1:16.650	+1.200	12:26:41.349
11	1:15.945	+0.495	12:27:57.294
12	1:16.381	+0.931	12:29:13.675

(111) Sam Smith

1	1:20.405	+5.118	12:15:01.837
2	1:18.102	+2.815	12:16:19.939
3	1:15.776	+0.489	12:17:35.715
4	1:16.183	+0.896	12:18:51.898
5	1:15.287		12:20:07.185
6	1:21.948	+6.661	12:21:29.133
7	1:22.492	+7.205	12:22:51.625
8	1:18.223	+2.936	12:24:09.848
9	1:16.356	+1.069	12:25:26.204
10	1:16.100	+0.813	12:26:42.304
11	1:15.927	+0.640	12:27:58.231
12	1:15.613	+0.326	12:29:13.844

(19) Charley Oakland

1	1:20.183	+4.537	12:15:00.736
2	1:16.070	+0.424	12:16:16.806
3	1:16.234	+0.588	12:17:33.040
4	1:15.655	+0.009	12:18:48.695
5	1:17.811	+2.165	12:20:06.506
6	1:22.857	+7.211	12:21:29.363
7	1:21.622	+5.976	12:22:50.985
8	1:17.927	+2.281	12:24:08.912
9	1:16.923	+1.277	12:25:25.835
10	1:16.707	+1.061	12:26:42.542
11	1:15.963	+0.317	12:27:58.505
12	1:15.646		12:29:14.151

(5) George Stanley

1	1:20.137	+5.497	12:14:59.801
2	1:14.640		12:16:14.441
3	1:15.849	+1.209	12:17:30.290
4	1:14.753	+0.113	12:18:45.043
5	1:21.315	+6.675	12:20:06.358
6	1:24.251	+9.611	12:21:30.609
7	1:26.056	+11.416	12:22:56.665
8	1:21.675	+7.035	12:24:18.340
9	1:18.317	+3.677	12:25:36.657
10	1:16.969	+2.329	12:26:53.626
11	1:16.648	+2.008	12:28:10.274

(34) Louis Dawson

1	1:20.315	+6.758	12:15:00.081
2	1:15.197	+1.640	12:16:15.278
3	1:15.392	+1.835	12:17:30.670
4	1:13.557		12:18:44.227
5	1:15.755	+2.198	12:19:59.982

(26) Matthew Shillings

1	1:17.993	+3.326	12:14:58.835
2	1:14.667		12:16:13.502
3	1:45.144	+30.477	12:17:58.646

(212) Russell Brown

Lap	Lap Tm	Diff	Time of Day
1	1:20.549		12:15:01.944

Lap	Lap Tm	Diff	Time of Day
-----	--------	------	-------------

Chief of Timing and Scoring

Race Director

Weather / Track : (Cloudy / Dry)

Reults @ www.sportstimingservices.com

Printed: 27/08/2011 14:53:07





Thundersport GB Rounds 13 and 14

Sorted on Laps

Aprilia Superteens

Pembrey 1.456 Miles

Race 10

27/08/2011 15:46

Race started at 15:46:25

Pos	No.	Name	Bike	CC	Laps	Total Tm	Diff	Gap	Best Tm	Best Spd	Avg. Spd	Start Pos
1	40	Joe Francis	Aprilia	125n	12	13:50.083			1:07.747	77.370	75.775	0
2	20	Tom Oliver	Aprilia	125	12	13:50.659	0.576	0.576	1:07.986	77.098	75.722	0
3	3	David Allingham	Aprilia	125n	12	13:50.919	0.836	0.260	1:07.238	77.956	75.698	0
4	61	Harry Coomber	Aprilia	125	12	13:50.939	0.856	0.020	1:07.639	77.494	75.697	0
5	9	Ben Luxton	Aprilia	125	12	13:53.916	3.833	2.977	1:08.122	76.944	75.426	0
6	75	Bradley Jones	Aprilia	125	12	13:54.521	4.438	0.605	1:08.190	76.868	75.372	0
7	15	Ross Twyman	Aprilia	125	12	14:03.017	12.934	8.496	1:08.967	76.002	74.612	0
8	41	Milo Ward	Aprilia	125n	12	14:07.577	17.494	4.560	1:08.864	76.115	74.211	0
9	21	Max Symonds	Aprilia	125	12	14:15.989	25.906	8.412	1:09.405	75.522	73.481	0
10	5	George Stanley	Aprilia	125n	12	14:19.176	29.093	3.187	1:09.763	75.134	73.209	0
11	42	Aaron Coupland	Aprilia	125	12	14:19.845	29.762	0.669	1:10.142	74.728	73.152	0
12	37	Clinton Carver	Aprilia	125	12	14:33.386	43.303	13.541	1:10.763	74.073	72.018	0
13	22	Alex Baker	Aprilia	125n	12	14:33.476	43.393	0.090	1:11.422	73.389	72.010	0
14	23	Josh Hill	Aprilia	125n	12	14:46.117	56.034	12.641	1:12.292	72.506	70.983	0
15	19	Charley Oakland	Aprilia	125	12	14:47.051	56.968	0.934	1:11.747	73.057	70.908	0
16	26	Matthew Shillings	Aprilia	125	12	14:51.705	1:01.622	4.654	1:12.517	72.281	70.538	0
17	111	Sam Smith	Aprilia	125n	12	14:54.992	1:04.909	3.287	1:13.084	71.720	70.279	0
18	194	Robyn Lindsay	Aprilia	125	12	15:02.296	1:12.213	7.304	1:12.650	72.149	69.710	0
19	212	Russell Brown	Aprilia	125n	11	13:50.881	1 Lap	1 Lap	1:14.239	70.604	69.393	0

Announcements

No 194 - 10 second jump start penalty

Margin of Victory	Avg. Speed	Best Lap Tm	Best Spd	Best Lap by
0.576	75.775	1:07.238	77.956	3 - David Allingham

Chief of Timing and Scoring

Race Director

Weather / Track : (Bright / Dry)

Reults @ www.sporttimingservices.com





Thundersport GB Rounds 13 and 14

Lapchart

Aprilia Superteens

Pembrey 1.456 Miles

Race 10

27/08/2011 15:46

Race started at 15:46:25

Competitors

	Laps												
	0	1	2	3	4	5	6	7	8	9	10	11	12
David Allingham (3)	1	3	9	20	40	20	20	20	20	20	20	20	40
Joe Francis (40)	2	40	20	40	20	40	40	40	40	3	3	61	61
Ben Luxton (9)	3	9	40	9	3	3	61	3	61	61	61	40	40
Tom Oliver (20)	4	20	3	3	61	61	3	61	3	40	40	3	3
Bradley Jones (75)	5	75	61	61	9	9	75	75	75	75	75	75	9
Ross Twyman (15)	6	15	15	15	75	75	9	9	9	9	9	9	75
Milo Ward (41)	7	41	37	75	15	15	15	15	15	15	15	15	15
Harry Coomber (61)	8	61	21	21	21	41	41	41	41	41	41	41	41
Max Symonds (21)	9	21	75	41	41	21	21	21	21	21	21	21	21
Clinton Carver (37)	10	37	41	42	42	42	42	42	42	42	42	5	5
George Stanley (5)	11	5	42	37	5	5	5	5	5	5	5	5	42
Aaron Coupland (42)	12	42	5	5	37	37	37	37	37	37	37	37	37
Alex Baker (22)	13	22	22	22	22	22	22	22	22	22	22	22	22
Charley Oakland (19)	14	19	194	194	194	194	23	23	23	23	23	23	23
Robyn Lindsay (194)	15	194	26	19	19	23	194	194	19	26	26	26	19
Matthew Shillings (26)	16	26	19	23	23	19	19	19	194	19	19	19	26
Josh Hill (23)	17	23	23	111	26	26	26	26	26	194	194	194	194
Russell Brown (212)	18	212	111	26	111	111	111	111	111	111	111	111	111
Sam Smith (111)	19	111	212	212	212	212	212	212	212	212	212	212	212

Chief of Timing and Scoring

Race Director

Weather / Track : (Bright / Dry)

Reults @ www.sportstimingservices.com

Printed: 27/08/2011 16:06:48





Thundersport GB Rounds 13 and 14

Aprilia Superteens

Pembrey 1.456 Miles

Race 10

27/08/2011 15:46

Race started at 15:46:25

Lap	Lap Tm	Diff	Time of Day
(40) Joe Francis			
1	1:17.436	+9.689	15:47:43.357
2	1:08.732	+0.985	15:48:52.089
3	1:08.054	+0.307	15:50:00.143
4	1:08.865	+1.118	15:51:09.008
5	1:08.662	+0.915	15:52:17.670
6	1:08.639	+0.892	15:53:26.309
7	1:08.443	+0.696	15:54:34.752
8	1:08.644	+0.897	15:55:43.396
9	1:08.721	+0.974	15:56:52.117
10	1:07.747		15:57:59.864
11	1:07.967	+0.220	15:59:07.831
12	1:08.091	+0.344	16:00:15.922
(20) Tom Oliver			
1	1:13.429	+5.443	15:47:43.201
2	1:08.190	+0.204	15:48:51.391
3	1:08.864	+0.878	15:50:00.255
4	1:08.645	+0.659	15:51:08.900
5	1:08.607	+0.621	15:52:17.507
6	1:08.572	+0.586	15:53:26.079
7	1:08.478	+0.492	15:54:34.557
8	1:08.235	+0.249	15:55:42.792
9	1:08.700	+0.714	15:56:51.492
10	1:08.056	+0.070	15:57:59.548
11	1:07.986		15:59:07.534
12	1:08.964	+0.978	16:00:16.498
(3) David Allingham			
1	1:17.575	+10.337	15:47:43.414
2	1:09.033	+1.795	15:48:52.447
3	1:09.546	+2.308	15:50:01.993
4	1:08.558	+1.320	15:51:10.551
5	1:08.619	+1.381	15:52:19.170
6	1:08.040	+0.802	15:53:27.210
7	1:08.179	+0.941	15:54:35.389
8	1:07.497	+0.259	15:55:42.886
9	1:08.821	+1.583	15:56:51.707
10	1:09.275	+2.037	15:58:00.982
11	1:07.238		15:59:08.220
12	1:08.538	+1.300	16:00:16.758
(61) Harry Coomber			
1	1:13.051	+5.412	15:47:43.603
2	1:08.999	+1.360	15:48:52.602
3	1:09.530	+1.891	15:50:02.132
4	1:08.473	+0.834	15:51:10.605
5	1:08.492	+0.853	15:52:19.097
6	1:08.165	+0.526	15:53:27.262
7	1:08.059	+0.420	15:54:35.321
8	1:07.871	+0.232	15:55:43.192
9	1:08.850	+1.211	15:56:52.042
10	1:07.639		15:57:59.681
11	1:08.005	+0.366	15:59:07.686
12	1:09.092	+1.453	16:00:16.778
(9) Ben Luxton			
1	1:13.543	+5.421	15:47:43.139
2	1:09.224	+1.102	15:48:52.363
3	1:09.837	+1.715	15:50:02.200

Lap	Lap Tm	Diff	Time of Day
4	1:09.173	+1.051	15:51:11.373
5	1:09.462	+1.340	15:52:20.835
6	1:08.423	+0.301	15:53:29.258
7	1:08.585	+0.463	15:54:37.843
8	1:08.477	+0.355	15:55:46.320
9	1:08.370	+0.248	15:56:54.690
10	1:08.122		15:58:02.812
11	1:08.318	+0.196	15:59:11.130
12	1:08.625	+0.503	16:00:19.755
(75) Bradley Jones			
1	1:16.205	+8.015	15:47:46.264
2	1:08.513	+0.323	15:48:54.777
3	1:08.556	+0.366	15:50:03.333
4	1:08.503	+0.313	15:51:11.836
5	1:08.487	+0.297	15:52:20.323
6	1:08.190		15:53:28.513
7	1:08.706	+0.516	15:54:37.219
8	1:08.378	+0.188	15:55:45.597
9	1:08.811	+0.621	15:56:54.408
10	1:08.338	+0.148	15:58:02.746
11	1:08.566	+0.376	15:59:11.312
12	1:09.048	+0.858	16:00:20.360
(15) Ross Twyman			
1	1:14.435	+5.468	15:47:44.712
2	1:09.763	+0.796	15:48:54.475
3	1:08.967		15:50:03.442
4	1:09.042	+0.075	15:51:12.484
5	1:09.383	+0.416	15:52:21.867
6	1:09.147	+0.180	15:53:31.014
7	1:09.750	+0.783	15:54:40.764
8	1:09.640	+0.673	15:55:50.404
9	1:09.724	+0.757	15:57:00.128
10	1:09.404	+0.437	15:58:09.532
11	1:09.596	+0.629	15:59:19.128
12	1:09.728	+0.761	16:00:28.856
(41) Milo Ward			
1	1:15.913	+7.049	15:47:46.305
2	1:10.759	+1.895	15:48:57.064
3	1:08.864		15:50:05.928
4	1:09.335	+0.471	15:51:15.263
5	1:10.102	+1.238	15:52:25.365
6	1:10.080	+1.216	15:53:35.445
7	1:09.390	+0.526	15:54:44.835
8	1:09.306	+0.442	15:55:54.141
9	1:09.921	+1.057	15:57:04.062
10	1:09.484	+0.620	15:58:13.546
11	1:09.705	+0.841	15:59:23.251
12	1:10.165	+1.301	16:00:33.416
(21) Max Symonds			
1	1:15.300	+5.895	15:47:46.185
2	1:09.737	+0.332	15:48:55.922
3	1:09.405		15:50:05.327
4	1:10.113	+0.708	15:51:15.440
5	1:10.057	+0.652	15:52:25.497
6	1:10.726	+1.321	15:53:36.223
7	1:10.452	+1.047	15:54:46.675
8	1:10.603	+1.198	15:55:57.278

Lap	Lap Tm	Diff	Time of Day
9	1:11.455	+2.050	15:57:08.733
10	1:10.843	+1.438	15:58:19.576
11	1:10.924	+1.519	15:59:30.500
12	1:11.328	+1.923	16:00:41.828
(5) George Stanley			
1	1:15.783	+6.020	15:47:46.933
2	1:11.553	+1.790	15:48:58.486
3	1:09.763		15:50:08.249
4	1:10.660	+0.897	15:51:18.909
5	1:10.917	+1.154	15:52:29.826
6	1:11.291	+1.528	15:53:41.117
7	1:10.915	+1.152	15:54:52.032
8	1:10.779	+1.016	15:56:02.811
9	1:11.115	+1.352	15:57:13.926
10	1:10.768	+1.005	15:58:24.694
11	1:10.300	+0.537	15:59:34.994
12	1:10.021	+0.258	16:00:45.015
(42) Aaron Coupland			
1	1:15.506	+5.364	15:47:46.743
2	1:10.753	+0.611	15:48:57.496
3	1:10.142		15:50:07.638
4	1:10.491	+0.349	15:51:18.129
5	1:11.287	+1.145	15:52:29.416
6	1:11.327	+1.185	15:53:40.743
7	1:11.012	+0.870	15:54:51.755
8	1:10.720	+0.578	15:56:02.475
9	1:11.098	+0.956	15:57:13.573
10	1:11.013	+0.871	15:58:24.586
11	1:10.792	+0.650	15:59:35.378
12	1:10.306	+0.164	16:00:45.684
(37) Clinton Carver			
1	1:15.135	+4.372	15:47:46.100
2	1:12.306	+1.543	15:48:58.406
3	1:10.763		15:50:09.169
4	1:11.426	+0.663	15:51:20.595
5	1:11.699	+0.936	15:52:32.294
6	1:11.868	+1.105	15:53:44.162
7	1:12.053	+1.290	15:54:56.215
8	1:12.501	+1.738	15:56:08.716
9	1:14.431	+3.668	15:57:23.147
10	1:12.318	+1.555	15:58:35.465
11	1:12.370	+1.607	15:59:47.835
12	1:11.390	+0.627	16:00:59.225
(22) Alex Baker			
1	1:16.283	+4.861	15:47:47.857
2	1:11.549	+0.127	15:48:59.406
3	1:11.669	+0.247	15:50:11.075
4	1:12.356	+0.934	15:51:23.431
5	1:11.750	+0.328	15:52:35.181
6	1:12.225	+0.803	15:53:47.406
7	1:12.273	+0.851	15:54:59.679
8	1:11.487	+0.065	15:56:11.166
9	1:12.170	+0.748	15:57:23.336
10	1:12.223	+0.801	15:58:35.559
11	1:12.334	+0.912	15:59:47.893
12	1:11.422		16:00:59.315

Chief of Timing and Scoring

Race Director

Weather / Track : (Bright / Dry)

Results @ www.sportstimingservices.com





Thundersport GB Rounds 13 and 14

Aprilia Superteens

Pembrey 1.456 Miles

Race 10

27/08/2011 15:46

Race started at 15:46:25

Lap	Lap Tm	Diff	Time of Day
(23) Josh Hill			
1	1:18.065	+5.773	15:47:50.353
2	1:13.494	+1.202	15:49:03.847
3	1:13.467	+1.175	15:50:17.314
4	1:13.133	+0.841	15:51:30.447
5	1:13.113	+0.821	15:52:43.560
6	1:12.559	+0.267	15:53:56.119
7	1:12.292		15:55:08.411
8	1:12.389	+0.097	15:56:20.800
9	1:12.726	+0.434	15:57:33.526
10	1:12.714	+0.422	15:58:46.240
11	1:12.884	+0.592	15:59:59.124
12	1:12.832	+0.540	16:01:11.956

(19) Charley Oakland			
1	1:18.263	+6.516	15:47:50.115
2	1:13.218	+1.471	15:49:03.333
3	1:13.885	+2.138	15:50:17.218
4	1:13.683	+1.936	15:51:30.901
5	1:13.338	+1.591	15:52:44.239
6	1:12.878	+1.131	15:53:57.117
7	1:13.054	+1.307	15:55:10.171
8	1:13.216	+1.469	15:56:23.387
9	1:12.739	+0.992	15:57:36.126
10	1:12.929	+1.182	15:58:49.055
11	1:11.747		16:00:00.802
12	1:12.088	+0.341	16:01:12.890

(26) Matthew Shillings			
1	1:17.900	+5.383	15:47:50.055
2	1:14.495	+1.978	15:49:04.550
3	1:13.201	+0.684	15:50:17.751
4	1:14.233	+1.716	15:51:31.984
5	1:12.907	+0.390	15:52:44.891
6	1:12.661	+0.144	15:53:57.552
7	1:12.894	+0.377	15:55:10.446
8	1:12.517		15:56:22.963
9	1:12.726	+0.209	15:57:35.689
10	1:13.116	+0.599	15:58:48.805
11	1:14.257	+1.740	16:00:03.062
12	1:14.482	+1.965	16:01:17.544

(111) Sam Smith			
1	1:18.576	+5.492	15:47:51.190
2	1:13.084		15:49:04.274
3	1:14.440	+1.356	15:50:18.714
4	1:14.543	+1.459	15:51:33.257
5	1:13.800	+0.716	15:52:47.057
6	1:13.385	+0.301	15:54:00.442
7	1:13.158	+0.074	15:55:13.600
8	1:13.139	+0.055	15:56:26.739
9	1:13.581	+0.497	15:57:40.320
10	1:13.694	+0.610	15:58:54.014
11	1:13.386	+0.302	16:00:07.400
12	1:13.431	+0.347	16:01:20.831

(194) Robyn Lindsay			
1	1:16.654	+4.004	15:47:48.549
2	1:13.081	+0.431	15:49:01.630
3	1:13.779	+1.129	15:50:15.409
4	1:14.301	+1.651	15:51:29.710

Lap	Lap Tm	Diff	Time of Day
5	1:14.198	+1.548	15:52:43.908
6	1:12.742	+0.092	15:53:56.650
7	1:13.677	+1.027	15:55:10.327
8	1:13.280	+0.630	15:56:23.607
9	1:12.650		15:57:36.257
10	1:12.950	+0.300	15:58:49.207
11	1:15.514	+2.864	16:00:04.721
12	1:13.414	+0.764	16:01:18.135

(212) Russell Brown			
1	1:19.204	+4.965	15:47:51.627
2	1:14.415	+0.176	15:49:06.042
3	1:14.367	+0.128	15:50:20.409
4	1:15.146	+0.907	15:51:35.555
5	1:14.687	+0.448	15:52:50.242
6	1:14.314	+0.075	15:54:04.556
7	1:14.732	+0.493	15:55:19.288
8	1:14.239		15:56:33.527
9	1:14.506	+0.267	15:57:48.033
10	1:14.250	+0.011	15:59:02.283
11	1:14.437	+0.198	16:00:16.720

Lap	Lap Tm	Diff	Time of Day
-----	--------	------	-------------

Chief of Timing and Scoring

Race Director

Weather / Track : (Bright / Dry)

Reults @ www.sportstimingservices.com

Printed: 27/08/2011 16:05:15





Thundersport GB Rounds 13 and 14

Sorted on Best Lap time

Aprilia Superteens

Pembrey 1.456 Miles

Warm up

28/08/2011 09:13

Practice started at 9:13:24

Pos	No.	Name	Bike	CC	Best Tm	Best Spd	Gap	Diff - Ldr.	In Lap	2nd Best
1	40	Joe Francis	Aprilia	125n	1:07.627	77.508			7	1:07.783
2	61	Harry Coomber	Aprilia	125	1:08.002	77.080	0.375	0.375	8	1:08.616
3	20	Tom Oliver	Aprilia	125	1:08.100	76.969	0.098	0.473	9	1:08.298
4	3	David Allingham	Aprilia	125n	1:08.211	76.844	0.111	0.584	8	1:08.533
5	9	Ben Luxton	Aprilia	125	1:08.586	76.424	0.375	0.959	5	1:08.634
6	75	Bradley Jones	Aprilia	125	1:08.590	76.419	0.004	0.963	3	1:08.693
7	41	Milo Ward	Aprilia	125n	1:08.633	76.371	0.043	1.006	5	1:08.654
8	15	Ross Twyman	Aprilia	125	1:08.857	76.123	0.224	1.230	5	1:09.185
9	5	George Stanley	Aprilia	125n	1:09.601	75.309	0.744	1.974	3	1:09.888
10	21	Max Symonds	Aprilia	125	1:09.816	75.077	0.215	2.189	7	1:09.887
11	42	Aaron Coupland	Aprilia	125	1:10.187	74.680	0.371	2.560	8	1:10.435
12	111	Sam Smith	Aprilia	125n	1:11.253	73.563	1.066	3.626	6	1:12.269
13	22	Alex Baker	Aprilia	125n	1:11.431	73.380	0.178	3.804	8	1:11.543
14	194	Robyn Lindsay	Aprilia	125	1:11.738	73.066	0.307	4.111	6	1:11.868
15	26	Matthew Shillings	Aprilia	125	1:12.045	72.755	0.307	4.418	5	1:12.120
16	19	Charley Oakland	Aprilia	125	1:12.190	72.608	0.145	4.563	4	1:12.266
17	23	Josh Hill	Aprilia	125n	1:12.729	72.070	0.539	5.102	2	1:12.964
18	212	Russell Brown	Aprilia	125n	1:13.203	71.604	0.474	5.576	3	1:13.573

Announcements

*** No 34 & 37 - No Transponder***

Chief of Timing and Scoring

Race Director

Weather / Track : (Cloudy / Dry)

Reults @ www.sportstimingservices.com

Printed: 28/08/2011 09:25:00





Thundersport GB Rounds 13 and 14

Sorted on Laps

Aprilia Superteens

Pembrey 1.456 Miles

Race 2

28/08/2011 10:24

Race started at 10:24:05

Pos	No.	Name	Bike	CC	Laps	Total Tm	Diff	Gap	Best Tm	Best Spd	Avg. Spd	Start Pos
1	40	Joe Francis	Aprilia	125n	12	13:39.165			1:07.203	77.997	76.785	6
2	20	Tom Oliver	Aprilia	125	12	13:39.195	0.030	0.030	1:07.277	77.911	76.782	16
3	3	David Allingham	Aprilia	125n	12	13:39.392	0.227	0.197	1:07.185	78.017	76.763	20
4	61	Harry Coomber	Aprilia	125	12	13:45.069	5.904	5.677	1:07.940	77.150	76.235	17
5	15	Ross Twyman	Aprilia	125	12	13:45.399	6.234	0.330	1:07.788	77.323	76.205	7
6	75	Bradley Jones	Aprilia	125	12	13:45.791	6.626	0.392	1:07.540	77.607	76.168	12
7	5	George Stanley	Aprilia	125n	12	14:00.906	21.741	15.115	1:08.689	76.309	74.799	19
8	41	Milo Ward	Aprilia	125n	12	14:00.910	21.745	0.004	1:08.774	76.215	74.799	9
9	21	Max Symonds	Aprilia	125	12	14:02.485	23.320	1.575	1:08.901	76.074	74.659	13
10	42	Aaron Coupland	Aprilia	125	12	14:06.404	27.239	3.919	1:09.090	75.866	74.313	2
11	22	Alex Baker	Aprilia	125n	12	14:12.127	32.962	5.723	1:09.662	75.243	73.814	15
12	23	Josh Hill	Aprilia	125n	12	14:12.457	33.292	0.330	1:09.618	75.291	73.786	1
13	19	Charley Oakland	Aprilia	125	12	14:30.149	50.984	17.692	1:10.507	74.342	72.286	14
14	111	Sam Smith	Aprilia	125n	12	14:36.546	57.381	6.397	1:11.603	73.204	71.758	5
15	194	Robyn Lindsay	Aprilia	125	12	14:36.995	57.830	0.449	1:11.634	73.172	71.721	10
16	212	Russell Brown	Aprilia	125n	12	14:43.180	1:04.015	6.185	1:12.424	72.374	71.219	18

Not classified

DNF	37	Clinton Carver	Aprilia	125	10	11:42.365	DNF		1:09.330	75.604	74.628	3
DNF	26	Matthew Shillings	Aprilia	125	5	6:05.621	DNF		1:11.544	73.264	71.681	4
DNF	34	Louis Dawson	Aprilia	125	3	3:45.338	DNF		-	-	69.783	8
DNF	9	Ben Luxton	Aprilia	125	2	2:21.958	DNF		1:08.743	76.249	73.847	11

Announcements

*** No 34 - please fit working transponder to be included in next race result***

Margin of Victory	Avg. Speed	Best Lap Tm	Best Spd	Best Lap by
0.030	76.785	1:07.185	78.017	3 - David Allingham

Chief of Timing and Scoring

Race Director

Weather / Track : (Cloudy / Dry)

Reults @ www.sporttimingservices.com



Printed: 28/08/2011 10:41:51



Thundersport GB Rounds 13 and 14

Lapchart

Aprilia Superteens

Pembrey 1.456 Miles

Race 2

28/08/2011 10:24

Race started at 10:24:05

Competitors

	Laps													
	0	1	2	3	4	5	6	7	8	9	10	11	12	
Joe Francis (40)	1	40	9	20	20	20	40	40	40	20	20	40	20	40
David Allingham (3)	2	3	3	3	3	3	20	20	20	40	40	20	40	20
Ben Luxton (9)	3	9	20	9	40	40	3	3	3	3	3	3	3	3
Tom Oliver (20)	4	20	61	61	61	61	61	61	61	61	15	15	15	61
Louis Dawson (34)	5	34	40	40	75	75	75	15	15	75	61	75	61	15
Bradley Jones (75)	6	75	75	75	15	15	15	75	75	15	75	61	75	75
Ross Twyman (15)	7	15	37	15	37	37	37	37	37	37	37	37	41	5
Milo Ward (41)	8	41	15	37	5	5	5	5	41	41	41	41	5	41
Harry Coomber (61)	9	61	21	21	21	21	41	41	5	5	5	5	21	21
Max Symonds (21)	10	21	41	41	41	41	21	21	21	21	21	21	42	42
Clinton Carver (37)	11	37	5	5	42	42	42	42	42	42	42	42	22	22
George Stanley (5)	12	5	42	42	22	22	22	22	22	22	23	22	23	23
Aaron Coupland (42)	13	42	26	22	23	23	23	23	23	23	22	23	19	19
Alex Baker (22)	14	22	22	23	26	26	26	19	19	19	19	19	111	111
Charley Oakland (19)	15	19	23	26	19	19	19	194	194	111	111	111	194	194
Josh Hill (23)	16	23	19	19	194	194	194	111	111	194	194	194	212	212
Robyn Lindsay (194)	17	194	194	194	111	111	111	212	212	212	212	212	212	212
Matthew Shillings (26)	18	26	111	111	212	212	212							
Russell Brown (212)	19	212	212	212										
Sam Smith (111)	20	111	34											

Chief of Timing and Scoring

Race Director

Weather / Track : (Cloudy / Dry)

Reults @ www.sportstimingservices.com

Printed: 28/08/2011 10:45:35





Thundersport GB Rounds 13 and 14

Aprilia Superteens

Pembrey 1.456 Miles

Race 2

28/08/2011 10:24

Race started at 10:24:05

Lap	Lap Tm	Diff	Time of Day
(40) Joe Francis			
1	1:13.942	+6.739	10:25:19.150
2	1:08.484	+1.281	10:26:27.634
3	1:07.350	+0.147	10:27:34.984
4	1:07.987	+0.784	10:28:42.971
5	1:08.202	+0.999	10:29:51.173
6	1:07.977	+0.774	10:30:59.150
7	1:07.746	+0.543	10:32:06.896
8	1:07.725	+0.522	10:33:14.621
9	1:07.335	+0.132	10:34:21.956
10	1:07.203		10:35:29.159
11	1:07.748	+0.545	10:36:36.907
12	1:07.466	+0.263	10:37:44.373

(20) Tom Oliver			
1	1:12.919	+5.642	10:25:18.963
2	1:07.838	+0.561	10:26:26.801
3	1:07.945	+0.668	10:27:34.746
4	1:07.999	+0.722	10:28:42.745
5	1:08.585	+1.308	10:29:51.330
6	1:08.100	+0.823	10:30:59.430
7	1:07.799	+0.522	10:32:07.229
8	1:07.315	+0.038	10:33:14.544
9	1:07.400	+0.123	10:34:21.944
10	1:07.277		10:35:29.221
11	1:07.620	+0.343	10:36:36.841
12	1:07.562	+0.285	10:37:44.403

(3) David Allingham			
1	1:13.472	+6.287	10:25:18.850
2	1:08.118	+0.933	10:26:26.968
3	1:07.886	+0.701	10:27:34.854
4	1:08.004	+0.819	10:28:42.858
5	1:08.705	+1.520	10:29:51.563
6	1:08.326	+1.141	10:30:59.889
7	1:07.943	+0.758	10:32:07.832
8	1:07.222	+0.037	10:33:15.054
9	1:07.185		10:34:22.239
10	1:07.450	+0.265	10:35:29.689
11	1:07.301	+0.116	10:36:36.990
12	1:07.610	+0.425	10:37:44.600

(61) Harry Coomber			
1	1:12.236	+4.296	10:25:19.066
2	1:08.482	+0.542	10:26:27.548
3	1:08.583	+0.643	10:27:36.131
4	1:08.597	+0.657	10:28:44.728
5	1:08.252	+0.312	10:29:52.980
6	1:07.955	+0.015	10:31:00.935
7	1:08.031	+0.091	10:32:08.966
8	1:07.940		10:33:16.906
9	1:08.091	+0.151	10:34:24.997
10	1:08.891	+0.951	10:35:33.888
11	1:08.095	+0.155	10:36:41.983
12	1:08.294	+0.354	10:37:50.277

(15) Ross Twyman			
1	1:13.212	+5.424	10:25:19.634
2	1:09.502	+1.714	10:26:29.136
3	1:08.335	+0.547	10:27:37.471

(75) Bradley Jones			
4	1:07.869	+0.081	10:28:45.340
5	1:07.788		10:29:53.128
6	1:07.829	+0.041	10:31:00.957
7	1:08.371	+0.583	10:32:09.328
8	1:07.796	+0.008	10:33:17.124
9	1:07.850	+0.062	10:34:24.974
10	1:08.467	+0.679	10:35:33.441
11	1:08.515	+0.727	10:36:41.956
12	1:08.651	+0.863	10:37:50.607

(5) George Stanley			
1	1:12.879	+5.339	10:25:19.192
2	1:08.654	+1.114	10:26:27.846
3	1:08.871	+1.331	10:27:36.717
4	1:08.072	+0.532	10:28:44.789
5	1:08.269	+0.729	10:29:53.058
6	1:08.145	+0.605	10:31:01.203
7	1:08.243	+0.703	10:32:09.446
8	1:07.540		10:33:16.986
9	1:08.222	+0.682	10:34:25.208
10	1:08.534	+0.994	10:35:33.742
11	1:08.472	+0.932	10:36:42.214
12	1:08.785	+1.245	10:37:50.999

(5) George Stanley			
1	1:14.624	+5.935	10:25:21.985
2	1:10.033	+1.344	10:26:32.018
3	1:09.888	+1.199	10:27:41.906
4	1:09.553	+0.864	10:28:51.459
5	1:09.890	+1.201	10:30:01.349
6	1:09.339	+0.650	10:31:10.688
7	1:09.930	+1.241	10:32:20.618
8	1:08.992	+0.303	10:33:29.610
9	1:08.817	+0.128	10:34:38.427
10	1:09.536	+0.847	10:35:47.963
11	1:09.462	+0.773	10:36:57.425
12	1:08.689		10:38:06.114

(41) Milo Ward			
1	1:14.848	+6.074	10:25:21.553
2	1:10.329	+1.555	10:26:31.882
3	1:10.699	+1.925	10:27:42.581
4	1:09.790	+1.016	10:28:52.371
5	1:09.494	+0.720	10:30:01.865
6	1:09.351	+0.577	10:31:11.216
7	1:09.172	+0.398	10:32:20.388
8	1:08.774		10:33:29.162
9	1:08.848	+0.074	10:34:38.010
10	1:09.684	+0.910	10:35:47.694
11	1:09.332	+0.558	10:36:57.026
12	1:09.092	+0.318	10:38:06.118

(21) Max Symonds			
1	1:14.042	+5.141	10:25:21.150
2	1:10.691	+1.790	10:26:31.841
3	1:10.607	+1.706	10:27:42.448
4	1:09.700	+0.799	10:28:52.148
5	1:09.841	+0.940	10:30:01.989
6	1:09.478	+0.577	10:31:11.467
7	1:09.684	+0.783	10:32:21.151
8	1:08.901		10:33:30.052

(42) Aaron Coupland			
9	1:09.321	+0.420	10:34:39.373
10	1:09.295	+0.394	10:35:48.668
11	1:09.360	+0.459	10:36:58.028
12	1:09.665	+0.764	10:38:07.693

(22) Alex Baker			
1	1:14.948	+5.858	10:25:22.476
2	1:10.402	+1.312	10:26:32.878
3	1:10.193	+1.103	10:27:43.071
4	1:10.062	+0.972	10:28:53.133
5	1:09.984	+0.894	10:30:03.117
6	1:09.090		10:31:12.207
7	1:09.488	+0.398	10:32:21.695
8	1:09.229	+0.139	10:33:30.924
9	1:09.187	+0.097	10:34:40.111
10	1:09.984	+0.894	10:35:50.095
11	1:10.734	+1.644	10:37:00.829
12	1:10.783	+1.693	10:38:11.612

(23) Josh Hill			
1	1:16.137	+6.475	10:25:24.029
2	1:10.007	+0.345	10:26:34.036
3	1:10.399	+0.737	10:27:44.435
4	1:11.070	+1.408	10:28:55.505
5	1:10.766	+1.104	10:30:06.271
6	1:10.593	+0.931	10:31:16.864
7	1:10.354	+0.692	10:32:27.218
8	1:10.341	+0.679	10:33:37.559
9	1:10.117	+0.455	10:34:47.676
10	1:10.000	+0.338	10:35:57.676
11	1:09.662		10:37:07.338
12	1:09.997	+0.335	10:38:17.335

(19) Charley Oakland			
1	1:17.124	+6.617	10:25:25.206
2	1:10.306	+0.688	10:26:34.572
3	1:10.179	+0.561	10:27:44.751
4	1:10.970	+1.352	10:28:55.721
5	1:10.943	+1.325	10:30:06.664
6	1:10.314	+0.696	10:31:16.978
7	1:10.331	+0.713	10:32:27.309
8	1:10.340	+0.722	10:33:37.649
9	1:09.912	+0.294	10:34:47.561
10	1:10.338	+0.720	10:35:57.899
11	1:09.618		10:37:07.517
12	1:10.148	+0.530	10:38:17.665

Chief of Timing and Scoring

Race Director

Weather / Track : (Cloudy / Dry)

Results @ www.sportstimingservices.com





Thundersport GB Rounds 13 and 14

Aprilia Superteens

Pembrey 1.456 Miles

Race 2

28/08/2011 10:24

Race started at 10:24:05

Lap	Lap Tm	Diff	Time of Day
(111) Sam Smith			
1	1:17.343	+5.740	10:25:25.972
2	1:12.545	+0.942	10:26:38.517
3	1:11.917	+0.314	10:27:50.434
4	1:12.958	+1.355	10:29:03.392
5	1:11.859	+0.256	10:30:15.251
6	1:12.814	+1.211	10:31:28.065
7	1:12.018	+0.415	10:32:40.083
8	1:11.603		10:33:51.686
9	1:11.979	+0.376	10:35:03.665
10	1:12.234	+0.631	10:36:15.899
11	1:13.418	+1.815	10:37:29.317
12	1:12.437	+0.834	10:38:41.754

(194) Robyn Lindsay			
1	1:17.350	+5.716	10:25:25.565
2	1:11.634		10:26:37.199
3	1:12.350	+0.716	10:27:49.549
4	1:12.576	+0.942	10:29:02.125
5	1:11.922	+0.288	10:30:14.047
6	1:12.192	+0.558	10:31:26.239
7	1:13.271	+1.637	10:32:39.510
8	1:12.331	+0.697	10:33:51.841
9	1:12.116	+0.482	10:35:03.957
10	1:12.787	+1.153	10:36:16.744
11	1:13.232	+1.598	10:37:29.976
12	1:12.227	+0.593	10:38:42.203

(212) Russell Brown			
1	1:18.436	+6.012	10:25:26.949
2	1:12.806	+0.382	10:26:39.755
3	1:13.176	+0.752	10:27:52.931
4	1:13.601	+1.177	10:29:06.532
5	1:13.016	+0.592	10:30:19.548
6	1:12.979	+0.555	10:31:32.527
7	1:12.680	+0.256	10:32:45.207
8	1:12.589	+0.165	10:33:57.796
9	1:12.713	+0.289	10:35:10.509
10	1:12.424		10:36:22.933
11	1:12.969	+0.545	10:37:35.902
12	1:12.486	+0.062	10:38:48.388

(37) Clinton Carver			
1	1:12.314	+2.984	10:25:19.567
2	1:09.629	+0.299	10:26:29.196
3	1:09.668	+0.338	10:27:38.864
4	1:10.694	+1.364	10:28:49.558
5	1:10.193	+0.863	10:29:59.751
6	1:09.728	+0.398	10:31:09.479
7	1:09.559	+0.229	10:32:19.038
8	1:09.490	+0.160	10:33:28.528
9	1:09.330		10:34:37.858
10	1:09.715	+0.385	10:35:47.573

(26) Matthew Shillings			
1	1:15.534	+3.990	10:25:24.000
2	1:11.579	+0.035	10:26:35.579
3	1:11.806	+0.262	10:27:47.385
4	1:11.900	+0.356	10:28:59.285
5	1:11.544		10:30:10.829

Lap	Lap Tm	Diff	Time of Day
(34) Louis Dawson			
1	3:44.392	-3:57:10.383	10:27:50.547
(9) Ben Luxton			
1	1:12.569	+3.826	10:25:18.423
2	1:08.743		10:26:27.166

Lap	Lap Tm	Diff	Time of Day
-----	--------	------	-------------

Chief of Timing and Scoring

Race Director

Weather / Track : (Cloudy / Dry)

Reults @ www.sportstimingservices.com

Printed: 28/08/2011 10:44:05





Thundersport GB Rounds 13 and 14

Sorted on Laps

Aprilia Superteens

Pembrey 1.456 Miles

Race 10

28/08/2011 13:49

Race started at 13:49:15

Pos	No.	Name	Bike	CC	Laps	Total Tm	Diff	Gap	Best Tm	Best Spd	Avg. Spd	Start Pos
1	40	Joe Francis	Aprilia	125n	12	13:44.085			1:07.288	77.898	76.326	12
2	20	Tom Oliver	Aprilia	125	12	13:45.039	0.954	0.954	1:07.177	78.027	76.238	2
3	3	David Allingham	Aprilia	125n	12	13:45.113	1.028	0.074	1:07.381	77.790	76.231	15
4	75	Bradley Jones	Aprilia	125	12	13:58.496	14.411	13.383	1:08.506	76.513	75.014	18
5	41	Milo Ward	Aprilia	125n	12	14:02.761	18.676	4.265	1:08.455	76.570	74.635	7
6	15	Ross Twyman	Aprilia	125	12	14:02.781	18.696	0.020	1:08.911	76.063	74.633	8
7	5	George Stanley	Aprilia	125n	12	14:02.997	18.912	0.216	1:08.753	76.238	74.614	1
8	37	Clinton Carver	Aprilia	125	12	14:13.847	29.762	10.850	1:09.514	75.404	73.666	6
9	21	Max Symonds	Aprilia	125	12	14:14.125	30.040	0.278	1:09.384	75.545	73.642	11
10	9	Ben Luxton	Aprilia	125	12	14:18.383	34.298	4.258	1:09.123	75.830	73.276	13
11	42	Aaron Coupland	Aprilia	125	12	14:18.470	34.385	0.087	1:09.086	75.871	73.269	9
12	22	Alex Baker	Aprilia	125n	12	14:19.194	35.109	0.724	1:09.845	75.046	73.207	3
13	26	Matthew Shillings	Aprilia	125	12	14:20.172	36.087	0.978	1:09.770	75.127	73.124	14
14	23	Josh Hill	Aprilia	125n	12	14:20.295	36.210	0.123	1:09.728	75.172	73.114	5
15	111	Sam Smith	Aprilia	125n	12	14:34.019	49.934	13.724	1:11.282	73.533	71.965	4
16	19	Charley Oakland	Aprilia	125	12	14:38.681	54.596	4.662	1:11.507	73.302	71.584	19
17	194	Robyn Lindsay	Aprilia	125	12	14:38.791	54.706	0.110	1:11.421	73.390	71.575	16
18	212	Russell Brown	Aprilia	125n	12	14:51.589	1:07.504	12.798	1:12.806	71.994	70.547	17

Not classified

DNF	61	Harry Coomber	Aprilia	125		6.029	DNF		-	-		10
-----	----	---------------	---------	-----	--	-------	-----	--	---	---	--	----

Margin of Victory	Avg. Speed	Best Lap Tm	Best Spd	Best Lap by
0.954	76.326	1:07.177	78.027	20 - Tom Oliver

Chief of Timing and Scoring

Race Director

Weather / Track : (Bright / Dry)

Reults @ www.sporttimingservices.com





Thundersport GB Rounds 13 and 14

Lapchart

Aprilia Superteens

Pembrey 1.456 Miles

Race 10

28/08/2011 13:49

Race started at 13:49:15

Competitors

	Laps													
	0	1	2	3	4	5	6	7	8	9	10	11	12	
David Allingham (3)	1	3	3	20	40	40	40	40	40	40	40	20	40	
Joe Francis (40)	2	40	20	3	20	20	20	20	20	20	20	40	20	
Ben Luxton (9)	3	9	40	40	3	3	3	3	3	3	3	3	3	
Tom Oliver (20)	4	20	75	75	75	75	75	75	75	75	75	75	75	
Bradley Jones (75)	5	75	37	5	5	15	15	5	15	15	41	15	15	41
Ross Twyman (15)	6	15	5	37	15	5	5	15	5	41	15	41	15	
Milo Ward (41)	7	41	15	15	37	37	41	41	41	5	5	5	5	
Harry Coomber (61)	8	61	41	21	21	41	37	37	37	37	37	37	37	
Clinton Carver (37)	9	37	21	41	41	21	21	21	21	21	21	21	21	
Max Symonds (21)	10	21	26	22	26	9	22	22	22	22	22	9	9	
George Stanley (5)	11	5	9	26	9	26	26	9	9	9	9	22	42	
Aaron Coupland (42)	12	42	22	42	22	22	42	26	26	26	42	42	22	
Alex Baker (22)	13	22	42	9	42	42	9	42	42	42	26	26	26	
Charley Oakland (19)	14	19	23	23	23	23	23	23	23	23	23	23	23	
Robyn Lindsay (194)	15	194	19	19	19	19	19	19	19	111	111	111	111	
Josh Hill (23)	16	23	194	194	111	111	194	111	111	19	19	194	19	
Matthew Shillings (26)	17	26	111	111	194	194	111	194	194	194	19	194	194	
Russell Brown (212)	18	212	212	212	212	212	212	212	212	212	212	212	212	
Sam Smith (111)	19	111												

Chief of Timing and Scoring

Race Director

Weather / Track : (Bright / Dry)

Reults @ www.sportstimingservices.com

Printed: 28/08/2011 14:09:02





Thundersport GB Rounds 13 and 14

Aprilia Superteens

Pembrey 1.456 Miles

Race 10

28/08/2011 13:49

Race started at 13:49:15

Lap	Lap Tm	Diff	Time of Day	Lap	Lap Tm	Diff	Time of Day	Lap	Lap Tm	Diff	Time of Day
<u>(40) Joe Francis</u>				4	1:09.576	+1.121	13:54:06.231	9	1:10.610	+1.226	13:59:56.853
1	1:19.224	+11.936	13:50:35.309	5	1:08.698	+0.243	13:55:14.929	10	1:11.072	+1.688	14:01:07.925
2	1:07.505	+0.217	13:51:42.814	6	1:08.693	+0.238	13:56:23.622	11	1:10.404	+1.020	14:02:18.329
3	1:07.692	+0.404	13:52:50.506	7	1:09.415	+0.960	13:57:33.037	12	1:11.700	+2.316	14:03:30.029
4	1:07.934	+0.646	13:53:58.440	8	1:09.076	+0.621	13:58:42.113	<u>(9) Ben Luxton</u>			
5	1:07.412	+0.124	13:55:05.852	9	1:08.455		13:59:50.568	1	1:17.754	+8.631	13:50:38.779
6	1:07.890	+0.602	13:56:13.742	10	1:09.783	+1.328	14:01:00.351	2	1:11.562	+2.439	13:51:50.341
7	1:07.774	+0.486	13:57:21.516	11	1:09.138	+0.683	14:02:09.489	3	1:10.726	+1.603	13:53:01.067
8	1:07.288		13:58:28.804	12	1:09.176	+0.721	14:03:18.665	4	1:11.130	+2.007	13:54:12.197
9	1:07.543	+0.255	13:59:36.347	<u>(15) Ross Twyman</u>				5	1:11.668	+2.545	13:55:23.865
10	1:07.507	+0.219	14:00:43.854	1	1:15.449	+6.538	13:50:37.050	6	1:10.760	+1.637	13:56:34.625
11	1:08.663	+1.375	14:01:52.517	2	1:09.876	+0.965	13:51:46.926	7	1:09.997	+0.874	13:57:44.622
12	1:07.472	+0.184	14:02:59.989	3	1:09.019	+0.108	13:52:55.945	8	1:10.111	+0.988	13:58:54.733
<u>(20) Tom Oliver</u>				4	1:08.934	+0.023	13:54:04.879	9	1:10.074	+0.951	14:00:04.807
1	1:12.569	+5.392	13:50:33.604	5	1:09.025	+0.114	13:55:13.904	10	1:09.916	+0.793	14:01:14.723
2	1:08.208	+1.031	13:51:41.812	6	1:09.606	+0.695	13:56:23.510	11	1:10.441	+1.318	14:02:25.164
3	1:08.951	+1.774	13:52:50.763	7	1:08.972	+0.061	13:57:32.482	12	1:09.123		14:03:34.287
4	1:07.812	+0.635	13:53:58.575	8	1:09.278	+0.367	13:58:41.760	<u>(42) Aaron Coupland</u>			
5	1:07.639	+0.462	13:55:06.214	9	1:08.911		13:59:50.671	1	1:16.468	+7.382	13:50:39.100
6	1:07.659	+0.482	13:56:13.873	10	1:09.483	+0.572	14:01:00.154	2	1:11.003	+1.917	13:51:50.103
7	1:07.934	+0.757	13:57:21.807	11	1:09.315	+0.404	14:02:09.469	3	1:11.144	+2.058	13:53:01.247
8	1:07.489	+0.312	13:58:29.296	12	1:09.216	+0.305	14:03:18.685	4	1:11.233	+2.147	13:54:12.480
9	1:07.177		13:59:36.473	<u>(5) George Stanley</u>				5	1:11.076	+1.990	13:55:23.556
10	1:07.616	+0.439	14:00:44.089	1	1:13.664	+4.911	13:50:35.949	6	1:11.278	+2.192	13:56:34.834
11	1:08.380	+1.203	14:01:52.469	2	1:10.385	+1.632	13:51:46.334	7	1:10.222	+1.136	13:57:45.056
12	1:08.474	+1.297	14:03:00.943	3	1:09.532	+0.779	13:52:55.866	8	1:10.070	+0.984	13:58:55.126
<u>(3) David Allingham</u>				4	1:09.217	+0.464	13:54:05.083	9	1:09.806	+0.720	14:00:04.932
1	1:17.648	+10.267	13:50:33.552	5	1:09.137	+0.384	13:55:14.220	10	1:09.956	+0.870	14:01:14.888
2	1:08.441	+1.060	13:51:41.993	6	1:09.194	+0.441	13:56:23.414	11	1:10.400	+1.314	14:02:25.288
3	1:08.861	+1.480	13:52:50.854	7	1:09.379	+0.626	13:57:32.793	12	1:09.086		14:03:34.374
4	1:08.188	+0.807	13:53:59.042	8	1:09.812	+1.059	13:58:42.605	<u>(22) Alex Baker</u>			
5	1:07.681	+0.300	13:55:06.723	9	1:08.753		13:59:51.358	1	1:15.984	+6.139	13:50:38.828
6	1:07.750	+0.369	13:56:14.473	10	1:09.343	+0.590	14:01:00.701	2	1:10.724	+0.879	13:51:49.552
7	1:07.777	+0.396	13:57:22.250	11	1:09.197	+0.444	14:02:09.898	3	1:11.638	+1.793	13:53:01.190
8	1:07.381		13:58:29.631	12	1:09.003	+0.250	14:03:18.901	4	1:11.113	+1.268	13:54:12.303
9	1:07.545	+0.164	13:59:37.176	<u>(37) Clinton Carver</u>				5	1:11.119	+1.274	13:55:23.422
10	1:07.620	+0.239	14:00:44.796	1	1:13.571	+4.057	13:50:35.652	6	1:10.651	+0.806	13:56:34.073
11	1:07.803	+0.422	14:01:52.599	2	1:11.107	+1.593	13:51:46.759	7	1:10.442	+0.597	13:57:44.515
12	1:08.418	+1.037	14:03:01.017	3	1:09.641	+0.127	13:52:56.400	8	1:10.015	+0.170	13:58:54.530
<u>(75) Bradley Jones</u>				4	1:09.697	+0.183	13:54:06.097	9	1:10.011	+0.166	14:00:04.541
1	1:14.396	+5.890	13:50:35.642	5	1:09.514		13:55:15.611	10	1:09.981	+0.136	14:01:14.522
2	1:09.303	+0.797	13:51:44.945	6	1:09.791	+0.277	13:56:25.402	11	1:10.731	+0.886	14:02:25.253
3	1:08.608	+0.102	13:52:53.553	7	1:09.855	+0.341	13:57:35.257	12	1:09.845		14:03:35.098
4	1:08.605	+0.099	13:54:02.158	8	1:10.803	+1.289	13:58:46.060	<u>(26) Matthew Shillings</u>			
5	1:08.832	+0.326	13:55:10.990	9	1:10.614	+1.100	13:59:56.674	1	1:14.459	+4.689	13:50:38.043
6	1:08.564	+0.058	13:56:19.554	10	1:11.127	+1.613	14:01:07.801	2	1:11.688	+1.918	13:51:49.731
7	1:08.506		13:57:28.060	11	1:10.405	+0.891	13:52:18.206	3	1:11.031	+1.261	13:53:00.762
8	1:08.879	+0.373	13:58:36.939	12	1:11.545	+2.031	14:03:29.751	4	1:11.513	+1.743	13:54:12.275
9	1:08.955	+0.449	13:59:45.894	<u>(21) Max Symonds</u>				5	1:11.195	+1.425	13:55:23.470
10	1:09.049	+0.543	14:00:54.943	1	1:15.235	+5.851	13:50:37.403	6	1:11.183	+1.413	13:56:34.653
11	1:09.272	+0.766	14:02:04.215	2	1:09.840	+0.456	13:51:47.243	7	1:10.288	+0.518	13:57:44.941
12	1:10.185	+1.679	14:03:14.400	3	1:09.384		13:52:56.627	8	1:10.059	+0.289	13:58:55.000
<u>(41) Milo Ward</u>				4	1:09.630	+0.246	13:54:06.257	9	1:10.199	+0.429	14:00:05.199
1	1:15.743	+7.288	13:50:37.390	5	1:09.549	+0.165	13:55:15.806	10	1:09.770		14:01:14.969
2	1:09.911	+1.456	13:51:47.301	6	1:09.696	+0.312	13:56:25.502	11	1:10.787	+1.017	14:02:25.756
3	1:09.354	+0.899	13:52:56.655	7	1:09.982	+0.598	13:57:35.484	12	1:10.320	+0.550	14:03:36.076
				8	1:10.759	+1.375	13:58:46.243				

Chief of Timing and Scoring

Race Director

Weather / Track : (Bright / Dry)

Reults @ www.sportstimingservices.com





Thundersport GB Rounds 13 and 14

Aprilia Superteens

Pembrey 1.456 Miles

Race 10

28/08/2011 13:49

Race started at 13:49:15

Lap	Lap Tm	Diff	Time of Day
(23) Josh Hill			
1	1:16.150	+6.422	13:50:39.388
2	1:12.022	+2.294	13:51:51.410
3	1:10.358	+0.630	13:53:01.768
4	1:10.881	+1.153	13:54:12.649
5	1:11.424	+1.696	13:55:24.073
6	1:10.985	+1.257	13:56:35.058
7	1:10.622	+0.894	13:57:45.680
8	1:10.470	+0.742	13:58:56.150
9	1:10.140	+0.412	14:00:06.290
10	1:09.844	+0.116	14:01:16.134
11	1:10.337	+0.609	14:02:26.471
12	1:09.728		14:03:36.199

(111) Sam Smith			
1	1:16.535	+5.253	13:50:40.230
2	1:11.637	+0.355	13:51:51.867
3	1:11.847	+0.565	13:53:03.714
4	1:12.281	+0.999	13:54:15.995
5	1:12.841	+1.559	13:55:28.836
6	1:12.005	+0.723	13:56:40.841
7	1:11.450	+0.168	13:57:52.291
8	1:11.400	+0.118	13:59:03.691
9	1:11.282		14:00:14.973
10	1:11.433	+0.151	14:01:26.406
11	1:11.919	+0.637	14:02:38.325
12	1:11.598	+0.316	14:03:49.923

(19) Charley Oakland			
1	1:16.621	+5.114	13:50:39.791
2	1:11.828	+0.321	13:51:51.619
3	1:11.507		13:53:03.126
4	1:11.838	+0.331	13:54:14.964
5	1:11.680	+0.173	13:55:26.644
6	1:12.181	+0.674	13:56:38.825
7	1:12.595	+1.088	13:57:51.420
8	1:12.730	+1.223	13:59:04.150
9	1:12.724	+1.217	14:00:16.874
10	1:13.625	+2.118	14:01:30.499
11	1:11.857	+0.350	14:02:42.356
12	1:12.229	+0.722	14:03:54.585

(194) Robyn Lindsay			
1	1:16.849	+5.428	13:50:40.031
2	1:11.672	+0.251	13:51:51.703
3	1:12.155	+0.734	13:53:03.858
4	1:12.472	+1.051	13:54:16.330
5	1:12.431	+1.010	13:55:28.761
6	1:12.633	+1.212	13:56:41.394
7	1:12.172	+0.751	13:57:53.566
8	1:12.028	+0.607	13:59:05.594
9	1:11.421		14:00:17.015
10	1:13.295	+1.874	14:01:30.310
11	1:12.171	+0.750	14:02:42.481
12	1:12.214	+0.793	14:03:54.695

(212) Russell Brown			
1	1:18.019	+5.213	13:50:41.672
2	1:13.829	+1.023	13:51:55.501
3	1:13.153	+0.347	13:53:08.654
4	1:13.706	+0.900	13:54:22.360

Lap	Lap Tm	Diff	Time of Day
5	1:13.238	+0.432	13:55:35.598
6	1:13.316	+0.510	13:56:48.914
7	1:13.266	+0.460	13:58:02.180
8	1:13.258	+0.452	13:59:15.438
9	1:12.806		14:00:28.244
10	1:13.138	+0.332	14:01:41.382
11	1:13.045	+0.239	14:02:54.427
12	1:13.066	+0.260	14:04:07.493

Lap	Lap Tm	Diff	Time of Day
-----	--------	------	-------------

Chief of Timing and Scoring

Race Director

Weather / Track : (Bright / Dry)

Reults @ www.sportstimingservices.com





Thundersport GB Rounds 13 and 14

Sorted on Best Lap time

BSN Superstock 600

Pembrey 1.456 Miles

Qualifying

27/08/2011 09:46

Practice started at 9:46:52

Pos	No.	Name	Bike	CC	Best Tm	Best Spd	Gap	Diff - Ldr.	In Lap	2nd Best
1	68	Paul Wishart	Yamaha	600	1:00.508	86.627			10	1:00.786
2	47	Nick Anderson	Yamaha	600	1:00.521	86.608	0.013	0.013	16	1:00.889
3	11	Tommy Mountain	Yamaha	600	1:00.737	86.300	0.216	0.229	10	1:01.109
4	17	Adam Robinson	Triumph	675	1:01.028	85.888	0.291	0.520	16	1:01.231
5	33	Tom Meehan	Yamaha	600	1:01.044	85.866	0.016	0.536	12	1:01.370
6	101	Sam Ludgate	Triumph	675	1:01.310	85.493	0.266	0.802	8	1:01.330
7	35	Matthew Shellcock	Yamaha	600	1:01.760	84.870	0.450	1.252	9	1:01.996
8	71	Ross Ashman	Kawasaki	600	1:01.791	84.828	0.031	1.283	10	1:02.089
9	118	Dan Chappell	Yamaha	600	1:02.211	84.255	0.420	1.703	4	1:02.379
10	7	Jodie Chalk	Triumph	675	1:02.750	83.531	0.539	2.242	17	1:03.065
11	90	Rory Parker	Kawasaki	600	1:02.939	83.281	0.189	2.431	4	1:04.000
12	19	Andrew Dudgeon	Kawasaki	600	1:03.193	82.946	0.254	2.685	16	1:03.330
13	23	Kyle Wilks	Kawasaki	600	1:03.721	82.259	0.528	3.213	13	1:03.729
14	191	Dylan Roberts	Yamaha	600	1:03.763	82.204	0.042	3.255	11	1:03.855
15	50	Sam Thompson	Suzuki	600	1:05.105	80.510	1.342	4.597	10	1:05.426
16	88	Michael Golden	Suzuki	600	1:06.861	78.395	1.756	6.353	13	1:07.063

Announcements

Chief of Timing and Scoring

Race Director

Weather / Track : Cloudy / Dry

Reults @ www.sportstimingservices.com

Printed: 27/08/2011 10:23:53





Thundersport GB Rounds 13 and 14

BSN Superstock 600

Pembrey 1.456 Miles

Race 9 (Superpole)

27/08/2011

Race

POLE POSITION

1

1
68

2
47

3
11

4
17

2

5
33

6
101

7
35

8
71

3

9
118

10
7

11
90

12
19

4

13
23

14
191

15
50

16
88

Chief of Timing and Scoring

Race Director

Weather / Track :

Reults @ www.sportstimingservices.com

Printed: 27/08/2011 10:27:24





Thundersport GB Rounds 13 and 14

Sorted on Laps

BSN Superstock 600

Pembrey 1.456 Miles

Race 9 (Superpole)

27/08/2011 15:23

Race started at 15:23:04

Pos	No.	Name	Bike	CC	Laps	Total Tm	Diff	Gap	Best Tm	Best Spd	Avg. Spd	Start Pos
1	68	Paul Wishart	Yamaha	600	18	18:20.212			1:00.425	86.746	85.755	1
2	47	Nick Anderson	Yamaha	600	18	18:24.764	4.552	4.552	1:00.849	86.141	85.402	2
3	33	Tom Meehan	Yamaha	600	18	18:24.930	4.718	0.166	1:00.672	86.392	85.389	5
4	101	Sam Ludgate	Yamaha	600	18	18:32.011	11.799	7.081	1:01.224	85.613	84.845	6
5	11	Tommy Mountain	Yamaha	600	18	18:32.521	12.309	0.510	1:00.908	86.058	84.806	3
6	71	Ross Ashman	Kawasaki	600	18	18:32.528	12.316	0.006	1:00.886	86.089	84.806	8
7	17	Adam Robinson	Triumph	675	18	18:33.530	13.318	1.002	1:00.883	86.093	84.729	4
8	191	Dylan Roberts	Yamaha	600	18	18:42.430	22.218	8.900	1:01.358	85.427	84.058	14
9	118	Dan Chappell	Yamaha	600	18	18:42.931	22.719	0.501	1:01.513	85.211	84.020	9
10	35	Matthew Shellcock	Yamaha	600	18	18:47.481	27.269	4.550	1:01.772	84.854	83.681	7
11	19	Andrew Dudgeon	Kawasaki	600	18	19:06.692	46.480	19.211	1:02.864	83.380	82.279	12
12	7	Jodie Chalk	Triumph	675	18	19:08.143	47.931	1.451	1:02.895	83.339	82.175	10
13	50	Sam Thompson	Suzuki	600	17	18:59.414	1 Lap	1 Lap	1:04.762	80.936	78.204	15
14	88	Michael Golden	Suzuki	600	17	19:17.375	1 Lap	17.961	1:05.509	80.013	76.991	16

Not classified

DNF	23	Kyle Wilks	Kawasaki	600	10	10:43.297	DNF		1:02.912	83.316	81.480	13
-----	----	------------	----------	-----	----	-----------	-----	--	----------	--------	--------	----

Announcements

*** No 50 - 10 seconds jump start penalty***

No 11 - transponder failed after lap 15

Margin of Victory	Avg. Speed	Best Lap Tm	Best Spd	Best Lap by
4.552	85.755	1:00.425	86.746	68 - Paul Wishart

Chief of Timing and Scoring

Race Director

Weather / Track : (Cloudy / Dry)

Reults @ www.sporttimingservices.com





Thundersport GB Rounds 13 and 14

Lapchart

BSN Superstock 600

Pembrey 1.456 Miles

Race 9 (Superpole)

27/08/2011 15:23

Race started at 15:23:04

Competitors

	Laps																		
	0	1	2	3	4	5	6	7	8	9	10	11	12	13	14	15	16	17	18
Paul Wishart (68)	1	68	68	68	68	68	68	68	68	68	68	68	68	68	68	68	68	68	68
Nick Anderson (47)	2	47	47	47	47	47	47	47	47	47	47	47	47	47	47	47	47	47	47
Tommy Mountain (11)	3	11	11	11	33	33	33	33	33	33	33	33	33	33	33	33	33	33	33
Adam Robinson (17)	4	17	33	33	11	11	11	11	11	11	101	101	101	101	101	101	101	101	101
Tom Meehan (33)	5	33	101	101	101	101	101	101	101	101	11	11	11	11	11	11	11	11	11
Sam Ludgate (101)	6	101	118	118	118	118	118	71	71	71	71	71	71	71	71	71	71	71	71
Matthew Shellcock (35)	7	35	35	35	35	71	71	71	17	17	17	17	17	17	17	17	17	17	17
Dan Chappell (118)	8	118	17	71	71	17	17	17	118	118	118	118	118	118	118	118	118	118	191
Ross Ashman (71)	9	71	7	17	17	35	35	35	35	35	35	35	35	35	35	191	191	191	118
Jodie Chalk (7)	10	7	71	191	191	191	191	191	191	191	191	191	191	191	191	35	35	35	35
Andrew Dudgeon (19)	11	19	191	7	7	7	7	7	7	7	7	7	7	7	7	19	19	19	19
Kyle Wilks (23)	12	23	23	23	19	19	19	19	19	19	19	19	19	19	7	7	7	7	7
Sam Thompson (50)	13	50	19	19	23	23	23	23	23	23	23	23	50	50	50	50	50	50	50
Dylan Roberts (191)	14	191	50	50	50	50	50	50	50	50	50	88	88	88	88	88	88	88	88
Michael Golden (88)	15	88	88	88	88	88	88	88	88	88	88	88	88	88	88	88	88	88	88

Chief of Timing and Scoring

Race Director

Weather / Track : (Cloudy / Dry)

Reults @ www.sportstimingservices.com

Printed: 27/08/2011 15:48:44





Thundersport GB Rounds 13 and 14

BSN Superstock 600

Pembrey 1.456 Miles

Race 9 (Superpole)

27/08/2011 15:23

Race started at 15:23:04

Lap	Lap Tm	Diff	Time of Day
2	1:02.406	+0.634	15:25:14.928
3	1:02.181	+0.409	15:26:17.109
4	1:02.734	+0.962	15:27:19.843
5	1:02.266	+0.494	15:28:22.109
6	1:02.077	+0.305	15:29:24.186
7	1:02.420	+0.648	15:30:26.606
8	1:02.060	+0.288	15:31:28.666
9	1:01.886	+0.114	15:32:30.552
10	1:01.912	+0.140	15:33:32.464
11	1:01.772		15:34:34.236
12	1:01.915	+0.143	15:35:36.151
13	1:02.271	+0.499	15:36:38.422
14	1:02.656	+0.884	15:37:41.078
15	1:02.249	+0.477	15:38:43.327
16	1:02.420	+0.648	15:39:45.747
17	1:02.167	+0.395	15:40:47.914
18	1:04.335	+2.563	15:41:52.249

(19) Andrew Dudgeon

1	1:08.759	+5.895	15:24:15.925
2	1:03.643	+0.779	15:25:19.568
3	1:03.546	+0.682	15:26:23.114
4	1:03.702	+0.838	15:27:26.816
5	1:03.268	+0.404	15:28:30.084
6	1:03.198	+0.334	15:29:33.282
7	1:03.119	+0.255	15:30:36.401
8	1:02.964	+0.100	15:31:39.365
9	1:02.884	+0.020	15:32:42.249
10	1:02.999	+0.135	15:33:45.248
11	1:03.418	+0.554	15:34:48.666
12	1:02.928	+0.064	15:35:51.594
13	1:02.864		15:36:54.458
14	1:03.067	+0.203	15:37:57.525
15	1:03.316	+0.452	15:39:00.841
16	1:03.905	+1.041	15:40:04.746
17	1:02.975	+0.111	15:41:07.721
18	1:03.739	+0.875	15:42:11.460

(7) Jodie Chalk

1	1:07.081	+4.186	15:24:13.846
2	1:04.207	+1.312	15:25:18.053
3	1:03.099	+0.204	15:26:21.152
4	1:02.917	+0.022	15:27:24.069
5	1:02.958	+0.063	15:28:27.027
6	1:03.052	+0.157	15:29:30.079
7	1:03.526	+0.631	15:30:33.605
8	1:03.431	+0.536	15:31:37.036
9	1:03.700	+0.805	15:32:40.736
10	1:03.952	+1.057	15:33:44.688
11	1:03.640	+0.745	15:34:48.328
12	1:02.895		15:35:51.223
13	1:03.032	+0.137	15:36:54.255
14	1:03.800	+0.905	15:37:58.055
15	1:03.887	+0.992	15:39:01.942
16	1:03.730	+0.835	15:40:05.672
17	1:03.185	+0.290	15:41:08.857
18	1:04.054	+1.159	15:42:12.911

(50) Sam Thompson

1	1:09.382	+4.620	15:24:16.771
2	1:05.077	+0.315	15:25:21.848

Lap	Lap Tm	Diff	Time of Day
3	1:04.762		15:26:26.610
4	1:04.796	+0.034	15:27:31.406
5	1:04.829	+0.067	15:28:36.235
6	1:05.050	+0.288	15:29:41.285
7	1:05.167	+0.405	15:30:46.452
8	1:05.535	+0.773	15:31:51.987
9	1:05.219	+0.457	15:32:57.206
10	1:05.292	+0.530	15:34:02.498
11	1:05.338	+0.576	15:35:07.836
12	1:06.647	+1.885	15:36:14.483
13	1:09.135	+4.373	15:37:23.618
14	1:12.399	+7.637	15:38:36.017
15	1:05.616	+0.854	15:39:41.633
16	1:06.043	+1.281	15:40:47.676
17	1:06.506	+1.744	15:41:54.182

(88) Michael Golden

1	1:09.207	+3.698	15:24:16.835
2	1:05.509		15:25:22.344
3	1:06.169	+0.660	15:26:28.513
4	1:08.139	+2.630	15:27:36.652
5	1:07.545	+2.036	15:28:44.197
6	1:08.602	+3.093	15:29:52.799
7	1:08.843	+3.334	15:31:01.642
8	1:09.039	+3.530	15:32:10.681
9	1:08.326	+2.817	15:33:19.007
10	1:07.353	+1.844	15:34:26.360
11	1:07.751	+2.242	15:35:34.111
12	1:07.608	+2.099	15:36:41.719
13	1:08.066	+2.557	15:37:49.785
14	1:08.539	+3.030	15:38:58.324
15	1:08.465	+2.956	15:40:06.789
16	1:07.364	+1.855	15:41:14.153
17	1:07.990	+2.481	15:42:22.143

(23) Kyle Wilks

1	1:07.982	+5.070	15:24:15.181
2	1:04.166	+1.254	15:25:19.347
3	1:03.974	+1.062	15:26:23.321
4	1:03.858	+0.946	15:27:27.179
5	1:03.214	+0.302	15:28:30.393
6	1:03.649	+0.737	15:29:34.042
7	1:04.087	+1.175	15:30:38.129
8	1:02.912		15:31:41.041
9	1:03.644	+0.732	15:32:44.685
10	1:03.380	+0.468	15:33:48.065

Chief of Timing and Scoring

Race Director

Weather / Track : (Cloudy / Dry)

Reults @ www.sportstimingservices.com

Printed: 27/08/2011 15:47:14





Thundersport GB Rounds 13 and 14


BSN Superstock 600

Pembrey 1.456 Miles

Race 8 & 15

28/08/2011

Race



POLE POSITION

	1	2	3	4
1	68	47	33	101
2	11	17	35	71
3	118	7	19	23
4	191	50	88	

Chief of Timing and Scoring

Race Director

Weather / Track :

Reults @ www.sportstimingservices.com

Printed: 27/08/2011 15:54:46





Thundersport GB Rounds 13 and 14

Sorted on Best Lap time

MAL Formula 600 & Superstock 600

Pembrey 1.456 Miles

Warm Up

28/08/2011 09:25

Practice started at 9:25:42

Pos	No.	Name	Bike	CC	Best Tm	Best Spd	Gap	Diff - Ldr.	In Lap	2nd Best
1	14	Ben Field	Honda	600	1:00.214	87.050			9	1:00.385
2	16	Craig Sproston	Yamaha	600	1:00.323	86.892	0.109	0.109	5	1:00.639
3	68	Paul Wishart	Yamaha	600	1:00.704	86.347	0.381	0.490	8	1:00.951
4	34	Chris Mort	Triumph	675	1:01.029	85.887	0.325	0.815	4	1:01.535
5	71	Ross Ashman	Kawasaki	600	1:01.035	85.879	0.006	0.821	5	1:01.605
6	17	Adam Robinson	Triumph	675	1:01.053	85.853	0.018	0.839	4	1:01.172
7	47	Nick Anderson	Yamaha	600	1:01.302	85.505	0.249	1.088	4	1:01.612
8	11	Tommy Mountain	Yamaha	600	1:01.321	85.478	0.019	1.107	9	1:01.561
9	4	Tom McHale	Honda	600	1:01.417	85.344	0.096	1.203	7	1:01.578
10	191	Dylan Roberts	Yamaha	600	1:01.539	85.175	0.122	1.325	6	1:01.943
11	22	Richard McNeil	Suzuki	600	1:01.575	85.125	0.036	1.361	7	1:01.699
12	35	Matthew Shellcock	Yamaha	600	1:01.690	84.967	0.115	1.476	4	1:02.159
13	101	Sam Ludgate	Yamaha	600	1:01.736	84.903	0.046	1.522	7	1:01.769
14	51	Adam Oliver	Honda	600	1:02.295	84.142	0.559	2.081	2	1:06.049
15	7	Jodie Chalk	Triumph	675	1:02.420	83.973	0.125	2.206	8	1:02.477
16	118	Dan Chappell	Yamaha	600	1:02.633	83.688	0.213	2.419	7	1:02.795
17	33	Tom Meehan	Yamaha	600	1:02.972	83.237	0.339	2.758	4	1:03.712
18	19	Andrew Dudgeon	Kawasaki	600	1:03.331	82.765	0.359	3.117	4	1:03.333
19	21	Simon Critchlow	Triumph	675	1:03.445	82.616	0.114	3.231	8	1:03.565
20	96	Callum O'Shea	Honda	600	1:05.103	80.512	1.658	4.889	9	1:05.675
21	50	Sam Thompson	Suzuki	600	1:05.419	80.124	0.316	5.205	9	1:05.651
22	76	Dan Shailer	Honda	600	1:06.481	78.844	1.062	6.267	8	1:06.516
23	88	Michael Golden	Suzuki	600	1:07.204	77.995	0.723	6.990	5	1:07.227
24	122	Tim Daisley	Triumph	675	1:08.469	76.554	1.265	8.255	6	1:08.854
25	12	Paul Martin	Suzuki	600	1:09.741	75.158	1.272	9.527	5	1:09.764
26	55	Paul Dunne	Suzuki	600	1:12.443	72.355	2.702	12.229	8	1:12.907
27	23	Kyle Wilks	Kawasaki	600		-			0	
28	90	Rory Parker	Kawasaki	600		-			0	

Chief of Timing and Scoring

Race Director

Weather / Track : (Cloudy / Dry)

Reults @ www.sportstimingservices.com

Printed: 28/08/2011 09:38:06





Thundersport GB Rounds 13 and 14

Sorted on Laps

BSN Superstock 600

Pembrey 1.456 Miles

Race 8

28/08/2011 12:21

Race started at 12:21:20

Pos	No.	Name	Bike	CC	Laps	Total Tm	Diff	Gap	Best Tm	Best Spd	Avg. Spd	Start Pos
1	68	Paul Wishart	Yamaha	600	15	15:17.873			59.661	87.856	85.659	1
2	47	Nick Anderson	Yamaha	600	15	15:22.077	4.204	4.204	1:00.673	86.391	85.268	2
3	33	Tom Meehan	Yamaha	600	15	15:24.469	6.596	2.392	1:00.410	86.767	85.048	3
4	101	Sam Ludgate	Yamaha	600	15	15:26.517	8.644	2.048	1:00.794	86.219	84.860	4
5	71	Ross Ashman	Kawasaki	600	15	15:27.394	9.521	0.877	1:00.575	86.531	84.780	8
6	17	Adam Robinson	Triumph	675	15	15:28.644	10.771	1.250	1:00.392	86.793	84.665	6
7	11	Tommy Mountain	Yamaha	600	15	15:32.438	14.565	3.794	1:01.182	85.672	84.321	5
8	118	Dan Chappell	Yamaha	600	15	15:34.048	16.175	1.610	1:01.281	85.534	84.176	9
9	191	Dylan Roberts	Yamaha	600	15	15:34.726	16.853	0.678	1:01.205	85.640	84.114	13
10	7	Jodie Chalk	Triumph	675	15	15:45.749	27.876	11.023	1:01.398	85.371	83.134	10
11	19	Andrew Dudgeon	Kawasaki	600	15	15:58.441	40.568	12.692	1:02.831	83.424	82.033	11
12	50	Sam Thompson	Suzuki	600	14	15:20.107	1 Lap	1 Lap	1:04.684	81.034	79.754	14
13	88	Michael Golden	Suzuki	600	14	15:36.925	1 Lap	16.818	1:05.254	80.326	78.323	15

Not classified

DNF	35	Matthew Shellcock	Yamaha	600	10	10:25.365	DNF		1:00.956	85.990	83.817	7
-----	----	-------------------	--------	-----	----	-----------	-----	--	----------	--------	--------	---

Margin of Victory	Avg. Speed	Best Lap Tm	Best Spd	Best Lap by
4.204	85.659	59.661	87.856	68 - Paul Wishart

Chief of Timing and Scoring

Race Director

Weather / Track : (Bright / Dry)

Reults @ www.sportstimeservices.com



Printed: 28/08/2011 12:37:37



Thundersport GB Rounds 13 and 14

Lapchart

BSN Superstock 600

Pembrey 1.456 Miles

Race 8

28/08/2011 12:21

Race started at 12:21:20

Competitors

Laps

	0	1	2	3	4	5	6	7	8	9	10	11	12	13	14	15
Nick Anderson (47)	1	47	68	68	68	68	68	68	68	68	68	68	68	68	68	68
Paul Wishart (68)	2	68	47	47	47	47	47	47	47	47	47	47	47	47	47	47
Tom Meehan (33)	3	33	33	33	33	33	33	33	33	33	33	33	33	33	33	33
Sam Ludgate (101)	4	101	101	101	101	101	101	101	101	101	101	101	101	101	101	101
Tommy Mountain (11)	5	11	11	11	11	11	71	71	71	71	71	71	71	71	71	71
Adam Robinson (17)	6	17	118	118	118	71	71	11	11	11	17	17	17	17	17	17
Matthew Shellcock (35)	7	35	71	71	71	17	118	118	17	17	11	11	11	11	11	11
Ross Ashman (71)	8	71	17	17	17	118	17	17	118	118	118	35	118	118	118	118
Dan Chappell (118)	9	118	35	35	35	35	35	35	35	35	118	191	191	191	191	191
Jodie Chalk (7)	10	7	7	7	7	7	7	191	191	191	191	191	7	7	7	7
Andrew Dudgeon (19)	11	19	191	191	191	191	191	7	7	7	7	7	19	19	19	19
Dylan Roberts (191)	12	191	19	19	19	19	19	19	19	19	19	50	50	50	50	50
Sam Thompson (50)	13	50	50	50	50	50	50	50	50	50	50	88	88	88	88	88
Michael Golden (88)	14	88	88	88	88	88	88	88	88	88	88	88	88	88	88	88

Chief of Timing and Scoring

Race Director

Weather / Track : (Bright / Dry)

Reults @ www.sportstimingservices.com

Printed: 28/08/2011 12:40:43





Thundersport GB Rounds 13 and 14

BSN Superstock 600

Pembrey 1.456 Miles

Race 8

28/08/2011 12:21

Race started at 12:21:20

Lap	Lap Tm	Diff	Time of Day
(68) Paul Wishart			
1	1:07.694	+8.033	12:22:29.445
2	1:00.283	+0.622	12:23:29.728
3	59.661		12:24:29.389
4	59.824	+0.163	12:25:29.213
5	59.978	+0.317	12:26:29.191
6	1:00.341	+0.680	12:27:29.532
7	1:00.717	+1.056	12:28:30.249
8	1:00.720	+1.059	12:29:30.969
9	1:00.570	+0.909	12:30:31.539
10	1:00.839	+1.178	12:31:32.378
11	1:00.824	+1.163	12:32:33.202
12	1:01.054	+1.393	12:33:34.256
13	1:01.025	+1.364	12:34:35.281
14	1:00.867	+1.206	12:35:36.148
15	1:02.114	+2.453	12:36:38.262

(47) Nick Anderson			
1	1:09.064	+8.391	12:22:29.453
2	1:01.714	+1.041	12:23:31.167
3	1:01.168	+0.495	12:24:32.335
4	1:00.982	+0.309	12:25:33.317
5	1:00.817	+0.144	12:26:34.134
6	1:00.934	+0.261	12:27:35.068
7	1:00.861	+0.188	12:28:35.929
8	1:00.762	+0.089	12:29:36.691
9	1:00.673		12:30:37.364
10	1:00.890	+0.217	12:31:38.254
11	1:00.722	+0.049	12:32:38.976
12	1:00.891	+0.218	12:33:39.867
13	1:00.792	+0.119	12:34:40.659
14	1:00.885	+0.212	12:35:41.544
15	1:00.922	+0.249	12:36:42.466

(33) Tom Meehan			
1	1:05.706	+5.296	12:22:29.762
2	1:01.768	+1.358	12:23:31.530
3	1:01.011	+0.601	12:24:32.541
4	1:01.235	+0.825	12:25:33.776
5	1:00.868	+0.458	12:26:34.644
6	1:01.313	+0.903	12:27:35.957
7	1:00.815	+0.405	12:28:36.772
8	1:00.864	+0.454	12:29:37.636
9	1:01.305	+0.895	12:30:38.941
10	1:00.986	+0.576	12:31:39.927
11	1:00.519	+0.109	12:32:40.446
12	1:00.410		12:33:40.856
13	1:01.085	+0.675	12:34:41.941
14	1:01.463	+1.053	12:35:43.404
15	1:01.454	+1.044	12:36:44.858

(101) Sam Ludgate			
1	1:05.511	+4.717	12:22:29.828
2	1:01.995	+1.201	12:23:31.823
3	1:00.927	+0.133	12:24:32.750
4	1:01.322	+0.528	12:25:34.072
5	1:01.082	+0.288	12:26:35.154
6	1:00.914	+0.120	12:27:36.068
7	1:00.794		12:28:36.862
8	1:01.182	+0.388	12:29:38.044

9	1:01.460	+0.666	12:30:39.504
10	1:00.903	+0.109	12:31:40.407
11	1:01.027	+0.233	12:32:41.434
12	1:01.232	+0.438	12:33:42.666
13	1:01.603	+0.809	12:34:44.269
14	1:01.414	+0.620	12:35:45.683
15	1:01.223	+0.429	12:36:46.906

(71) Ross Ashman			
1	1:05.587	+5.012	12:22:30.684
2	1:01.969	+1.394	12:23:32.653
3	1:01.517	+0.942	12:24:34.170
4	1:01.375	+0.800	12:25:35.545
5	1:00.992	+0.417	12:26:36.537
6	1:00.834	+0.259	12:27:37.371
7	1:00.575		12:28:37.946
8	1:00.898	+0.323	12:29:38.844
9	1:00.842	+0.267	12:30:39.686
10	1:01.157	+0.582	12:31:40.843
11	1:00.911	+0.336	12:32:41.754
12	1:01.297	+0.722	12:33:43.051
13	1:01.479	+0.904	12:34:44.530
14	1:02.130	+1.555	12:35:46.660
15	1:01.123	+0.548	12:36:47.783

(17) Adam Robinson			
1	1:06.117	+5.725	12:22:30.793
2	1:02.045	+1.653	12:23:32.838
3	1:01.569	+1.177	12:24:34.407
4	1:01.491	+1.099	12:25:35.898
5	1:01.835	+1.443	12:26:37.733
6	1:01.308	+0.916	12:27:39.041
7	1:01.103	+0.711	12:28:40.144
8	1:01.433	+1.041	12:29:41.577
9	1:01.013	+0.621	12:30:42.590
10	1:00.857	+0.465	12:31:43.447
11	1:00.392		12:32:43.839
12	1:00.518	+0.126	12:33:44.357
13	1:00.801	+0.409	12:34:45.158
14	1:02.369	+1.977	12:35:47.527
15	1:01.506	+1.114	12:36:49.033

(11) Tommy Mountain			
1	1:05.665	+4.483	12:22:30.157
2	1:02.087	+0.905	12:23:32.244
3	1:01.426	+0.244	12:24:33.670
4	1:01.429	+0.247	12:25:35.099
5	1:01.361	+0.179	12:26:36.460
6	1:02.090	+0.908	12:27:38.550
7	1:01.307	+0.125	12:28:39.857
8	1:01.615	+0.433	12:29:41.472
9	1:02.021	+0.839	12:30:43.493
10	1:01.779	+0.597	12:31:45.272
11	1:01.577	+0.395	12:32:46.849
12	1:01.736	+0.554	12:33:48.585
13	1:01.656	+0.474	12:34:50.241
14	1:01.182		12:35:51.423
15	1:01.404	+0.222	12:36:52.827

(118) Dan Chappell			
1	1:05.175	+3.894	12:22:30.308

2	1:02.147	+0.866	12:23:32.455
3	1:01.546	+0.265	12:24:34.001
4	1:01.983	+0.702	12:25:35.984
5	1:01.676	+0.395	12:26:37.660
6	1:01.281		12:27:38.941
7	1:01.636	+0.355	12:28:40.577
8	1:01.971	+0.690	12:29:42.548
9	1:02.055	+0.774	12:30:44.603
10	1:01.283	+0.002	12:31:45.886
11	1:01.828	+0.547	12:32:47.714
12	1:01.705	+0.424	12:33:49.419
13	1:01.429	+0.148	12:34:50.848
14	1:01.974	+0.693	12:35:52.822
15	1:01.615	+0.334	12:36:54.437

(191) Dylan Roberts			
1	1:06.887	+5.682	12:22:32.478
2	1:02.345	+1.140	12:23:34.823
3	1:01.525	+0.320	12:24:36.348
4	1:01.479	+0.274	12:25:37.827
5	1:01.919	+0.714	12:26:39.746
6	1:02.027	+0.822	12:27:41.773
7	1:01.643	+0.438	12:28:43.416
8	1:01.696	+0.491	12:29:45.112
9	1:01.318	+0.113	12:30:46.430
10	1:01.429	+0.224	12:31:47.859
11	1:01.550	+0.345	12:32:49.409
12	1:01.388	+0.183	12:33:50.797
13	1:01.274	+0.069	12:34:52.071
14	1:01.205		12:35:53.276
15	1:01.839	+0.634	12:36:55.115

(7) Jodie Chalk			
1	1:07.226	+5.828	12:22:32.398
2	1:02.288	+0.890	12:23:34.686
3	1:01.398		12:24:36.084
4	1:01.628	+0.230	12:25:37.712
5	1:01.915	+0.517	12:26:39.627
6	1:02.261	+0.863	12:27:41.888
7	1:02.147	+0.749	12:28:44.035
8	1:02.008	+0.610	12:29:46.043
9	1:02.092	+0.694	12:30:48.135
10	1:02.568	+1.170	12:31:50.703
11	1:03.113	+1.715	12:32:53.816
12	1:02.893	+1.495	12:33:56.709
13	1:02.932	+1.534	12:34:59.641
14	1:02.845	+1.447	12:36:02.486
15	1:03.652	+2.254	12:37:06.138

(19) Andrew Dudgeon			
1	1:08.162	+5.331	12:22:33.483
2	1:03.813	+0.982	12:23:37.296
3	1:03.508	+0.677	12:24:40.804
4	1:02.948	+0.117	12:25:43.752
5	1:03.240	+0.409	12:26:46.992
6	1:03.135	+0.304	12:27:50.127
7	1:03.265	+0.434	12:28:53.392
8	1:02.998	+0.167	12:29:56.390
9	1:03.012	+0.181	12:30:59.402
10	1:02.831		12:32:02.233
11	1:02.879	+0.048	12:33:05.112

Chief of Timing and Scoring

Race Director

Weather / Track : (Bright / Dry)

Reults @ www.sportstimingservices.com





Thundersport GB Rounds 13 and 14

BSN Superstock 600

Pembrey 1.456 Miles

Race 8

28/08/2011 12:21

Race started at 12:21:20

Lap	Lap Tm	Diff	Time of Day
12	1:03.276	+0.445	12:34:08.388
13	1:03.013	+0.182	12:35:11.401
14	1:03.567	+0.736	12:36:14.968
15	1:03.862	+1.031	12:37:18.830

(50) Sam Thompson

Lap	Lap Tm	Diff	Time of Day
1	1:08.672	+3.988	12:22:34.543
2	1:05.254	+0.570	12:23:39.797
3	1:04.708	+0.024	12:24:44.505
4	1:04.789	+0.105	12:25:49.294
5	1:04.741	+0.057	12:26:54.035
6	1:04.684		12:27:58.719
7	1:04.905	+0.221	12:29:03.624
8	1:04.721	+0.037	12:30:08.345
9	1:05.356	+0.672	12:31:13.701
10	1:05.440	+0.756	12:32:19.141
11	1:05.674	+0.990	12:33:24.815
12	1:05.861	+1.177	12:34:30.676
13	1:04.809	+0.125	12:35:35.485
14	1:05.011	+0.327	12:36:40.496

(88) Michael Golden

Lap	Lap Tm	Diff	Time of Day
1	1:08.851	+3.597	12:22:34.810
2	1:05.255	+0.001	12:23:40.065
3	1:05.254		12:24:45.319
4	1:05.675	+0.421	12:25:50.994
5	1:06.172	+0.918	12:26:57.166
6	1:06.842	+1.588	12:28:04.008
7	1:06.409	+1.155	12:29:10.417
8	1:06.879	+1.625	12:30:17.296
9	1:06.895	+1.641	12:31:24.191
10	1:06.926	+1.672	12:32:31.117
11	1:07.205	+1.951	12:33:38.322
12	1:06.560	+1.306	12:34:44.882
13	1:05.893	+0.639	12:35:50.775
14	1:06.539	+1.285	12:36:57.314

(35) Matthew Shellcock

Lap	Lap Tm	Diff	Time of Day
1	1:07.079	+6.123	12:22:31.786
2	1:01.868	+0.912	12:23:33.654
3	1:01.666	+0.710	12:24:35.320
4	1:01.162	+0.206	12:25:36.482
5	1:01.377	+0.421	12:26:37.859
6	1:01.639	+0.683	12:27:39.498
7	1:01.307	+0.351	12:28:40.805
8	1:01.856	+0.900	12:29:42.661
9	1:02.137	+1.181	12:30:44.798
10	1:00.956		12:31:45.754

Lap	Lap Tm	Diff	Time of Day
-----	--------	------	-------------

Lap	Lap Tm	Diff	Time of Day
-----	--------	------	-------------

Chief of Timing and Scoring

Race Director

Weather / Track : (Bright / Dry)

Reults @ www.sportstimingservices.com

Printed: 28/08/2011 12:39:47





Thundersport GB Rounds 13 and 14

Sorted on Laps

BSN Superstock 600

Pembrey 1.456 Miles

Race 15

28/08/2011 15:26

Race started at 15:26:16

Pos	No.	Name	Bike	CC	Laps	Total Tm	Diff	Gap	Best Tm	Best Spd	Avg. Spd	Start Pos
1	68	Paul Wishart	Yamaha	600	15	15:13.647			1:00.028	87.319	86.055	1
2	47	Nick Anderson	Yamaha	600	15	15:16.409	2.762	2.762	1:00.120	87.186	85.796	2
3	33	Tom Meehan	Yamaha	600	15	15:25.999	12.352	9.590	1:00.294	86.934	84.907	3
4	71	Ross Ashman	Kawasaki	600	15	15:28.683	15.036	2.684	1:00.627	86.457	84.662	8
5	35	Matthew Shellcock	Yamaha	600	15	15:35.731	22.084	7.048	1:01.217	85.623	84.024	7
6	101	Sam Ludgate	Triumph	675	15	15:35.823	22.176	0.092	1:01.099	85.789	84.016	4
7	118	Dan Chappell	Yamaha	600	15	15:36.491	22.844	0.668	1:01.222	85.616	83.956	9
8	191	Dylan Roberts	Yamaha	600	15	15:38.655	25.008	2.164	1:01.492	85.240	83.762	12
9	11	Tommy Mountain	Yamaha	600	15	15:42.311	28.664	3.656	1:01.666	85.000	83.437	5
10	7	Jodie Chalk	Triumph	675	15	15:52.483	38.836	10.172	1:02.307	84.125	82.546	10
11	19	Andrew Dudgeon	Kawasaki	600	15	15:56.163	42.516	3.680	1:02.538	83.815	82.229	11
12	50	Sam Thompson	Suzuki	600	14	15:25.682	1 Lap	1 Lap	1:04.899	80.765	79.274	13
13	88	Michael Golden	Suzuki	600	14	15:39.219	1 Lap	13.537	1:04.997	80.644	78.131	14

Not classified

DNF	17	Adam Robinson	Triumph	675	3	3:14.744	DNF		1:01.670	84.994	80.746	6
-----	----	---------------	---------	-----	---	----------	-----	--	----------	--------	--------	---

Margin of Victory	Avg. Speed	Best Lap Tm	Best Spd	Best Lap by
2.762	86.055	1:00.028	87.319	68 - Paul Wishart

Chief of Timing and Scoring

Race Director

Weather / Track : (Cloudy / Dry)

Reults @ www.sportstimeservices.com





Thundersport GB Rounds 13 and 14

Lapchart

BSN Superstock 600

Pembrey 1.456 Miles

Race 15

28/08/2011 15:26

Race started at 15:26:16

Competitors

	Laps															
	0	1	2	3	4	5	6	7	8	9	10	11	12	13	14	15
Nick Anderson (47)	1	47	68	68	68	68	68	68	68	68	68	68	68	68	68	68
Paul Wishart (68)	2	68	47	47	47	47	47	47	47	47	47	47	47	47	47	47
Tom Meehan (33)	3	33	33	33	33	33	33	33	33	33	33	33	33	33	33	33
Sam Ludgate (101)	4	101	118	71	71	71	71	71	71	71	71	71	71	71	71	71
Tommy Mountain (11)	5	11	35	118	118	118	101	101	101	101	101	101	101	35	35	35
Adam Robinson (17)	6	17	71	35	11	101	35	35	35	35	35	35	35	101	101	101
Matthew Shellcock (35)	7	35	11	11	17	35	118	118	118	118	118	118	118	118	118	118
Ross Ashman (71)	8	71	17	17	35	11	11	11	11	11	11	11	11	191	191	191
Dan Chappell (118)	9	118	191	101	101	191	191	191	191	191	191	191	191	11	11	11
Jodie Chalk (7)	10	7	101	191	191	7	7	7	7	7	7	7	7	7	7	7
Andrew Dudgeon (19)	11	19	7	7	7	19	19	19	19	19	19	19	19	19	19	19
Dylan Roberts (191)	12	191	19	19	19	50	50	50	50	50	50	50	50	50	50	50
Sam Thompson (50)	13	50	50	50	50	88	88	88	88	88	88	88	88	88	88	88
Michael Golden (88)	14	88	88	88	88											

Chief of Timing and Scoring

Race Director

Weather / Track : (Cloudy / Dry)

Reults @ www.sportstimingservices.com

Printed: 28/08/2011 15:49:16





Thundersport GB Rounds 13 and 14

BSN Superstock 600

Pembrey 1.456 Miles

Race 15

28/08/2011 15:26

Race started at 15:26:16

Lap	Lap Tm	Diff	Time of Day
(68) Paul Wishart			
1	1:07.160	+7.132	15:27:24.249
2	1:00.428	+0.400	15:28:24.677
3	1:00.227	+0.199	15:29:24.904
4	1:00.028		15:30:24.932
5	1:00.336	+0.308	15:31:25.268
6	1:00.497	+0.469	15:32:25.765
7	1:00.425	+0.397	15:33:26.190
8	1:00.165	+0.137	15:34:26.355
9	1:00.568	+0.540	15:35:26.923
10	1:00.849	+0.821	15:36:27.772
11	1:00.551	+0.523	15:37:28.323
12	1:00.208	+0.180	15:38:28.531
13	1:00.162	+0.134	15:39:28.693
14	1:00.638	+0.610	15:40:29.331
15	1:00.724	+0.696	15:41:30.055
(47) Nick Anderson			
1	1:08.289	+8.169	15:27:24.697
2	1:00.309	+0.189	15:28:25.006
3	1:00.367	+0.247	15:29:25.373
4	1:00.120		15:30:25.493
5	1:00.396	+0.276	15:31:25.889
6	1:00.585	+0.465	15:32:26.474
7	1:00.768	+0.648	15:33:27.242
8	1:00.391	+0.271	15:34:27.633
9	1:00.571	+0.451	15:35:28.204
10	1:00.709	+0.589	15:36:28.913
11	1:00.679	+0.559	15:37:29.592
12	1:00.756	+0.636	15:38:30.348
13	1:00.876	+0.756	15:39:31.224
14	1:00.754	+0.634	15:40:31.978
15	1:00.839	+0.719	15:41:32.817
(33) Tom Meehan			
1	1:04.429	+4.135	15:27:25.213
2	1:00.758	+0.464	15:28:25.971
3	1:00.294		15:29:26.265
4	1:00.526	+0.232	15:30:26.791
5	1:01.537	+1.243	15:31:28.328
6	1:01.254	+0.960	15:32:29.582
7	1:01.467	+1.173	15:33:31.049
8	1:01.526	+1.232	15:34:32.575
9	1:01.141	+0.847	15:35:33.716
10	1:01.298	+1.004	15:36:35.014
11	1:01.545	+1.251	15:37:36.559
12	1:01.225	+0.931	15:38:37.784
13	1:01.387	+1.093	15:39:39.171
14	1:01.646	+1.352	15:40:40.817
15	1:01.590	+1.296	15:41:42.407
(71) Ross Ashman			
1	1:05.225	+4.598	15:27:27.032
2	1:00.878	+0.251	15:28:27.910
3	1:00.627		15:29:28.537
4	1:00.922	+0.295	15:30:29.459
5	1:01.015	+0.388	15:31:30.474
6	1:01.419	+0.792	15:32:31.893
7	1:01.609	+0.982	15:33:33.502
8	1:01.360	+0.733	15:34:34.862

Lap	Lap Tm	Diff	Time of Day
9	1:01.670	+1.043	15:35:36.532
10	1:01.474	+0.847	15:36:38.006
11	1:01.463	+0.836	15:37:39.469
12	1:01.382	+0.755	15:38:40.851
13	1:01.570	+0.943	15:39:42.421
14	1:01.246	+0.619	15:40:43.667
15	1:01.424	+0.797	15:41:45.091
(35) Matthew Shellcock			
1	1:05.368	+4.151	15:27:26.912
2	1:02.328	+1.111	15:28:29.240
3	1:02.186	+0.969	15:29:31.426
4	1:02.823	+1.606	15:30:34.249
5	1:02.052	+0.835	15:31:36.301
6	1:02.006	+0.789	15:32:38.307
7	1:01.824	+0.607	15:33:40.131
8	1:01.970	+0.753	15:34:42.101
9	1:01.479	+0.262	15:35:43.580
10	1:01.608	+0.391	15:36:45.188
11	1:01.399	+0.182	15:37:46.587
12	1:01.272	+0.055	15:38:47.859
13	1:01.255	+0.038	15:39:49.114
14	1:01.217		15:40:50.331
15	1:01.808	+0.591	15:41:52.139
(101) Sam Ludgate			
1	1:06.984	+5.885	15:27:28.167
2	1:01.790	+0.691	15:28:29.957
3	1:01.770	+0.671	15:29:31.727
4	1:02.295	+1.196	15:30:34.022
5	1:01.674	+0.575	15:31:35.696
6	1:01.752	+0.653	15:32:37.448
7	1:01.999	+0.900	15:33:39.447
8	1:01.942	+0.843	15:34:41.389
9	1:01.835	+0.736	15:35:43.224
10	1:01.739	+0.640	15:36:44.963
11	1:01.539	+0.440	15:37:46.502
12	1:01.481	+0.382	15:38:47.983
13	1:01.684	+0.585	15:39:49.667
14	1:01.099		15:40:50.766
15	1:01.465	+0.366	15:41:52.231
(118) Dan Chappell			
1	1:04.443	+3.221	15:27:26.336
2	1:01.984	+0.762	15:28:28.320
3	1:01.658	+0.436	15:29:29.978
4	1:03.825	+2.603	15:30:33.803
5	1:02.742	+1.520	15:31:36.545
6	1:02.069	+0.847	15:32:38.614
7	1:01.792	+0.570	15:33:40.406
8	1:01.869	+0.647	15:34:42.275
9	1:01.651	+0.429	15:35:43.926
10	1:01.578	+0.356	15:36:45.504
11	1:01.497	+0.275	15:37:47.001
12	1:01.534	+0.312	15:38:48.535
13	1:01.407	+0.185	15:39:49.942
14	1:01.222		15:40:51.164
15	1:01.735	+0.513	15:41:52.899
(191) Dylan Roberts			
1	1:05.559	+4.067	15:27:27.983

Lap	Lap Tm	Diff	Time of Day
2	1:02.862	+1.370	15:28:30.845
3	1:02.268	+0.776	15:29:33.113
4	1:02.214	+0.722	15:30:35.327
5	1:02.044	+0.552	15:31:37.371
6	1:02.344	+0.852	15:32:39.715
7	1:02.041	+0.549	15:33:41.756
8	1:01.914	+0.422	15:34:43.670
9	1:01.555	+0.063	15:35:45.225
10	1:01.524	+0.032	15:36:46.749
11	1:01.536	+0.044	15:37:48.285
12	1:01.495	+0.003	15:38:49.780
13	1:01.492		15:39:51.272
14	1:01.589	+0.097	15:40:52.861
15	1:02.202	+0.710	15:41:55.063
(11) Tommy Mountain			
1	1:06.193	+4.527	15:27:27.457
2	1:01.933	+0.267	15:28:29.390
3	1:01.668	+0.002	15:29:31.058
4	1:03.863	+2.197	15:30:34.921
5	1:01.950	+0.284	15:31:36.871
6	1:02.192	+0.526	15:32:39.063
7	1:01.773	+0.107	15:33:40.836
8	1:01.976	+0.310	15:34:42.812
9	1:01.666		15:35:44.478
10	1:01.689	+0.023	15:36:46.167
11	1:02.036	+0.370	15:37:48.203
12	1:02.487	+0.821	15:38:50.690
13	1:02.432	+0.766	15:39:53.122
14	1:02.226	+0.560	15:40:55.348
15	1:03.371	+1.705	15:41:58.719
(7) Jodie Chalk			
1	1:06.946	+4.639	15:27:28.848
2	1:02.553	+0.246	15:28:31.401
3	1:02.307		15:29:33.708
4	1:02.325	+0.018	15:30:36.033
5	1:02.642	+0.335	15:31:38.675
6	1:02.965	+0.658	15:32:41.640
7	1:02.945	+0.638	15:33:44.585
8	1:03.009	+0.702	15:34:47.594
9	1:02.978	+0.671	15:35:50.572
10	1:03.032	+0.725	15:36:53.604
11	1:03.400	+1.093	15:37:57.004
12	1:03.300	+0.993	15:39:00.304
13	1:02.633	+0.326	15:40:02.937
14	1:02.772	+0.465	15:41:05.709
15	1:03.182	+0.875	15:42:08.891
(19) Andrew Dudgeon			
1	1:07.745	+5.207	15:27:30.013
2	1:04.014	+1.476	15:28:34.027
3	1:03.175	+0.637	15:29:37.202
4	1:03.380	+0.842	15:30:40.582
5	1:03.431	+0.893	15:31:44.013
6	1:02.957	+0.419	15:32:46.970
7	1:02.990	+0.452	15:33:49.960
8	1:02.591	+0.053	15:34:52.551
9	1:02.987	+0.449	15:35:55.538
10	1:02.886	+0.348	15:36:58.424
11	1:03.253	+0.715	15:38:01.677

Chief of Timing and Scoring

Race Director

Weather / Track : (Cloudy / Dry)

Reults @ www.sportstimingservices.com





Thundersport GB Rounds 13 and 14

BSN Superstock 600

Pembrey 1.456 Miles

Race 15

28/08/2011 15:26

Race started at 15:26:16

Lap	Lap Tm	Diff	Time of Day
12	1:02.801	+0.263	15:39:04.478
13	1:02.869	+0.331	15:40:07.347
14	1:02.538		15:41:09.885
15	1:02.686	+0.148	15:42:12.571

(50) Sam Thompson

Lap	Lap Tm	Diff	Time of Day
1	1:08.275	+3.376	15:27:30.885
2	1:05.052	+0.153	15:28:35.937
3	1:05.010	+0.111	15:29:40.947
4	1:05.471	+0.572	15:30:46.418
5	1:05.365	+0.466	15:31:51.783
6	1:05.357	+0.458	15:32:57.140
7	1:04.964	+0.065	15:34:02.104
8	1:04.913	+0.014	15:35:07.017
9	1:04.899		15:36:11.916
10	1:05.790	+0.891	15:37:17.706
11	1:05.200	+0.301	15:38:22.906
12	1:05.445	+0.546	15:39:28.351
13	1:06.878	+1.979	15:40:35.229
14	1:06.861	+1.962	15:41:42.090

(88) Michael Golden

Lap	Lap Tm	Diff	Time of Day
1	1:08.131	+3.134	15:27:31.079
2	1:04.997		15:28:36.076
3	1:05.579	+0.582	15:29:41.655
4	1:05.248	+0.251	15:30:46.903
5	1:05.282	+0.285	15:31:52.185
6	1:05.267	+0.270	15:32:57.452
7	1:05.603	+0.606	15:34:03.055
8	1:07.512	+2.515	15:35:10.567
9	1:08.199	+3.202	15:36:18.766
10	1:07.780	+2.783	15:37:26.546
11	1:07.389	+2.392	15:38:33.935
12	1:07.677	+2.680	15:39:41.612
13	1:07.288	+2.291	15:40:48.900
14	1:06.727	+1.730	15:41:55.627

(17) Adam Robinson

Lap	Lap Tm	Diff	Time of Day
1	1:06.275	+4.605	15:27:27.811
2	1:01.671	+0.001	15:28:29.482
3	1:01.670		15:29:31.152

Lap	Lap Tm	Diff	Time of Day
-----	--------	------	-------------

Lap	Lap Tm	Diff	Time of Day
-----	--------	------	-------------

Chief of Timing and Scoring

Race Director

Weather / Track : (Cloudy / Dry)

Reults @ www.sportstimingservices.com

Printed: 28/08/2011 15:47:50





Thundersport GB Rounds 13 and 14

Sorted on Best Lap time

Bridgestone Thundersport 500

Pembrey 1.456 Miles

Qualifying

27/08/2011 11:05

Practice started at 11:05:51

Pos	No.	Name	Bike	CC	Best Tm	Best Spd	Gap	Diff - Ldr.	In Lap	2nd Best
1	61	Adam Shelton	Honda	500	1:06.204	79.173			10	1:06.333
2	12	Andy Lawson	Honda	500	1:06.830	78.432	0.626	0.626	5	1:07.583
3	5	Darryl Harrison	Honda	500	1:07.874	77.225	1.044	1.670	7	1:08.390
4	64	Adam Palfreman	Honda	500	1:08.910	76.064	1.036	2.706	3	1:09.160
5	42	Christopher Spink	Honda	500	1:09.052	75.908	0.142	2.848	6	1:09.192
6	72	Mike Bailey	Honda	500	1:09.414	75.512	0.362	3.210	8	1:09.774
7	32	Nick Clift	Honda	500	1:09.489	75.431	0.075	3.285	9	1:09.556
8	33	Richard Blunt	Honda	500	1:10.488	74.362	0.999	4.284	10	1:11.335
9	71	Dave Palfreman	Honda	500	1:10.771	74.064	0.283	4.567	7	1:11.257
10	47	Steve Kain	Honda	500	1:10.917	73.912	0.146	4.713	9	1:11.451
11	194	Neil Schofield	Honda	500	1:12.205	72.593	1.288	6.001	3	1:12.768
12	40	Steve Dufton	Honda	500	1:14.035	70.799	1.830	7.831	7	1:14.381
13	4	Andrew Burscough	Honda	500	1:16.077	68.899	2.042	9.873	5	1:16.153

Chief of Timing and Scoring

Race Director

Weather / Track : (Cloudy / Dry - 1st 13 mins then Rain

Reults @ www.sportstimingservices.com

Printed: 27/08/2011 11:27:38





Thundersport GB Rounds 13 and 14

Bridgestone Thundersport 500

Pembrey 1.456 Miles

Race 4 & 12 + Sunday 6 & 14

27/08/2011

Race

POLE POSITION

	1	2	3	4
1	61	12	5	64
2	42	72	32	33
3	71	47	194	40
4	4			

Chief of Timing and Scoring

Race Director

Weather / Track :

Reults @ www.sportstimingservices.com

Printed: 27/08/2011 11:29:29





Thundersport GB Rounds 13 and 14

Sorted on Laps

Bridgestone Thundersport 500

Pembrey 1.456 Miles

Race 4

27/08/2011 12:52

Race started at 12:52:29

Pos	No.	Name	Bike	CC	Laps	Total Tm	Diff	Gap	Best Tm	Best Spd	Avg. Spd	Start Pos
1	61	Adam Shelton	Honda	500	12	13:30.052			1:06.587	78.718	77.648	1
2	72	Mike Bailey	Honda	500	12	13:54.856	24.804	24.804	1:08.580	76.430	75.341	6
3	64	Adam Palfreman	Honda	500	12	13:54.967	24.915	0.111	1:08.511	76.507	75.331	4
4	42	Christopher Spink	Honda	500	12	14:06.987	36.935	12.020	1:09.113	75.841	74.262	5
5	32	Nick Clift	Honda	500	12	14:07.051	36.999	0.064	1:09.270	75.669	74.257	7
6	47	Steve Kain	Honda	500	12	14:10.163	40.111	3.112	1:09.671	75.234	73.985	10
7	33	Richard Blunt	Honda	500	12	14:10.584	40.532	0.421	1:09.797	75.098	73.948	8
8	194	Neil Schofield	Honda	500	11	13:34.519	1 Lap	1 Lap	1:12.393	72.405	70.787	11
9	40	Steve Dufton	Honda	500	11	13:36.738	1 Lap	2.219	1:12.093	72.706	70.595	12
10	4	Andrew Burscough	Honda	500	11	13:37.618	1 Lap	0.880	1:12.373	72.425	70.519	13

Not classified

DNF	12	Andy Lawson	Honda	500	9	10:09.516	DNF		1:06.876	78.378	77.396	2
DNF	5	Darryl Harrison	Honda	500	1	1:12.248	DNF		1:11.345	73.468	72.550	3

Margin of Victory	Avg. Speed	Best Lap Tm	Best Spd	Best Lap by
24.804	77.648	1:06.587	78.718	61 - Adam Shelton

Chief of Timing and Scoring

Race Director

Weather / Track : (Rain / Wet)

Reults @ www.sportstiming.com





Thundersport GB Rounds 13 and 14

Lapchart

Bridgestone Thundersport 500

Pembrey 1.456 Miles

Race 4

27/08/2011 12:52

Race started at 12:52:29

Competitors

	Laps													
	0	1	2	3	4	5	6	7	8	9	10	11	12	
Adam Shelton (61)	1	61	61	12	61	12	61	61	61	61	61	61	61	61
Andy Lawson (12)	2	12	12	61	12	61	12	12	12	12	12	72	64	72
Darryl Harrison (5)	3	5	5	72	72	72	72	72	72	72	64	64	72	64
Adam Palfreman (64)	4	64	64	64	64	64	64	64	64	64	72	42	42	42
Christopher Spink (42)	5	42	72	33	33	33	32	32	32	42	42	32	32	32
Mike Bailey (72)	6	72	33	32	47	47	33	47	42	32	32	47	47	47
Richard Blunt (33)	7	33	32	47	32	32	47	33	47	47	47	33	33	33
Nick Clift (32)	8	32	47	42	42	42	42	42	33	33	33	194	194	
Steve Kain (47)	9	47	42	194	194	194	194	194	194	194	194	40	40	
Neil Schofield (194)	10	194	194	4	40	40	4	4	4	40	40	4	4	
Andrew Burscough (4)	11	4	4	40	4	4	40	40	4	4				
Steve Dufton (40)	12	40	40											

Chief of Timing and Scoring

Race Director

Weather / Track : (Cloudy / Dry)

Reults @ www.sportstimingservices.com

Printed: 27/08/2011 14:50:11





Thundersport GB Rounds 13 and 14

Bridgestone Thundersport 500

Pembrey 1.456 Miles

Race 4

27/08/2011 12:52

Race started at 12:52:29

Lap	Lap Tm	Diff	Time of Day
(61) Adam Shelton			
1	1:11.169	+4.582	12:53:40.333
2	1:07.110	+0.523	12:54:47.443
3	1:06.772	+0.185	12:55:54.215
4	1:07.677	+1.090	12:57:01.892
5	1:06.957	+0.370	12:58:08.849
6	1:08.205	+1.618	12:59:17.054
7	1:07.157	+0.570	13:00:24.211
8	1:06.824	+0.237	13:01:31.035
9	1:06.587		13:02:37.622
10	1:06.591	+0.004	13:03:44.213
11	1:07.426	+0.839	13:04:51.639
12	1:07.577	+0.990	13:05:59.216

(72) Mike Bailey			
1	1:13.318	+4.738	12:53:43.976
2	1:08.795	+0.215	12:54:52.771
3	1:09.086	+0.506	12:56:01.857
4	1:08.580		12:57:10.437
5	1:09.812	+1.232	12:58:20.249
6	1:08.738	+0.158	12:59:28.987
7	1:08.877	+0.297	13:00:37.864
8	1:09.058	+0.478	13:01:46.922
9	1:09.027	+0.447	13:02:55.949
10	1:09.106	+0.526	13:04:05.055
11	1:09.267	+0.687	13:05:14.322
12	1:09.698	+1.118	13:06:24.020

(64) Adam Palfreman			
1	1:13.321	+4.810	12:53:43.878
2	1:09.141	+0.630	12:54:53.019
3	1:09.150	+0.639	12:56:02.169
4	1:08.511		12:57:10.680
5	1:09.616	+1.105	12:58:20.296
6	1:09.045	+0.534	12:59:29.341
7	1:08.791	+0.280	13:00:38.132
8	1:08.936	+0.425	13:01:47.068
9	1:08.576	+0.065	13:02:55.644
10	1:09.593	+1.082	13:04:05.237
11	1:09.036	+0.525	13:05:14.273
12	1:09.858	+1.347	13:06:24.131

(42) Christopher Spink			
1	1:15.426	+6.313	12:53:46.027
2	1:09.708	+0.595	12:54:55.735
3	1:12.247	+3.134	12:56:07.982
4	1:09.176	+0.063	12:57:17.158
5	1:09.761	+0.648	12:58:26.919
6	1:11.513	+2.400	12:59:38.432
7	1:10.211	+1.098	13:00:48.643
8	1:09.473	+0.360	13:01:58.116
9	1:09.435	+0.322	13:03:07.551
10	1:09.113		13:04:16.664
11	1:09.601	+0.488	13:05:26.265
12	1:09.886	+0.773	13:06:36.151

(32) Nick Clift			
1	1:13.495	+4.225	12:53:44.367
2	1:10.817	+1.547	12:54:55.184
3	1:10.767	+1.497	12:56:05.951

(47) Steve Kain			
4	1:10.021	+0.751	12:57:15.972
5	1:10.346	+1.076	12:58:26.318
6	1:11.240	+1.970	12:59:37.558
7	1:10.954	+1.684	13:00:48.512
8	1:09.879	+0.609	13:01:58.391
9	1:09.534	+0.264	13:03:07.925
10	1:09.280	+0.010	13:04:17.205
11	1:09.270		13:05:26.475
12	1:09.740	+0.470	13:06:36.215

(33) Richard Blunt			
1	1:14.545	+4.874	12:53:45.774
2	1:09.744	+0.073	12:54:55.518
3	1:10.114	+0.443	12:56:05.632
4	1:10.315	+0.644	12:57:15.947
5	1:10.755	+1.084	12:58:26.702
6	1:11.194	+1.523	12:59:37.896
7	1:11.247	+1.576	13:00:49.143
8	1:09.671		13:01:58.814
9	1:10.357	+0.686	13:03:09.171
10	1:09.881	+0.210	13:04:19.052
11	1:10.457	+0.786	13:05:29.509
12	1:09.818	+0.147	13:06:39.327

(194) Neil Schofield			
1	1:13.346	+3.549	12:53:44.123
2	1:10.098	+0.301	12:54:54.221
3	1:10.946	+1.149	12:56:05.167
4	1:10.331	+0.534	12:57:15.498
5	1:11.039	+1.242	12:58:26.537
6	1:11.524	+1.727	12:59:38.061
7	1:11.250	+1.453	13:00:49.311
8	1:09.813	+0.016	13:01:59.124
9	1:10.197	+0.400	13:03:09.321
10	1:09.797		13:04:19.118
11	1:10.520	+0.723	13:05:29.638
12	1:10.110	+0.313	13:06:39.748

(40) Steve Dufton			
1	1:18.185	+6.092	12:53:50.043
2	1:14.487	+2.394	12:55:04.530
3	1:13.810	+1.717	12:56:18.340
4	1:13.890	+1.797	12:57:32.230
5	1:14.497	+2.404	12:58:46.727
6	1:14.579	+2.486	13:00:01.306
7	1:14.841	+2.748	13:01:16.147
8	1:12.626	+0.533	13:02:28.773
9	1:12.805	+0.712	13:03:41.578

(4) Andrew Burscough			
10	1:12.093		13:04:53.671
11	1:12.231	+0.138	13:06:05.902
1	1:17.752	+5.379	12:53:49.358
2	1:14.706	+2.333	12:55:04.064
3	1:14.896	+2.523	12:56:18.960
4	1:13.702	+1.329	12:57:32.662
5	1:13.893	+1.520	12:58:46.555
6	1:14.582	+2.209	13:00:01.137
7	1:14.259	+1.886	13:01:15.396
8	1:13.828	+1.455	13:02:29.224
9	1:12.738	+0.365	13:03:41.962
10	1:12.373		13:04:54.335
11	1:12.447	+0.074	13:06:06.782

(12) Andy Lawson			
1	1:10.616	+3.740	12:53:40.384
2	1:06.967	+0.091	12:54:47.351
3	1:06.940	+0.064	12:55:54.291
4	1:07.341	+0.465	12:57:01.632
5	1:07.392	+0.516	12:58:09.024
6	1:08.091	+1.215	12:59:17.115
7	1:07.700	+0.824	13:00:24.815
8	1:06.989	+0.113	13:01:31.804
9	1:06.876		13:02:38.680

(5) Darryl Harrison			
1	1:11.345		12:53:41.412

Chief of Timing and Scoring

Race Director

Weather / Track : (Cloudy / Dry)

Results @ www.sportstimingservices.com

Printed: 27/08/2011 14:49:35





Thundersport GB Rounds 13 and 14

Sorted on Laps

Bridgestone Thundersport 500

Pembrey 1.456 Miles

Race 12

27/08/2011 16:24

Race started at 16:24:12

Pos	No.	Name	Bike	CC	Laps	Total Tm	Diff	Gap	Best Tm	Best Spd	Avg. Spd	Start Pos
1	61	Adam Shelton	Honda	500	12	13:33.750			1:07.121	78.092	77.295	1
2	12	Andy Lawson	Honda	500	12	13:49.595	15.845	15.845	1:08.288	76.757	75.819	2
3	42	Christopher Spink	Honda	500	12	13:57.958	24.208	8.363	1:08.793	76.194	75.062	5
4	64	Adam Palfreman	Honda	500	12	13:58.069	24.319	0.111	1:08.843	76.138	75.053	4
5	5	Darryl Harrison	Honda	500	12	14:05.780	32.030	7.711	1:09.337	75.596	74.368	3
6	33	Richard Blunt	Honda	500	12	14:07.937	34.187	2.157	1:09.849	75.042	74.179	8
7	32	Nick Clift	Honda	500	12	14:11.614	37.864	3.677	1:09.583	75.329	73.859	7
8	47	Steve Kain	Honda	500	12	14:23.777	50.027	12.163	1:09.666	75.239	72.819	10
9	194	Neil Schofield	Honda	500	12	14:43.548	1:09.798	19.771	1:11.662	73.143	71.189	11
10	4	Andrew Burscough	Honda	500	11	13:48.232	1 Lap	1 Lap	1:13.149	71.656	69.615	13
11	40	Steve Dufton	Honda	500	11	13:48.308	1 Lap	0.076	1:12.880	71.921	69.609	12

Not classified

DNF	71	Dave Palfreman	Honda	500	6	7:08.080	DNF		1:09.827	75.066	73.467	9
DNF	72	Mike Bailey	Honda	500		1.478	DNF			-	-	6

Margin of Victory	Avg. Speed	Best Lap Tm	Best Spd	Best Lap by
15.845	77.295	1:07.121	78.092	61 - Adam Shelton

Chief of Timing and Scoring

Race Director

Weather / Track : (Bright / Dry)

Reults @ www.sportstimeservices.com





Thundersport GB Rounds 13 and 14

Lapchart

Bridgestone Thundersport 500

Pembrey 1.456 Miles

Race 12

27/08/2011 16:24

Race started at 16:24:12

Competitors

	Laps													
	0	1	2	3	4	5	6	7	8	9	10	11	12	
Adam Shelton (61)	1	61	61	61	61	61	61	61	61	61	61	61	61	61
Andy Lawson (12)	2	12	12	12	12	12	12	12	12	12	12	12	12	12
Darryl Harrison (5)	3	5	5	42	42	5	42	42	42	42	42	64	64	42
Adam Palfreman (64)	4	64	42	5	5	42	5	64	64	64	64	42	42	64
Christopher Spink (42)	5	42	64	64	64	64	64	5	5	5	5	5	5	5
Mike Bailey (72)	6	72	33	33	33	33	33	33	33	33	33	33	33	33
Nick Clift (32)	7	32	71	71	71	71	71	71	47	47	32	32	32	32
Richard Blunt (33)	8	33	47	47	47	47	47	47	32	32	47	47	47	47
Dave Palfreman (71)	9	71	32	32	32	32	32	32	194	194	194	194	194	194
Steve Kain (47)	10	47	4	194	194	194	194	194	40	40	40	40	40	4
Neil Schofield (194)	11	194	194	4	4	4	40	40	4	4	4	4	4	40
Andrew Burscough (4)	12	4	40	40	40	40	4	4						
Steve Dufton (40)	13	40												

Chief of Timing and Scoring

Race Director

Weather / Track : (Bright / Dry)

Reults @ www.sportstimingservices.com

Printed: 27/08/2011 16:44:50





Thundersport GB Rounds 13 and 14

Bridgestone Thundersport 500

Pembrey 1.456 Miles

Race 12

27/08/2011 16:24

Race started at 16:24:12

Lap	Lap Tm	Diff	Time of Day
(61) Adam Shelton			
1	1:12.917	+5.796	16:25:25.691
2	1:08.095	+0.974	16:26:33.786
3	1:07.466	+0.345	16:27:41.252
4	1:07.151	+0.030	16:28:48.403
5	1:07.162	+0.041	16:29:55.565
6	1:07.312	+0.191	16:31:02.877
7	1:07.229	+0.108	16:32:10.106
8	1:07.356	+0.235	16:33:17.462
9	1:07.288	+0.167	16:34:24.750
10	1:07.296	+0.175	16:35:32.046
11	1:07.121		16:36:39.167
12	1:07.357	+0.236	16:37:46.524

Lap	Lap Tm	Diff	Time of Day
(12) Andy Lawson			
1	1:12.530	+4.242	16:25:25.842
2	1:08.698	+0.410	16:26:34.540
3	1:08.386	+0.098	16:27:42.926
4	1:08.707	+0.419	16:28:51.633
5	1:08.911	+0.623	16:30:00.544
6	1:08.288		16:31:08.832
7	1:08.626	+0.338	16:32:17.458
8	1:08.929	+0.641	16:33:26.387
9	1:08.646	+0.358	16:34:35.033
10	1:08.906	+0.618	16:35:43.939
11	1:09.194	+0.906	16:36:53.133
12	1:09.236	+0.948	16:38:02.369

Lap	Lap Tm	Diff	Time of Day
(42) Christopher Spink			
1	1:12.574	+3.781	16:25:26.686
2	1:09.124	+0.331	16:26:35.810
3	1:09.637	+0.844	16:27:45.447
4	1:09.839	+1.046	16:28:55.286
5	1:09.214	+0.421	16:30:04.500
6	1:09.032	+0.239	16:31:13.532
7	1:09.354	+0.561	16:32:22.886
8	1:10.207	+1.414	16:33:33.093
9	1:09.640	+0.847	16:34:42.733
10	1:10.047	+1.254	16:35:52.780
11	1:09.159	+0.366	16:37:01.939
12	1:08.793		16:38:10.732

Lap	Lap Tm	Diff	Time of Day
(64) Adam Palfreman			
1	1:13.432	+4.589	16:25:27.465
2	1:09.127	+0.284	16:26:36.592
3	1:09.460	+0.617	16:27:46.052
4	1:09.437	+0.594	16:28:55.489
5	1:09.635	+0.792	16:30:05.124
6	1:09.019	+0.176	16:31:14.143
7	1:08.843		16:32:22.986
8	1:10.352	+1.509	16:33:33.338
9	1:09.545	+0.702	16:34:42.883
10	1:09.681	+0.838	16:35:52.564
11	1:09.192	+0.349	16:37:01.756
12	1:09.087	+0.244	16:38:10.843

Lap	Lap Tm	Diff	Time of Day
(5) Darryl Harrison			
1	1:12.774	+3.437	16:25:26.592
2	1:09.429	+0.092	16:26:36.021
3	1:09.828	+0.491	16:27:45.849

Lap	Lap Tm	Diff	Time of Day
4	1:09.337		16:28:55.186
5	1:09.848	+0.511	16:30:05.034
6	1:10.383	+1.046	16:31:15.417
7	1:10.158	+0.821	16:32:25.575
8	1:10.254	+0.917	16:33:35.829
9	1:09.498	+0.161	16:34:45.327
10	1:10.622	+1.285	16:35:55.949
11	1:10.206	+0.869	16:37:06.155
12	1:12.399	+3.062	16:38:18.554

Lap	Lap Tm	Diff	Time of Day
(33) Richard Blunt			
1	1:13.933	+4.084	16:25:28.492
2	1:10.726	+0.877	16:26:39.218
3	1:10.225	+0.376	16:27:49.443
4	1:10.302	+0.453	16:28:59.745
5	1:10.249	+0.400	16:30:09.994
6	1:09.849		16:31:19.843
7	1:09.991	+0.142	16:32:29.834
8	1:09.982	+0.133	16:33:39.816
9	1:10.457	+0.608	16:34:50.273
10	1:10.163	+0.314	16:36:00.436
11	1:10.161	+0.312	16:37:10.597
12	1:10.114	+0.265	16:38:20.711

Lap	Lap Tm	Diff	Time of Day
(32) Nick Cliff			
1	1:19.317	+9.734	16:25:33.797
2	1:10.589	+1.006	16:26:44.386
3	1:10.452	+0.869	16:27:54.838
4	1:10.133	+0.550	16:29:04.971
5	1:09.917	+0.334	16:30:14.888
6	1:09.919	+0.336	16:31:24.807
7	1:10.124	+0.541	16:32:34.931
8	1:10.041	+0.458	16:33:44.972
9	1:09.583		16:34:54.555
10	1:09.718	+0.135	16:36:04.273
11	1:09.960	+0.377	16:37:14.233
12	1:10.155	+0.572	16:38:24.388

Lap	Lap Tm	Diff	Time of Day
(47) Steve Kain			
1	1:15.358	+5.692	16:25:30.281
2	1:11.242	+1.576	16:26:41.523
3	1:10.296	+0.630	16:27:51.819
4	1:09.949	+0.283	16:29:01.768
5	1:09.666		16:30:11.434
6	1:09.676	+0.010	16:31:21.110
7	1:11.596	+1.930	16:32:32.706
8	1:11.045	+1.379	16:33:43.751
9	1:11.137	+1.471	16:34:54.888
10	1:11.333	+1.667	16:36:06.221
11	1:13.168	+3.502	16:37:19.389
12	1:17.162	+7.496	16:38:36.551

Lap	Lap Tm	Diff	Time of Day
(194) Neil Schofield			
1	1:19.598	+7.936	16:25:34.606
2	1:11.793	+0.131	16:26:46.399
3	1:12.258	+0.596	16:27:58.657
4	1:11.662		16:29:10.319
5	1:12.287	+0.625	16:30:22.606
6	1:12.351	+0.689	16:31:34.957
7	1:14.015	+2.353	16:32:48.972
8	1:13.795	+2.133	16:34:02.767

Lap	Lap Tm	Diff	Time of Day
9	1:13.053	+1.391	16:35:15.820
10	1:12.506	+0.844	16:36:28.326
11	1:13.582	+1.920	16:37:41.908
12	1:14.414	+2.752	16:38:56.322

Lap	Lap Tm	Diff	Time of Day
(4) Andrew Burscough			
1	1:19.320	+6.171	16:25:34.426
2	1:16.109	+2.960	16:26:50.535
3	1:15.538	+2.389	16:28:06.073
4	1:15.489	+2.340	16:29:21.562
5	1:15.006	+1.857	16:30:36.568
6	1:14.474	+1.325	16:31:51.042
7	1:14.248	+1.099	16:33:05.290
8	1:14.776	+1.627	16:34:20.066
9	1:13.149		16:35:33.215
10	1:13.615	+0.466	16:36:46.830
11	1:14.176	+1.027	16:38:01.006

Lap	Lap Tm	Diff	Time of Day
(40) Steve Dufton			
1	1:22.445	+9.565	16:25:37.827
2	1:14.250	+1.370	16:26:52.077
3	1:14.700	+1.820	16:28:06.777
4	1:14.977	+2.097	16:29:21.754
5	1:14.229	+1.349	16:30:35.983
6	1:14.348	+1.468	16:31:50.331
7	1:14.884	+2.004	16:33:05.215
8	1:14.347	+1.467	16:34:19.562
9	1:12.880		16:35:32.442
10	1:13.350	+0.470	16:36:45.792
11	1:15.290	+2.410	16:38:01.082

Lap	Lap Tm	Diff	Time of Day
(71) Dave Palfreman			
1	1:15.020	+5.193	16:25:29.856
2	1:09.827		16:26:39.683
3	1:10.136	+0.309	16:27:49.819
4	1:10.266	+0.439	16:29:00.085
5	1:10.448	+0.621	16:30:10.533
6	1:10.321	+0.494	16:31:20.854

Chief of Timing and Scoring

Race Director

Weather / Track : (Bright / Dry)

Results @ www.sportstimingservices.com

Printed: 27/08/2011 16:43:55





Thundersport GB Rounds 13 and 14

Sorted on Best Lap time

LMB Streetfighters & Thundersport 500

Pembrey 1.456 Miles

Warm Up

28/08/2011 09:37

Practice started at 9:37:09

Pos	No.	Name	Bike	CC	Best Tm	Best Spd	Gap	Diff - Ldr.	In Lap	2nd Best
1	33	Andy Denyer	Triumph	675 A	1:03.634	82.371			4	1:04.176
2	30	Barry Utting	Honda	600 B	1:04.717	80.993	1.083	1.083	7	1:04.749
3	40	Keith Smith	Aprilia	1000 A	1:04.751	80.950	0.034	1.117	9	1:04.829
4	61	Adam Shelton	Honda	500	1:06.507	78.813	1.756	2.873	9	1:06.746
5	14	Brad Davey	Aprilia	550 C	1:07.173	78.031	0.666	3.539	7	1:07.575
6	35	Tony Hughes	KTM	660 C	1:07.197	78.003	0.024	3.563	5	1:07.546
7	115	Keith Warren	KTM	690 C	1:08.404	76.627	1.207	4.770	3	1:08.688
8	32	Nick Clift	Honda	500	1:09.116	75.838	0.712	5.482	5	1:09.422
9	5	Darryl Harrison	Honda	500	1:09.366	75.564	0.250	5.732	6	1:09.438
10	56	Steve Bradbury	Aprilia	1000 A	1:09.473	75.448	0.107	5.839	7	1:09.600
11	133	Richard Blunt	Honda	500	1:09.687	75.216	0.214	6.053	3	1:10.123
12	72	Mike Bailey	Honda	500	1:09.878	75.011	0.191	6.244	4	1:09.888
13	98	Robert Pragnell	Suzuki	600 B	1:10.464	74.387	0.586	6.830	5	1:10.467
14	177	Gary Paul	KTM	660 C	1:10.842	73.990	0.378	7.208	5	1:11.690
15	63	Bob Docker	Suzuki	600 B	1:11.418	73.393	0.576	7.784	3	1:13.049
16	54	Brent Millage	Yamaha	600 A	1:11.420	73.391	0.002	7.786	6	1:11.481
17	42	Christopher Spink	Honda	500	1:12.265	72.533	0.845	8.631	4	1:12.333
18	47	Steve Kain	Honda	500	1:13.577	71.240	1.312	9.943	6	1:15.076
19	40	Steve Dufton	Honda	500	1:14.407	70.445	0.830	10.773	7	1:15.373
20	4	Andrew Burscough	Honda	500	1:15.317	69.594	0.910	11.683	4	1:16.272
21	8	Mark Lumb	Ducati	748 B	1:15.814	69.138	0.497	12.180	7	1:16.477
22	45	Andrew Castle	Honda	600 B	1:18.206	67.023	2.392	14.572	4	1:19.139
23	66	Jason Markham	Yamaha	350 C	1:36.519	54.306	18.313	32.885	1	

Announcements

No 71 - No Transponder

Chief of Timing and Scoring

Race Director

Weather / Track : (Cloudy / Dry)

Reults @ www.sportstimingservices.com

Printed: 28/08/2011 09:50:16





Thundersport GB Rounds 13 and 14

Sorted on Laps

Bridgestone Thundersport 500

Pembrey 1.456 Miles

Race 6

28/08/2011 11:42

Race started at 11:42:24

Pos	No.	Name	Bike	CC	Laps	Total Tm	Diff	Gap	Best Tm	Best Spd	Avg. Spd	Start Pos
1	61	Adam Shelton	Honda	500	12	13:25.784			1:06.306	79.052	78.060	1
2	12	Andy Lawson	Honda	500	12	13:45.010	19.226	19.226	1:07.783	77.329	76.241	2
3	33	Richard Blunt	Honda	500	12	13:50.904	25.120	5.894	1:08.256	76.793	75.700	8
4	72	Mike Bailey	Honda	500	12	13:55.271	29.487	4.367	1:08.389	76.644	75.304	6
5	64	Adam Palfreman	Honda	500	12	13:55.454	29.670	0.183	1:08.439	76.588	75.287	4
6	42	Christopher Spink	Honda	500	12	13:56.272	30.488	0.818	1:08.327	76.713	75.214	5
7	5	Darryl Harrison	Honda	500	12	13:56.613	30.829	0.341	1:08.636	76.368	75.183	3
8	47	Steve Kain	Honda	500	12	14:18.234	52.450	21.621	1:09.803	75.091	73.289	10
9	194	Neil Schofield	Honda	500	12	14:23.408	57.624	5.174	1:10.194	74.673	72.850	11
10	71	Dave Palfreman	Honda	500	12	14:26.584	1:00.800	3.176	1:10.795	74.039	72.583	9

Not classified

DNF	4	Andrew Burscough	Honda	500	1	1:19.938	DNF		1:17.331	67.781	65.571	13
DNF	40	Steve Dufton	Honda	500	1	1:19.975	DNF		1:17.465	67.664	65.540	12
DNF	32	Nick Clift	Honda	500		1.623	DNF		-	-	-	7

Margin of Victory	Avg. Speed	Best Lap Tm	Best Spd	Best Lap by
19.226	78.060	1:06.306	79.052	61 - Adam Shelton

Chief of Timing and Scoring

Race Director

Weather / Track : (Bright / Dry)

Reults @ www.sportstimeservices.com





Thundersport GB Rounds 13 and 14

Lapchart

Bridgestone Thundersport 500

Pembrey 1.456 Miles

Race 6

28/08/2011 11:42

Race started at 11:42:24

Competitors

	Laps												
	0	1	2	3	4	5	6	7	8	9	10	11	12
Adam Shelton (61)	1	61	61	61	61	61	61	61	61	61	61	61	61
Andy Lawson (12)	2	12	12	12	12	12	12	12	12	12	12	12	12
Darryl Harrison (5)	3	5	5	72	72	64	72	72	33	33	33	33	33
Adam Palfreman (64)	4	64	72	5	64	72	33	33	72	72	72	72	72
Christopher Spink (42)	5	42	64	64	5	42	64	64	42	42	42	64	64
Mike Bailey (72)	6	72	33	33	42	33	42	42	64	64	64	42	42
Nick Clift (32)	7	32	42	42	33	5	5	5	5	5	5	5	5
Richard Blunt (33)	8	33	47	71	71	47	47	47	47	47	47	47	47
Steve Kain (47)	9	47	71	47	47	71	71	194	194	194	194	194	194
Neil Schofield (194)	10	194	194	194	194	194	194	71	71	71	71	71	71
Dave Palfreman (71)	11	71	4										
Steve Dufton (40)	12	40	40										
Andrew Burscough (4)	13	4											

Chief of Timing and Scoring

Race Director

Weather / Track : (Bright / Dry)

Reults @ www.sportstimingservices.com

Printed: 28/08/2011 12:04:50





Thundersport GB Rounds 13 and 14

Bridgestone Thundersport 500

Pembrey 1.456 Miles

Race 6

28/08/2011 11:42

Race started at 11:42:24

Lap	Lap Tm	Diff	Time of Day
(61) Adam Shelton			
1	1:10.867	+4.561	11:43:35.065
2	1:06.460	+0.154	11:44:41.525
3	1:06.750	+0.444	11:45:48.275
4	1:06.496	+0.190	11:46:54.771
5	1:07.214	+0.908	11:48:01.985
6	1:06.306		11:49:08.291
7	1:06.690	+0.384	11:50:14.981
8	1:07.015	+0.709	11:51:21.996
9	1:07.026	+0.720	11:52:29.022
10	1:07.070	+0.764	11:53:36.092
11	1:07.011	+0.705	11:54:43.103
12	1:06.879	+0.573	11:55:49.982

(12) Andy Lawson			
1	1:11.638	+3.855	11:43:36.405
2	1:07.865	+0.082	11:44:44.270
3	1:08.000	+0.217	11:45:52.270
4	1:07.783		11:47:00.053
5	1:08.327	+0.544	11:48:08.380
6	1:08.471	+0.688	11:49:16.851
7	1:08.422	+0.639	11:50:25.273
8	1:08.374	+0.591	11:51:33.647
9	1:08.401	+0.618	11:52:42.048
10	1:08.963	+1.180	11:53:51.011
11	1:08.638	+0.855	11:54:59.649
12	1:09.559	+1.776	11:56:09.208

(33) Richard Blunt			
1	1:12.348	+4.092	11:43:38.215
2	1:08.256		11:44:46.471
3	1:09.017	+0.761	11:45:55.488
4	1:08.918	+0.662	11:47:04.406
5	1:09.128	+0.872	11:48:13.534
6	1:09.269	+1.013	11:49:22.803
7	1:08.404	+0.148	11:50:31.207
8	1:08.547	+0.291	11:51:39.754
9	1:09.090	+0.834	11:52:48.844
10	1:08.770	+0.514	11:53:57.614
11	1:08.877	+0.621	11:55:06.491
12	1:08.611	+0.355	11:56:15.102

(72) Mike Bailey			
1	1:11.500	+3.111	11:43:37.185
2	1:08.389		11:44:45.574
3	1:08.776	+0.387	11:45:54.350
4	1:09.887	+1.498	11:47:04.237
5	1:09.258	+0.869	11:48:13.495
6	1:09.308	+0.919	11:49:22.803
7	1:09.746	+1.357	11:50:32.549
8	1:09.173	+0.784	11:51:41.722
9	1:09.377	+0.988	11:52:51.099
10	1:09.492	+1.103	11:54:00.591
11	1:09.125	+0.736	11:55:09.716
12	1:09.753	+1.364	11:56:19.469

(64) Adam Palfreman			
1	1:12.087	+3.648	11:43:37.473
2	1:08.439		11:44:45.912
3	1:08.827	+0.388	11:45:54.739

4	1:09.330	+0.891	11:47:04.069
5	1:10.043	+1.604	11:48:14.112
6	1:08.921	+0.482	11:49:23.033
7	1:10.055	+1.616	11:50:33.088
8	1:08.758	+0.319	11:51:41.846
9	1:09.408	+0.969	11:52:51.254
10	1:09.543	+1.104	11:54:00.797
11	1:08.973	+0.534	11:55:09.770
12	1:09.882	+1.443	11:56:19.652

(42) Christopher Spink			
1	1:12.781	+4.454	11:43:38.357
2	1:08.327		11:44:46.684
3	1:08.458	+0.131	11:45:55.142
4	1:09.096	+0.769	11:47:04.238
5	1:10.104	+1.777	11:48:14.342
6	1:08.925	+0.598	11:49:23.267
7	1:09.343	+1.016	11:50:32.610
8	1:09.122	+0.795	11:51:41.732
9	1:09.464	+1.137	11:52:51.196
10	1:10.293	+1.966	11:54:01.489
11	1:08.551	+0.224	11:55:10.040
12	1:10.430	+2.103	11:56:20.470

(5) Darryl Harrison			
1	1:12.026	+3.390	11:43:37.127
2	1:08.636		11:44:45.763
3	1:09.235	+0.599	11:45:54.998
4	1:09.739	+1.103	11:47:04.737
5	1:09.903	+1.267	11:48:14.640
6	1:09.220	+0.584	11:49:23.860
7	1:09.387	+0.751	11:50:33.247
8	1:09.581	+0.945	11:51:42.828
9	1:08.856	+0.220	11:52:51.684
10	1:10.180	+1.544	11:54:01.864
11	1:09.016	+0.380	11:55:10.880
12	1:09.931	+1.295	11:56:20.811

(47) Steve Kain			
1	1:14.596	+4.793	11:43:40.756
2	1:11.198	+1.395	11:44:51.954
3	1:11.809	+2.006	11:46:03.763
4	1:12.005	+2.202	11:47:15.768
5	1:10.015	+0.212	11:48:25.783
6	1:09.950	+0.147	11:49:35.733
7	1:09.972	+0.169	11:50:45.705
8	1:10.127	+0.324	11:51:55.832
9	1:09.803		11:53:05.635
10	1:11.130	+1.327	11:54:16.765
11	1:11.742	+1.939	11:55:28.507
12	1:13.925	+4.122	11:56:42.432

(194) Neil Schofield			
1	1:14.638	+4.444	11:43:41.140
2	1:11.077	+0.883	11:44:52.217
3	1:11.686	+1.492	11:46:03.903
4	1:12.448	+2.254	11:47:16.351
5	1:10.997	+0.803	11:48:27.348
6	1:10.194		11:49:37.542
7	1:10.779	+0.585	11:50:48.321
8	1:10.799	+0.605	11:51:59.120

9	1:11.471	+1.277	11:53:10.591
10	1:11.770	+1.576	11:54:22.361
11	1:12.477	+2.283	11:55:34.838
12	1:12.768	+2.574	11:56:47.606

(71) Dave Palfreman			
1	1:14.333	+3.538	11:43:40.946
2	1:10.795		11:44:51.741
3	1:11.866	+1.071	11:46:03.607
4	1:12.513	+1.718	11:47:16.120
5	1:11.142	+0.347	11:48:27.262
6	1:11.329	+0.534	11:49:38.591
7	1:11.689	+0.894	11:50:50.280
8	1:11.610	+0.815	11:52:01.890
9	1:12.043	+1.248	11:53:13.933
10	1:11.297	+0.502	11:54:25.230
11	1:13.001	+2.206	11:55:38.231
12	1:12.551	+1.756	11:56:50.782

(4) Andrew Burscough			
1	1:17.331		11:43:44.136

(40) Steve Dufton			
1	1:17.465		11:43:44.173

Chief of Timing and Scoring

Race Director

Weather / Track : (Bright / Dry)

Results @ www.sportstimingservices.com

Printed: 28/08/2011 12:03:45





Thundersport GB Rounds 13 and 14

Sorted on Laps

Bridgestone Thundersport 500

Pembrey 1.456 Miles

Race 14

28/08/2011 15:07

Race started at 15:07:42

Pos	No.	Name	Bike	CC	Laps	Total Tm	Diff	Gap	Best Tm	Best Spd	Avg. Spd	Start Pos
1	61	Adam Shelton	Honda	500	12	13:35.182			1:07.063	78.159	77.160	1
2	12	Andy Lawson	Honda	500	12	13:49.916	14.734	14.734	1:08.360	76.676	75.790	2
3	64	Adam Palfreman	Honda	500	12	13:49.952	14.770	0.036	1:07.957	77.131	75.787	4
4	32	Nick Clift	Honda	500	12	14:07.852	32.670	17.900	1:08.814	76.171	74.187	7
5	42	Christopher Spink	Honda	500	12	14:08.437	33.255	0.585	1:09.013	75.951	74.135	5
6	47	Steve Kain	Honda	500	12	14:16.085	40.903	7.648	1:09.580	75.332	73.473	10
7	194	Neil Schofield	Honda	500	12	14:30.621	55.439	14.536	1:10.589	74.255	72.246	11
8	33	Richard Blunt	Honda	500	11	13:40.548	1 Lap	1 Lap	1:09.725	75.175	70.267	8
9	4	Andrew Burscough	Honda	500	11	13:46.387	1 Lap	5.839	1:13.103	71.702	69.771	13
10	40	Steve Dufton	Honda	500	11	13:47.522	1 Lap	1.135	1:13.363	71.447	69.675	12

Not classified

DNF	5	Darryl Harrison	Honda	500		3.492	DNF		-	-		3
DNF	72	Mike Bailey	Honda	500		3.573	DNF		-	-		6

Margin of Victory	Avg. Speed	Best Lap Tm	Best Spd	Best Lap by
14.734	77.160	1:07.063	78.159	61 - Adam Shelton

Chief of Timing and Scoring

Race Director

Weather / Track : (Bright / Dry)

Reults @ www.sportstimingsservices.com





Thundersport GB Rounds 13 and 14

Lapchart

Bridgestone Thundersport 500

Pembrey 1.456 Miles

Race 14

28/08/2011 15:07

Race started at 15:07:42

Competitors

	Laps												
	0	1	2	3	4	5	6	7	8	9	10	11	12
Adam Shelton (61)	1	61	61	61	61	61	61	61	61	61	61	61	61
Andy Lawson (12)	2	12	12	12	12	12	12	12	12	12	12	64	12
Darryl Harrison (5)	3	5	64	64	64	64	64	64	64	64	64	12	64
Mike Bailey (72)	4	72	47	42	42	42	42	42	42	42	42	32	32
Adam Palfreman (64)	5	64	42	47	47	32	32	32	32	32	32	42	42
Christopher Spink (42)	6	42	194	32	32	32	47	47	47	47	47	47	47
Richard Blunt (33)	7	33	32	194	194	194	194	194	194	194	194	194	194
Nick Clift (32)	8	32	40	40	4	40	40	40	40	40	33	33	
Steve Kain (47)	9	47	4	4	40	4	4	4	4	4	40	4	
Neil Schofield (194)	10	194	33	33	33	33	33	33	33	33	4	40	
Andrew Burscough (4)	11	4											
Steve Dufton (40)	12	40											

Chief of Timing and Scoring

Race Director

Weather / Track : (Cloudy / Dry)

Reults @ www.sportstimingservices.com

Printed: 28/08/2011 15:28:32





Thundersport GB Rounds 13 and 14

Bridgestone Thundersport 500

Pembrey 1.456 Miles

Race 14

28/08/2011 15:07

Race started at 15:07:42

Lap	Lap Tm	Diff	Time of Day
(61) Adam Shelton			
1	1:13.614	+6.551	15:08:55.711
2	1:07.266	+0.203	15:10:02.977
3	1:07.112	+0.049	15:11:10.089
4	1:07.063		15:12:17.152
5	1:07.120	+0.057	15:13:24.272
6	1:07.342	+0.279	15:14:31.614
7	1:07.243	+0.180	15:15:38.857
8	1:07.495	+0.432	15:16:46.352
9	1:08.001	+0.938	15:17:54.353
10	1:07.136	+0.073	15:19:01.489
11	1:07.676	+0.613	15:20:09.165
12	1:08.114	+1.051	15:21:17.279

(12) Andy Lawson			
1	1:15.513	+7.153	15:08:57.790
2	1:08.544	+0.184	15:10:06.334
3	1:08.567	+0.207	15:11:14.901
4	1:08.403	+0.043	15:12:23.304
5	1:08.453	+0.093	15:13:31.757
6	1:08.486	+0.126	15:14:40.243
7	1:08.741	+0.381	15:15:48.984
8	1:08.904	+0.544	15:16:57.888
9	1:08.364	+0.004	15:18:06.252
10	1:08.360		15:19:14.612
11	1:08.453	+0.093	15:20:23.065
12	1:08.948	+0.588	15:21:32.013

(64) Adam Palfreman			
1	1:12.664	+4.707	15:08:58.551
2	1:08.855	+0.898	15:10:07.406
3	1:08.633	+0.676	15:11:16.039
4	1:08.229	+0.272	15:12:24.268
5	1:08.484	+0.527	15:13:32.752
6	1:08.577	+0.620	15:14:41.329
7	1:08.649	+0.692	15:15:49.978
8	1:08.409	+0.452	15:16:58.387
9	1:08.113	+0.156	15:18:06.500
10	1:08.494	+0.537	15:19:14.994
11	1:07.957		15:20:22.951
12	1:09.098	+1.141	15:21:32.049

(32) Nick Clift			
1	1:16.755	+7.941	15:09:03.284
2	1:10.376	+1.562	15:10:13.660
3	1:10.172	+1.358	15:11:23.832
4	1:10.009	+1.195	15:12:33.841
5	1:10.348	+1.534	15:13:44.189
6	1:09.780	+0.966	15:14:53.969
7	1:09.677	+0.863	15:16:03.646
8	1:09.500	+0.686	15:17:13.146
9	1:09.406	+0.592	15:18:22.552
10	1:08.814		15:19:31.366
11	1:09.240	+0.426	15:20:40.606
12	1:09.343	+0.529	15:21:49.949

(42) Christopher Spink			
1	1:15.725	+6.712	15:09:01.898
2	1:10.552	+1.539	15:10:12.450
3	1:10.389	+1.376	15:11:22.839

4	1:10.566	+1.553	15:12:33.405
5	1:09.789	+0.776	15:13:43.194
6	1:09.822	+0.809	15:14:53.016
7	1:09.764	+0.751	15:16:02.780
8	1:09.797	+0.784	15:17:12.577
9	1:09.567	+0.554	15:18:22.144
10	1:09.013		15:19:31.157
11	1:10.202	+1.189	15:20:41.359
12	1:09.175	+0.162	15:21:50.534

(47) Steve Kain			
1	1:14.825	+5.245	15:09:01.806
2	1:10.726	+1.146	15:10:12.532
3	1:10.436	+0.856	15:11:22.968
4	1:10.668	+1.088	15:12:33.636
5	1:10.836	+1.256	15:13:44.472
6	1:10.355	+0.775	15:14:54.827
7	1:09.907	+0.327	15:16:04.734
8	1:09.580		15:17:14.314
9	1:09.965	+0.385	15:18:24.279
10	1:10.191	+0.611	15:19:34.470
11	1:11.169	+1.589	15:20:45.639
12	1:12.543	+2.963	15:21:58.182

(194) Neil Schofield			
1	1:15.520	+4.931	15:09:02.804
2	1:11.280	+0.691	15:10:14.084
3	1:11.056	+0.467	15:11:25.140
4	1:11.374	+0.785	15:12:36.514
5	1:10.980	+0.391	15:13:47.494
6	1:10.589		15:14:58.083
7	1:10.705	+0.116	15:16:08.788
8	1:11.703	+1.114	15:17:20.491
9	1:11.327	+0.738	15:18:31.818
10	1:12.680	+2.091	15:19:44.498
11	1:13.424	+2.835	15:20:57.922
12	1:14.796	+4.207	15:22:12.718

(33) Richard Blunt			
1	1:54.012	+44.287	15:09:40.382
2	1:10.086	+0.361	15:10:50.468
3	1:09.957	+0.232	15:12:00.425
4	1:10.632	+0.907	15:13:11.057
5	1:11.041	+1.316	15:14:22.098
6	1:09.917	+0.192	15:15:32.015
7	1:10.297	+0.572	15:16:42.312
8	1:09.725		15:17:52.037
9	1:10.139	+0.414	15:19:02.176
10	1:09.871	+0.146	15:20:12.047
11	1:10.598	+0.873	15:21:22.645

(4) Andrew Burscough			
1	1:19.302	+6.199	15:09:06.766
2	1:14.792	+1.689	15:10:21.558
3	1:15.641	+2.538	15:11:37.199
4	1:14.945	+1.842	15:12:52.144
5	1:14.081	+0.978	15:14:06.225
6	1:14.428	+1.325	15:15:20.653
7	1:14.012	+0.909	15:16:34.665
8	1:13.837	+0.734	15:17:48.502
9	1:13.571	+0.468	15:19:02.073

10	1:13.103		15:20:15.176
11	1:13.308	+0.205	15:21:28.484
(40) Steve Dufton			
1	1:19.098	+5.735	15:09:06.715
2	1:14.466	+1.103	15:10:21.181
3	1:16.114	+2.751	15:11:37.295
4	1:13.786	+0.423	15:12:51.081
5	1:14.649	+1.286	15:14:05.730
6	1:14.527	+1.164	15:15:20.257
7	1:14.059	+0.696	15:16:34.316
8	1:13.865	+0.502	15:17:48.181
9	1:13.363		15:19:01.544
10	1:13.440	+0.077	15:20:14.984
11	1:14.635	+1.272	15:21:29.619

Chief of Timing and Scoring

Race Director

Weather / Track : (Cloudy / Dry)

Results @ www.sportstimingservices.com





Thundersport GB Rounds 13 and 14

Sorted on Best Lap time

LMB Streetfighters

Pembrey 1.456 Miles

Qualifying

27/08/2011 10:21

Practice started at 10:21:51

Pos	No.	Name	Bike	CC	Best Tm	Best Spd	Gap	Diff - Ldr.	In Lap	2nd Best
1	40	Keith Smith	Aprilia	1000 A	1:03.239	82.886			4	1:03.410
2	33	Andy Denyer	Triumph	675 A	1:03.458	82.600	0.219	0.219	6	1:03.719
3	44	Mick Riddle	Kawasaki	600 B	1:04.171	81.682	0.713	0.932	13	1:04.236
4	30	Barry Utting	Honda	600 B	1:04.530	81.227	0.359	1.291	14	1:04.865
5	32	Adam Palfreman	Suzuki	650 B	1:05.472	80.059	0.942	2.233	9	1:05.519
6	77	Nigel Davis	Yamaha	600 B	1:05.980	79.442	0.508	2.741	8	1:06.331
7	14	Brad Davey	Aprilia	550 C	1:06.415	78.922	0.435	3.176	7	1:06.548
8	35	Tony Hughes	KTM	660 C	1:06.468	78.859	0.053	3.229	5	1:06.562
9	115	Keith Warren	KTM	690 C	1:08.167	76.894	1.699	4.928	12	1:08.867
10	63	Bob Docker	Suzuki	600 B	1:08.710	76.286	0.543	5.471	8	1:09.194
11	56	Steve Bradbury	Aprilia	1000 A	1:08.927	76.046	0.217	5.688	17	1:08.997
12	54	Brent Millage	Yamaha	600 A	1:09.699	75.203	0.772	6.460	14	1:09.771
13	98	Robert Pragnell	Suzuki	600 B	1:10.097	74.776	0.398	6.858	16	1:10.438
14	177	Gary Paul	KTM	660 C	1:10.709	74.129	0.612	7.470	8	1:10.830
15	66	Jason Markham	Yamaha	350 C	1:10.923	73.906	0.214	7.684	4	1:12.338
16	45	Andrew Castle	Honda	600 B	1:14.555	70.305	3.632	11.316	12	1:14.902
17	8	Mark Lumb	Ducati	748 B	1:15.790	69.160	1.235	12.551	11	1:15.919

Chief of Timing and Scoring

Race Director

Weather / Track : Cloudy / Dry

Reults @ www.sportstimingservices.com

Printed: 27/08/2011 10:43:37





Thundersport GB Rounds 13 and 14

LMB Streetfighters

Pembrey 1.456 Miles

Race 3 & 11 + Sunday 4 & 12

27/08/2011

Race

POLE POSITION

	1	2	3	4
1	40	33	44	30
2	32	77	14	35
3	115	63	56	54
4	98	177	66	45
5	8			

Chief of Timing and Scoring

Race Director

Weather / Track :

Reults @ www.sportstimingservices.com

Printed: 27/08/2011 10:45:02





Thundersport GB Rounds 13 and 14

Sorted on Laps

LMB Streetfighters

Pembrey 1.456 Miles

Race 3

27/08/2011 12:34

Race started at 12:34:21

Pos	No.	Name	Bike	CC	Laps	Total Tm	Diff	Gap	Best Tm	Best Spd	Avg. Spd	Start Pos
1	33	Andy Denyer	Triumph	675 A	12	12:52.152			1:03.055	83.127	81.460	2
2	40	Keith Smith	Aprilia	1000 A	12	12:52.244	0.092	0.092	1:03.421	82.648	81.450	1
3	32	Adam Palfreman	Suzuki	650 B	12	13:04.602	12.450	12.358	1:04.101	81.771	80.167	5
4	44	Mick Riddle	Kawasaki	600 B	12	13:04.856	12.704	0.254	1:03.987	81.917	80.141	3
5	30	Barry Utting	Honda	600 B	12	13:07.867	15.715	3.011	1:04.826	80.856	79.835	4
6	35	Tony Hughes	KTM	660 C	12	13:43.174	51.022	35.307	1:06.705	78.579	76.411	8
7	14	Brad Davey	Aprilia	550 C	12	13:47.890	55.738	4.716	1:07.127	78.085	75.975	7
8	56	Steve Bradbury	Aprilia	1000 A	11	12:56.937	1 Lap	1 Lap	1:09.300	75.636	74.211	11
9	54	Brent Millage	Yamaha	600 A	11	12:58.428	1 Lap	1.491	1:08.140	76.924	74.069	12
10	63	Bob Docker	Suzuki	600 B	11	13:01.857	1 Lap	3.429	1:08.774	76.215	73.744	10
11	115	Keith Warren	KTM	690 C	11	13:08.679	1 Lap	6.822	1:10.349	74.509	73.107	9
12	98	Robert Pragnell	Suzuki	600 B	11	13:14.135	1 Lap	5.456	1:10.772	74.063	72.604	13
13	66	Jason Markham	Yamaha	350 C	11	13:14.294	1 Lap	0.159	1:10.531	74.316	72.590	15
14	177	Gary Paul	KTM	660 C	11	13:34.609	1 Lap	20.315	1:12.113	72.686	70.779	14
B 15	8	Mark Lumb	Ducati	748 B	10	12:52.568	2 Laps	1 Lap	1:15.947	69.017	67.846	17
16	45	Andrew Castle	Honda	600 B	10	12:56.928	2 Laps	4.360	1:15.159	69.740	67.466	16

Not classified

DNF	77	Nigel Davis	Yamaha	600 B	7	8:34.748	DNF		1:07.288	77.898	71.280	6
-----	----	-------------	--------	-------	---	----------	-----	--	----------	--------	--------	---

Margin of Victory	Avg. Speed	Best Lap Tm	Best Spd	Best Lap by
0.092	81.460	1:03.055	83.127	33 - Andy Denyer

Chief of Timing and Scoring

Race Director

Weather / Track : (Rain / Wet)

Reults @ www.sportstimeservices.com





Thundersport GB Rounds 13 and 14

Lapchart

LMB Streetfighters

Pembrey 1.456 Miles

Race 3

27/08/2011 12:34

Race started at 12:34:21

Competitors

	Laps													
	0	1	2	3	4	5	6	7	8	9	10	11	12	
Keith Smith (40)	1	40	33	33	33	33	40	40	40	40	40	40	40	33
Andy Denyer (33)	2	33	40	40	40	40	33	33	33	33	33	33	33	40
Mick Riddle (44)	3	44	30	30	30	30	30	30	30	44	44	44	44	32
Barry Utting (30)	4	30	32	32	44	44	44	44	44	44	32	32	32	44
Adam Palfreman (32)	5	32	44	44	32	32	32	32	32	32	30	30	30	30
Brad Davey (14)	6	14	14	14	35	14	35	35	35	35	35	35	35	35
Tony Hughes (35)	7	35	35	35	14	35	14	14	14	14	14	14	14	14
Keith Warren (115)	8	115	115	63	77	77	77	77	63	63	56	56	56	56
Bob Docker (63)	9	63	63	115	63	63	63	63	56	56	63	54	54	54
Nigel Davis (77)	10	77	56	77	56	56	56	56	54	54	54	63	63	63
Steve Bradbury (56)	11	56	98	98	115	115	54	54	98	115	115	115	115	115
Robert Pragnell (98)	12	98	77	56	98	98	98	98	115	98	98	66	98	98
Gary Paul (177)	13	177	66	66	66	66	115	115	66	66	66	98	66	66
Mark Lumb (8)	14	8	177	54	54	54	66	66	177	177	177	177	177	177
Brent Millage (54)	15	54	54	177	177	177	177	177	77	8	8	8	8	8
Jason Markham (66)	16	66	8	8	8	8	8	8	8	45	45	45	45	45
Andrew Castle (45)	17	45	45	45	45	45	45	45	45	45	45	45	45	45

Chief of Timing and Scoring

Race Director

Weather / Track : (Cloudy / Dry)

Reults @ www.sportstimingservices.com

Printed: 27/08/2011 14:52:12





Thundersport GB Rounds 13 and 14

LMB Streetfighters

Pembrey 1.456 Miles

Race 3

27/08/2011 12:34

Race started at 12:34:21

Lap	Lap Tm	Diff	Time of Day
(33) Andy Denyer			
1	1:08.435	+5.380	12:35:30.955
2	1:04.236	+1.181	12:36:35.191
3	1:03.846	+0.791	12:37:39.037
4	1:03.900	+0.845	12:38:42.937
5	1:04.301	+1.246	12:39:47.238
6	1:04.496	+1.441	12:40:51.734
7	1:03.670	+0.615	12:41:55.404
8	1:03.621	+0.566	12:42:59.025
9	1:03.055		12:44:02.080
10	1:04.238	+1.183	12:45:06.318
11	1:03.811	+0.756	12:46:10.129
12	1:03.872	+0.817	12:47:14.001

(40) Keith Smith			
1	1:09.663	+6.242	12:35:31.512
2	1:03.985	+0.564	12:36:35.497
3	1:03.809	+0.388	12:37:39.306
4	1:03.798	+0.377	12:38:43.104
5	1:03.548	+0.127	12:39:46.652
6	1:03.702	+0.281	12:40:50.354
7	1:03.421		12:41:53.775
8	1:03.490	+0.069	12:42:57.265
9	1:03.751	+0.330	12:44:01.016
10	1:04.701	+1.280	12:45:05.717
11	1:03.971	+0.550	12:46:09.688
12	1:04.405	+0.984	12:47:14.093

(32) Adam Palfreman			
1	1:09.973	+5.872	12:35:33.212
2	1:05.198	+1.097	12:36:38.410
3	1:05.687	+1.586	12:37:44.097
4	1:04.630	+0.529	12:38:48.727
5	1:05.439	+1.338	12:39:54.166
6	1:04.780	+0.679	12:40:58.946
7	1:05.237	+1.136	12:42:04.183
8	1:04.312	+0.211	12:43:08.495
9	1:04.624	+0.523	12:44:13.119
10	1:04.101		12:45:17.220
11	1:04.762	+0.661	12:46:21.982
12	1:04.469	+0.368	12:47:26.451

(44) Mick Riddle			
1	1:10.765	+6.778	12:35:33.476
2	1:05.209	+1.222	12:36:38.685
3	1:04.893	+0.906	12:37:43.578
4	1:04.901	+0.914	12:38:48.479
5	1:04.901	+0.914	12:39:53.380
6	1:05.230	+1.243	12:40:58.610
7	1:05.219	+1.232	12:42:03.829
8	1:04.377	+0.390	12:43:08.206
9	1:04.254	+0.267	12:44:12.460
10	1:03.987		12:45:16.447
11	1:05.159	+1.172	12:46:21.606
12	1:05.099	+1.112	12:47:26.705

(30) Barry Utting			
1	1:09.958	+5.132	12:35:32.843
2	1:05.156	+0.330	12:36:37.999
3	1:05.319	+0.493	12:37:43.318

(35) Tony Hughes			
4	1:04.915	+0.089	12:38:48.233
5	1:04.974	+0.148	12:39:53.207
6	1:05.122	+0.296	12:40:58.329
7	1:04.984	+0.158	12:42:03.313
8	1:04.826		12:43:08.139
9	1:05.844	+1.018	12:44:13.983
10	1:05.069	+0.243	12:45:19.052
11	1:05.328	+0.502	12:46:24.380
12	1:05.336	+0.510	12:47:29.716

(14) Brad Davey			
1	1:11.057	+4.352	12:35:34.762
2	1:06.807	+0.102	12:36:41.569
3	1:07.254	+0.549	12:37:48.823
4	1:07.509	+0.804	12:38:56.332
5	1:06.705		12:40:03.037
6	1:07.158	+0.453	12:41:10.195
7	1:07.220	+0.515	12:42:17.415
8	1:07.325	+0.620	12:43:24.740
9	1:07.159	+0.454	12:44:31.899
10	1:07.755	+1.050	12:45:39.654
11	1:09.907	+3.202	12:46:49.561
12	1:15.462	+8.757	12:48:05.023

(56) Steve Bradbury			
1	1:10.385	+3.258	12:35:34.040
2	1:07.244	+0.117	12:36:41.284
3	1:07.655	+0.528	12:37:48.939
4	1:07.147	+0.020	12:38:56.086
5	1:07.724	+0.597	12:40:03.810
6	1:07.127		12:41:10.937
7	1:07.194	+0.067	12:42:18.131
8	1:07.929	+0.802	12:43:26.060
9	1:08.682	+1.555	12:44:34.742
10	1:10.019	+2.892	12:45:44.761
11	1:11.526	+4.399	12:46:56.287
12	1:13.452	+6.325	12:48:09.739

(54) Brent Millage			
1	1:15.020	+5.720	12:35:39.352
2	1:11.154	+1.854	12:36:50.506
3	1:09.983	+0.683	12:38:00.489
4	1:09.300		12:39:09.789
5	1:09.771	+0.471	12:40:19.560
6	1:09.829	+0.529	12:41:29.389
7	1:10.249	+0.949	12:42:39.638
8	1:09.530	+0.230	12:43:49.168
9	1:09.942	+0.642	12:44:59.110
10	1:09.825	+0.525	12:46:08.935
11	1:09.851	+0.551	12:47:18.786

(63) Bob Docker			
10	1:11.000	+2.860	12:46:12.137
11	1:08.140		12:47:20.277

(63) Bob Docker			
1	1:14.628	+5.854	12:35:38.731
2	1:10.339	+1.565	12:36:49.070
3	1:09.943	+1.169	12:37:59.013
4	1:08.774		12:39:07.787
5	1:09.401	+0.627	12:40:17.188
6	1:09.470	+0.696	12:41:26.658
7	1:10.191	+1.417	12:42:36.849
8	1:11.429	+2.655	12:43:48.278
9	1:11.464	+2.690	12:44:59.742
10	1:12.402	+3.628	12:46:12.144
11	1:11.562	+2.788	12:47:23.706

(115) Keith Warren			
1	1:14.336	+3.987	12:35:38.401
2	1:11.268	+0.919	12:36:49.669
3	1:11.666	+1.317	12:38:01.335
4	1:10.914	+0.565	12:39:12.249
5	1:12.706	+2.357	12:40:24.955
6	1:11.184	+0.835	12:41:36.139
7	1:11.425	+1.076	12:42:47.564
8	1:10.750	+0.401	12:43:58.314
9	1:10.349		12:45:08.663
10	1:11.043	+0.694	12:46:19.706
11	1:10.822	+0.473	12:47:30.528

(98) Robert Pragnell			
1	1:14.999	+4.227	12:35:39.404
2	1:10.784	+0.012	12:36:50.188
3	1:11.420	+0.648	12:38:01.608
4	1:10.772		12:39:12.380
5	1:11.897	+1.125	12:40:24.277
6	1:11.363	+0.591	12:41:35.640
7	1:11.612	+0.840	12:42:47.252
8	1:11.483	+0.711	12:43:58.735
9	1:12.004	+1.232	12:45:10.739
10	1:13.680	+2.908	12:46:24.419
11	1:11.565	+0.793	12:47:35.984

(66) Jason Markham			
1	1:15.740	+5.209	12:35:40.782
2	1:11.394	+0.863	12:36:52.176
3	1:10.633	+0.102	12:38:02.809
4	1:10.531		12:39:13.340
5	1:11.814	+1.283	12:40:25.154
6	1:11.137	+0.606	12:41:36.291
7	1:11.423	+0.892	12:42:47.714
8	1:11.775	+1.244	12:43:59.489
9	1:12.680	+2.149	12:45:12.169
10	1:12.011	+1.480	12:46:24.180
11	1:11.963	+1.432	12:47:36.143

(177) Gary Paul			
1	1:16.292	+4.179	12:35:40.948
2	1:12.113		12:36:53.061
3	1:12.546	+0.433	12:38:05.607
4	1:12.707	+0.594	12:39:18.314
5	1:12.300	+0.187	12:40:30.614

Chief of Timing and Scoring

Race Director

Weather / Track : (Cloudy / Dry)

Reults @ www.sportstimingservices.com





Thundersport GB Rounds 13 and 14

LMB Streetfighters

Pembrey 1.456 Miles

Race 3

27/08/2011 12:34

Race started at 12:34:21

Lap	Lap Tm	Diff	Time of Day
6	1:12.336	+0.223	12:41:42.950
7	1:13.458	+1.345	12:42:56.408
8	1:14.186	+2.073	12:44:10.594
9	1:16.344	+4.231	12:45:26.938
10	1:15.133	+3.020	12:46:42.071
11	1:14.387	+2.274	12:47:56.458

(8) Mark Lumb

1	1:21.300	+5.353	12:35:46.002
2	1:17.071	+1.124	12:37:03.073
3	1:16.368	+0.421	12:38:19.441
4	1:15.947		12:39:35.388
5	1:16.421	+0.474	12:40:51.809
6	1:16.534	+0.587	12:42:08.343
7	1:16.351	+0.404	12:43:24.694
8	1:17.055	+1.108	12:44:41.749
9	1:16.412	+0.465	12:45:58.161
10	1:16.256	+0.309	12:47:14.417

(45) Andrew Castle

1	1:23.401	+8.242	12:35:48.560
2	1:17.960	+2.801	12:37:06.520
3	1:17.579	+2.420	12:38:24.099
4	1:17.208	+2.049	12:39:41.307
5	1:16.124	+0.965	12:40:57.431
6	1:18.307	+3.148	12:42:15.738
7	1:16.748	+1.589	12:43:32.486
8	1:15.751	+0.592	12:44:48.237
9	1:15.159		12:46:03.396
10	1:15.381	+0.222	12:47:18.777

(77) Nigel Davis

1	1:15.728	+8.440	12:35:39.859
2	1:10.068	+2.780	12:36:49.927
3	1:08.208	+0.920	12:37:58.135
4	1:07.288		12:39:05.423
5	1:08.118	+0.830	12:40:13.541
6	1:08.349	+1.061	12:41:21.890
7	1:34.707	+27.419	12:42:56.597

Lap	Lap Tm	Diff	Time of Day
-----	--------	------	-------------

Lap	Lap Tm	Diff	Time of Day
-----	--------	------	-------------

Chief of Timing and Scoring

Race Director

Weather / Track : (Cloudy / Dry)

Reults @ www.sportstimingservices.com

Printed: 27/08/2011 14:51:01





Thundersport GB Rounds 13 and 14

Sorted on Laps

LMB Streetfighters

Pembrey 1.456 Miles

Race 11

27/08/2011 16:05

Race started at 16:05:25

Pos	No.	Name	Bike	CC	Laps	Total Tm	Diff	Gap	Best Tm	Best Spd	Avg. Spd	Start Pos
1	40	Keith Smith	Aprilia	1000 A	12	12:43.728			1:02.722	83.569	82.358	0
2	33	Andy Denyer	Triumph	675 A	12	12:50.965	7.237	7.237	1:03.112	83.052	81.585	0
3	30	Barry Utting	Honda	600 B	12	12:51.011	7.283	0.046	1:03.234	82.892	81.580	0
4	44	Mick Riddle	Kawasaki	600 B	12	13:00.018	16.290	9.007	1:04.092	81.782	80.638	0
5	32	Adam Palfreman	Suzuki	650 B	12	13:09.850	26.122	9.832	1:04.705	81.008	79.634	0
6	35	Tony Hughes	KTM	660 C	12	13:25.702	41.974	15.852	1:05.383	80.168	78.068	0
7	77	Nigel Davis	Yamaha	600 B	12	13:34.756	51.028	9.054	1:06.544	78.769	77.200	0
8	14	Brad Davey	Aprilia	550 C	12	13:35.428	51.700	0.672	1:06.789	78.480	77.136	0
9	56	Steve Bradbury	Aprilia	1000 A	12	13:46.080	1:02.352	10.652	1:07.153	78.055	76.142	0
10	115	Keith Warren	KTM	690 C	12	13:53.115	1:09.387	7.035	1:08.098	76.971	75.499	0
11	66	Jason Markham	Yamaha	350 C	11	12:45.632	1 Lap	1 Lap	1:08.258	76.791	75.307	0
A	12	63 Bob Docker	Suzuki	600 B	11	12:46.394	1 Lap	0.762	1:08.226	76.827	75.232	0
	13	54 Brent Millage	Yamaha	600 A	11	12:58.766	1 Lap	12.372	1:09.067	75.892	74.037	0
	14	98 Robert Pragnell	Suzuki	600 B	11	12:59.264	1 Lap	0.498	1:08.968	76.000	73.990	0
B	15	177 Gary Paul	KTM	660 C	11	12:59.643	1 Lap	0.379	1:09.549	75.366	73.954	0
	16	45 Andrew Castle	Honda	600 B	10	12:55.964	2 Laps	1 Lap	1:16.195	68.792	67.550	0
	17	8 Mark Lumb	Ducati	748 B	10	12:56.966	2 Laps	1.002	1:15.969	68.997	67.462	0

C

Margin of Victory	Avg. Speed	Best Lap Tm	Best Spd	Best Lap by
7.237	82.358	1:02.722	83.569	40 - Keith Smith

Chief of Timing and Scoring

Race Director

Weather / Track : (Bright / Dry)

Reults @ www.sportstimeservices.com





Thundersport GB Rounds 13 and 14

Lapchart

LMB Streetfighters

Pembrey 1.456 Miles

Race 11

27/08/2011 16:05

Race started at 16:05:25

Competitors

	Laps												
	0	1	2	3	4	5	6	7	8	9	10	11	12
Keith Smith (40)	1	40	40	40	40	40	40	40	40	40	40	40	40
Mick Riddle (44)	2	44	30	33	33	33	33	33	33	33	33	33	33
Barry Utting (30)	3	30	33	30	30	30	30	30	30	30	30	30	30
Adam Palfreman (32)	4	32	32	32	32	44	44	44	44	44	44	44	44
Tony Hughes (35)	5	35	44	44	44	32	32	32	32	32	32	32	32
Brad Davey (14)	6	14	35	35	35	35	35	35	35	35	35	35	35
Nigel Davis (77)	7	77	14	14	14	14	14	14	14	77	77	77	77
Keith Warren (115)	8	115	115	56	56	77	77	77	77	14	14	14	14
Bob Docker (63)	9	63	56	115	77	56	56	56	56	56	56	56	56
Steve Bradbury (56)	10	56	63	77	115	115	115	115	115	115	115	115	115
Mark Lumb (8)	11	8	77	63	63	63	63	63	63	63	63	63	66
Gary Paul (177)	12	177	66	66	66	66	66	66	66	66	66	66	63
Brent Millage (54)	13	54	177	98	98	98	98	98	54	98	98	98	54
Robert Pragnell (98)	14	98	98	177	54	54	54	54	98	54	177	177	98
Andy Denyer (33)	15	33	54	54	177	177	177	177	177	54	54	177	
Jason Markham (66)	16	66	8	8	8	45	45	45	45	8	45	45	
Andrew Castle (45)	17	45	45	45	45	8	8	8	8	45	8	8	

Chief of Timing and Scoring

Race Director

Weather / Track : (Bright / Dry)

Reults @ www.sportstimingservices.com

Printed: 27/08/2011 16:32:33





Thundersport GB Rounds 13 and 14

LMB Streetfighters

Pembrey 1.456 Miles

Race 11

27/08/2011 16:05

Race started at 16:05:25

Lap	Lap Tm	Diff	Time of Day
(40) Keith Smith			
1	1:07.529	+4.807	16:06:32.818
2	1:03.344	+0.622	16:07:36.162
3	1:03.391	+0.669	16:08:39.553
4	1:02.860	+0.138	16:09:42.413
5	1:03.501	+0.779	16:10:45.914
6	1:03.275	+0.553	16:11:49.189
7	1:03.414	+0.692	16:12:52.603
8	1:03.117	+0.395	16:13:55.720
9	1:02.722		16:14:58.442
10	1:03.747	+1.025	16:16:02.189
11	1:02.829	+0.107	16:17:05.018
12	1:03.999	+1.277	16:18:09.017

(33) Andy Denyer			
1	1:07.200	+4.088	16:06:35.309
2	1:03.398	+0.286	16:07:38.707
3	1:03.334	+0.222	16:08:42.041
4	1:03.547	+0.435	16:09:45.588
5	1:03.387	+0.275	16:10:48.975
6	1:03.697	+0.585	16:11:52.672
7	1:03.881	+0.769	16:12:56.553
8	1:03.112		16:13:59.665
9	1:03.327	+0.215	16:15:02.992
10	1:04.057	+0.945	16:16:07.049
11	1:04.278	+1.166	16:17:11.327
12	1:04.927	+1.815	16:18:16.254

(30) Barry Utting			
1	1:09.009	+5.775	16:06:35.293
2	1:04.625	+1.391	16:07:39.918
3	1:03.744	+0.510	16:08:43.662
4	1:03.532	+0.298	16:09:47.194
5	1:03.683	+0.449	16:10:50.877
6	1:04.121	+0.887	16:11:54.998
7	1:03.476	+0.242	16:12:58.474
8	1:03.572	+0.338	16:14:02.046
9	1:03.517	+0.283	16:15:05.563
10	1:03.234		16:16:08.797
11	1:04.030	+0.796	16:17:12.827
12	1:03.473	+0.239	16:18:16.300

(44) Mick Riddle			
1	1:10.087	+5.995	16:06:36.115
2	1:04.886	+0.794	16:07:41.001
3	1:04.551	+0.459	16:08:45.552
4	1:04.318	+0.226	16:09:49.870
5	1:04.092		16:10:53.962
6	1:04.318	+0.226	16:11:58.280
7	1:04.230	+0.138	16:13:02.510
8	1:04.637	+0.545	16:14:07.147
9	1:04.491	+0.399	16:15:11.638
10	1:04.438	+0.346	16:16:16.076
11	1:04.423	+0.331	16:17:20.499
12	1:04.808	+0.716	16:18:25.307

(32) Adam Palfreman			
1	1:09.359	+4.654	16:06:35.876
2	1:04.798	+0.093	16:07:40.674
3	1:04.715	+0.010	16:08:45.389

(35) Tony Hughes			
4	1:05.287	+0.582	16:09:50.676
5	1:04.705		16:10:55.381
6	1:05.518	+0.813	16:12:00.899
7	1:05.527	+0.822	16:13:06.426
8	1:05.771	+1.066	16:14:12.197
9	1:05.043	+0.338	16:15:17.240
10	1:05.262	+0.557	16:16:22.502
11	1:05.687	+0.982	16:17:28.189
12	1:06.950	+2.245	16:18:35.139

(77) Nigel Davis			
1	1:09.782	+4.399	16:06:36.726
2	1:05.383		16:07:42.109
3	1:05.742	+0.359	16:08:47.851
4	1:05.525	+0.142	16:09:53.376
5	1:06.418	+1.035	16:10:59.794
6	1:06.381	+0.998	16:12:06.175
7	1:06.313	+0.930	16:13:12.488
8	1:07.120	+1.737	16:14:19.608
9	1:07.639	+2.256	16:15:27.247
10	1:08.039	+2.656	16:16:35.286
11	1:08.054	+2.671	16:17:43.340
12	1:07.651	+2.268	16:18:50.991

(14) Brad Davey			
1	1:12.794	+6.250	16:06:40.030
2	1:07.943	+1.399	16:07:47.973
3	1:07.611	+1.067	16:08:55.584
4	1:07.576	+1.032	16:10:03.160
5	1:06.715	+0.171	16:11:09.875
6	1:06.544		16:12:16.419
7	1:06.774	+0.230	16:13:23.193
8	1:07.980	+1.436	16:14:31.173
9	1:07.237	+0.693	16:15:38.410
10	1:06.677	+0.133	16:16:45.087
11	1:07.315	+0.771	16:17:52.402
12	1:07.643	+1.099	16:19:00.045

(56) Steve Bradbury			
1	1:10.489	+3.700	16:06:37.460
2	1:06.984	+0.195	16:07:44.444
3	1:06.804	+0.015	16:08:51.248
4	1:07.031	+0.242	16:09:58.279
5	1:07.624	+0.835	16:11:05.903
6	1:07.293	+0.504	16:12:13.196
7	1:07.663	+0.874	16:13:20.859
8	1:10.169	+3.380	16:14:31.028
9	1:07.751	+0.962	16:15:38.779
10	1:08.214	+1.425	16:16:46.993
11	1:06.789		16:17:53.782
12	1:06.935	+0.146	16:19:00.717

(98) Robert Pragnell			
1	1:15.005	+6.037	16:06:43.045
2	1:09.113	+0.145	16:07:52.158

(115) Keith Warren			
1	1:11.653	+3.555	16:06:38.943
2	1:08.989	+0.891	16:07:47.932
3	1:08.751	+0.653	16:08:56.683
4	1:08.501	+0.403	16:10:05.184
5	1:08.098		16:11:13.282
6	1:08.752	+0.654	16:12:22.034
7	1:08.883	+0.785	16:13:30.917
8	1:08.780	+0.682	16:14:39.697
9	1:09.468	+1.370	16:15:49.165
10	1:09.607	+1.509	16:16:58.772
11	1:08.958	+0.860	16:18:07.730
12	1:10.674	+2.576	16:19:18.404

(66) Jason Markham			
1	1:13.094	+4.836	16:06:41.546
2	1:09.124	+0.866	16:07:50.670
3	1:09.186	+0.928	16:08:59.856
4	1:08.467	+0.209	16:10:08.323
5	1:08.956	+0.698	16:11:17.279
6	1:08.409	+0.151	16:12:25.688
7	1:09.088	+0.830	16:13:34.776
8	1:08.593	+0.335	16:14:43.369
9	1:08.543	+0.285	16:15:51.912
10	1:10.751	+2.493	16:17:02.663
11	1:08.258		16:18:10.921

(63) Bob Docker			
1	1:12.524	+4.298	16:06:39.870
2	1:08.964	+0.738	16:07:48.834
3	1:08.226		16:08:57.060
4	1:08.642	+0.416	16:10:05.702
5	1:08.683	+0.457	16:11:14.385
6	1:09.111	+0.885	16:12:23.496
7	1:09.235	+1.009	16:13:32.731
8	1:09.829	+1.603	16:14:42.560
9	1:09.011	+0.785	16:15:51.571
10	1:10.962	+2.736	16:17:02.533
11	1:09.150	+0.924	16:18:11.683

(54) Brent Millage			
1	1:15.684	+6.617	16:06:43.705
2	1:09.466	+0.399	16:07:53.171
3	1:09.067		16:09:02.238
4	1:09.230	+0.163	16:10:11.468
5	1:10.297	+1.230	16:11:21.765
6	1:09.420	+0.353	16:12:31.185
7	1:10.287	+1.220	16:13:41.472
8	1:10.845	+1.778	16:14:52.317
9	1:11.065	+1.998	16:16:03.382
10	1:10.667	+1.600	16:17:14.049
11	1:10.006	+0.939	16:18:24.055

Chief of Timing and Scoring

Race Director

Weather / Track : (Bright / Dry)

Reults @ www.sportstimingservices.com





Thundersport GB Rounds 13 and 14

LMB Streetfighters

Pembrey 1.456 Miles

Race 11

27/08/2011 16:05

Race started at 16:05:25

Lap	Lap Tm	Diff	Time of Day
3	1:08.968		16:09:01.126
4	1:09.628	+0.660	16:10:10.754
5	1:10.155	+1.187	16:11:20.909
6	1:09.911	+0.943	16:12:30.820
7	1:10.967	+1.999	16:13:41.787
8	1:10.228	+1.260	16:14:52.015
9	1:10.261	+1.293	16:16:02.276
10	1:11.332	+2.364	16:17:13.608
11	1:10.945	+1.977	16:18:24.553

(177) Gary Paul

1	1:14.551	+5.002	16:06:42.518
2	1:10.129	+0.580	16:07:52.647
3	1:10.624	+1.075	16:09:03.271
4	1:09.564	+0.015	16:10:12.835
5	1:09.549		16:11:22.384
6	1:09.855	+0.306	16:12:32.239
7	1:09.868	+0.319	16:13:42.107
8	1:10.772	+1.223	16:14:52.879
9	1:10.081	+0.532	16:16:02.960
10	1:10.998	+1.449	16:17:13.958
11	1:10.974	+1.425	16:18:24.932

(45) Andrew Castle

1	1:21.474	+5.279	16:06:49.981
2	1:17.704	+1.509	16:08:07.685
3	1:16.618	+0.423	16:09:24.303
4	1:17.053	+0.858	16:10:41.356
5	1:16.997	+0.802	16:11:58.353
6	1:16.248	+0.053	16:13:14.601
7	1:16.583	+0.388	16:14:31.184
8	1:17.558	+1.363	16:15:48.742
9	1:16.195		16:17:04.937
10	1:16.316	+0.121	16:18:21.253

(8) Mark Lumb

1	1:21.571	+5.602	16:06:49.516
2	1:17.666	+1.697	16:08:07.182
3	1:16.958	+0.989	16:09:24.140
4	1:17.514	+1.545	16:10:41.654
5	1:17.551	+1.582	16:11:59.205
6	1:16.563	+0.594	16:13:15.768
7	1:15.969		16:14:31.737
8	1:16.256	+0.287	16:15:47.993
9	1:17.609	+1.640	16:17:05.602
10	1:16.653	+0.684	16:18:22.255

Lap Lap Tm Diff Time of Day

Lap Lap Tm Diff Time of Day

Chief of Timing and Scoring

Race Director

Weather / Track : (Bright / Dry)

Reults @ www.sportstimingservices.com

Printed: 27/08/2011 16:31:19





Thundersport GB Rounds 13 and 14

Sorted on Best Lap time

LMB Streetfighters & Thundersport 500

Pembrey 1.456 Miles

Warm Up

28/08/2011 09:37

Practice started at 9:37:09

Pos	No.	Name	Bike	CC	Best Tm	Best Spd	Gap	Diff - Ldr.	In Lap	2nd Best
1	33	Andy Denyer	Triumph	675 A	1:03.634	82.371			4	1:04.176
2	30	Barry Utting	Honda	600 B	1:04.717	80.993	1.083	1.083	7	1:04.749
3	40	Keith Smith	Aprilia	1000 A	1:04.751	80.950	0.034	1.117	9	1:04.829
4	61	Adam Shelton	Honda	500	1:06.507	78.813	1.756	2.873	9	1:06.746
5	14	Brad Davey	Aprilia	550 C	1:07.173	78.031	0.666	3.539	7	1:07.575
6	35	Tony Hughes	KTM	660 C	1:07.197	78.003	0.024	3.563	5	1:07.546
7	115	Keith Warren	KTM	690 C	1:08.404	76.627	1.207	4.770	3	1:08.688
8	32	Nick Clift	Honda	500	1:09.116	75.838	0.712	5.482	5	1:09.422
9	5	Darryl Harrison	Honda	500	1:09.366	75.564	0.250	5.732	6	1:09.438
10	56	Steve Bradbury	Aprilia	1000 A	1:09.473	75.448	0.107	5.839	7	1:09.600
11	133	Richard Blunt	Honda	500	1:09.687	75.216	0.214	6.053	3	1:10.123
12	72	Mike Bailey	Honda	500	1:09.878	75.011	0.191	6.244	4	1:09.888
13	98	Robert Pragnell	Suzuki	600 B	1:10.464	74.387	0.586	6.830	5	1:10.467
14	177	Gary Paul	KTM	660 C	1:10.842	73.990	0.378	7.208	5	1:11.690
15	63	Bob Docker	Suzuki	600 B	1:11.418	73.393	0.576	7.784	3	1:13.049
16	54	Brent Millage	Yamaha	600 A	1:11.420	73.391	0.002	7.786	6	1:11.481
17	42	Christopher Spink	Honda	500	1:12.265	72.533	0.845	8.631	4	1:12.333
18	47	Steve Kain	Honda	500	1:13.577	71.240	1.312	9.943	6	1:15.076
19	40	Steve Dufton	Honda	500	1:14.407	70.445	0.830	10.773	7	1:15.373
20	4	Andrew Burscough	Honda	500	1:15.317	69.594	0.910	11.683	4	1:16.272
21	8	Mark Lumb	Ducati	748 B	1:15.814	69.138	0.497	12.180	7	1:16.477
22	45	Andrew Castle	Honda	600 B	1:18.206	67.023	2.392	14.572	4	1:19.139
23	66	Jason Markham	Yamaha	350 C	1:36.519	54.306	18.313	32.885	1	

Announcements

No 71 - No Transponder

Chief of Timing and Scoring

Race Director

Weather / Track : (Cloudy / Dry)

Reults @ www.sportstimingservices.com

Printed: 28/08/2011 09:50:16





Thundersport GB Rounds 13 and 14

Sorted on Laps

LMB Streetfighters

Pembrey 1.456 Miles

Race 4

28/08/2011 11:04

Race started at 11:04:25

Pos	No.	Name	Bike	CC	Laps	Total Tm	Diff	Gap	Best Tm	Best Spd	Avg. Spd	Start Pos	
1	33	Andy Denyer	Triumph	675 A	12	12:48.778			1:02.272	84.173	81.817	2	
2	30	Barry Utting	Honda	600 B	12	12:53.278	4.500	4.500	1:03.146	83.008	81.341	4	
3	44	Mick Riddle	Kawasaki	600 B	12	12:54.503	5.725	1.225	1:02.936	83.285	81.212	3	
4	40	Keith Smith	Aprilia	1000 A	12	13:00.702	11.924	6.199	1:02.071	84.445	80.567	1	
5	77	Nigel Davis	Yamaha	600 B	12	13:11.216	22.438	10.514	1:04.448	81.331	79.497	6	
6	32	Adam Palfreman	Suzuki	650 B	12	13:12.517	23.739	1.301	1:04.691	81.025	79.366	5	
7	35	Tony Hughes	KTM	660 C	12	13:12.627	23.849	0.110	1:04.766	80.931	79.355	8	
8	56	Steve Bradbury	Aprilia	1000 A	12	13:37.369	48.591	24.742	1:06.097	79.302	76.953	11	
9	14	Brad Davey	Aprilia	550 C	12	13:38.271	49.493	0.902	1:06.638	78.658	76.868	7	
10	98	Robert Pragnell	Suzuki	600 B	12	13:44.286	55.508	6.015	1:07.154	78.053	76.307	13	
11	115	Keith Warren	KTM	690 C	12	13:44.430	55.652	0.144	1:07.457	77.703	76.294	9	
12	66	Jason Markham	Yamaha	350 C	11	12:57.633	1 Lap	1 Lap	1:07.679	77.448	74.145	15	
13	177	Gary Paul	KTM	660 C	11	13:01.878	1 Lap	4.245	1:09.387	75.542	73.742	14	
14	133	Richard Blunt	Honda	500	11	13:02.016	1 Lap	0.138	1:09.679	75.225	73.729	0	
15	54	Brent Millage	Yamaha	600 A	11	13:03.180	1 Lap	1.164	1:09.563	75.350	73.620	12	
B	16	8	Mark Lumb	Ducati	748 B	10	12:53.779	2 Laps	1 Lap	1:13.921	70.908	67.740	17
	17	45	Andrew Castle	Honda	600 B	10	12:58.302	2 Laps	4.523	1:15.788	69.161	67.347	16
Not classified													
DNF	63	Bob Docker	Suzuki	600 B	6	6:57.017	DNF		1:07.915	77.179	75.416	10	

A,C

Announcements

*** 10 second jump start penalty - No 40 & 8 ***

*** No 40 - 10 second penalty - yellow flag infringement***

Margin of Victory	Avg. Speed	Best Lap Tm	Best Spd	Best Lap by
4.500	81.817	1:02.071	84.445	40 - Keith Smith

Chief of Timing and Scoring

Orbits

Race Director

www.amb-it.com

Weather / Track : (Bright / Dry)

www.mylaps.com

Reults @ www.sportstimeservices.com

Licensed to: Sports Timing Services





Thundersport GB Rounds 13 and 14

Lapchart

LMB Streetfighters

Pembrey 1.456 Miles

Race 4

28/08/2011 11:04

Race started at 11:04:25

Competitors

	Laps												
	0	1	2	3	4	5	6	7	8	9	10	11	12
Andy Denyer (33)	1	33	33	33	33	33	33	33	33	40	40	40	40
Keith Smith (40)	2	40	40	40	40	40	40	40	33	33	33	33	33
Mick Riddle (44)	3	44	30	30	30	30	30	30	30	30	30	30	30
Barry Utting (30)	4	30	32	44	44	44	44	44	44	44	44	44	44
Adam Palfreman (32)	5	32	44	32	32	32	32	32	32	32	32	77	77
Brad Davey (14)	6	14	14	35	35	35	77	77	77	77	77	32	32
Nigel Davis (77)	7	77	35	14	77	77	35	35	35	35	35	35	35
Tony Hughes (35)	8	35	63	77	14	14	14	14	14	14	14	14	56
Keith Warren (115)	9	115	77	63	98	98	56	56	56	56	56	56	14
Bob Docker (63)	10	63	98	98	63	56	98	98	98	98	98	98	98
Mark Lumb (8)	11	8	115	56	56	63	63	63	115	115	115	115	115
Steve Bradbury (56)	12	56	56	115	115	115	115	115	66	66	66	66	66
Gary Paul (177)	13	177	133	66	66	66	66	66	54	177	177	177	177
Robert Pragnell (98)	14	98	177	133	177	54	54	54	177	133	133	133	133
Richard Blunt (133)	15	133	66	177	54	177	177	177	133	54	54	54	54
Brent Millage (54)	16	54	54	54	133	133	133	133	8	8	8	8	8
Jason Markham (66)	17	66	8	8	8	8	8	8	45	45	45	45	45
Andrew Castle (45)	18	45	45	45	45	45	45	45					

Chief of Timing and Scoring

Race Director

Weather / Track : (Bright / Dry)

Reults @ www.sportstimingservices.com

Printed: 28/08/2011 11:29:49





Thundersport GB Rounds 13 and 14

LMB Streetfighters

Pembrey 1.456 Miles

Race 4

28/08/2011 11:04

Race started at 11:04:25

Lap	Lap Tm	Diff	Time of Day
(33) Andy Denyer			
1	1:09.896	+7.624	11:05:35.407
2	1:03.117	+0.845	11:06:38.524
3	1:02.974	+0.702	11:07:41.498
4	1:02.977	+0.705	11:08:44.475
5	1:02.743	+0.471	11:09:47.218
6	1:03.448	+1.176	11:10:50.666
7	1:03.023	+0.751	11:11:53.689
8	1:02.759	+0.487	11:12:56.448
9	1:02.272		11:13:58.720
10	1:05.847	+3.575	11:15:04.567
11	1:04.377	+2.105	11:16:08.944
12	1:05.345	+3.073	11:17:14.289
(30) Barry Utting			
1	1:07.430	+4.284	11:05:36.726
2	1:03.357	+0.211	11:06:40.083
3	1:03.161	+0.015	11:07:43.244
4	1:03.396	+0.250	11:08:46.640
5	1:03.146		11:09:49.786
6	1:03.834	+0.688	11:10:53.620
7	1:04.218	+1.072	11:11:57.838
8	1:04.162	+1.016	11:13:02.000
9	1:03.629	+0.483	11:14:05.629
10	1:03.676	+0.530	11:15:09.305
11	1:05.561	+2.415	11:16:14.866
12	1:03.923	+0.777	11:17:18.789
(44) Mick Riddle			
1	1:08.734	+5.798	11:05:37.697
2	1:02.936		11:06:40.633
3	1:02.969	+0.033	11:07:43.602
4	1:03.124	+0.188	11:08:46.726
5	1:03.129	+0.193	11:09:49.855
6	1:03.847	+0.911	11:10:53.702
7	1:04.426	+1.490	11:11:58.128
8	1:04.051	+1.115	11:13:02.179
9	1:03.615	+0.679	11:14:05.794
10	1:03.745	+0.809	11:15:09.539
11	1:05.661	+2.725	11:16:15.200
12	1:04.814	+1.878	11:17:20.014
(40) Keith Smith			
1	1:09.232	+7.161	11:05:35.521
2	1:03.126	+1.055	11:06:38.647
3	1:02.987	+0.916	11:07:41.634
4	1:02.975	+0.904	11:08:44.609
5	1:02.705	+0.634	11:09:47.314
6	1:03.549	+1.478	11:10:50.863
7	1:02.941	+0.870	11:11:53.804
8	1:02.071		11:12:55.875
9	1:02.301	+0.230	11:13:58.176
10	1:02.641	+0.570	11:15:00.817
11	1:02.945	+0.874	11:16:03.762
12	1:02.451	+0.380	11:17:06.213
(77) Nigel Davis			
1	1:11.599	+7.151	11:05:41.760
2	1:04.935	+0.487	11:06:46.695
3	1:05.584	+1.136	11:07:52.279

Lap	Lap Tm	Diff	Time of Day
4	1:05.296	+0.848	11:08:57.575
5	1:04.476	+0.028	11:10:02.051
6	1:04.794	+0.346	11:11:06.845
7	1:04.873	+0.425	11:12:11.718
8	1:06.038	+1.590	11:13:17.756
9	1:04.448		11:14:22.204
10	1:05.435	+0.987	11:15:27.639
11	1:04.615	+0.167	11:16:32.254
12	1:04.473	+0.025	11:17:36.727
(32) Adam Palfreman			
1	1:07.898	+3.207	11:05:37.599
2	1:04.691		11:06:42.290
3	1:04.881	+0.190	11:07:47.171
4	1:05.466	+0.775	11:08:52.637
5	1:05.105	+0.414	11:09:57.742
6	1:05.336	+0.645	11:11:03.078
7	1:06.166	+1.475	11:12:09.244
8	1:06.359	+1.668	11:13:15.603
9	1:06.130	+1.439	11:14:21.733
10	1:05.843	+1.152	11:15:27.576
11	1:05.202	+0.511	11:16:32.778
12	1:05.250	+0.559	11:17:38.028
(35) Tony Hughes			
1	1:09.694	+4.928	11:05:39.899
2	1:06.116	+1.350	11:06:46.015
3	1:05.608	+0.842	11:07:51.623
4	1:05.542	+0.776	11:08:57.165
5	1:05.522	+0.756	11:10:02.687
6	1:04.947	+0.181	11:11:07.634
7	1:04.973	+0.207	11:12:12.607
8	1:05.417	+0.651	11:13:18.024
9	1:04.766		11:14:22.790
10	1:05.057	+0.291	11:15:27.847
11	1:05.092	+0.326	11:16:32.939
12	1:05.199	+0.433	11:17:38.138
(56) Steve Bradbury			
1	1:12.726	+6.629	11:05:43.602
2	1:07.384	+1.287	11:06:50.986
3	1:07.777	+1.680	11:07:58.763
4	1:07.143	+1.046	11:09:05.906
5	1:07.404	+1.307	11:10:13.310
6	1:07.307	+1.210	11:11:20.617
7	1:08.275	+2.178	11:12:28.892
8	1:07.931	+1.834	11:13:36.823
9	1:07.184	+1.087	11:14:44.007
10	1:06.463	+0.366	11:15:50.470
11	1:06.097		11:16:56.567
12	1:06.313	+0.216	11:18:02.880
(14) Brad Davey			
1	1:09.928	+3.290	11:05:39.816
2	1:06.812	+0.174	11:06:46.628
3	1:07.001	+0.363	11:07:53.629
4	1:06.638		11:09:00.267
5	1:06.767	+0.129	11:10:07.034
6	1:07.156	+0.518	11:11:14.190
7	1:07.462	+0.824	11:12:21.652
8	1:07.621	+0.983	11:13:29.273

Lap	Lap Tm	Diff	Time of Day
9	1:08.166	+1.528	11:14:37.439
10	1:08.716	+2.078	11:15:46.155
11	1:08.809	+2.171	11:16:54.964
12	1:08.818	+2.180	11:18:03.782
(98) Robert Pragnell			
1	1:11.482	+4.328	11:05:42.581
2	1:07.673	+0.519	11:06:50.254
3	1:07.787	+0.633	11:07:58.041
4	1:07.596	+0.442	11:09:05.637
5	1:08.452	+1.298	11:10:14.089
6	1:07.353	+0.199	11:11:21.442
7	1:08.072	+0.918	11:12:29.514
8	1:07.456	+0.302	11:13:36.970
9	1:08.310	+1.156	11:14:45.280
10	1:07.154		11:15:52.434
11	1:08.231	+1.077	11:17:00.665
12	1:09.132	+1.978	11:18:09.797
(115) Keith Warren			
1	1:12.895	+5.438	11:05:43.345
2	1:08.457	+1.000	11:06:51.802
3	1:07.537	+0.080	11:07:59.339
4	1:07.470	+0.013	11:09:06.809
5	1:08.205	+0.748	11:10:15.014
6	1:07.930	+0.473	11:11:22.944
7	1:07.726	+0.269	11:12:30.670
8	1:07.457		11:13:38.127
9	1:07.864	+0.407	11:14:45.991
10	1:07.498	+0.041	11:15:53.489
11	1:07.642	+0.185	11:17:01.131
12	1:08.810	+1.353	11:18:09.941
(66) Jason Markham			
1	1:14.039	+6.360	11:05:45.558
2	1:09.736	+2.057	11:06:55.294
3	1:08.357	+0.678	11:08:03.651
4	1:08.167	+0.488	11:09:11.818
5	1:08.413	+0.734	11:10:20.231
6	1:07.919	+0.240	11:11:28.150
7	1:08.197	+0.518	11:12:36.347
8	1:07.880	+0.201	11:13:44.227
9	1:07.679		11:14:51.906
10	1:10.467	+2.788	11:16:02.373
11	1:20.771	+13.092	11:17:23.144
(177) Gary Paul			
1	1:14.336	+4.949	11:05:45.330
2	1:10.479	+1.092	11:06:55.809
3	1:09.387		11:08:05.196
4	1:10.701	+1.314	11:09:15.897
5	1:09.726	+0.339	11:10:25.623
6	1:09.608	+0.221	11:11:35.231
7	1:11.089	+1.702	11:12:46.320
8	1:10.862	+1.475	11:13:57.182
9	1:10.274	+0.887	11:15:07.456
10	1:09.649	+0.262	11:16:17.105
11	1:10.284	+0.897	11:17:27.389
(133) Richard Blunt			
1	1:13.570	+3.891	11:05:44.921

Chief of Timing and Scoring

Race Director

Weather / Track : (Bright / Dry)

Reults @ www.sportstimingservices.com





Thundersport GB Rounds 13 and 14

LMB Streetfighters

Pembrey 1.456 Miles

Race 4

28/08/2011 11:04

Race started at 11:04:25

Lap	Lap Tm	Diff	Time of Day
2	1:10.804	+1.125	11:06:55.725
3	1:10.608	+0.929	11:08:06.333
4	1:09.892	+0.213	11:09:16.225
5	1:10.036	+0.357	11:10:26.261
6	1:09.772	+0.093	11:11:36.033
7	1:10.501	+0.822	11:12:46.534
8	1:10.824	+1.145	11:13:57.358
9	1:10.280	+0.601	11:15:07.638
10	1:10.210	+0.531	11:16:17.848
11	1:09.679		11:17:27.527

(54) Brent Millage

1	1:14.519	+4.956	11:05:45.905
2	1:10.507	+0.944	11:06:56.412
3	1:09.563		11:08:05.975
4	1:09.646	+0.083	11:09:15.621
5	1:09.571	+0.008	11:10:25.192
6	1:09.808	+0.245	11:11:35.000
7	1:11.031	+1.468	11:12:46.031
8	1:11.545	+1.982	11:13:57.576
9	1:10.564	+1.001	11:15:08.140
10	1:10.540	+0.977	11:16:18.680
11	1:10.011	+0.448	11:17:28.691

(8) Mark Lumb

1	1:19.853	+5.932	11:05:50.437
2	1:14.884	+0.963	11:07:05.321
3	1:14.164	+0.243	11:08:19.485
4	1:13.921		11:09:33.406
5	1:14.529	+0.608	11:10:47.935
6	1:15.922	+2.001	11:12:03.857
7	1:16.918	+2.997	11:13:20.775
8	1:15.188	+1.267	11:14:35.963
9	1:15.461	+1.540	11:15:51.424
10	1:17.866	+3.945	11:17:09.290

(45) Andrew Castle

1	1:21.754	+5.966	11:05:53.752
2	1:17.269	+1.481	11:07:11.021
3	1:15.879	+0.091	11:08:26.900
4	1:16.243	+0.455	11:09:43.143
5	1:16.608	+0.820	11:10:59.751
6	1:15.788		11:12:15.539
7	1:15.990	+0.202	11:13:31.529
8	1:17.487	+1.699	11:14:49.016
9	1:15.970	+0.182	11:16:04.986
10	1:18.827	+3.039	11:17:23.813

(63) Bob Docker

1	1:11.172	+3.257	11:05:41.685
2	1:07.945	+0.030	11:06:49.630
3	1:08.833	+0.918	11:07:58.463
4	1:07.915		11:09:06.378
5	1:07.961	+0.046	11:10:14.339
6	1:08.189	+0.274	11:11:22.528

Lap Lap Tm Diff Time of Day

Lap Lap Tm Diff Time of Day

Chief of Timing and Scoring

Race Director

Weather / Track : (Bright / Dry)

Reults @ www.sportstimingservices.com

Printed: 28/08/2011 11:28:35





Thundersport GB Rounds 13 and 14

Sorted on Laps

LMB Streetfighters

Pembrey 1.456 Miles

Race 12

28/08/2011 14:28

Race started at 14:28:46

Pos	No.	Name	Bike	CC	Laps	Total Tm	Diff	Gap	Best Tm	Best Spd	Avg. Spd	Start Pos
1	40	Keith Smith	Aprilia	1000 A	12	12:46.618			1:02.601	83.730	82.048	1
2	33	Andy Denyer	Triumph	675 A	12	12:50.177	3.559	3.559	1:02.523	83.835	81.668	2
3	30	Barry Utting	Honda	600 B	12	12:51.333	4.715	1.156	1:03.018	83.176	81.546	4
4	44	Mick Riddle	Kawasaki	600 B	12	12:52.646	6.028	1.313	1:02.827	83.429	81.408	3
5	32	Adam Palfreman	Suzuki	650 B	12	13:10.369	23.751	17.723	1:04.655	81.070	79.582	5
6	35	Tony Hughes	KTM	660 C	12	13:34.186	47.568	23.817	1:05.674	79.812	77.254	8
7	14	Brad Davey	Aprilia	550 C	12	13:36.259	49.641	2.073	1:06.919	78.328	77.058	7
8	77	Nigel Davis	Yamaha	600 B	12	13:44.442	57.824	8.183	1:06.363	78.984	76.293	6
9	115	Keith Warren	KTM	690 C	12	13:45.464	58.846	1.022	1:07.177	78.027	76.199	9
10	56	Steve Bradbury	Aprilia	1000 A	12	13:45.529	58.911	0.065	1:07.039	78.187	76.193	11
11	66	Jason Markham	Yamaha	350 C	12	13:46.911	1:00.293	1.382	1:07.746	77.371	76.065	15
12	98	Robert Pragnell	Suzuki	600 B	11	12:47.910	1 Lap	1 Lap	1:07.449	77.712	75.084	13
13	63	Bob Docker	Suzuki	600 B	11	12:48.705	1 Lap	0.795	1:07.644	77.488	75.006	10
14	54	Brent Millage	Yamaha	600 A	11	12:56.221	1 Lap	7.516	1:08.286	76.760	74.280	12
15	177	Gary Paul	KTM	660 C	11	12:59.114	1 Lap	2.893	1:09.242	75.700	74.004	14
16	133	Richard Blunt	Honda	500	11	13:00.618	1 Lap	1.504	1:09.619	75.290	73.861	0
17	45	Andrew Castle	Honda	600 B	10	12:47.115	2 Laps	1 Lap	1:14.520	70.338	68.329	16
Not classified												
DNF	8	Mark Lumb	Ducati	748 B	9	11:38.748	DNF		1:15.282	69.626	67.513	17

B
A, C

Margin of Victory	Avg. Speed	Best Lap Tm	Best Spd	Best Lap by
3.559	82.048	1:02.523	83.835	33 - Andy Denyer

Chief of Timing and Scoring

Race Director

Weather / Track : (Bright / Dry)

Reults @ www.sportstimeservices.com





Thundersport GB Rounds 13 and 14

Lapchart

LMB Streetfighters

Pembrey 1.456 Miles

Race 12

28/08/2011 14:28

Race started at 14:28:46

Competitors

	Laps												
	0	1	2	3	4	5	6	7	8	9	10	11	12
Andy Denyer (33)	1	33	40	40	40	40	40	40	40	40	40	40	40
Keith Smith (40)	2	40	30	30	30	30	30	33	33	33	33	33	33
Mick Riddle (44)	3	44	32	44	44	33	33	33	30	30	30	30	30
Barry Utting (30)	4	30	44	33	33	44	44	44	44	44	44	44	44
Adam Palfreman (32)	5	32	77	32	32	32	32	32	32	32	32	32	32
Brad Davey (14)	6	14	33	35	35	35	35	35	35	35	35	35	35
Tony Hughes (35)	7	35	35	14	14	14	14	14	14	14	14	14	14
Nigel Davis (77)	8	77	14	56	56	56	56	56	56	56	56	115	77
Keith Warren (115)	9	115	115	115	115	115	115	115	66	115	115	77	115
Steve Bradbury (56)	10	56	56	66	66	66	66	66	115	66	66	56	56
Bob Docker (63)	11	63	66	177	177	98	77	77	77	77	77	66	66
Mark Lumb (8)	12	8	133	133	133	77	98	98	98	98	98	98	98
Brent Millage (54)	13	54	177	54	98	177	177	63	63	63	63	63	63
Gary Paul (177)	14	177	54	63	54	133	63	177	177	177	54	54	54
Robert Pragnell (98)	15	98	63	98	77	54	133	133	133	54	177	177	177
Richard Blunt (133)	16	133	98	77	63	63	54	54	54	133	133	133	133
Jason Markham (66)	17	66	8	8	45	45	45	45	45	45	45	45	45
Andrew Castle (45)	18	45	45	45	8	8	8	8	8	8	8	8	8

Chief of Timing and Scoring

Race Director

Weather / Track : (Bright / Dry)

Reults @ www.sportstimingservices.com

Printed: 28/08/2011 14:53:22





Thundersport GB Rounds 13 and 14

LMB Streetfighters

Pembrey 1.456 Miles

Race 12

28/08/2011 14:28

Race started at 14:28:46

Lap	Lap Tm	Diff	Time of Day
(40) Keith Smith			
1	1:10.180	+7.579	14:29:56.341
2	1:02.968	+0.367	14:30:59.309
3	1:03.427	+0.826	14:32:02.736
4	1:03.588	+0.987	14:33:06.324
5	1:03.437	+0.836	14:34:09.761
6	1:02.601		14:35:12.362
7	1:03.216	+0.615	14:36:15.578
8	1:03.157	+0.556	14:37:18.735
9	1:02.985	+0.384	14:38:21.720
10	1:03.097	+0.496	14:39:24.817
11	1:03.412	+0.811	14:40:28.229
12	1:04.392	+1.791	14:41:32.621

Lap	Lap Tm	Diff	Time of Day
(33) Andy Denyer			
1	1:13.590	+11.067	14:29:59.593
2	1:02.894	+0.371	14:31:02.487
3	1:03.452	+0.929	14:32:05.939
4	1:03.004	+0.481	14:33:08.943
5	1:02.962	+0.439	14:34:11.905
6	1:02.523		14:35:14.428
7	1:03.673	+1.150	14:36:18.101
8	1:03.111	+0.588	14:37:21.212
9	1:03.154	+0.631	14:38:24.366
10	1:03.025	+0.502	14:39:27.391
11	1:04.789	+2.266	14:40:32.180
12	1:04.000	+1.477	14:41:36.180

Lap	Lap Tm	Diff	Time of Day
(30) Barry Utting			
1	1:07.333	+4.315	14:29:57.235
2	1:03.331	+0.313	14:31:00.566
3	1:03.018		14:32:03.584
4	1:03.762	+0.744	14:33:07.346
5	1:03.204	+0.186	14:34:10.550
6	1:03.524	+0.506	14:35:14.074
7	1:04.307	+1.289	14:36:18.381
8	1:03.982	+0.964	14:37:22.363
9	1:03.653	+0.635	14:38:26.016
10	1:03.520	+0.502	14:39:29.536
11	1:03.749	+0.731	14:40:33.285
12	1:04.051	+1.033	14:41:37.336

Lap	Lap Tm	Diff	Time of Day
(44) Mick Riddle			
1	1:08.593	+5.766	14:29:58.437
2	1:03.120	+0.293	14:31:01.557
3	1:04.038	+1.211	14:32:05.595
4	1:03.739	+0.912	14:33:09.334
5	1:03.399	+0.572	14:34:12.733
6	1:02.827		14:35:15.560
7	1:04.481	+1.654	14:36:20.041
8	1:03.162	+0.335	14:37:23.203
9	1:03.097	+0.270	14:38:26.300
10	1:03.465	+0.638	14:39:29.765
11	1:04.582	+1.755	14:40:34.347
12	1:04.302	+1.475	14:41:38.649

Lap	Lap Tm	Diff	Time of Day
(32) Adam Palfreman			
1	1:08.099	+3.444	14:29:58.370
2	1:04.655		14:31:03.025
3	1:04.898	+0.243	14:32:07.923

Lap	Lap Tm	Diff	Time of Day
4	1:05.020	+0.365	14:33:12.943
5	1:05.324	+0.669	14:34:18.267
6	1:05.121	+0.466	14:35:23.388
7	1:06.285	+1.630	14:36:29.673
8	1:05.729	+1.074	14:37:35.402
9	1:05.370	+0.715	14:38:40.772
10	1:04.982	+0.327	14:39:45.754
11	1:05.378	+0.723	14:40:51.132
12	1:05.240	+0.585	14:41:56.372

Lap	Lap Tm	Diff	Time of Day
(35) Tony Hughes			
1	1:09.339	+3.665	14:30:00.159
2	1:06.388	+0.714	14:31:06.547
3	1:05.718	+0.044	14:32:12.265
4	1:05.674		14:33:17.939
5	1:06.651	+0.977	14:34:24.590
6	1:06.038	+0.364	14:35:30.628
7	1:06.976	+1.302	14:36:37.604
8	1:06.716	+1.042	14:37:44.320
9	1:07.167	+1.493	14:38:51.487
10	1:08.830	+3.156	14:40:00.317
11	1:07.346	+1.672	14:41:07.663
12	1:12.526	+6.852	14:42:20.189

Lap	Lap Tm	Diff	Time of Day
(14) Brad Davey			
1	1:10.717	+3.798	14:30:01.321
2	1:06.919		14:31:08.240
3	1:07.160	+0.241	14:32:15.400
4	1:07.439	+0.520	14:33:22.839
5	1:07.175	+0.256	14:34:30.014
6	1:07.339	+0.420	14:35:37.353
7	1:07.481	+0.562	14:36:44.834
8	1:07.212	+0.293	14:37:52.046
9	1:07.504	+0.585	14:38:59.550
10	1:07.443	+0.524	14:40:06.993
11	1:07.857	+0.938	14:41:14.850
12	1:07.412	+0.493	14:42:22.262

Lap	Lap Tm	Diff	Time of Day
(77) Nigel Davis			
1	1:08.468	+2.105	14:29:59.338
2	1:18.713	+12.350	14:31:18.051
3	1:09.948	+3.585	14:32:27.999
4	1:07.021	+0.658	14:33:35.020
5	1:07.287	+0.924	14:34:42.307
6	1:06.914	+0.551	14:35:49.221
7	1:06.617	+0.254	14:36:55.838
8	1:06.372	+0.009	14:38:02.210
9	1:06.363		14:39:08.573
10	1:07.934	+1.571	14:40:16.507
11	1:07.438	+1.075	14:41:23.945
12	1:06.500	+0.137	14:42:30.445

Lap	Lap Tm	Diff	Time of Day
(115) Keith Warren			
1	1:11.139	+3.962	14:30:02.192
2	1:08.667	+1.490	14:31:10.859
3	1:08.247	+1.070	14:32:19.106
4	1:08.157	+0.980	14:33:27.263
5	1:07.713	+0.536	14:34:34.976
6	1:08.506	+1.329	14:35:43.482
7	1:07.542	+0.365	14:36:51.024
8	1:09.056	+1.879	14:38:00.080

Lap	Lap Tm	Diff	Time of Day
9	1:07.177		14:39:07.257
10	1:08.445	+1.268	14:40:15.702
11	1:07.960	+0.783	14:41:23.662
12	1:07.805	+0.628	14:42:31.467

Lap	Lap Tm	Diff	Time of Day
(56) Steve Bradbury			
1	1:11.000	+3.961	14:30:02.341
2	1:07.697	+0.658	14:31:10.038
3	1:07.829	+0.790	14:32:17.867
4	1:08.297	+1.258	14:33:26.164
5	1:08.224	+1.185	14:34:34.388
6	1:08.147	+1.108	14:35:42.535
7	1:07.818	+0.779	14:36:50.353
8	1:08.289	+1.250	14:37:58.642
9	1:07.961	+0.922	14:39:06.603
10	1:08.699	+1.660	14:40:15.302
11	1:09.191	+2.152	14:41:24.493
12	1:07.039		14:42:31.532

Lap	Lap Tm	Diff	Time of Day
(66) Jason Markham			
1	1:11.770	+4.024	14:30:03.833
2	1:08.393	+0.647	14:31:12.226
3	1:07.979	+0.233	14:32:20.205
4	1:07.843	+0.097	14:33:28.048
5	1:07.901	+0.155	14:34:35.949
6	1:07.800	+0.054	14:35:43.749
7	1:07.759	+0.013	14:36:51.508
8	1:08.483	+0.737	14:37:59.991
9	1:07.746		14:39:07.737
10	1:08.750	+1.004	14:40:16.487
11	1:08.552	+0.806	14:41:25.039
12	1:07.875	+0.129	14:42:32.914

Lap	Lap Tm	Diff	Time of Day
(98) Robert Pragnell			
1	1:15.567	+8.118	14:30:07.462
2	1:10.318	+2.869	14:31:17.780
3	1:09.100	+1.651	14:32:26.880
4	1:07.506	+0.057	14:33:34.386
5	1:08.835	+1.386	14:34:43.221
6	1:07.449		14:35:50.670
7	1:09.214	+1.765	14:36:59.884
8	1:08.425	+0.976	14:38:08.309
9	1:08.425	+0.976	14:39:16.734
10	1:08.386	+0.937	14:40:25.120
11	1:08.793	+1.344	14:41:33.913

Lap	Lap Tm	Diff	Time of Day
(63) Bob Docker			
1	1:15.424	+7.780	14:30:06.921
2	1:10.579	+2.935	14:31:17.500
3	1:11.001	+3.357	14:32:28.501
4	1:09.077	+1.433	14:33:37.578
5	1:08.367	+0.723	14:34:45.945
6	1:07.686	+0.042	14:35:53.631
7	1:07.948	+0.304	14:37:01.579
8	1:07.809	+0.165	14:38:09.388
9	1:07.644		14:39:17.032
10	1:09.272	+1.628	14:40:26.304
11	1:08.404	+0.760	14:41:34.708

Lap	Lap Tm	Diff	Time of Day
(54) Brent Millage			
1	1:14.795	+6.509	14:30:06.611

Chief of Timing and Scoring

Race Director

Weather / Track : (Bright / Dry)

Reults @ www.sportstimingservices.com

Printed: 28/08/2011 14:51:47





Thundersport GB Rounds 13 and 14

LMB Streetfighters

Pembrey 1.456 Miles

Race 12

28/08/2011 14:28

Race started at 14:28:46

Lap	Lap Tm	Diff	Time of Day
2	1:10.405	+2.119	14:31:17.016
3	1:10.858	+2.572	14:32:27.874
4	1:09.513	+1.227	14:33:37.387
5	1:09.779	+1.493	14:34:47.166
6	1:09.229	+0.943	14:35:56.395
7	1:10.056	+1.770	14:37:06.451
8	1:08.286		14:38:14.737
9	1:08.578	+0.292	14:39:23.315
10	1:09.092	+0.806	14:40:32.407
11	1:09.817	+1.531	14:41:42.224

(177) Gary Paul

1	1:14.081	+4.839	14:30:05.963
2	1:10.346	+1.104	14:31:16.309
3	1:09.927	+0.685	14:32:26.236
4	1:09.694	+0.452	14:33:35.930
5	1:09.242		14:34:45.172
6	1:09.720	+0.478	14:35:54.892
7	1:09.286	+0.044	14:37:04.178
8	1:10.490	+1.248	14:38:14.668
9	1:09.594	+0.352	14:39:24.262
10	1:10.207	+0.965	14:40:34.469
11	1:10.648	+1.406	14:41:45.117

(133) Richard Blunt

1	1:13.495	+3.876	14:30:05.556
2	1:10.972	+1.353	14:31:16.528
3	1:09.913	+0.294	14:32:26.441
4	1:09.866	+0.247	14:33:36.307
5	1:09.699	+0.080	14:34:46.006
6	1:09.619		14:35:55.625
7	1:10.471	+0.852	14:37:06.096
8	1:09.932	+0.313	14:38:16.028
9	1:09.995	+0.376	14:39:26.023
10	1:09.958	+0.339	14:40:35.981
11	1:10.640	+1.021	14:41:46.621

(45) Andrew Castle

1	1:19.107	+4.587	14:30:11.688
2	1:14.520		14:31:26.208
3	1:14.732	+0.212	14:32:40.940
4	1:15.584	+1.064	14:33:56.524
5	1:14.942	+0.422	14:35:11.466
6	1:16.676	+2.156	14:36:28.142
7	1:16.101	+1.581	14:37:44.243
8	1:16.472	+1.952	14:39:00.715
9	1:15.961	+1.441	14:40:16.676
10	1:16.442	+1.922	14:41:33.118

(8) Mark Lumb

1	1:18.708	+3.426	14:30:10.429
2	1:15.282		14:31:25.711
3	1:15.978	+0.696	14:32:41.689
4	1:15.433	+0.151	14:33:57.122
5	1:15.521	+0.239	14:35:12.643
6	1:18.723	+3.441	14:36:31.366
7	1:17.101	+1.819	14:37:48.467
8	1:17.880	+2.598	14:39:06.347
9	1:18.404	+3.122	14:40:24.751

Lap Lap Tm Diff Time of Day

Lap Lap Tm Diff Time of Day

Chief of Timing and Scoring

Race Director

Weather / Track : (Bright / Dry)

Reults @ www.sportstimingservices.com

Printed: 28/08/2011 14:51:47





Thundersport GB Rounds 13 and 14

Sorted on Best Lap time

Morello Services GP1 & Superstock

Pembrey 1.456 Miles

Qualifying

27/08/2011 10:43

Practice started at 10:43:44

Pos	No.	Name	Bike	CC	Best Tm	Best Spd	Gap	Diff - Ldr.	In Lap	2nd Best
1	2	Peter Baker	Suzuki	1000	59.160	88.600			16	59.203
2	99	Michael Robertson	Kawasaki	1000S	59.479	88.125	0.319	0.319	14	59.485
3	30	Ian Mackman	Suzuki	1000S	59.591	87.960	0.112	0.431	16	59.676
4	111	Alex Heaton	Ducati	1198S	1:00.194	87.078	0.603	1.034	16	1:00.217
5	77	Lee Reveley	Ducati	1098T	1:00.515	86.617	0.321	1.355	12	1:00.682
6	21	Chris Barnes	Honda	1000S	1:00.680	86.381	0.165	1.520	11	1:00.863
7	46	Greg Lewis	Yamaha	1000	1:00.985	85.949	0.305	1.825	14	1:01.018
8	86	Paul Shook	Kawasaki	1000	1:01.038	85.874	0.053	1.878	6	1:01.620
9	12	Tony Rainford	Yamaha	1000	1:01.636	85.041	0.598	2.476	11	1:01.691
10	138	Michael Blank	Kawasaki	1000S	1:01.680	84.981	0.044	2.520	7	1:02.203
11	157	Angelo DeRosa	Suzuki	1000S	1:01.734	84.906	0.054	2.574	9	1:01.767
12	63	Kevin Davies	Suzuki	1000S	1:01.814	84.796	0.080	2.654	4	1:02.076
13	84	Dave Twyford	Yamaha	1000S	1:03.042	83.145	1.228	3.882	8	1:03.059
14	18	Tom Webb	Suzuki	1000S	1:03.481	82.570	0.439	4.321	14	1:03.522
15	72	Shay Burton	BMW	1000S	1:03.482	82.568	0.001	4.322	14	1:03.560
16	41	Colin Thompson	BMW	1000S	1:03.575	82.448	0.093	4.415	14	1:03.624
17	22	Lee Powell	Aprilia	1000T	1:05.891	79.550	2.316	6.731	16	1:05.993
18	280	Stephen Foster	Honda	1000	1:09.429	75.496	3.538	10.269	13	1:09.671
19	51	Charlie Flett	Ducati	1098T	1:09.534	75.382	0.105	10.374	3	1:09.940

Chief of Timing and Scoring

Race Director

Weather / Track : Cloudy / Dry

Reults @ www.sportstimingservices.com

Printed: 27/08/2011 11:05:07





Thundersport GB Rounds 13 and 14

Morello Services GP1 & Superstock

Pembrey 1.456 Miles

Race 7 (Superpole)

27/08/2011

Race

POLE POSITION

1	1 2	2 99	3 30	4 111
2	5 77	6 21	7 46	8 86
3	9 12	10 138	11 157	12 63
4	13 84	14 18	15 72	16 41
5	17 22	18 280	19 51	

Chief of Timing and Scoring

Race Director

Weather / Track :

Reults @ www.sportstimingservices.com

Printed: 27/08/2011 11:06:59





Thundersport GB Rounds 13 and 14

Sorted on Laps

Morello Services GP1 & Superstock

Pembrey 1.456 Miles

Race 7 (Superpole)

27/08/2011 14:41

Race started at 14:41:09

Pos	No.	Name	Bike	CC	Laps	Total Tm	Diff	Gap	Best Tm	Best Spd	Avg. Spd	Start Pos
1	99	Michael Robertson	Kawasaki	1000S	18	18:01.233			59.180	88.570	87.260	2
2	2	Peter Baker	Suzuki	1000	18	18:04.788	3.555	3.555	59.312	88.373	86.974	1
3	30	Ian Mackman	Suzuki	1000S	18	18:10.828	9.595	6.040	59.815	87.630	86.493	3
4	21	Chris Barnes	Honda	1000S	18	18:16.147	14.914	5.319	1:00.284	86.948	86.073	6
5	111	Alex Heaton	Ducati	1198S	18	18:16.515	15.282	0.368	1:00.127	87.175	86.044	4
6	86	Paul Shook	Kawasaki	1000	18	18:24.008	22.775	7.493	1:00.532	86.592	85.460	8
7	46	Greg Lewis	Yamaha	1000	18	18:24.651	23.418	0.643	1:00.385	86.803	85.411	7
8	77	Lee Reveley	Ducati	1098T	18	18:24.794	23.561	0.143	1:00.496	86.644	85.399	5
9	138	Michael Blank	Kawasaki	1000S	18	18:30.485	29.252	5.691	1:00.396	86.787	84.962	10
10	157	Angelo DeRosa	Suzuki	1000S	18	18:41.973	40.740	11.488	1:01.070	85.829	84.092	11
11	12	Tony Rainford	Yamaha	1000	18	18:54.250	53.017	12.277	1:02.178	84.300	83.182	9
12	84	Dave Twyford	Yamaha	1000S	18	18:55.106	53.873	0.856	1:01.964	84.591	83.119	13
13	63	Kevin Davies	Suzuki	1000S	18	18:59.230	57.997	4.124	1:02.113	84.388	82.818	12
14	41	Colin Thompson	BMW	1000S	18	19:00.512	59.279	1.282	1:02.274	84.170	82.725	16
15	72	Shay Burton	BMW	1000S	17	18:07.125	1 Lap	1 Lap	1:02.341	84.079	81.966	15
16	280	Stephen Foster	Honda	1000	15	18:01.572	3 Laps	2 Laps	1:09.360	75.571	72.694	18
17	51	Charlie Flett	Ducati	1098T	15	18:05.174	3 Laps	3.602	1:10.155	74.715	72.453	19
Not classified												
DNF	18	Tom Webb	Suzuki	1000S	10	11:08.886	DNF		1:04.045	81.842	78.363	14
DNF	22	Lee Powell	Aprilia	1000T	1	1:12.735	DNF		1:09.590	75.321	72.064	17

Margin of Victory	Avg. Speed	Best Lap Tm	Best Spd	Best Lap by
3.555	87.260	59.180	88.570	99 - Michael Robertson

Chief of Timing and Scoring

Race Director

Weather / Track : (Cloudy / Dry)

Reults @ www.sportstimeservices.com





Thundersport GB Rounds 13 and 14

Lapchart

Morello Services GP1 & Superstock

Pembrey 1.456 Miles

Race 7 (Superpole)

27/08/2011 14:41

Race started at 14:41:09

Competitors

	Laps																		
	0	1	2	3	4	5	6	7	8	9	10	11	12	13	14	15	16	17	18
Michael Robertson (99)	1	99	99	99	99	99	99	99	99	99	99	99	2	2	99	99	99	99	99
Peter Baker (2)	2	2	111	30	30	2	2	2	2	2	2	2	99	99	2	2	2	2	2
Ian Mackman (30)	3	30	30	2	2	30	30	30	30	30	30	30	30	30	30	30	30	30	30
Alex Heaton (111)	4	111	2	111	111	111	111	111	111	111	111	111	111	111	111	111	111	111	21
Chris Barnes (21)	5	21	21	21	21	21	21	21	21	21	21	21	21	21	21	21	21	21	111
Lee Reveley (77)	6	77	77	77	77	77	77	77	77	77	77	77	86	86	86	86	86	86	86
Tony Rainford (12)	7	12	86	86	86	86	86	86	46	46	46	77	77	46	77	77	77	77	46
Greg Lewis (46)	8	46	46	46	46	46	46	46	86	86	86	46	46	77	46	46	46	46	77
Paul Shook (86)	9	86	12	12	12	157	157	157	157	157	157	138	138	138	138	138	138	138	138
Michael Blank (138)	10	138	138	138	157	12	138	138	138	138	138	157	157	157	157	157	157	157	157
Tom Webb (18)	11	18	157	157	138	138	12	12	12	12	12	84	12	12	12	12	12	12	12
Angelo DeRosa (157)	12	157	18	84	84	84	84	84	84	84	84	12	84	84	84	84	84	84	84
Kevin Davies (63)	13	63	84	41	41	41	41	41	41	41	41	41	41	41	41	41	41	41	63
Dave Twyford (84)	14	84	63	18	18	63	63	63	63	63	63	63	63	63	63	63	63	63	41
Colin Thompson (41)	15	41	41	72	72	18	18	72	72	72	72	72	72	72	72	72	72	72	72
Shay Burton (72)	16	72	72	63	63	72	72	18	18	18	18	18	51	280	280	280	280		
Lee Powell (22)	17	22	22	51	51	51	51	51	51	51	51	51	280	51	51	51	51		
Charlie Flett (51)	18	51	51	280	280	280	280	280	280	280	280	280							
Stephen Foster (280)	19	280	280																

Chief of Timing and Scoring

Race Director

Weather / Track : (Cloudy / Dry)

Reults @ www.sportstimingservices.com

Printed: 27/08/2011 15:05:16





Thundersport GB Rounds 13 and 14

Morello Services GP1 & Superstock

Pembrey 1.456 Miles

Race 7 (Superpole)

27/08/2011 14:41

Race started at 14:41:09

Lap	Lap Tm	Diff	Time of Day
(99) Michael Robertson			
1	1:05.168	+5.988	14:42:15.002
2	59.893	+0.713	14:43:14.895
3	59.793	+0.613	14:44:14.688
4	59.851	+0.671	14:45:14.539
5	1:00.021	+0.841	14:46:14.560
6	59.960	+0.780	14:47:14.520
7	59.754	+0.574	14:48:14.274
8	59.657	+0.477	14:49:13.931
9	59.754	+0.574	14:50:13.685
10	59.630	+0.450	14:51:13.315
11	59.686	+0.506	14:52:13.001
12	1:00.005	+0.825	14:53:13.006
13	59.473	+0.293	14:54:12.479
14	59.906	+0.726	14:55:12.385
15	59.360	+0.180	14:56:11.745
16	59.180		14:57:10.925
17	59.878	+0.698	14:58:10.803
18	1:00.264	+1.084	14:59:11.067

(2) Peter Baker			
1	1:04.905	+5.593	14:42:15.476
2	1:00.322	+1.010	14:43:15.798
3	1:00.159	+0.847	14:44:15.957
4	59.312		14:45:15.269
5	59.407	+0.095	14:46:14.676
6	1:00.064	+0.752	14:47:14.740
7	59.630	+0.318	14:48:14.370
8	59.711	+0.399	14:49:14.081
9	59.614	+0.302	14:50:13.695
10	59.740	+0.428	14:51:13.435
11	59.662	+0.350	14:52:13.097
12	59.624	+0.312	14:53:12.721
13	59.584	+0.272	14:54:12.305
14	1:00.357	+1.045	14:55:12.662
15	59.378	+0.066	14:56:12.040
16	59.907	+0.595	14:57:11.947
17	1:01.434	+2.122	14:58:13.381
18	1:01.241	+1.929	14:59:14.622

(30) Ian Mackman			
1	1:04.697	+4.882	14:42:15.379
2	1:00.227	+0.412	14:43:15.606
3	1:00.263	+0.448	14:44:15.869
4	1:00.530	+0.715	14:45:16.399
5	1:00.229	+0.414	14:46:16.628
6	59.912	+0.097	14:47:16.540
7	1:00.223	+0.408	14:48:16.763
8	1:00.144	+0.329	14:49:16.907
9	59.815		14:50:16.722
10	1:00.257	+0.442	14:51:16.979
11	1:00.221	+0.406	14:52:17.200
12	1:00.857	+1.042	14:53:18.057
13	1:00.156	+0.341	14:54:18.213
14	1:00.236	+0.421	14:55:18.449
15	1:00.273	+0.458	14:56:18.722
16	1:00.433	+0.618	14:57:19.155
17	1:01.003	+1.188	14:58:20.158
18	1:00.504	+0.689	14:59:20.662

Lap	Lap Tm	Diff	Time of Day
(21) Chris Barnes			
1	1:04.656	+4.372	14:42:15.919
2	1:00.795	+0.511	14:43:16.714
3	1:00.327	+0.043	14:44:17.041
4	1:00.324	+0.040	14:45:17.365
5	1:00.331	+0.047	14:46:17.696
6	1:00.599	+0.315	14:47:18.295
7	1:00.479	+0.195	14:48:18.774
8	1:00.469	+0.185	14:49:19.243
9	1:00.404	+0.120	14:50:19.647
10	1:00.600	+0.316	14:51:20.247
11	1:00.318	+0.034	14:52:20.565
12	1:00.659	+0.375	14:53:21.224
13	1:01.409	+1.125	14:54:22.633
14	1:00.524	+0.240	14:55:23.157
15	1:00.822	+0.538	14:56:23.979
16	1:00.300	+0.016	14:57:24.279
17	1:00.284		14:58:24.563
18	1:01.418	+1.134	14:59:25.981

(111) Alex Heaton			
1	1:04.385	+4.258	14:42:15.250
2	1:01.190	+1.063	14:43:16.440
3	1:00.240	+0.113	14:44:16.680
4	1:00.258	+0.131	14:45:16.938
5	1:00.127		14:46:17.065
6	1:00.405	+0.278	14:47:17.470
7	1:00.204	+0.077	14:48:17.674
8	1:00.564	+0.437	14:49:18.238
9	1:00.240	+0.113	14:50:18.478
10	1:01.057	+0.930	14:51:19.535
11	1:00.696	+0.569	14:52:20.231
12	1:00.775	+0.648	14:53:21.006
13	1:01.466	+1.339	14:54:22.472
14	1:00.475	+0.348	14:55:22.947
15	1:00.524	+0.397	14:56:23.471
16	1:00.690	+0.563	14:57:24.161
17	1:00.234	+0.107	14:58:24.395
18	1:01.954	+1.827	14:59:26.349

(86) Paul Shook			
1	1:05.061	+4.529	14:42:16.666
2	1:00.965	+0.433	14:43:17.631
3	1:00.868	+0.336	14:44:18.499
4	1:01.284	+0.752	14:45:19.783
5	1:00.564	+0.032	14:46:20.347
6	1:00.738	+0.206	14:47:21.085
7	1:01.327	+0.795	14:48:22.412
8	1:01.035	+0.503	14:49:23.447
9	1:00.884	+0.352	14:50:24.331
10	1:01.033	+0.501	14:51:25.364
11	1:01.258	+0.726	14:52:26.622
12	1:00.532		14:53:27.154
13	1:01.328	+0.796	14:54:28.482
14	1:01.133	+0.601	14:55:29.615
15	1:00.876	+0.344	14:56:30.491
16	1:01.098	+0.566	14:57:31.589
17	1:01.136	+0.604	14:58:32.725
18	1:01.117	+0.585	14:59:33.842

(46) Greg Lewis			
------------------------	--	--	--

Lap	Lap Tm	Diff	Time of Day
(77) Lee Reveley			
1	1:05.351	+4.966	14:42:16.950
2	1:01.534	+1.149	14:43:18.484
3	1:00.832	+0.447	14:44:19.316
4	1:00.883	+0.498	14:45:20.199
5	1:00.863	+0.478	14:46:21.062
6	1:00.489	+0.104	14:47:21.551
7	1:01.096	+0.711	14:48:22.647
8	1:00.704	+0.319	14:49:23.351
9	1:00.860	+0.475	14:50:24.211
10	1:01.055	+0.670	14:51:25.266
11	1:01.853	+1.468	14:52:27.119
12	1:01.239	+0.854	14:53:28.358
13	1:02.232	+1.847	14:54:30.590
14	1:01.484	+1.099	14:55:32.074
15	1:00.477	+0.092	14:56:32.551
16	1:00.446	+0.061	14:57:32.997
17	1:00.385		14:58:33.382
18	1:01.103	+0.718	14:59:34.485

(138) Michael Blank			
1	1:05.279	+4.783	14:42:16.549
2	1:00.657	+0.161	14:43:17.206
3	1:01.225	+0.729	14:44:18.431
4	1:00.763	+0.267	14:45:19.194
5	1:00.642	+0.146	14:46:19.836
6	1:00.829	+0.333	14:47:20.665
7	1:01.397	+0.901	14:48:22.062
8	1:01.036	+0.540	14:49:23.098
9	1:00.903	+0.407	14:50:24.001
10	1:01.087	+0.591	14:51:25.088
11	1:01.750	+1.254	14:52:26.838
12	1:01.368	+0.872	14:53:28.206
13	1:02.485	+1.989	14:54:30.691
14	1:00.729	+0.233	14:55:31.420
15	1:00.567	+0.071	14:56:31.987
16	1:00.496		14:57:32.483
17	1:00.644	+0.148	14:58:33.127
18	1:01.501	+1.005	14:59:34.628

(157) Angelo DeRosa			
1	1:06.202	+5.806	14:42:17.899
2	1:02.554	+2.158	14:43:20.453
3	1:02.927	+2.531	14:44:23.380
4	1:03.112	+2.716	14:45:26.492
5	1:01.982	+1.586	14:46:28.474
6	1:00.748	+0.352	14:47:29.222
7	1:01.402	+1.006	14:48:30.624
8	1:01.316	+0.920	14:49:31.940
9	1:01.042	+0.646	14:50:32.982
10	1:01.040	+0.644	14:51:34.022
11	1:00.396		14:52:34.418
12	1:00.643	+0.247	14:53:35.061
13	1:00.572	+0.176	14:54:35.633
14	1:02.278	+1.882	14:55:37.911
15	1:00.545	+0.149	14:56:38.456
16	1:00.542	+0.146	14:57:38.998
17	1:00.580	+0.184	14:58:39.578
18	1:00.741	+0.345	14:59:40.319

(157) Angelo DeRosa			
1	1:05.967	+4.897	14:42:18.129

Chief of Timing and Scoring

Race Director

Weather / Track : (Cloudy / Dry)

Reults @ www.sportstimingservices.com





Thundersport GB Rounds 13 and 14

Morello Services GP1 & Superstock

Pembrey 1.456 Miles

Race 7 (Superpole)

27/08/2011 14:41

Race started at 14:41:09

Lap	Lap Tm	Diff	Time of Day	Lap	Lap Tm	Diff	Time of Day	Lap	Lap Tm	Diff	Time of Day
2	1:02.470	+1.400	14:43:20.599	3	1:04.212	+2.099	14:44:30.717	5	1:13.346	+3.986	14:47:20.044
3	1:02.609	+1.539	14:44:23.208	4	1:03.348	+1.235	14:45:34.065	6	1:11.678	+2.318	14:48:31.722
4	1:01.455	+0.385	14:45:24.663	5	1:02.192	+0.079	14:46:36.257	7	1:11.371	+2.011	14:49:43.093
5	1:01.715	+0.645	14:46:26.378	6	1:02.402	+0.289	14:47:38.659	8	1:11.270	+1.910	14:50:54.363
6	1:01.070		14:47:27.448	7	1:02.134	+0.021	14:48:40.793	9	1:11.566	+2.206	14:52:05.929
7	1:01.692	+0.622	14:48:29.140	8	1:02.563	+0.450	14:49:43.356	10	1:12.795	+3.435	14:53:18.724
8	1:01.493	+0.423	14:49:30.633	9	1:03.051	+0.938	14:50:46.407	11	1:13.345	+3.985	14:54:32.069
9	1:02.285	+1.215	14:50:32.918	10	1:02.403	+0.290	14:51:48.810	12	1:09.360		14:55:41.429
10	1:02.149	+1.079	14:51:35.067	11	1:02.113		14:52:50.923	13	1:09.751	+0.391	14:56:51.180
11	1:02.355	+1.285	14:52:37.422	12	1:02.350	+0.237	14:53:53.273	14	1:09.522	+0.162	14:58:00.702
12	1:01.588	+0.518	14:53:39.010	13	1:02.394	+0.281	14:54:55.667	15	1:10.704	+1.344	14:59:11.406
13	1:02.047	+0.977	14:54:41.057	14	1:02.498	+0.385	14:55:58.165	(51) Charlie Flett			
14	1:02.531	+1.461	14:55:43.588	15	1:02.232	+0.119	14:57:00.397	1	1:12.397	+2.242	14:42:25.554
15	1:02.164	+1.094	14:56:45.752	16	1:03.001	+0.888	14:58:03.398	2	1:10.834	+0.679	14:43:36.388
16	1:01.919	+0.849	14:57:47.671	17	1:03.317	+1.204	14:59:06.715	3	1:10.350	+0.195	14:44:46.738
17	1:02.000	+0.930	14:58:49.671	18	1:02.349	+0.236	15:00:09.064	4	1:11.788	+1.633	14:45:58.526
18	1:02.136	+1.066	14:59:51.807	(41) Colin Thompson				5	1:12.038	+1.883	14:47:10.564
(12) Tony Rainford				1	1:08.042	+5.768	14:42:20.780	6	1:13.671	+3.516	14:48:24.235
1	1:06.111	+3.933	14:42:17.710	2	1:04.822	+2.548	14:43:25.602	7	1:13.543	+3.388	14:49:37.778
2	1:02.336	+0.158	14:43:20.046	3	1:02.620	+0.346	14:44:28.222	8	1:14.117	+3.962	14:50:51.895
3	1:03.014	+0.836	14:44:23.060	4	1:02.745	+0.471	14:45:30.967	9	1:13.597	+3.442	14:52:05.492
4	1:03.231	+1.053	14:45:26.291	5	1:02.274		14:46:33.241	10	1:12.971	+2.816	14:53:18.463
5	1:02.876	+0.698	14:46:29.167	6	1:02.369	+0.095	14:47:35.610	11	1:13.553	+3.398	14:54:32.016
6	1:02.752	+0.574	14:47:31.919	7	1:02.812	+0.538	14:48:38.422	12	1:11.744	+1.589	14:55:43.760
7	1:02.785	+0.607	14:48:34.704	8	1:03.188	+0.914	14:49:41.610	13	1:10.155		14:56:53.915
8	1:03.070	+0.892	14:49:37.774	9	1:02.535	+0.261	14:50:44.145	14	1:10.299	+0.144	14:58:04.214
9	1:02.795	+0.617	14:50:40.569	10	1:03.232	+0.958	14:51:47.377	15	1:10.794	+0.639	14:59:15.008
10	1:02.994	+0.816	14:51:43.563	11	1:02.426	+0.152	14:52:49.803	(18) Tom Webb			
11	1:02.688	+0.510	14:52:46.251	12	1:02.622	+0.348	14:53:52.425	1	1:07.959	+3.914	14:42:20.099
12	1:02.511	+0.333	14:53:48.762	13	1:02.759	+0.485	14:54:55.184	2	1:05.727	+1.682	14:43:25.826
13	1:02.331	+0.153	14:54:51.093	14	1:02.347	+0.073	14:55:57.531	3	1:04.482	+0.437	14:44:30.308
14	1:02.178		14:55:53.271	15	1:02.426	+0.152	14:56:59.957	4	1:04.503	+0.458	14:45:34.811
15	1:02.585	+0.407	14:56:55.856	16	1:03.263	+0.989	14:58:03.220	5	1:04.513	+0.468	14:46:39.324
16	1:02.866	+0.688	14:57:58.722	17	1:04.219	+1.945	14:59:07.439	6	1:04.045		14:47:43.369
17	1:02.361	+0.183	14:59:01.083	18	1:02.907	+0.633	15:00:10.346	7	1:04.648	+0.603	14:48:48.017
18	1:03.001	+0.823	15:00:04.084	(72) Shay Burton				8	1:05.217	+1.172	14:49:53.234
(84) Dave Twyford				1	1:08.240	+5.899	14:42:21.119	9	1:05.407	+1.362	14:50:58.641
1	1:08.069	+6.105	14:42:20.446	2	1:05.127	+2.786	14:43:26.246	10	1:20.079	+16.034	14:52:18.720
2	1:02.794	+0.830	14:43:23.240	3	1:04.381	+2.040	14:44:30.627	(22) Lee Powell			
3	1:02.801	+0.837	14:44:26.041	4	1:04.402	+2.061	14:45:35.029	1	1:09.590		14:42:22.569
4	1:02.308	+0.344	14:45:28.349	5	1:04.484	+2.143	14:46:39.513				
5	1:02.660	+0.696	14:46:31.009	6	1:03.252	+0.911	14:47:42.765				
6	1:02.120	+0.156	14:47:33.129	7	1:02.739	+0.398	14:48:45.504				
7	1:02.529	+0.565	14:48:35.658	8	1:03.120	+0.779	14:49:48.624				
8	1:02.428	+0.464	14:49:38.086	9	1:03.216	+0.875	14:50:51.840				
9	1:02.809	+0.845	14:50:40.895	10	1:03.408	+1.067	14:51:55.248				
10	1:02.559	+0.595	14:51:43.454	11	1:03.303	+0.962	14:52:58.551				
11	1:03.789	+1.825	14:52:47.243	12	1:03.458	+1.117	14:54:02.009				
12	1:01.964		14:53:49.207	13	1:02.835	+0.494	14:55:04.844				
13	1:02.391	+0.427	14:54:51.598	14	1:02.652	+0.311	14:56:07.496				
14	1:02.215	+0.251	14:55:53.813	15	1:02.341		14:57:09.837				
15	1:02.335	+0.371	14:56:56.148	16	1:03.844	+1.503	14:58:13.681				
16	1:03.709	+1.745	14:57:59.857	17	1:03.278	+0.937	14:59:16.959				
17	1:02.631	+0.667	14:59:02.488	(280) Stephen Foster							
18	1:02.452	+0.488	15:00:04.940	1	1:14.840	+5.480	14:42:29.007				
(63) Kevin Davies				2	1:14.140	+4.780	14:43:43.147				
1	1:08.330	+6.217	14:42:20.604	3	1:12.308	+2.948	14:44:55.455				
2	1:05.901	+3.788	14:43:26.505	4	1:11.243	+1.883	14:46:06.698				

Chief of Timing and Scoring

Race Director

Weather / Track : (Cloudy / Dry)

Reults @ www.sportstimingservices.com





Thundersport GB Rounds 13 and 14


Morello Services GP1 & Superstock

Pembrey 1.456 Miles

Race 5 & 13

28/08/2011

Race



POLE POSITION

	1	2	3	4
1	99	2	30	21
2	111	77	46	86
3	12	138	157	63
4	84	18	72	41
5	22	280	51	

Chief of Timing and Scoring

Race Director

Weather / Track :

Reults @ www.sportstimingservices.com

Printed: 27/08/2011 15:07:43





Thundersport GB Rounds 13 and 14

Sorted on Best Lap time

Morello Services GP1 & Superstock

Pembrey 1.456 Miles

Warm up

28/08/2011 09:50

Practice started at 9:50:31

Pos	No.	Name	Bike	CC	Best Tm	Best Spd	Gap	Diff - Ldr.	In Lap	2nd Best
1	2	Peter Baker	Suzuki	1000	59.484	88.118			3	59.727
2	30	Ian Mackman	Suzuki	1000S	1:00.331	86.881	0.847	0.847	3	1:01.076
3	111	Alex Heaton	Ducati	1198S	1:00.944	86.007	0.613	1.460	7	1:01.197
4	46	Greg Lewis	Yamaha	1000	1:01.225	85.612	0.281	1.741	10	1:01.365
5	157	Angelo DeRosa	Suzuki	1000S	1:01.398	85.371	0.173	1.914	7	1:01.481
6	86	Paul Shook	Kawasaki	1000	1:01.598	85.094	0.200	2.114	8	1:01.610
7	21	Chris Barnes	Honda	1000S	1:01.660	85.008	0.062	2.176	4	1:01.766
8	138	Michael Blank	Kawasaki	1000S	1:01.891	84.691	0.231	2.407	4	1:02.423
9	77	Lee Reveley	Ducati	1098T	1:01.969	84.584	0.078	2.485	5	1:02.181
10	12	Tony Rainford	Yamaha	1000	1:02.103	84.402	0.134	2.619	4	1:02.514
11	84	Dave Twyford	Yamaha	1000S	1:02.372	84.038	0.269	2.888	7	1:02.905
12	63	Kevin Davies	Suzuki	1000S	1:02.483	83.888	0.111	2.999	5	1:02.653
13	18	Tom Webb	Suzuki	1000S	1:03.221	82.909	0.738	3.737	5	1:03.447
14	72	Shay Burton	BMW	1000S	1:04.565	81.183	1.344	5.081	6	1:04.673
15	41	Colin Thompson	BMW	1000S	1:05.707	79.772	1.142	6.223	4	1:07.249
16	280	Stephen Foster	Honda	1000	1:09.914	74.972	4.207	10.430	5	1:10.013
17	22	Lee Powell	Aprilia	1000T	1:10.121	74.751	0.207	10.637	3	1:10.967
18	51	Charlie Flett	Ducati	1098T	1:10.993	73.833	0.872	11.509	4	1:11.481

Announcements

No 99 - No Transponder

Chief of Timing and Scoring

Race Director

Weather / Track : (Cloudy / Dry)

Reults @ www.sportstimingservices.com

Printed: 28/08/2011 10:01:48





Thundersport GB Rounds 13 and 14

Sorted on Laps

Morello Services GP1 & Superstock

Pembrey 1.456 Miles

Race 5

28/08/2011 11:22

Race started at 11:22:28

Pos	No.	Name	Bike	CC	Laps	Total Tm	Diff	Gap	Best Tm	Best Spd	Avg. Spd	Start Pos
1	2	Peter Baker	Suzuki	1000	15	14:48.574			58.427	89.712	88.483	2
2	99	Michael Robertson	Kawasaki	1000S	15	14:53.254	4.680	4.680	58.447	89.681	88.020	1
3	21	Chris Barnes	Honda	1000S	15	15:05.965	17.391	12.711	59.467	88.143	86.785	4
4	138	Michael Blank	Kawasaki	1000	15	15:15.140	26.566	9.175	1:00.315	86.904	85.915	10
5	30	Ian Mackman	Suzuki	1000S	15	15:16.328	27.754	1.188	59.334	88.341	85.803	3
6	111	Alex Heaton	Ducati	1198S	15	15:17.507	28.933	1.179	1:00.042	87.299	85.693	5
7	46	Greg Lewis	Yamaha	1000	15	15:18.196	29.622	0.689	1:00.060	87.273	85.629	7
8	157	Angelo DeRosa	Suzuki	1000S	15	15:20.062	31.488	1.866	1:00.173	87.109	85.455	11
9	86	Paul Shook	Kawasaki	1000	15	15:21.598	33.024	1.536	1:00.508	86.627	85.313	8
10	77	Lee Reveley	Ducati	1098T	15	15:25.996	37.422	4.398	1:00.058	87.276	84.907	6
11	12	Tony Rainford	Yamaha	1000	15	15:36.391	47.817	10.395	1:01.621	85.062	83.965	9
12	63	Kevin Davies	Suzuki	1000S	15	15:36.575	48.001	0.184	1:01.438	85.315	83.948	12
13	41	Colin Thompson	BMW	1000S	15	15:39.661	51.087	3.086	1:01.285	85.528	83.673	16
14	72	Shay Burton	BMW	1000S	14	14:51.740	1 Lap	1 Lap	1:01.829	84.776	82.291	15
15	18	Tom Webb	Suzuki	1000S	14	14:58.405	1 Lap	6.665	1:03.088	83.084	81.681	14
16	280	Stephen Foster	Honda	1000	13	15:14.548	2 Laps	1 Lap	1:08.283	76.763	74.508	18
17	51	Charlie Flett	Ducati	1098T	13	15:26.679	2 Laps	12.131	1:09.191	75.756	73.532	19

Not classified

DNF	84	Dave Twyford	Yamaha	1000S		2.772	DNF		-	-		13
-----	----	--------------	--------	-------	--	-------	-----	--	---	---	--	----

Announcements

*** No 30 & 77 - 10 second jump start penalty ***

Margin of Victory	Avg. Speed	Best Lap Tm	Best Spd	Best Lap by
4.680	88.483	58.427	89.712	2 - Peter Baker

Chief of Timing and Scoring

Race Director

Weather / Track : (Bright / Dry)

Reults @ www.sportstimeservices.com



Printed: 28/08/2011 11:53:11



Thundersport GB Rounds 13 and 14

Lapchart

Morello Services GP1 & Superstock

Pembrey 1.456 Miles

Race 5

28/08/2011 11:22

Race started at 11:22:28

Competitors

	Laps															
	0	1	2	3	4	5	6	7	8	9	10	11	12	13	14	15
Peter Baker (2)	1	2	99	99	2	2	2	2	2	2	2	2	2	2	2	2
Michael Robertson (99)	2	99	2	2	99	99	99	99	99	99	99	99	99	99	99	99
Ian Mackman (30)	3	30	30	30	30	30	30	30	30	30	30	30	30	30	21	21
Chris Barnes (21)	4	21	138	21	21	21	21	21	21	21	21	21	21	21	30	30
Lee Reveley (77)	5	77	21	138	138	138	138	138	138	138	138	138	138	138	138	138
Greg Lewis (46)	6	46	86	86	86	86	77	77	77	77	77	77	77	77	77	77
Alex Heaton (111)	7	111	46	46	46	77	46	46	46	111	46	111	111	111	111	111
Paul Shook (86)	8	86	77	77	77	46	86	111	111	46	111	46	46	46	46	46
Tony Rainford (12)	9	12	157	111	111	111	111	86	86	86	86	157	157	157	157	157
Michael Blank (138)	10	138	111	157	157	157	157	157	157	157	86	86	86	86	86	86
Angelo DeRosa (157)	11	157	18	12	12	12	12	12	12	63	63	63	12	12	12	12
Kevin Davies (63)	12	63	12	63	63	63	63	63	63	12	12	12	63	63	63	63
Dave Twyford (84)	13	84	63	18	41	41	41	41	41	41	41	41	41	41	41	41
Tom Webb (18)	14	18	41	41	18	18	18	18	18	18	18	72	72	72	72	72
Colin Thompson (41)	15	41	72	72	72	72	72	72	72	72	18	18	18	18	18	18
Shay Burton (72)	16	72	51	51	51	51	51	51	51	51	280	280	280	280	280	280
Charlie Flett (51)	17	51	280	280	280	280	280	280	280	51	51	51	51	51	51	51
Stephen Foster (280)	18	280														

Chief of Timing and Scoring

Race Director

Weather / Track : (Bright / Dry)

Reults @ www.sportstimingservices.com

Printed: 28/08/2011 12:08:08





Thundersport GB Rounds 13 and 14

Morello Services GP1 & Superstock

Pembrey 1.456 Miles

Race 5

28/08/2011 11:22

Race started at 11:22:28

Lap	Lap Tm	Diff	Time of Day
<u>(2) Peter Baker</u>			
1	1:04.392	+5.965	11:23:33.330
2	58.779	+0.352	11:24:32.109
3	58.427		11:25:30.536
4	58.640	+0.213	11:26:29.176
5	58.702	+0.275	11:27:27.878
6	59.057	+0.630	11:28:26.935
7	59.260	+0.833	11:29:26.195
8	58.875	+0.448	11:30:25.070
9	59.035	+0.608	11:31:24.105
10	58.952	+0.525	11:32:23.057
11	58.681	+0.254	11:33:21.738
12	58.758	+0.331	11:34:20.496
13	59.339	+0.912	11:35:19.835
14	58.699	+0.272	11:36:18.534
15	58.978	+0.551	11:37:17.512

<u>(99) Michael Robertson</u>			
1	1:04.112	+5.665	11:23:33.100
2	58.945	+0.498	11:24:32.045
3	59.182	+0.735	11:25:31.227
4	58.447		11:26:29.674
5	58.810	+0.363	11:27:28.484
6	59.103	+0.656	11:28:27.587
7	58.861	+0.414	11:29:26.448
8	58.936	+0.489	11:30:25.384
9	59.035	+0.588	11:31:24.419
10	59.188	+0.741	11:32:23.607
11	58.943	+0.496	11:33:22.550
12	59.165	+0.718	11:34:21.715
13	59.792	+1.345	11:35:21.507
14	1:00.326	+1.879	11:36:21.833
15	1:00.359	+1.912	11:37:22.192

<u>(21) Chris Barnes</u>			
1	1:04.786	+5.319	11:23:35.081
2	59.467		11:24:34.548
3	59.750	+0.283	11:25:34.298
4	59.682	+0.215	11:26:33.980
5	59.870	+0.403	11:27:33.850
6	59.724	+0.257	11:28:33.574
7	1:00.547	+1.080	11:29:34.121
8	1:00.389	+0.922	11:30:34.510
9	59.845	+0.378	11:31:34.355
10	59.750	+0.283	11:32:34.105
11	1:00.082	+0.615	11:33:34.187
12	59.919	+0.452	11:34:34.106
13	59.718	+0.251	11:35:33.824
14	1:00.357	+0.890	11:36:34.181
15	1:00.722	+1.255	11:37:34.903

<u>(138) Michael Blank</u>			
1	1:03.807	+3.492	11:23:34.911
2	1:00.917	+0.602	11:24:35.828
3	1:00.315		11:25:36.143
4	1:00.556	+0.241	11:26:36.699
5	1:00.560	+0.245	11:27:37.259
6	1:00.677	+0.362	11:28:37.936
7	1:00.502	+0.187	11:29:38.438
8	1:00.631	+0.316	11:30:39.069

9	1:00.631	+0.316	11:31:39.700
10	1:00.807	+0.492	11:32:40.507
11	1:01.222	+0.907	11:33:41.729
12	1:00.557	+0.242	11:34:42.286
13	1:00.551	+0.236	11:35:42.837
14	1:00.560	+0.245	11:36:43.397
15	1:00.681	+0.366	11:37:44.078

<u>(30) Ian Mackman</u>			
1	1:03.825	+4.491	11:23:33.927
2	59.334		11:24:33.261
3	59.410	+0.076	11:25:32.671
4	59.602	+0.268	11:26:32.273
5	59.673	+0.339	11:27:31.946
6	59.951	+0.617	11:28:31.897
7	1:01.090	+1.756	11:29:32.987
8	1:00.021	+0.687	11:30:33.008
9	1:00.368	+1.034	11:31:33.376
10	1:00.493	+1.159	11:32:33.869
11	59.882	+0.548	11:33:33.751
12	1:00.064	+0.730	11:34:33.815
13	1:00.590	+1.256	11:35:34.405
14	1:00.698	+1.364	11:36:35.103
15	1:00.163	+0.829	11:37:35.266

<u>(111) Alex Heaton</u>			
1	1:07.098	+7.056	11:23:37.902
2	1:01.167	+1.125	11:24:39.069
3	1:00.320	+0.278	11:25:39.389
4	1:00.060	+0.018	11:26:39.449
5	1:00.353	+0.311	11:27:39.802
6	1:00.653	+0.611	11:28:40.455
7	1:00.042		11:29:40.497
8	1:01.439	+1.397	11:30:41.936
9	1:01.186	+1.144	11:31:43.122
10	1:00.655	+0.613	11:32:43.777
11	1:00.162	+0.120	11:33:43.939
12	1:00.578	+0.536	11:34:44.517
13	1:00.626	+0.584	11:35:45.143
14	1:00.298	+0.256	11:36:45.441
15	1:01.004	+0.962	11:37:46.445

<u>(46) Greg Lewis</u>			
1	1:05.455	+5.395	11:23:36.223
2	1:00.569	+0.509	11:24:36.792
3	1:00.598	+0.538	11:25:37.390
4	1:01.333	+1.273	11:26:38.723
5	1:00.737	+0.677	11:27:39.460
6	1:00.466	+0.406	11:28:39.926
7	1:00.327	+0.267	11:29:40.253
8	1:01.986	+1.926	11:30:42.239
9	1:00.715	+0.655	11:31:42.954
10	1:01.105	+1.045	11:32:44.059
11	1:00.742	+0.682	11:33:44.801
12	1:00.060		11:34:44.861
13	1:00.349	+0.289	11:35:45.210
14	1:01.106	+1.046	11:36:46.316
15	1:00.818	+0.758	11:37:47.134

<u>(157) Angelo DeRosa</u>			
1	1:06.334	+6.161	11:23:37.728

2	1:01.873	+1.700	11:24:39.601
3	1:00.917	+0.744	11:25:40.518
4	1:00.806	+0.633	11:26:41.324
5	1:00.829	+0.656	11:27:42.153
6	1:00.927	+0.754	11:28:43.080
7	1:00.316	+0.143	11:29:43.396
8	1:01.058	+0.885	11:30:44.454
9	1:00.574	+0.401	11:31:45.028
10	1:00.886	+0.713	11:32:45.914
11	1:00.217	+0.044	11:33:46.131
12	1:00.173		11:34:46.304
13	1:00.782	+0.609	11:35:47.086
14	1:00.589	+0.416	11:36:47.675
15	1:01.325	+1.152	11:37:49.000

<u>(86) Paul Shook</u>			
1	1:04.758	+4.250	11:23:35.588
2	1:00.891	+0.383	11:24:36.479
3	1:00.693	+0.185	11:25:37.172
4	1:01.046	+0.538	11:26:38.218
5	1:01.259	+0.751	11:27:39.477
6	1:01.296	+0.788	11:28:40.773
7	1:00.677	+0.169	11:29:41.450
8	1:02.152	+1.644	11:30:43.602
9	1:01.160	+0.652	11:31:44.762
10	1:01.417	+0.909	11:32:46.179
11	1:00.508		11:33:46.687
12	1:00.829	+0.321	11:34:47.516
13	1:00.686	+0.178	11:35:48.202
14	1:00.854	+0.346	11:36:49.056
15	1:01.480	+0.972	11:37:50.536

<u>(77) Lee Reveley</u>			
1	1:06.143	+6.085	11:23:36.638
2	1:00.415	+0.357	11:24:37.053
3	1:00.699	+0.641	11:25:37.752
4	1:00.780	+0.722	11:26:38.532
5	1:00.469	+0.411	11:27:39.001
6	1:00.761	+0.703	11:28:39.762
7	1:00.236	+0.178	11:29:39.998
8	1:01.504	+1.446	11:30:41.502
9	1:00.058		11:31:41.560
10	1:00.375	+0.317	11:32:41.935
11	1:00.168	+0.110	11:33:42.103
12	1:00.488	+0.430	11:34:42.591
13	1:00.599	+0.541	11:35:43.190
14	1:00.299	+0.241	11:36:43.489
15	1:01.445	+1.387	11:37:44.934

<u>(12) Tony Rainford</u>			
1	1:07.702	+6.081	11:23:38.693
2	1:01.810	+0.189	11:24:40.503
3	1:01.830	+0.209	11:25:42.333
4	1:01.691	+0.070	11:26:44.024
5	1:02.005	+0.384	11:27:46.029
6	1:01.948	+0.327	11:28:47.977
7	1:01.697	+0.076	11:29:49.674
8	1:02.356	+0.735	11:30:52.030
9	1:02.407	+0.786	11:31:54.437
10	1:01.778	+0.157	11:32:56.215
11	1:02.241	+0.620	11:33:58.456

Chief of Timing and Scoring

Race Director

Weather / Track : (Bright / Dry)

Reults @ www.sportstimingservices.com





Thundersport GB Rounds 13 and 14

Morello Services GP1 & Superstock

Pembrey 1.456 Miles

Race 5

28/08/2011 11:22

Race started at 11:22:28

Lap	Lap Tm	Diff	Time of Day
12	1:01.704	+0.083	11:35:00.160
13	1:01.649	+0.028	11:36:01.809
14	1:01.621		11:37:03.430
15	1:01.899	+0.278	11:38:05.329

(63) Kevin Davies

1	1:07.221	+5.783	11:23:38.857
2	1:01.773	+0.335	11:24:40.630
3	1:01.839	+0.401	11:25:42.469
4	1:01.887	+0.449	11:26:44.356
5	1:01.925	+0.487	11:27:46.281
6	1:01.934	+0.496	11:28:48.215
7	1:01.610	+0.172	11:29:49.825
8	1:01.625	+0.187	11:30:51.450
9	1:02.695	+1.257	11:31:54.145
10	1:01.643	+0.205	11:32:55.788
11	1:02.923	+1.485	11:33:58.711
12	1:01.771	+0.333	11:35:00.482
13	1:01.438		11:36:01.920
14	1:01.990	+0.552	11:37:03.910
15	1:01.603	+0.165	11:38:05.513

(41) Colin Thompson

1	1:07.152	+5.867	11:23:39.183
2	1:02.927	+1.642	11:24:42.110
3	1:01.749	+0.464	11:25:43.859
4	1:01.573	+0.288	11:26:45.432
5	1:02.323	+1.038	11:27:47.755
6	1:02.405	+1.120	11:28:50.160
7	1:01.980	+0.695	11:29:52.140
8	1:02.353	+1.068	11:30:54.493
9	1:02.782	+1.497	11:31:57.275
10	1:01.958	+0.673	11:32:59.233
11	1:01.285		11:34:00.518
12	1:02.347	+1.062	11:35:02.865
13	1:01.968	+0.683	11:36:04.833
14	1:01.873	+0.588	11:37:06.706
15	1:01.893	+0.608	11:38:08.599

(72) Shay Burton

1	1:07.149	+5.320	11:23:39.564
2	1:03.095	+1.266	11:24:42.659
3	1:03.192	+1.363	11:25:45.851
4	1:03.663	+1.834	11:26:49.514
5	1:03.503	+1.674	11:27:53.017
6	1:03.517	+1.688	11:28:56.534
7	1:03.126	+1.297	11:29:59.660
8	1:03.527	+1.698	11:31:03.187
9	1:03.675	+1.846	11:32:06.862
10	1:02.711	+0.882	11:33:09.573
11	1:04.027	+2.198	11:34:13.600
12	1:02.305	+0.476	11:35:15.905
13	1:02.944	+1.115	11:36:18.849
14	1:01.829		11:37:20.678

(18) Tom Webb

1	1:06.740	+3.652	11:23:38.570
2	1:03.449	+0.361	11:24:42.019
3	1:03.762	+0.674	11:25:45.781
4	1:03.544	+0.456	11:26:49.325
5	1:03.657	+0.569	11:27:52.982

Lap	Lap Tm	Diff	Time of Day
6	1:03.410	+0.322	11:28:56.392
7	1:03.088		11:29:59.480
8	1:03.625	+0.537	11:31:03.105
9	1:03.643	+0.555	11:32:06.748
10	1:03.501	+0.413	11:33:10.249
11	1:05.654	+2.566	11:34:15.903
12	1:03.891	+0.803	11:35:19.794
13	1:03.579	+0.491	11:36:23.373
14	1:03.970	+0.882	11:37:27.343

(280) Stephen Foster

1	1:13.317	+5.034	11:23:47.999
2	1:09.727	+1.444	11:24:57.726
3	1:09.602	+1.319	11:26:07.328
4	1:10.062	+1.779	11:27:17.390
5	1:10.719	+2.436	11:28:28.109
6	1:10.317	+2.034	11:29:38.426
7	1:10.214	+1.931	11:30:48.640
8	1:10.266	+1.983	11:31:58.906
9	1:08.503	+0.220	11:33:07.409
10	1:08.386	+0.103	11:34:15.795
11	1:09.884	+1.601	11:35:25.679
12	1:09.524	+1.241	11:36:35.203
13	1:08.283		11:37:43.486

(51) Charlie Flett

1	1:12.458	+3.267	11:23:45.072
2	1:09.191		11:24:54.263
3	1:09.881	+0.690	11:26:04.144
4	1:10.320	+1.129	11:27:14.464
5	1:10.650	+1.459	11:28:25.114
6	1:11.432	+2.241	11:29:36.546
7	1:11.165	+1.974	11:30:47.711
8	1:11.002	+1.811	11:31:58.713
9	1:10.445	+1.254	11:33:09.158
10	1:10.774	+1.583	11:34:19.932
11	1:11.630	+2.439	11:35:31.562
12	1:12.143	+2.952	11:36:43.705
13	1:11.912	+2.721	11:37:55.617

Lap	Lap Tm	Diff	Time of Day
-----	--------	------	-------------

Chief of Timing and Scoring

Race Director

Weather / Track : (Bright / Dry)

Reults @ www.sportstimingservices.com

Printed: 28/08/2011 12:06:58





Thundersport GB Rounds 13 and 14

Sorted on Laps

Morello Services GP1 & Superstock

Pembrey 1.456 Miles

Race 13

28/08/2011 14:47

Race started at 14:47:25

Pos	No.	Name	Bike	CC	Laps	Total Tm	Diff	Gap	Best Tm	Best Spd	Avg. Spd	Start Pos
1	99	Michael Robertson	Kawasaki	1000S	15	14:53.524			58.638	89.389	87.993	1
2	21	Chris Barnes	Honda	1000S	15	15:10.983	17.459	17.459	59.934	87.456	86.307	4
3	30	Ian Mackman	Suzuki	1000S	15	15:11.930	18.406	0.947	1:00.060	87.273	86.217	3
4	111	Alex Heaton	Ducati	1198S	15	15:14.182	20.658	2.252	1:00.197	87.074	86.005	5
5	77	Lee Reveley	Ducati	1098T	15	15:15.200	21.676	1.018	59.744	87.734	85.909	6
6	138	Michael Blank	Kawasaki	1000S	15	15:22.085	28.561	6.885	1:00.407	86.771	85.268	9
7	46	Greg Lewis	Yamaha	1000	15	15:25.251	31.727	3.166	1:00.466	86.687	84.976	7
8	157	Angelo DeRosa	Suzuki	1000S	15	15:27.823	34.299	2.572	1:00.611	86.479	84.740	10
9	84	Dave Twyford	Yamaha	1000S	15	15:34.621	41.097	6.798	1:01.154	85.711	84.124	12
10	12	Tony Rainford	Yamaha	1000	15	15:35.012	41.488	0.391	1:01.649	85.023	84.089	8
11	63	Kevin Davies	Suzuki	1000S	15	15:35.289	41.765	0.277	1:01.160	85.703	84.064	11
12	41	Colin Thompson	BMW	1000S	15	15:38.527	45.003	3.238	1:01.283	85.531	83.774	15
13	72	Shay Burton	BMW	1000S	14	14:53.061	1 Lap	1 Lap	1:02.630	83.692	82.170	14
14	18	Tom Webb	Suzuki	1000S	14	15:01.420	1 Lap	8.359	1:03.097	83.072	81.408	13
15	22	Lee Powell	Aprilia	1000T	14	15:50.897	1 Lap	49.477	1:06.809	78.456	77.172	16
16	51	Charlie Flett	Ducati	1098T	13	15:19.844	2 Laps	1 Lap	1:08.489	76.532	74.079	18
17	280	Stephen Foster	Honda	1000	13	15:19.944	2 Laps	0.100	1:09.116	75.838	74.071	17

Not classified

DNF	2	Peter Baker	Suzuki	1000	9	8:55.151	DNF		58.459	89.663	88.152	2
-----	---	-------------	--------	------	---	----------	-----	--	--------	--------	--------	---

Margin of Victory	Avg. Speed	Best Lap Tm	Best Spd	Best Lap by
17.459	87.993	58.638	89.389	99 - Michael Robertson

Chief of Timing and Scoring

Race Director

Weather / Track : (Bright / Dry)

Reults @ www.sportstimeservices.com





Thundersport GB Rounds 13 and 14

Lapchart

Morello Services GP1 & Superstock

Pembrey 1.456 Miles

Race 13

28/08/2011 14:47

Race started at 14:47:25

Competitors

	Laps																
	0	1	2	3	4	5	6	7	8	9	10	11	12	13	14	15	
Michael Robertson (99)	1	99	99	99	2	2	2	2	2	2	2	99	99	99	99	99	99
Peter Baker (2)	2	2	2	2	99	99	99	99	99	99	30	30	30	30	30	21	
Ian Mackman (30)	3	30	30	30	21	21	21	30	30	30	21	21	21	21	21	30	
Chris Barnes (21)	4	21	21	21	30	30	30	21	21	21	21	111	111	111	111	111	
Alex Heaton (111)	5	111	111	46	111	111	111	111	111	111	111	77	77	77	77	77	
Lee Reveley (77)	6	77	46	111	46	46	46	77	77	77	77	46	46	138	138	138	
Greg Lewis (46)	7	46	12	77	77	77	77	46	46	46	46	138	138	46	46	46	
Tony Rainford (12)	8	12	77	12	12	138	138	138	138	138	138	157	157	157	157	157	
Michael Blank (138)	9	138	138	138	138	12	157	157	157	157	157	84	84	84	84	84	
Angelo DeRosa (157)	10	157	157	157	157	157	12	84	84	84	84	12	12	12	12	12	
Kevin Davies (63)	11	63	84	84	84	84	84	12	12	12	12	63	63	63	63	63	
Tom Webb (18)	12	18	63	63	63	63	63	63	63	63	41	41	41	41	41	41	
Dave Twyford (84)	13	84	18	41	41	41	41	41	41	41	41	72	72	72	72	72	
Colin Thompson (41)	14	41	41	18	18	18	18	72	72	72	72	18	18	18	18	18	
Shay Burton (72)	15	72	72	72	72	72	72	18	18	18	18	22	22	22	22	22	
Lee Powell (22)	16	22	22	22	22	22	22	22	22	22	22	51	51	51	51		
Charlie Flett (51)	17	51	51	51	51	51	51	51	51	51	51	280	280	280	280		
Stephen Foster (280)	18	280	280	280	280	280	280	280	280	280	280						

Chief of Timing and Scoring

Race Director

Weather / Track : (Bright / Dry)

Reults @ www.sportstimingservices.com

Printed: 28/08/2011 15:13:38





Thundersport GB Rounds 13 and 14

Morello Services GP1 & Superstock

Pembrey 1.456 Miles

Race 13

28/08/2011 14:47

Race started at 14:47:25

Lap	Lap Tm	Diff	Time of Day
(99) Michael Robertson			
1	1:03.097	+4.459	14:48:28.685
2	59.163	+0.525	14:49:27.848
3	59.127	+0.489	14:50:26.975
4	58.638		14:51:25.613
5	58.778	+0.140	14:52:24.391
6	59.270	+0.632	14:53:23.661
7	59.087	+0.449	14:54:22.748
8	59.322	+0.684	14:55:22.070
9	58.814	+0.176	14:56:20.884
10	58.813	+0.175	14:57:19.697
11	58.991	+0.353	14:58:18.688
12	59.416	+0.778	14:59:18.104
13	1:00.634	+1.996	15:00:18.738
14	59.806	+1.168	15:01:18.544
15	1:00.568	+1.930	15:02:19.112

Lap	Lap Tm	Diff	Time of Day
(21) Chris Barnes			
1	1:03.343	+3.409	14:48:30.057
2	1:00.289	+0.355	14:49:30.346
3	59.934		14:50:30.280
4	59.963	+0.029	14:51:30.243
5	1:00.427	+0.493	14:52:30.670
6	1:01.220	+1.286	14:53:31.890
7	1:00.676	+0.742	14:54:32.566
8	1:01.088	+1.154	14:55:33.654
9	59.980	+0.046	14:56:33.634
10	1:00.807	+0.873	14:57:34.441
11	1:00.185	+0.251	14:58:34.626
12	1:00.084	+0.150	14:59:34.710
13	1:00.244	+0.310	15:00:34.954
14	1:00.539	+0.605	15:01:35.493
15	1:01.078	+1.144	15:02:36.571

Lap	Lap Tm	Diff	Time of Day
(30) Ian Mackman			
1	1:03.379	+3.319	14:48:29.711
2	1:00.371	+0.311	14:49:30.082
3	1:00.493	+0.433	14:50:30.575
4	1:00.205	+0.145	14:51:30.780
5	1:00.060		14:52:30.840
6	1:00.344	+0.284	14:53:31.184
7	1:00.730	+0.670	14:54:31.914
8	1:00.708	+0.648	14:55:32.622
9	1:00.419	+0.359	14:56:33.041
10	1:00.866	+0.806	14:57:33.907
11	1:00.358	+0.298	14:58:34.265
12	1:00.204	+0.144	14:59:34.469
13	1:00.203	+0.143	15:00:34.672
14	1:00.473	+0.413	15:01:35.145
15	1:02.373	+2.313	15:02:37.518

Lap	Lap Tm	Diff	Time of Day
(111) Alex Heaton			
1	1:04.085	+3.888	14:48:31.008
2	1:01.184	+0.987	14:49:32.192
3	1:00.786	+0.589	14:50:32.978
4	1:00.455	+0.258	14:51:33.433
5	1:00.478	+0.281	14:52:33.911
6	1:00.197		14:53:34.108
7	1:00.760	+0.563	14:54:34.868
8	1:00.497	+0.300	14:55:35.365

Lap	Lap Tm	Diff	Time of Day
9	1:00.309	+0.112	14:56:35.674
10	1:00.980	+0.783	14:57:36.654
11	1:00.436	+0.239	14:58:37.090
12	1:00.342	+0.145	14:59:37.432
13	1:00.497	+0.300	15:00:37.929
14	1:00.781	+0.584	15:01:38.710
15	1:01.060	+0.863	15:02:39.770

Lap	Lap Tm	Diff	Time of Day
(77) Lee Reveley			
1	1:05.141	+5.397	14:48:32.300
2	1:00.438	+0.694	14:49:32.738
3	1:00.747	+1.003	14:50:33.485
4	1:00.710	+0.966	14:51:34.195
5	1:00.479	+0.735	14:52:34.674
6	59.744		14:53:34.418
7	1:00.542	+0.798	14:54:34.960
8	1:00.644	+0.900	14:55:35.604
9	1:00.183	+0.439	14:56:35.787
10	1:01.191	+1.447	14:57:36.978
11	1:00.521	+0.777	14:58:37.499
12	1:00.529	+0.785	14:59:38.028
13	1:00.217	+0.473	15:00:38.245
14	1:00.630	+0.886	15:01:38.875
15	1:01.913	+2.169	15:02:40.788

Lap	Lap Tm	Diff	Time of Day
(138) Michael Blank			
1	1:05.306	+4.899	14:48:32.811
2	1:01.200	+0.793	14:49:34.011
3	1:01.730	+1.323	14:50:35.741
4	1:00.537	+0.130	14:51:36.278
5	1:00.407		14:52:36.685
6	1:00.873	+0.466	14:53:37.558
7	1:00.409	+0.002	14:54:37.967
8	1:02.697	+2.290	14:55:40.664
9	1:00.581	+0.174	14:56:41.245
10	1:01.229	+0.822	14:57:42.474
11	1:01.830	+1.423	14:58:44.304
12	1:01.431	+1.024	14:59:45.735
13	1:00.499	+0.092	15:00:46.234
14	1:00.766	+0.359	15:01:47.000
15	1:00.673	+0.266	15:02:47.673

Lap	Lap Tm	Diff	Time of Day
(46) Greg Lewis			
1	1:04.007	+3.541	14:48:31.252
2	1:00.639	+0.173	14:49:31.891
3	1:01.279	+0.813	14:50:33.170
4	1:00.797	+0.331	14:51:33.967
5	1:00.466		14:52:34.433
6	1:01.926	+1.460	14:53:36.359
7	1:01.353	+0.887	14:54:37.712
8	1:01.734	+1.268	14:55:39.446
9	1:00.832	+0.366	14:56:40.278
10	1:01.510	+1.044	14:57:41.788
11	1:02.334	+1.868	14:58:44.122
12	1:02.069	+1.603	14:59:46.191
13	1:02.567	+2.101	15:00:48.758
14	1:01.533	+1.067	15:01:50.291
15	1:00.548	+0.082	15:02:50.839

Lap	Lap Tm	Diff	Time of Day
(157) Angelo DeRosa			
1	1:05.246	+4.635	14:48:33.067

Lap	Lap Tm	Diff	Time of Day
2	1:01.398	+0.787	14:49:34.465
3	1:01.726	+1.115	14:50:36.191
4	1:01.436	+0.825	14:51:37.627
5	1:00.699	+0.088	14:52:38.326
6	1:00.611		14:53:38.937
7	1:01.000	+0.389	14:54:39.937
8	1:01.878	+1.267	14:55:41.815
9	1:00.970	+0.359	14:56:42.785
10	1:01.763	+1.152	14:57:44.548
11	1:02.488	+1.877	14:58:47.036
12	1:01.497	+0.886	14:59:48.533
13	1:02.021	+1.410	15:00:50.554
14	1:01.520	+0.909	15:01:52.074
15	1:01.337	+0.726	15:02:53.411

Lap	Lap Tm	Diff	Time of Day
(84) Dave Twyford			
1	1:05.528	+4.374	14:48:33.673
2	1:01.412	+0.258	14:49:35.085
3	1:01.387	+0.233	14:50:36.472
4	1:01.621	+0.467	14:51:38.093
5	1:01.626	+0.472	14:52:39.719
6	1:01.154		14:53:40.873
7	1:01.505	+0.351	14:54:42.378
8	1:02.989	+1.835	14:55:45.367
9	1:02.196	+1.042	14:56:47.563
10	1:01.965	+0.811	14:57:49.528
11	1:01.372	+0.218	14:58:50.900
12	1:02.276	+1.122	14:59:53.176
13	1:02.664	+1.510	15:00:55.840
14	1:02.154	+1.000	15:01:57.994
15	1:02.215	+1.061	15:03:00.209

Lap	Lap Tm	Diff	Time of Day
(12) Tony Rainford			
1	1:04.872	+3.223	14:48:32.198
2	1:01.649		14:49:33.847
3	1:01.830	+0.181	14:50:35.677
4	1:01.671	+0.022	14:51:37.348
5	1:02.082	+0.433	14:52:39.430
6	1:02.435	+0.786	14:53:41.865
7	1:01.679	+0.030	14:54:43.544
8	1:02.069	+0.420	14:55:45.613
9	1:03.029	+1.380	14:56:48.642
10	1:01.703	+0.054	14:57:50.345
11	1:01.856	+0.207	14:58:52.201
12	1:01.652	+0.003	14:59:53.853
13	1:02.175	+0.526	15:00:56.028
14	1:02.163	+0.514	15:01:58.191
15	1:02.409	+0.760	15:03:00.600

Lap	Lap Tm	Diff	Time of Day
(63) Kevin Davies			
1	1:06.255	+5.095	14:48:34.188
2	1:02.299	+1.139	14:49:36.487
3	1:01.942	+0.782	14:50:38.429
4	1:01.682	+0.522	14:51:40.111
5	1:01.370	+0.210	14:52:41.481
6	1:01.448	+0.288	14:53:42.929
7	1:01.160		14:54:44.089
8	1:02.419	+1.259	14:55:46.508
9	1:02.930	+1.770	14:56:49.438
10	1:01.898	+0.738	14:57:51.336
11	1:01.254	+0.094	14:58:52.590

Chief of Timing and Scoring

Race Director

Weather / Track : (Bright / Dry)

Reults @ www.sportstimingservices.com





Thundersport GB Rounds 13 and 14

Morello Services GP1 & Superstock

Pembrey 1.456 Miles

Race 13

28/08/2011 14:47

Race started at 14:47:25

Lap	Lap Tm	Diff	Time of Day
12	1:01.964	+0.804	14:59:54.554
13	1:01.854	+0.694	15:00:56.408
14	1:02.120	+0.960	15:01:58.528
15	1:02.349	+1.189	15:03:00.877

(41) Colin Thompson

1	1:07.207	+5.924	14:48:35.366
2	1:02.907	+1.624	14:49:38.273
3	1:01.493	+0.210	14:50:39.766
4	1:01.677	+0.394	14:51:41.443
5	1:01.578	+0.295	14:52:43.021
6	1:01.800	+0.517	14:53:44.821
7	1:02.255	+0.972	14:54:47.076
8	1:01.283		14:55:48.359
9	1:02.373	+1.090	14:56:50.732
10	1:01.576	+0.293	14:57:52.308
11	1:02.177	+0.894	14:58:54.485
12	1:01.842	+0.559	14:59:56.327
13	1:02.653	+1.370	15:00:58.980
14	1:02.681	+1.398	15:02:01.661
15	1:02.454	+1.171	15:03:04.115

(72) Shay Burton

1	1:08.117	+5.487	14:48:36.583
2	1:02.630		14:49:39.213
3	1:02.985	+0.355	14:50:42.198
4	1:03.249	+0.619	14:51:45.447
5	1:03.426	+0.796	14:52:48.873
6	1:03.739	+1.109	14:53:52.612
7	1:03.052	+0.422	14:54:55.664
8	1:03.126	+0.496	14:55:58.790
9	1:02.993	+0.363	14:57:01.783
10	1:04.077	+1.447	14:58:05.860
11	1:04.140	+1.510	14:59:10.000
12	1:03.206	+0.576	15:00:13.206
13	1:02.785	+0.155	15:01:15.991
14	1:02.658	+0.028	15:02:18.649

(18) Tom Webb

1	1:07.021	+3.924	14:48:35.142
2	1:03.271	+0.174	14:49:38.413
3	1:03.152	+0.055	14:50:41.565
4	1:03.097		14:51:44.662
5	1:04.074	+0.977	14:52:48.736
6	1:04.326	+1.229	14:53:53.062
7	1:04.610	+1.513	14:54:57.672
8	1:04.208	+1.111	14:56:01.880
9	1:04.031	+0.934	14:57:05.911
10	1:04.031	+0.934	14:58:09.942
11	1:04.261	+1.164	14:59:14.203
12	1:05.662	+2.565	15:00:19.865
13	1:03.572	+0.475	15:01:23.437
14	1:03.571	+0.474	15:02:27.008

(22) Lee Powell

1	1:10.379	+3.570	14:48:39.009
2	1:07.115	+0.306	14:49:46.124
3	1:06.809		14:50:52.933
4	1:07.858	+1.049	14:52:00.791
5	1:08.074	+1.265	14:53:08.865
6	1:08.116	+1.307	14:54:16.981

Lap	Lap Tm	Diff	Time of Day
7	1:08.044	+1.235	14:55:25.025
8	1:07.466	+0.657	14:56:32.491
9	1:07.579	+0.770	14:57:40.070
10	1:07.579	+0.770	14:58:47.649
11	1:06.866	+0.057	14:59:54.515
12	1:07.132	+0.323	15:01:01.647
13	1:07.338	+0.529	15:02:08.985
14	1:07.500	+0.691	15:03:16.485

(51) Charlie Flett

1	1:11.749	+3.260	14:48:40.574
2	1:08.489		14:49:49.063
3	1:09.614	+1.125	14:50:58.677
4	1:09.831	+1.342	14:52:08.508
5	1:09.857	+1.368	14:53:18.365
6	1:10.031	+1.542	14:54:28.396
7	1:11.220	+2.731	14:55:39.616
8	1:11.004	+2.515	14:56:50.620
9	1:11.673	+3.184	14:58:02.293
10	1:10.094	+1.605	14:59:12.387
11	1:10.928	+2.439	15:00:23.315
12	1:10.693	+2.204	15:01:34.008
13	1:11.424	+2.935	15:02:45.432

(280) Stephen Foster

1	1:13.774	+4.658	14:48:43.649
2	1:10.928	+1.812	14:49:54.577
3	1:09.752	+0.636	14:51:04.329
4	1:11.115	+1.999	14:52:15.444
5	1:09.913	+0.797	14:53:25.357
6	1:10.769	+1.653	14:54:36.126
7	1:10.421	+1.305	14:55:46.547
8	1:10.096	+0.980	14:56:56.643
9	1:09.908	+0.792	14:58:06.551
10	1:09.534	+0.418	14:59:16.085
11	1:09.188	+0.072	15:00:25.273
12	1:09.116		15:01:34.389
13	1:11.143	+2.027	15:02:45.532

(2) Peter Baker

1	1:03.427	+4.968	14:48:29.050
2	58.889	+0.430	14:49:27.939
3	58.745	+0.286	14:50:26.684
4	58.459		14:51:25.143
5	58.825	+0.366	14:52:23.968
6	59.631	+1.172	14:53:23.599
7	58.944	+0.485	14:54:22.543
8	59.370	+0.911	14:55:21.913
9	58.826	+0.367	14:56:20.739

Chief of Timing and Scoring

Race Director

Weather / Track : (Bright / Dry)

Reults @ www.sportstimingservices.com

Printed: 28/08/2011 15:12:07





Thundersport GB Rounds 13 and 14

Sorted on Best Lap time

MAL F600

Pembrey 1.456 Miles

Qualifying

27/08/2011 09:46

Practice started at 9:46:52

Pos	No.	Name	Bike	CC	Best Tm	Best Spd	Gap	Diff - Ldr.	In Lap	2nd Best
1	14	Ben Field	Honda	600	59.652	87.870			12	1:00.082
2	22	Richard McNeil	Suzuki	600	1:00.583	86.519	0.931	0.931	11	1:00.935
3	34	Chris Mort	Triumph	675	1:01.005	85.921	0.422	1.353	15	1:01.053
4	51	Adam Oliver	Honda	600	1:01.614	85.072	0.609	1.962	5	1:01.633
5	4	Tom McHale	Honda	600	1:02.987	83.217	1.373	3.335	10	1:03.172
6	21	Simon Critchlow	Triumph	675	1:02.992	83.211	0.005	3.340	16	1:03.193
7	96	Callum O'Shea	Honda	600	1:02.998	83.203	0.006	3.346	14	1:03.159
8	76	Dan Shailer	Honda	600	1:05.150	80.454	2.152	5.498	13	1:05.539
9	122	Tim Daisley	Triumph	675	1:08.131	76.934	2.981	8.479	13	1:08.593
10	12	Paul Martin	Suzuki	600	1:10.465	74.386	2.334	10.813	7	1:12.652
11	55	Paul Dunne	Suzuki	600	1:10.619	74.224	0.154	10.967	17	1:10.994

Announcements

Chief of Timing and Scoring

Race Director

Weather / Track : Cloudy / Dry

Reults @ www.sportstimingservices.com

Printed: 27/08/2011 10:22:05





Thundersport GB Rounds 13 and 14

MAL Formula 600

Pembrey 1.456 Miles

Race 5 (Superpole)

27/08/2011

Race

POLE POSITION

	1	2	3	4
1	14	22	34	51
2	4	21	96	76
3	122	12	55	

Chief of Timing and Scoring

Race Director

Weather / Track :

Reults @ www.sportstimingservices.com

Printed: 27/08/2011 10:30:31





Thundersport GB Rounds 13 and 14

Sorted on Laps

MAL Formula 600

Pembrey 1.456 Miles

Race 5 (Superpole)

27/08/2011 14:00

Race started at 14:00:23

Pos	No.	Name	Bike	CC	Laps	Total Tm	Diff	Gap	Best Tm	Best Spd	Avg. Spd	Start Pos
1	14	Ben Field	Honda	600	18	18:31.830			59.747	87.730	84.859	1
2	16	Craig Sproston	Yamaha	600	18	18:37.816	5.986	5.986	1:00.397	86.786	84.405	0
3	22	Richard McNeil	Suzuki	600	18	18:42.250	10.420	4.434	1:00.942	86.010	84.071	2
4	51	Adam Oliver	Honda	600	18	18:56.700	24.870	14.450	1:01.027	85.890	83.002	4
5	4	Tom McHale	Honda	600	18	19:12.573	40.743	15.873	1:02.528	83.828	81.859	5
6	21	Simon Critchlow	Triumph	675	18	19:28.155	56.325	15.582	1:02.851	83.397	80.767	6
7	76	Dan Shailer	Honda	600	17	19:01.419	1 Lap	1 Lap	1:05.311	80.256	78.067	8
8	96	Callum O'Shea	Honda	600	17	19:37.223	1 Lap	35.804	1:07.089	78.129	75.693	7
9	122	Tim Daisley	Triumph	675	16	18:51.447	2 Laps	1 Lap	1:08.297	76.747	74.122	9
10	55	Paul Dunne	Suzuki	600	16	19:12.675	2 Laps	21.228	1:10.036	74.842	72.757	11

Not classified

DNF	12	Paul Martin	Suzuki	600	15	17:55.538	DNF		1:08.965	76.004	73.102	10
DNF	34	Chris Mort	Triumph	675	3	3:47.724	DNF		1:07.481	77.675	69.052	3

Margin of Victory	Avg. Speed	Best Lap Tm	Best Spd	Best Lap by
5.986	84.859	59.747	87.730	14 - Ben Field

Chief of Timing and Scoring

Race Director

Weather / Track : (Rain / Dry)

Reults @ www.sportstimeservices.com



Printed: 27/08/2011 14:21:00



Thundersport GB Rounds 13 and 14

Lapchart

MAL Formula 600

Pembrey 1.456 Miles

Race 5 (Superpole)

27/08/2011 14:00

Race started at 14:00:23

Competitors

	Laps																		
	0	1	2	3	4	5	6	7	8	9	10	11	12	13	14	15	16	17	18
Ben Field (14)	1	14	22	22	22	22	22	14	14	14	14	14	14	14	14	14	14	14	14
Chris Mort (34)	2	34	14	14	14	14	14	22	22	16	16	16	16	16	16	16	16	16	16
Richard McNeil (22)	3	22	34	16	16	16	16	16	16	22	22	22	22	22	22	22	22	22	22
Adam Oliver (51)	4	51	4	51	51	51	51	51	51	51	51	51	51	51	51	51	51	51	51
Tom McHale (4)	5	4	51	34	4	4	4	4	4	4	4	4	4	4	4	4	4	4	4
Simon Critchlow (21)	6	21	16	4	21	21	21	21	21	21	21	21	21	21	21	21	21	21	21
Dan Shailer (76)	7	76	96	21	96	96	96	76	76	76	76	76	76	76	76	76	76	76	76
Callum O'Shea (96)	8	96	21	96	76	76	76	96	96	96	96	96	96	96	96	96	96	96	96
Craig Sproston (16)	9	16	76	76	122	122	122	122	122	122	122	122	122	122	122	122	122	122	122
Tim Daisley (122)	10	122	12	122	34	55	12	12	12	12	12	12	12	12	12	12	12	12	55
Paul Martin (12)	11	12	122	12	12	12	55	55	55	55	55	55	55	55	55	55	55	55	55
Paul Dunne (55)	12	55	55	55	55														

Chief of Timing and Scoring

Race Director

Weather / Track : (Cloudy / Dry)

Reults @ www.sportstimingservices.com

Printed: 27/08/2011 14:45:02





Thundersport GB Rounds 13 and 14

MAL Formula 600

Pembrey 1.456 Miles

Race 5 (Superpole)

27/08/2011 14:00

Race started at 14:00:23

Lap	Lap Tm	Diff	Time of Day
(14) Ben Field			
1	1:14.202	+14.455	14:01:37.721
2	1:02.650	+2.903	14:02:40.371
3	1:01.429	+1.682	14:03:41.800
4	1:00.909	+1.162	14:04:42.709
5	1:01.000	+1.253	14:05:43.709
6	1:00.224	+0.477	14:06:43.933
7	1:00.454	+0.707	14:07:44.387
8	1:00.403	+0.656	14:08:44.790
9	59.747		14:09:44.537
10	1:00.038	+0.291	14:10:44.575
11	1:00.254	+0.507	14:11:44.829
12	1:01.368	+1.621	14:12:46.197
13	1:00.025	+0.278	14:13:46.222
14	1:01.745	+1.998	14:14:47.967
15	1:00.493	+0.746	14:15:48.460
16	1:00.801	+1.054	14:16:49.261
17	1:01.881	+2.134	14:17:51.142
18	1:04.207	+4.460	14:18:55.349

Lap	Lap Tm	Diff	Time of Day
(16) Craig Sproston			
1	1:08.367	+7.970	14:01:40.669
2	1:03.486	+3.089	14:02:44.155
3	1:01.211	+0.814	14:03:45.366
4	1:00.611	+0.214	14:04:45.977
5	1:00.397		14:05:46.374
6	1:00.565	+0.168	14:06:46.939
7	1:00.415	+0.018	14:07:47.354
8	1:01.616	+1.219	14:08:48.970
9	1:00.932	+0.535	14:09:49.902
10	1:00.944	+0.547	14:10:50.846
11	1:01.386	+0.989	14:11:52.232
12	1:00.744	+0.347	14:12:52.976
13	1:01.008	+0.611	14:13:53.984
14	1:01.302	+0.905	14:14:55.286
15	1:01.573	+1.176	14:15:56.859
16	1:01.273	+0.876	14:16:58.132
17	1:01.349	+0.952	14:17:59.481
18	1:01.854	+1.457	14:19:01.335

Lap	Lap Tm	Diff	Time of Day
(22) Richard McNeil			
1	1:07.056	+6.114	14:01:36.977
2	1:02.345	+1.403	14:02:39.322
3	1:01.588	+0.646	14:03:40.910
4	1:01.349	+0.407	14:04:42.259
5	1:01.356	+0.414	14:05:43.615
6	1:01.290	+0.348	14:06:44.905
7	1:01.835	+0.893	14:07:46.740
8	1:02.565	+1.623	14:08:49.305
9	1:02.007	+1.065	14:09:51.312
10	1:01.086	+0.144	14:10:52.398
11	1:01.505	+0.563	14:11:53.903
12	1:01.284	+0.342	14:12:55.187
13	1:00.942		14:13:56.129
14	1:01.735	+0.793	14:14:57.864
15	1:01.419	+0.477	14:15:59.283
16	1:02.250	+1.308	14:17:01.533
17	1:02.464	+1.522	14:18:03.997
18	1:01.772	+0.830	14:19:05.769

Lap	Lap Tm	Diff	Time of Day
(51) Adam Oliver			
1	1:09.165	+8.138	14:01:40.352
2	1:04.385	+3.358	14:02:44.737
3	1:01.724	+0.697	14:03:46.461
4	1:01.027		14:04:47.488
5	1:01.192	+0.165	14:05:48.680
6	1:01.117	+0.090	14:06:49.797
7	1:02.079	+1.052	14:07:51.876
8	1:02.499	+1.472	14:08:54.375
9	1:02.180	+1.153	14:09:56.555
10	1:01.678	+0.651	14:10:58.233
11	1:01.721	+0.694	14:11:59.954
12	1:01.563	+0.536	14:13:01.517
13	1:02.171	+1.144	14:14:03.688
14	1:02.377	+1.350	14:15:06.065
15	1:02.556	+1.529	14:16:08.621
16	1:03.241	+2.214	14:17:11.862
17	1:03.846	+2.819	14:18:15.708
18	1:04.511	+3.484	14:19:20.219

Lap	Lap Tm	Diff	Time of Day
(4) Tom McHale			
1	1:08.790	+6.262	14:01:40.212
2	1:05.471	+2.943	14:02:45.683
3	1:03.932	+1.404	14:03:49.615
4	1:03.181	+0.653	14:04:52.796
5	1:03.084	+0.556	14:05:55.880
6	1:02.741	+0.213	14:06:58.621
7	1:02.563	+0.035	14:08:01.184
8	1:02.780	+0.252	14:09:03.964
9	1:03.325	+0.797	14:10:07.289
10	1:02.769	+0.241	14:11:10.058
11	1:02.663	+0.135	14:12:12.721
12	1:02.528		14:13:15.249
13	1:02.753	+0.225	14:14:18.002
14	1:03.215	+0.687	14:15:21.217
15	1:04.404	+1.876	14:16:25.621
16	1:03.221	+0.693	14:17:28.842
17	1:03.104	+0.576	14:18:31.946
18	1:04.146	+1.618	14:19:36.092

Lap	Lap Tm	Diff	Time of Day
(21) Simon Critchlow			
1	1:10.512	+7.661	14:01:42.107
2	1:05.196	+2.345	14:02:47.303
3	1:04.425	+1.574	14:03:51.728
4	1:03.907	+1.056	14:04:55.635
5	1:03.614	+0.763	14:05:59.249
6	1:03.336	+0.485	14:07:02.585
7	1:02.851		14:08:05.436
8	1:03.455	+0.604	14:09:08.891
9	1:03.335	+0.484	14:10:12.226
10	1:05.055	+2.204	14:11:17.281
11	1:04.605	+1.754	14:12:21.886
12	1:04.848	+1.997	14:13:26.734
13	1:03.846	+0.995	14:14:30.580
14	1:02.923	+0.072	14:15:33.503
15	1:04.071	+1.220	14:16:37.574
16	1:04.296	+1.445	14:17:41.870
17	1:05.334	+2.483	14:18:47.204
18	1:04.470	+1.619	14:19:51.674

Lap	Lap Tm	Diff	Time of Day
(76) Dan Shailer			

Lap	Lap Tm	Diff	Time of Day
1	1:12.245	+6.934	14:01:44.058
2	1:07.152	+1.841	14:02:51.210
3	1:07.204	+1.893	14:03:58.414
4	1:06.677	+1.366	14:05:05.091
5	1:08.699	+3.388	14:06:13.790
6	1:06.871	+1.560	14:07:20.661
7	1:05.597	+0.286	14:08:26.258
8	1:05.725	+0.414	14:09:31.983
9	1:05.458	+0.147	14:10:37.441
10	1:05.311		14:11:42.752
11	1:05.373	+0.062	14:12:48.125
12	1:05.763	+0.452	14:13:53.888
13	1:06.155	+0.844	14:15:00.043
14	1:06.226	+0.915	14:16:06.269
15	1:06.504	+1.193	14:17:12.773
16	1:06.121	+0.810	14:18:18.894
17	1:06.044	+0.733	14:19:24.938

Lap	Lap Tm	Diff	Time of Day
(96) Callum O'Shea			
1	1:09.352	+2.263	14:01:41.431
2	1:07.308	+0.219	14:02:48.739
3	1:07.742	+0.653	14:03:56.481
4	1:07.819	+0.730	14:05:04.300
5	1:09.170	+2.081	14:06:13.470
6	1:07.990	+0.901	14:07:21.460
7	1:07.089		14:08:28.549
8	1:07.876	+0.787	14:09:36.425
9	1:08.189	+1.100	14:10:44.614
10	1:08.704	+1.615	14:11:53.318
11	1:08.244	+1.155	14:13:01.562
12	1:08.591	+1.502	14:14:10.153
13	1:10.159	+3.070	14:15:20.312
14	1:09.946	+2.857	14:16:30.258
15	1:09.200	+2.111	14:17:39.458
16	1:10.131	+3.042	14:18:49.589
17	1:11.153	+4.064	14:20:00.742

Lap	Lap Tm	Diff	Time of Day
(122) Tim Daisley			
1	1:16.616	+8.319	14:01:49.057
2	1:09.520	+1.223	14:02:58.577
3	1:11.113	+2.816	14:04:09.690
4	1:09.560	+1.263	14:05:19.250
5	1:09.760	+1.463	14:06:29.010
6	1:09.935	+1.638	14:07:38.945
7	1:10.499	+2.202	14:08:49.444
8	1:09.947	+1.650	14:09:59.391
9	1:10.666	+2.369	14:11:10.057
10	1:10.270	+1.973	14:12:20.327
11	1:09.226	+0.929	14:13:29.553
12	1:09.152	+0.855	14:14:38.705
13	1:09.555	+1.258	14:15:48.260
14	1:09.526	+1.229	14:16:57.786
15	1:08.883	+0.586	14:18:06.669
16	1:08.297		14:19:14.966

Lap	Lap Tm	Diff	Time of Day
(55) Paul Dunne			
1	1:17.421	+7.385	14:01:50.281
2	1:11.493	+1.457	14:03:01.774
3	1:11.213	+1.177	14:04:12.987
4	1:10.320	+0.284	14:05:23.307
5	1:11.460	+1.424	14:06:34.767

Chief of Timing and Scoring

Race Director

Weather / Track : (Cloudy / Dry)

Reults @ www.sportstimingservices.com





Thundersport GB Rounds 13 and 14

MAL Formula 600

Pembrey 1.456 Miles

Race 5 (Superpole)

27/08/2011 14:00

Race started at 14:00:23

Lap	Lap Tm	Diff	Time of Day
6	1:12.563	+2.527	14:07:47.330
7	1:11.338	+1.302	14:08:58.668
8	1:11.012	+0.976	14:10:09.680
9	1:10.525	+0.489	14:11:20.205
10	1:10.062	+0.026	14:12:30.267
11	1:10.297	+0.261	14:13:40.564
12	1:10.036		14:14:50.600
13	1:11.402	+1.366	14:16:02.002
14	1:10.906	+0.870	14:17:12.908
15	1:11.699	+1.663	14:18:24.607
16	1:11.587	+1.551	14:19:36.194

(12) Paul Martin

1	1:16.180	+7.215	14:01:48.806
2	1:11.959	+2.994	14:03:00.765
3	1:11.287	+2.322	14:04:12.052
4	1:12.345	+3.380	14:05:24.397
5	1:09.969	+1.004	14:06:34.366
6	1:10.822	+1.857	14:07:45.188
7	1:11.025	+2.060	14:08:56.213
8	1:11.115	+2.150	14:10:07.328
9	1:10.294	+1.329	14:11:17.622
10	1:11.204	+2.239	14:12:28.826
11	1:10.222	+1.257	14:13:39.048
12	1:08.965		14:14:48.013
13	1:09.968	+1.003	14:15:57.981
14	1:10.486	+1.521	14:17:08.467
15	1:10.590	+1.625	14:18:19.057

(34) Chris Mort

1	1:08.428	+0.947	14:01:38.193
2	1:07.481		14:02:45.674
3	1:25.569	+18.088	14:04:11.243

Lap Lap Tm Diff Time of Day

Lap Lap Tm Diff Time of Day

Chief of Timing and Scoring

Race Director

Weather / Track : (Cloudy / Dry)

Reults @ www.sportstimingservices.com

Printed: 27/08/2011 14:44:11





Thundersport GB Rounds 13 and 14

Sorted on Best Lap time

MAL Formula 600 & Superstock 600

Pembrey 1.456 Miles

Warm Up

28/08/2011 09:25

Practice started at 9:25:42

Pos	No.	Name	Bike	CC	Best Tm	Best Spd	Gap	Diff - Ldr.	In Lap	2nd Best
1	14	Ben Field	Honda	600	1:00.214	87.050			9	1:00.385
2	16	Craig Sproston	Yamaha	600	1:00.323	86.892	0.109	0.109	5	1:00.639
3	68	Paul Wishart	Yamaha	600	1:00.704	86.347	0.381	0.490	8	1:00.951
4	34	Chris Mort	Triumph	675	1:01.029	85.887	0.325	0.815	4	1:01.535
5	71	Ross Ashman	Kawasaki	600	1:01.035	85.879	0.006	0.821	5	1:01.605
6	17	Adam Robinson	Triumph	675	1:01.053	85.853	0.018	0.839	4	1:01.172
7	47	Nick Anderson	Yamaha	600	1:01.302	85.505	0.249	1.088	4	1:01.612
8	11	Tommy Mountain	Yamaha	600	1:01.321	85.478	0.019	1.107	9	1:01.561
9	4	Tom McHale	Honda	600	1:01.417	85.344	0.096	1.203	7	1:01.578
10	191	Dylan Roberts	Yamaha	600	1:01.539	85.175	0.122	1.325	6	1:01.943
11	22	Richard McNeil	Suzuki	600	1:01.575	85.125	0.036	1.361	7	1:01.699
12	35	Matthew Shellcock	Yamaha	600	1:01.690	84.967	0.115	1.476	4	1:02.159
13	101	Sam Ludgate	Yamaha	600	1:01.736	84.903	0.046	1.522	7	1:01.769
14	51	Adam Oliver	Honda	600	1:02.295	84.142	0.559	2.081	2	1:06.049
15	7	Jodie Chalk	Triumph	675	1:02.420	83.973	0.125	2.206	8	1:02.477
16	118	Dan Chappell	Yamaha	600	1:02.633	83.688	0.213	2.419	7	1:02.795
17	33	Tom Meehan	Yamaha	600	1:02.972	83.237	0.339	2.758	4	1:03.712
18	19	Andrew Dudgeon	Kawasaki	600	1:03.331	82.765	0.359	3.117	4	1:03.333
19	21	Simon Critchlow	Triumph	675	1:03.445	82.616	0.114	3.231	8	1:03.565
20	96	Callum O'Shea	Honda	600	1:05.103	80.512	1.658	4.889	9	1:05.675
21	50	Sam Thompson	Suzuki	600	1:05.419	80.124	0.316	5.205	9	1:05.651
22	76	Dan Shailer	Honda	600	1:06.481	78.844	1.062	6.267	8	1:06.516
23	88	Michael Golden	Suzuki	600	1:07.204	77.995	0.723	6.990	5	1:07.227
24	122	Tim Daisley	Triumph	675	1:08.469	76.554	1.265	8.255	6	1:08.854
25	12	Paul Martin	Suzuki	600	1:09.741	75.158	1.272	9.527	5	1:09.764
26	55	Paul Dunne	Suzuki	600	1:12.443	72.355	2.702	12.229	8	1:12.907
27	23	Kyle Wilks	Kawasaki	600		-			0	
28	90	Rory Parker	Kawasaki	600		-			0	

Chief of Timing and Scoring

Race Director

Weather / Track : (Cloudy / Dry)

Reults @ www.sportstimingservices.com

Printed: 28/08/2011 09:38:06





Thundersport GB Rounds 13 and 14

MAL Formula 600

Pembrey 1.456 Miles

Race 3 & 11

28/08/2011

Race

POLE POSITION

	1	2	3	4
1	14	16	22	51
2	34	4	21	96
3	76	122	12	55

Chief of Timing and Scoring

Race Director

Weather / Track :

Reults @ www.sportstimingsservices.com

Printed: 27/08/2011 14:32:58





Thundersport GB Rounds 13 and 14

Sorted on Laps

MAL Formula 600

Pembrey 1.456 Miles

Race 3

28/08/2011 10:43

Race started at 10:43:43

Pos	No.	Name	Bike	CC	Laps	Total Tm	Diff	Gap	Best Tm	Best Spd	Avg. Spd	Start Pos
1	14	Ben Field	Honda	600	15	15:02.919			59.280	88.421	87.078	1
2	16	Craig Sproston	Yamaha	600	15	15:03.604	0.685	0.685	59.362	88.299	87.012	2
3	34	Chris Mort	Triumph	675	15	15:22.255	19.336	18.651	1:00.260	86.983	85.252	5
4	51	Adam Oliver	Honda	600	15	15:25.823	22.904	3.568	1:00.794	86.219	84.923	4
5	22	Richard McNeil	Suzuki	600	15	15:26.019	23.100	0.196	1:00.619	86.468	84.905	3
6	4	Tom McHale	Honda	600	15	15:28.443	25.524	2.424	1:00.862	86.123	84.684	6
7	21	Simon Critchlow	Triumph	675	15	15:52.895	49.976	24.452	1:02.372	84.038	82.511	7
8	96	Callum O'Shea	Honda	600	14	15:15.382	1 Lap	1 Lap	1:04.548	81.205	80.166	8
9	76	Dan Shailer	Honda	600	14	15:20.578	1 Lap	5.196	1:04.779	80.915	79.713	9
10	122	Tim Daisley	Triumph	675	14	16:04.069	1 Lap	43.491	1:07.147	78.062	76.117	10
11	55	Paul Dunne	Suzuki	600	13	15:24.318	2 Laps	1 Lap	1:09.695	75.208	73.720	12

Not classified

DNF	12	Paul Martin	Suzuki	600	5	5:54.810	DNF		1:08.462	76.562	73.865	11
-----	----	-------------	--------	-----	---	----------	-----	--	----------	--------	--------	----

Margin of Victory	Avg. Speed	Best Lap Tm	Best Spd	Best Lap by
0.685	87.078	59.280	88.421	14 - Ben Field

Chief of Timing and Scoring

Race Director

Weather / Track : (Cloudy / Dry)

Reults @ www.sportstimeservices.com





Thundersport GB Rounds 13 and 14

Lapchart

MAL Formula 600

Pembrey 1.456 Miles

Race 3

28/08/2011 10:43

Race started at 10:43:43

Competitors

	Laps															
	0	1	2	3	4	5	6	7	8	9	10	11	12	13	14	15
Ben Field (14)	1	14	14	14	14	14	14	14	16	16	16	16	16	16	16	14
Craig Sproston (16)	2	16	22	16	16	16	16	16	14	14	14	14	14	14	14	16
Richard McNeil (22)	3	22	16	22	22	22	22	22	51	51	34	34	34	34	34	34
Adam Oliver (51)	4	51	4	51	51	51	51	51	22	34	51	51	51	51	51	51
Tom McHale (4)	5	4	51	4	4	4	4	4	34	22	4	22	22	22	22	22
Chris Mort (34)	6	34	34	34	34	34	34	34	4	4	22	4	4	4	4	4
Simon Critchlow (21)	7	21	96	21	21	21	21	21	21	21	21	21	21	21	21	21
Callum O'Shea (96)	8	96	21	96	96	96	96	96	96	96	96	96	96	96	96	96
Dan Shailer (76)	9	76	76	76	76	76	76	76	76	76	76	76	76	76	76	76
Tim Daisley (122)	10	122	122	122	122	122	122	122	122	122	122	122	122	122	122	122
Paul Dunne (55)	11	55	55	55	12	12	12	55	55	55	55	55	55	55	55	55
Paul Martin (12)	12	12	12	12	55	55	55									

Chief of Timing and Scoring

Race Director

Weather / Track : (Bright / Dry)

Reults @ www.sportstimingservices.com

Printed: 28/08/2011 11:07:11





Thundersport GB Rounds 13 and 14

MAL Formula 600

Pembrey 1.456 Miles

Race 3

28/08/2011 10:43

Race started at 10:43:43

Lap	Lap Tm	Diff	Time of Day
(14) Ben Field			
1	1:04.277	+4.997	10:44:47.832
2	1:00.048	+0.768	10:45:47.880
3	1:00.077	+0.797	10:46:47.957
4	59.465	+0.185	10:47:47.422
5	59.556	+0.276	10:48:46.978
6	59.914	+0.634	10:49:46.892
7	1:00.840	+1.560	10:50:47.732
8	59.575	+0.295	10:51:47.307
9	59.653	+0.373	10:52:46.960
10	59.575	+0.295	10:53:46.535
11	59.878	+0.598	10:54:46.413
12	1:00.303	+1.023	10:55:46.716
13	1:00.434	+1.154	10:56:47.150
14	1:00.044	+0.764	10:57:47.194
15	59.280		10:58:46.474

(16) Craig Sproston			
1	1:05.259	+5.897	10:44:49.201
2	59.554	+0.192	10:45:48.755
3	59.625	+0.263	10:46:48.380
4	59.362		10:47:47.742
5	59.704	+0.342	10:48:47.446
6	59.535	+0.173	10:49:46.981
7	1:00.186	+0.824	10:50:47.167
8	59.822	+0.460	10:51:46.989
9	59.693	+0.331	10:52:46.682
10	59.659	+0.297	10:53:46.341
11	59.939	+0.577	10:54:46.280
12	1:00.187	+0.825	10:55:46.467
13	1:00.421	+1.059	10:56:46.888
14	1:00.167	+0.805	10:57:47.055
15	1:00.104	+0.742	10:58:47.159

(34) Chris Mort			
1	1:05.317	+5.057	10:44:50.161
2	1:01.902	+1.642	10:45:52.063
3	1:03.396	+3.136	10:46:55.459
4	1:00.506	+0.246	10:47:55.965
5	1:00.260		10:48:56.225
6	1:00.467	+0.207	10:49:56.692
7	1:01.652	+1.392	10:50:58.344
8	1:01.431	+1.171	10:51:59.775
9	1:01.201	+0.941	10:53:00.976
10	1:01.019	+0.759	10:54:01.995
11	1:00.697	+0.437	10:55:02.692
12	1:00.614	+0.354	10:56:03.306
13	1:00.364	+0.104	10:57:03.670
14	1:01.144	+0.884	10:58:04.814
15	1:00.996	+0.736	10:59:05.810

(51) Adam Oliver			
1	1:05.341	+4.547	10:44:49.863
2	1:01.677	+0.883	10:45:51.540
3	1:01.035	+0.241	10:46:52.575
4	1:01.420	+0.626	10:47:53.995
5	1:00.794		10:48:54.789
6	1:01.591	+0.797	10:49:56.380
7	1:01.443	+0.649	10:50:57.823
8	1:01.544	+0.750	10:51:59.367

(22) Richard McNeil			
9	1:01.760	+0.966	10:53:01.127
10	1:01.144	+0.350	10:54:02.271
11	1:00.898	+0.104	10:55:03.169
12	1:00.981	+0.187	10:56:04.150
13	1:01.353	+0.559	10:57:05.503
14	1:02.056	+1.262	10:58:07.559
15	1:01.819	+1.025	10:59:09.378

(4) Tom McHale			
1	1:04.967	+4.348	10:44:49.166
2	1:02.241	+1.622	10:45:51.407
3	1:01.051	+0.432	10:46:52.458
4	1:01.390	+0.771	10:47:53.848
5	1:00.851	+0.232	10:48:54.699
6	1:01.571	+0.952	10:49:56.270
7	1:01.823	+1.204	10:50:58.093
8	1:01.919	+1.300	10:52:00.012
9	1:02.373	+1.754	10:53:02.385
10	1:00.873	+0.254	10:54:03.258
11	1:01.366	+0.747	10:55:04.624
12	1:01.641	+1.022	10:56:06.265
13	1:00.971	+0.352	10:57:07.236
14	1:01.719	+1.100	10:58:08.955
15	1:00.619		10:59:09.574

(21) Simon Critchlow			
1	1:04.962	+4.100	10:44:49.731
2	1:02.154	+1.292	10:45:51.885
3	1:01.275	+0.413	10:46:53.160
4	1:01.221	+0.359	10:47:54.381
5	1:00.862		10:48:55.243
6	1:01.259	+0.397	10:49:56.502
7	1:02.126	+1.264	10:50:58.628
8	1:02.092	+1.230	10:52:00.720
9	1:01.447	+0.585	10:53:02.167
10	1:01.858	+0.996	10:54:04.025
11	1:01.426	+0.564	10:55:05.451
12	1:01.383	+0.521	10:56:06.834
13	1:01.857	+0.995	10:57:08.691
14	1:01.820	+0.958	10:58:10.511
15	1:01.487	+0.625	10:59:11.998

(96) Callum O'Shea			
1	1:07.926	+3.378	10:44:53.319

(76) Dan Shailer			
2	1:05.018	+0.470	10:45:58.337
3	1:04.670	+0.122	10:47:03.007
4	1:04.872	+0.324	10:48:07.879
5	1:05.172	+0.624	10:49:13.051
6	1:04.582	+0.034	10:50:17.633
7	1:06.586	+2.038	10:51:24.219
8	1:04.834	+0.286	10:52:29.053
9	1:05.473	+0.925	10:53:34.526
10	1:04.716	+0.168	10:54:39.242
11	1:04.963	+0.415	10:55:44.205
12	1:05.256	+0.708	10:56:49.461
13	1:04.928	+0.380	10:57:54.389
14	1:04.548		10:58:58.937

(122) Tim Daisley			
1	1:09.435	+4.656	10:44:54.837
2	1:05.345	+0.566	10:46:00.182
3	1:04.866	+0.087	10:47:05.048
4	1:04.779		10:48:09.827
5	1:05.118	+0.339	10:49:14.945
6	1:04.886	+0.107	10:50:19.831
7	1:05.297	+0.518	10:51:25.128
8	1:05.991	+1.212	10:52:31.119
9	1:05.474	+0.695	10:53:36.593
10	1:05.352	+0.573	10:54:41.945
11	1:05.390	+0.611	10:55:47.335
12	1:05.037	+0.258	10:56:52.372
13	1:05.893	+1.114	10:57:58.265
14	1:05.868	+1.089	10:59:04.133

(55) Paul Dunne			
1	1:11.135	+3.988	10:44:57.195
2	1:09.545	+2.398	10:46:06.740
3	1:08.568	+1.421	10:47:15.308
4	1:08.534	+1.387	10:48:23.842
5	1:08.670	+1.523	10:49:32.512
6	1:08.815	+1.668	10:50:41.327
7	1:08.502	+1.355	10:51:49.829
8	1:08.371	+1.224	10:52:58.200
9	1:07.147		10:54:05.347
10	1:08.892	+1.745	10:55:14.239
11	1:08.680	+1.533	10:56:22.919
12	1:08.441	+1.294	10:57:31.360
13	1:08.295	+1.148	10:58:39.655
14	1:07.969	+0.822	10:59:47.624

Chief of Timing and Scoring

Race Director

Weather / Track : (Bright / Dry)

Reults @ www.sportstimingservices.com





Thundersport GB Rounds 13 and 14

MAL Formula 600

Pembrey 1.456 Miles

Race 3

28/08/2011 10:43

Race started at 10:43:43

Lap	Lap Tm	Diff	Time of Day
(12) Paul Martin			
1	1:16.456	+7.994	10:45:02.764
2	1:09.746	+1.284	10:46:12.510
3	1:08.882	+0.420	10:47:21.392
4	1:08.511	+0.049	10:48:29.903
5	1:08.462		10:49:38.365

Lap	Lap Tm	Diff	Time of Day
-----	--------	------	-------------

Lap	Lap Tm	Diff	Time of Day
-----	--------	------	-------------

Chief of Timing and Scoring

Race Director

Weather / Track : (Bright / Dry)

Reults @ www.sportstimingservices.com

Printed: 28/08/2011 11:04:51





Thundersport GB Rounds 13 and 14

Sorted on Laps

MAL Formula 600

Pembrey 1.456 Miles

Race 11

28/08/2011 14:08

Race started at 14:08:31

Pos	No.	Name	Bike	CC	Laps	Total Tm	Diff	Gap	Best Tm	Best Spd	Avg. Spd	Start Pos
1	14	Ben Field	Honda	600	15	15:04.290			59.382	88.269	86.946	1
2	16	Craig Sproston	Yamaha	600	15	15:10.013	5.723	5.723	59.294	88.400	86.399	12
3	22	Richard McNeil	Suzuki	600	15	15:24.045	19.755	14.032	59.591	87.960	85.087	2
4	4	Tom McHale	Honda	600	15	15:40.145	35.855	16.100	1:01.697	84.957	83.630	5
5	51	Adam Oliver	Honda	600	15	15:45.716	41.426	5.571	1:00.994	85.936	83.137	4
6	21	Simon Critchlow	Triumph	675	15	15:54.144	49.854	8.428	1:02.411	83.985	82.403	6
7	96	Callum O'Shea	Honda	600	14	15:14.365	1 Lap	1 Lap	1:04.350	81.455	80.255	7
8	76	Dan Shailer	Honda	600	14	15:18.618	1 Lap	4.253	1:04.264	81.564	79.883	8
9	122	Tim Daisley	Triumph	675	13	15:05.896	2 Laps	1 Lap	1:08.292	76.753	75.219	9
10	55	Paul Dunne	Suzuki	600	13	15:21.938	2 Laps	16.042	1:09.369	75.561	73.910	11
11	12	Paul Martin	Suzuki	600	13	15:34.289	2 Laps	12.351	1:10.352	74.505	72.933	10

Not classified

DNF	34	Chris Mort	Triumph	675	8	8:17.147	DNF		1:00.668	86.398	84.347	3
-----	----	------------	---------	-----	---	----------	-----	--	----------	--------	--------	---

Margin of Victory	Avg. Speed	Best Lap Tm	Best Spd	Best Lap by
5.723	86.946	59.294	88.400	16 - Craig Sproston

Chief of Timing and Scoring

Race Director

Weather / Track : (Bright / Dry)

Reults @ www.sportstimeservices.com





MAL Formula 600

Pembrey 1.456 Miles

Race 11

28/08/2011 14:08

Race started at 14:08:31

Competitors

	Laps															
	0	1	2	3	4	5	6	7	8	9	10	11	12	13	14	15
Craig Sproston (16)	1	16	14	14	14	14	14	14	14	14	14	14	14	14	14	14
Ben Field (14)	2	14	22	22	22	22	22	16	16	16	16	16	16	16	16	16
Richard McNeil (22)	3	22	16	16	16	16	16	22	22	22	22	22	22	22	22	22
Adam Oliver (51)	4	51	51	51	34	34	34	34	34	34	51	51	51	51	4	4
Chris Mort (34)	5	34	4	34	51	51	51	51	51	51	4	4	4	4	4	51
Tom McHale (4)	6	4	34	4	4	4	4	4	4	4	21	21	21	21	21	21
Simon Critchlow (21)	7	21	21	21	21	21	21	21	21	96	96	96	96	96	96	96
Callum O'Shea (96)	8	96	96	96	96	96	96	96	96	76	76	76	76	76	76	76
Dan Shailer (76)	9	76	76	76	76	76	76	76	76	122	122	122	122	122	122	122
Paul Martin (12)	10	12	122	122	122	122	122	122	122	55	55	55	55	55	55	55
Paul Dunne (55)	11	55	55	55	55	55	55	55	55	12	12	12	12	12	12	12
Tim Daisley (122)	12	122	12	12	12	12	12	12	12	12	12	12	12	12	12	12

Chief of Timing and Scoring

Race Director

Weather / Track : (Bright / Dry)

Reults @ www.sportstimingservices.com





Thundersport GB Rounds 13 and 14

MAL Formula 600

Pembrey 1.456 Miles

Race 11

28/08/2011 14:08

Race started at 14:08:31

Lap	Lap Tm	Diff	Time of Day
(14) Ben Field			
1	1:06.314	+6.932	14:09:37.898
2	1:00.456	+1.074	14:10:38.354
3	1:00.628	+1.246	14:11:38.982
4	59.893	+0.511	14:12:38.875
5	59.382		14:13:38.257
6	59.626	+0.244	14:14:37.883
7	59.458	+0.076	14:15:37.341
8	1:00.389	+1.007	14:16:37.730
9	59.509	+0.127	14:17:37.239
10	59.557	+0.175	14:18:36.796
11	59.502	+0.120	14:19:36.298
12	59.423	+0.041	14:20:35.721
13	59.839	+0.457	14:21:35.560
14	59.942	+0.560	14:22:35.502
15	1:00.354	+0.972	14:23:35.856

(16) Craig Sproston			
1	1:06.777	+7.483	14:09:38.343
2	1:00.554	+1.260	14:10:38.897
3	1:00.313	+1.019	14:11:39.210
4	1:00.108	+0.814	14:12:39.318
5	59.530	+0.236	14:13:38.848
6	59.454	+0.160	14:14:38.302
7	1:00.335	+1.041	14:15:38.637
8	1:00.043	+0.749	14:16:38.680
9	59.642	+0.348	14:17:38.322
10	59.294		14:18:37.616
11	59.764	+0.470	14:19:37.380
12	1:00.195	+0.901	14:20:37.575
13	1:01.407	+2.113	14:21:38.982
14	1:01.484	+2.190	14:22:40.466
15	1:01.113	+1.819	14:23:41.579

(22) Richard McNeil			
1	1:04.267	+4.676	14:09:38.137
2	1:00.617	+1.026	14:10:38.754
3	1:00.311	+0.720	14:11:39.065
4	1:00.130	+0.539	14:12:39.195
5	59.591		14:13:38.786
6	1:00.444	+0.853	14:14:39.230
7	1:01.775	+2.184	14:15:41.005
8	1:01.303	+1.712	14:16:42.308
9	1:00.815	+1.224	14:17:43.123
10	1:00.908	+1.317	14:18:44.031
11	1:01.273	+1.682	14:19:45.304
12	1:01.365	+1.774	14:20:46.669
13	1:02.139	+2.548	14:21:48.808
14	1:02.679	+3.088	14:22:51.487
15	1:04.124	+4.533	14:23:55.611

(4) Tom McHale			
1	1:05.887	+4.190	14:09:40.290
2	1:02.112	+0.415	14:10:42.402
3	1:01.941	+0.244	14:11:44.343
4	1:01.697		14:12:46.040
5	1:01.917	+0.220	14:13:47.957
6	1:02.536	+0.839	14:14:50.493
7	1:02.082	+0.385	14:15:52.575
8	1:02.509	+0.812	14:16:55.084

9	1:02.773	+1.076	14:17:57.857
10	1:02.680	+0.983	14:19:00.537
11	1:02.290	+0.593	14:20:02.827
12	1:01.796	+0.099	14:21:04.623
13	1:02.571	+0.874	14:22:07.194
14	1:01.862	+0.165	14:23:09.056
15	1:02.655	+0.958	14:24:11.711

(51) Adam Oliver			
1	1:05.133	+4.139	14:09:39.191
2	1:01.622	+0.628	14:10:40.813
3	1:01.932	+0.938	14:11:42.745
4	1:01.147	+0.153	14:12:43.892
5	1:00.994		14:13:44.886
6	1:01.685	+0.691	14:14:46.571
7	1:02.003	+1.009	14:15:48.574
8	1:01.555	+0.561	14:16:50.129
9	1:03.459	+2.465	14:17:53.588
10	1:03.579	+2.585	14:18:57.167
11	1:03.493	+2.499	14:20:00.660
12	1:03.414	+2.420	14:21:04.074
13	1:03.009	+2.015	14:22:07.083
14	1:03.580	+2.586	14:23:10.663
15	1:06.619	+5.625	14:24:17.282

(21) Simon Critchlow			
1	1:06.524	+4.113	14:09:41.162
2	1:03.756	+1.345	14:10:44.918
3	1:02.814	+0.403	14:11:47.732
4	1:02.584	+0.173	14:12:50.316
5	1:02.546	+0.135	14:13:52.862
6	1:02.411		14:14:55.273
7	1:02.690	+0.279	14:15:57.963
8	1:02.469	+0.058	14:17:00.432
9	1:02.666	+0.255	14:18:03.098
10	1:03.957	+1.546	14:19:07.055
11	1:02.833	+0.422	14:20:09.888
12	1:02.783	+0.372	14:21:12.671
13	1:03.168	+0.757	14:22:15.839
14	1:03.382	+0.971	14:23:19.221
15	1:06.489	+4.078	14:24:25.710

(96) Callum O'Shea			
1	1:08.357	+4.007	14:09:43.267
2	1:04.440	+0.090	14:10:47.707
3	1:04.999	+0.649	14:11:52.706
4	1:04.831	+0.481	14:12:57.537
5	1:04.843	+0.493	14:14:02.380
6	1:04.350		14:15:06.730
7	1:04.353	+0.003	14:16:11.083
8	1:04.614	+0.264	14:17:15.697
9	1:04.490	+0.140	14:18:20.187
10	1:04.622	+0.272	14:19:24.809
11	1:05.378	+1.028	14:20:30.187
12	1:04.935	+0.585	14:21:35.122
13	1:05.438	+1.088	14:22:40.560
14	1:05.371	+1.021	14:23:45.931

(76) Dan Shailer			
1	1:09.569	+5.305	14:09:44.502
2	1:05.249	+0.985	14:10:49.751

3	1:04.982	+0.718	14:11:54.733
4	1:04.264		14:12:58.997
5	1:04.897	+0.633	14:14:03.894
6	1:04.965	+0.701	14:15:08.859
7	1:04.872	+0.608	14:16:13.731
8	1:05.154	+0.890	14:17:18.885
9	1:04.953	+0.689	14:18:23.838
10	1:04.800	+0.536	14:19:28.638
11	1:05.379	+1.115	14:20:34.017
12	1:04.896	+0.632	14:21:38.913
13	1:05.054	+0.790	14:22:43.967
14	1:06.217	+1.953	14:23:50.184

(122) Tim Daisley			
1	1:12.544	+4.252	14:09:48.086
2	1:09.174	+0.882	14:10:57.260
3	1:09.687	+1.395	14:12:06.947
4	1:09.220	+0.928	14:13:16.167
5	1:08.965	+0.673	14:14:25.132
6	1:09.211	+0.919	14:15:34.343
7	1:09.059	+0.767	14:16:43.402
8	1:10.392	+2.100	14:17:53.794
9	1:08.913	+0.621	14:19:02.707
10	1:08.292		14:20:10.999
11	1:08.473	+0.181	14:21:19.472
12	1:08.874	+0.582	14:22:28.346
13	1:09.116	+0.824	14:23:37.462

(55) Paul Dunne			
1	1:14.045	+4.676	14:09:49.538
2	1:11.039	+1.670	14:11:00.577
3	1:10.219	+0.850	14:12:10.796
4	1:09.852	+0.483	14:13:20.648
5	1:09.633	+0.264	14:14:30.281
6	1:09.960	+0.591	14:15:40.241
7	1:09.456	+0.087	14:16:49.697
8	1:09.926	+0.557	14:17:59.623
9	1:10.286	+0.917	14:19:09.909
10	1:09.369		14:20:19.278
11	1:11.499	+2.130	14:21:30.777
12	1:10.392	+1.023	14:22:41.169
13	1:12.335	+2.966	14:23:53.504

(12) Paul Martin			
1	1:16.064	+5.712	14:09:51.403
2	1:11.987	+1.635	14:11:03.390
3	1:11.439	+1.087	14:12:14.829
4	1:10.468	+0.116	14:13:25.297
5	1:12.167	+1.815	14:14:37.464
6	1:11.171	+0.819	14:15:48.635
7	1:11.428	+1.076	14:17:00.063
8	1:11.135	+0.783	14:18:11.198
9	1:11.563	+1.211	14:19:22.761
10	1:11.349	+0.997	14:20:34.110
11	1:10.352		14:21:44.462
12	1:10.516	+0.164	14:22:54.978
13	1:10.877	+0.525	14:24:05.855

(34) Chris Mort			
1	1:06.028	+5.360	14:09:40.370
2	1:00.917	+0.249	14:10:41.287

Chief of Timing and Scoring

Race Director

Weather / Track : (Bright / Dry)

Reults @ www.sportstimingservices.com

Printed: 28/08/2011 14:27:34





Thundersport GB Rounds 13 and 14

MAL Formula 600

Pembrey 1.456 Miles

Race 11

28/08/2011 14:08

Race started at 14:08:31

Lap	Lap Tm	Diff	Time of Day
3	1:01.266	+0.598	14:11:42.553
4	1:00.668		14:12:43.221
5	1:01.022	+0.354	14:13:44.243
6	1:01.240	+0.572	14:14:45.483
7	1:01.939	+1.271	14:15:47.422
8	1:01.291	+0.623	14:16:48.713

Lap	Lap Tm	Diff	Time of Day
-----	--------	------	-------------

Lap	Lap Tm	Diff	Time of Day
-----	--------	------	-------------

Chief of Timing and Scoring

Race Director

Weather / Track : (Bright / Dry)

Reults @ www.sportstimingservices.com

Printed: 28/08/2011 14:27:34

