



www.thundersportgb.com

Rounds 11 & 12 Races For Aces 16th – 17th July

Snetterton 300





Thundersport GB Rounds 10 and 11

Sorted on Best Lap time

Alto Digital Thundersport GP2 & Nitro GP3

Snetterton 300 Circuit 2.969 Miles

Qualifying

16/07/2011 11:19

Practice started at 11:18:44

Pos	No.	Name	Bike	CC	Best Tm	Best Spd	Gap	Diff - Ldr.	In Lap	2nd Best
1	100	Connor Tagg	Aprilia	450	2:18.609	77.109			7	2:19.519
2	30	Liam Shellcock	Aprilia	450	2:19.913	76.391	1.304	1.304	5	2:20.361
3	88	Josh Daley	Kawasaki	400	2:20.780	75.920	0.867	2.171	8	2:22.352
4	17	Ian Popplewell	Kawasaki	650 M	2:20.933	75.838	0.153	2.324	7	2:21.242
5	90	Aaron Hay	Suzuki	450-GP3	2:24.522	73.954	3.589	5.913	7	2:24.779
6	64	Adam Palfreman	Suzuki	650	2:25.040	73.690	0.518	6.431	8	2:26.238
7	10	Curtis Rothwell	Suzuki	650 M	2:28.281	72.080	3.241	9.672	3	2:28.374
8	84	Mark George	Pami	450	2:28.934	71.764	0.653	10.325	7	2:31.363
9	33	James Robinson	Honda	125-GP3	2:29.267	71.604	0.333	10.658	5	2:31.059
10	9	Perry Goldstein	KTM	610	2:29.731	71.382	0.464	11.122	5	2:30.550
11	22	Sam Nicholson	Suzuki	650 M	2:34.481	69.187	4.750	15.872	3	2:35.431
12	47	Nathan Hutchinson	Suzuki	650 M	2:34.931	68.986	0.450	16.322	3	2:36.892
13	15	Sam Docker	Suzuki	650 M	2:46.636	64.140	11.705	28.027	5	2:49.216

Chief of Timing & Scoring:

Race Director:

Weather/Track: Raining/Wet

Results @ www.sportstimeservices.com

Printed: 16/07/2011 11:39:54





Thundersport GB Rounds 10 and 11

Alto Digital Thundersport GP2 & Nitro GP3

Snetterton 300 Circuit 2.969 Miles

Race 6 & 13 + Sun 8 & 16

16/07/2011

Race

POLE POSITION

	1	2	3	4
1	100	30	88	17
2	90	64	10	84
3	33	9	22	47
4	15			

Chief of Timing & Scoring:

Race Director:

Weather/Track:

Results @ www.sportstimeservices.com

Printed: 16/07/2011 11:40:57





Thundersport GB Rounds 10 and 11

Sorted on Laps

Alto Digital Thundersport GP2 & Nitro GP3

Snetterton 300 Circuit 2.969 Miles

Race 6

16/07/2011 15:11

Race started at 15:11:18

Pos	No.	Name	Bike	CC	Laps	Total Tm	Diff	Gap	Best Tm	Best Spd	Avg. Spd	Start Pos
1	100	Connor Tagg	Aprilia	450	7	15:57.068			2:15.002	79.169	78.172	1
2	30	Liam Shellcock	Aprilia	450	7	16:07.523	10.455	10.455	2:16.470	78.318	77.328	2
3	64	Adam Palfreman	Suzuki	650	7	16:07.919	10.851	0.396	2:15.488	78.886	77.296	6
4	88	Josh Daley	Kawasaki	400	7	16:13.066	15.998	5.147	2:14.854	79.256	76.887	3
5	17	Ian Popplewell	Kawasaki	650 M	7	16:20.671	23.603	7.605	2:17.876	77.519	76.291	4
6	90	Aaron Hay	Suzuki	450-GP3	7	16:29.417	32.349	8.746	2:19.652	76.533	75.617	5
7	10	Curtis Rothwell	Suzuki	650 M	7	16:30.580	33.512	1.163	2:19.567	76.580	75.528	7
8	9	Perry Goldstein	KTM	610	7	16:57.493	1:00.425	26.913	2:23.097	74.691	73.530	10
9	84	Mark George	Pami	450	7	17:07.800	1:10.732	10.307	2:23.809	74.321	72.793	8
10	47	Nathan Hutchinson	Suzuki	650 M	7	17:08.955	1:11.887	1.155	2:22.130	75.199	72.711	12
11	22	Sam Nicholson	Suzuki	650 M	7	17:09.327	1:12.259	0.372	2:21.810	75.369	72.685	11
12	33	James Robinson	Honda	125-GP3	7	17:43.669	1:46.601	34.342	2:29.883	71.309	70.338	9
2	13	Mark Lawes	Aprilia	450	7	18:03.838	2:06.770	20.169	2:32.213	70.218	69.029	0

Not classified

DNF	15	Sam Docker	Suzuki	650 M		3.129	DNF		-	-		13
-----	----	------------	--------	-------	--	-------	-----	--	---	---	--	----

Announcements

*** 10 second jump start penalty - No 88***

Margin of Victory	Avg. Speed	Best Lap Tm	Best Spd	Best Lap by
10.455	78.172	2:14.854	79.256	88 - Josh Daley

Chief of Timing & Scoring:

Race Director:

Weather/Track: Cloudy/Wet

Results @ www.sportstimeservices.com





Thundersport GB Rounds 10 and 11

Lapchart

Alto Digital Thundersport GP2 & Nitro GP3

Snetterton 300 Circuit 2.969 Miles

Race 6

16/07/2011 15:11

Race started at 15:11:18

Competitors

Laps

	0	1	2	3	4	5	6	7
Liam Shellcock (30)	1	30	100	100	100	100	100	100
Connor Tagg (100)	2	100	30	30	30	88	88	88
Josh Daley (88)	3	88	88	88	88	30	30	30
Aaron Hay (90)	4	90	64	64	64	64	64	64
Ian Popplewell (17)	5	17	17	17	17	17	17	17
Adam Palfreman (64)	6	64	90	10	10	90	90	90
Curtis Rothwell (10)	7	10	10	90	90	90	10	10
Mark George (84)	8	84	22	9	9	9	9	9
Nathan Hutchinson (47)	9	47	9	84	84	84	84	84
Sam Nicholson (22)	10	22	84	22	22	22	47	47
Perry Goldstein (9)	11	9	47	47	47	47	22	22
Mark Lawes (5)	12	5	33	33	33	33	33	33
James Robinson (33)	13	33	5	5	5	5	5	5
Sam Docker (15)	14	15						

Chief of Timing & Scoring:

Race Director:

Weather/Track: Cloudy/Wet

Results @ www.sportstimeservices.com

Printed: 16/07/2011 15:30:57





Thundersport GB Rounds 10 and 11

Alto Digital Thundersport GP2 & Nitro GP3

Snetterton 300 Circuit 2.969 Miles

Race 6

16/07/2011 15:11

Race started at 15:11:18

Lap	Lap Tm	Diff	Time of Day
(100) Connor Tagg			
1	2:22.167	+7.165	15:13:41.240
2	2:16.570	+1.568	15:15:57.810
3	2:16.350	+1.348	15:18:14.160
4	2:15.305	+0.303	15:20:29.465
5	2:15.643	+0.641	15:22:45.108
6	2:15.002		15:25:00.110
7	2:15.851	+0.849	15:27:15.961
(30) Liam Shellcock			
1	2:23.685	+7.215	15:13:42.578
2	2:16.470		15:15:59.048
3	2:17.357	+0.887	15:18:16.405
4	2:17.040	+0.570	15:20:33.445
5	2:16.703	+0.233	15:22:50.148
6	2:17.095	+0.625	15:25:07.243
7	2:19.173	+2.703	15:27:26.416
(64) Adam Palfreman			
1	2:23.695	+8.207	15:13:44.230
2	2:18.421	+2.933	15:16:02.651
3	2:18.196	+2.708	15:18:20.847
4	2:17.103	+1.615	15:20:37.950
5	2:16.800	+1.312	15:22:54.750
6	2:16.574	+1.086	15:25:11.324
7	2:15.488		15:27:26.812
(88) Josh Daley			
1	2:23.622	+8.768	15:13:43.319
2	2:17.513	+2.659	15:16:00.832
3	2:16.956	+2.102	15:18:17.788
4	2:16.191	+1.337	15:20:33.979
5	2:15.306	+0.452	15:22:49.285
6	2:14.854		15:25:04.139
7	2:17.820	+2.966	15:27:21.959
(17) Ian Popplewell			
1	2:25.381	+7.505	15:13:45.695
2	2:18.000	+0.124	15:16:03.695
3	2:17.876		15:18:21.571
4	2:18.740	+0.864	15:20:40.311
5	2:19.982	+2.106	15:23:00.293
6	2:19.950	+2.074	15:25:20.243
7	2:19.321	+1.445	15:27:39.564
(90) Aaron Hay			
1	2:26.541	+6.889	15:13:46.814
2	2:21.661	+2.009	15:16:08.475
3	2:19.652		15:18:28.127
4	2:19.755	+0.103	15:20:47.882
5	2:19.914	+0.262	15:23:07.796
6	2:19.876	+0.224	15:25:27.672
7	2:20.638	+0.986	15:27:48.310
(10) Curtis Rothwell			
1	2:26.116	+6.549	15:13:46.980
2	2:19.906	+0.339	15:16:06.886
3	2:19.775	+0.208	15:18:26.661
4	2:20.950	+1.383	15:20:47.611
5	2:21.163	+1.596	15:23:08.774

Lap	Lap Tm	Diff	Time of Day
6	2:19.567		15:25:28.341
7	2:21.132	+1.565	15:27:49.473
(9) Perry Goldstein			
1	2:30.984	+7.887	15:13:52.547
2	2:24.061	+0.964	15:16:16.608
3	2:23.097		15:18:39.705
4	2:23.476	+0.379	15:21:03.181
5	2:24.408	+1.311	15:23:27.589
6	2:24.864	+1.767	15:25:52.453
7	2:23.933	+0.836	15:28:16.386
(84) Mark George			
1	2:32.203	+8.394	15:13:53.161
2	2:29.248	+5.439	15:16:22.409
3	2:26.576	+2.767	15:18:48.985
4	2:24.873	+1.064	15:21:13.858
5	2:25.167	+1.358	15:23:39.025
6	2:23.809		15:26:02.834
7	2:23.859	+0.050	15:28:26.693
(47) Nathan Hutchinson			
1	2:33.026	+10.896	15:13:54.281
2	2:29.822	+7.692	15:16:24.103
3	2:26.486	+4.356	15:18:50.589
4	2:25.644	+3.514	15:21:16.233
5	2:26.081	+3.951	15:23:42.314
6	2:23.404	+1.274	15:26:05.718
7	2:22.130		15:28:27.848
(22) Sam Nicholson			
1	2:30.726	+8.916	15:13:52.279
2	2:31.172	+9.362	15:16:23.451
3	2:26.585	+4.775	15:18:50.036
4	2:25.627	+3.817	15:21:15.663
5	2:25.903	+4.093	15:23:41.566
6	2:24.844	+3.034	15:26:06.410
7	2:21.810		15:28:28.220
(33) James Robinson			
1	2:38.003	+8.120	15:13:59.902
2	2:31.071	+1.188	15:16:30.973
3	2:29.883		15:19:00.856
4	2:30.641	+0.758	15:21:31.497
5	2:30.331	+0.448	15:24:01.828
6	2:30.038	+0.155	15:26:31.866
7	2:30.696	+0.813	15:29:02.562
(5) Mark Lawes			
1	2:41.679	+9.466	15:14:03.454
2	2:33.410	+1.197	15:16:36.864
3	2:33.248	+1.035	15:19:10.112
4	2:33.570	+1.357	15:21:43.682
5	2:32.998	+0.785	15:24:16.680
6	2:32.213		15:26:48.893
7	2:33.838	+1.625	15:29:22.731

Lap	Lap Tm	Diff	Time of Day
-----	--------	------	-------------

Chief of Timing & Scoring:

Race Director:

Weather/Track: Cloudy/Wet

Results @ www.sportstimingservices.com

Printed: 16/07/2011 15:31:38





Thundersport GB Rounds 10 and 11

Sorted on Laps

Alto Digital Thundersport GP2 & Nitro GP3

Snetterton 300 Circuit 2.969 Miles

Race 13

17/07/2011 10:05

Race started at 10:05:35

Pos	No.	Name	Bike	CC	Laps	Total Tm	Diff	Gap	Best Tm	Best Spd	Avg. Spd	Start Pos
1	100	Connor Tagg	Aprilia	450	5	10:39.161			2:06.381	84.570	83.610	0
2	88	Josh Daley	Kawasaki	400	5	10:44.173	5.012	5.012	2:07.156	84.055	82.959	0
3	10	Curtis Rothwell	Suzuki	650 M	5	10:45.708	6.547	1.535	2:07.246	83.995	82.762	0
4	64	Adam Palfreman	Suzuki	650	5	10:48.270	9.109	2.562	2:07.877	83.581	82.435	0
5	17	Ian Popplewell	Kawasaki	650 M	5	10:51.293	12.132	3.023	2:08.632	83.090	82.052	0
6	30	Liam Shellcock	Aprilia	450	5	10:56.345	17.184	5.052	2:09.359	82.623	81.421	0
7	84	Mark George	Pami	450	5	10:59.228	20.067	2.883	2:10.312	82.019	81.065	0
8	90	Aaron Hay	Suzuki	450-GP3	5	11:00.684	21.523	1.456	2:10.494	81.904	80.886	0
9	33	James Robinson	Honda	125-GP3	5	11:10.979	31.818	10.295	2:12.150	80.878	79.645	0
10	47	Nathan Hutchinson	Suzuki	650 M	5	11:15.738	36.577	4.759	2:12.135	80.887	79.084	0
11	22	Sam Nicholson	Suzuki	650 M	5	11:15.956	36.795	0.218	2:12.109	80.903	79.059	0

Not classified

DNF	15	Sam Docker	Suzuki	650 M		2.211	DNF		-	-		0
-----	----	------------	--------	-------	--	-------	-----	--	---	---	--	---

Margin of Victory	Avg. Speed	Best Lap Tm	Best Spd	Best Lap by
5.012	83.610	2:06.381	84.570	100 - Connor Tagg

Chief of Timing & Scoring:

Race Director:

Weather/Track: Cloudy / Dry

Results @ www.sportstimeservices.com





Thundersport GB Rounds 10 and 11

Lapchart

Alto Digital Thundersport GP2 & Nitro GP3

Snetterton 300 Circuit 2.969 Miles

Race 13

17/07/2011 10:05

Race started at 10:05:35

Competitors

Laps

	0	1	2	3	4	5
1 Connor Tagg (100)	100	100	100	100	100	100
2 Liam Shellcock (30)	30	64	88	88	88	88
3 Josh Daley (88)	88	88	10	10	10	10
4 Ian Poplewell (17)	17	17	64	64	64	64
5 Aaron Hay (90)	90	10	17	17	17	17
6 Adam Palfreman (64)	64	84	30	30	30	30
7 Curtis Rothwell (10)	10	30	84	84	84	84
8 Mark George (84)	84	90	90	90	90	90
9 Sam Nicholson (22)	22	33	33	33	33	33
10 Nathan Hutchinson (47)	47	22	22	22	47	47
11 James Robinson (33)	33	47	47	47	22	22
12 Sam Docker (15)	15					

Chief of Timing & Scoring:

Race Director:

Weather/Track: Cloudy / Dry

Results @ www.sportstimeservices.com

Printed: 17/07/2011 10:19:02





Thundersport GB Rounds 10 and 11

Alto Digital Thundersport GP2 & Nitro GP3

Snetterton 300 Circuit 2.969 Miles

Race 13

17/07/2011 10:05

Race started at 10:05:35

Lap	Lap Tm	Diff	Time of Day
(100) Connor Tagg			
1	2:12.257	+5.876	10:07:47.678
2	2:07.174	+0.793	10:09:54.852
3	2:06.666	+0.285	10:12:01.518
4	2:06.381		10:14:07.899
5	2:06.683	+0.302	10:16:14.582
(88) Josh Daley			
1	2:13.665	+6.509	10:07:49.544
2	2:07.626	+0.470	10:09:57.170
3	2:07.156		10:12:04.326
4	2:07.480	+0.324	10:14:11.806
5	2:07.788	+0.632	10:16:19.594
(10) Curtis Rothwell			
1	2:14.071	+6.825	10:07:50.582
2	2:08.005	+0.759	10:09:58.587
3	2:07.579	+0.333	10:12:06.166
4	2:07.246		10:14:13.412
5	2:07.717	+0.471	10:16:21.129
(64) Adam Palfreman			
1	2:12.868	+4.991	10:07:49.197
2	2:09.786	+1.909	10:09:58.983
3	2:07.877		10:12:06.860
4	2:07.950	+0.073	10:14:14.810
5	2:08.881	+1.004	10:16:23.691
(17) Ian Popplewell			
1	2:14.219	+5.587	10:07:50.100
2	2:09.804	+1.172	10:09:59.904
3	2:08.632		10:12:08.536
4	2:09.138	+0.506	10:14:17.674
5	2:09.040	+0.408	10:16:26.714
(30) Liam Shellcock			
1	2:16.800	+7.441	10:07:52.472
2	2:10.464	+1.105	10:10:02.936
3	2:09.359		10:12:12.295
4	2:09.771	+0.412	10:14:22.066
5	2:09.700	+0.341	10:16:31.766
(84) Mark George			
1	2:15.028	+4.716	10:07:51.722
2	2:11.508	+1.196	10:10:03.230
3	2:10.657	+0.345	10:12:13.887
4	2:10.450	+0.138	10:14:24.337
5	2:10.312		10:16:34.649
(90) Aaron Hay			
1	2:16.492	+5.998	10:07:52.646
2	2:11.490	+0.996	10:10:04.136
3	2:10.736	+0.242	10:12:14.872
4	2:10.739	+0.245	10:14:25.611
5	2:10.494		10:16:36.105
(33) James Robinson			
1	2:18.130	+5.980	10:07:55.342
2	2:12.587	+0.437	10:10:07.929
3	2:12.893	+0.743	10:12:20.822

Lap	Lap Tm	Diff	Time of Day
4	2:12.150		10:14:32.972
5	2:13.428	+1.278	10:16:46.400
(47) Nathan Hutchinson			
1	2:19.863	+7.728	10:07:56.977
2	2:14.187	+2.052	10:10:11.164
3	2:14.844	+2.709	10:12:26.008
4	2:13.016	+0.881	10:14:39.024
5	2:12.135		10:16:51.159
(22) Sam Nicholson			
1	2:18.410	+6.301	10:07:55.469
2	2:15.105	+2.996	10:10:10.574
3	2:15.205	+3.096	10:12:25.779
4	2:13.489	+1.380	10:14:39.268
5	2:12.109		10:16:51.377

Lap	Lap Tm	Diff	Time of Day
-----	--------	------	-------------

Chief of Timing & Scoring:

Race Director:

Weather/Track: Cloudy / Dry

Results @ www.sportstimingservices.com

Printed: 17/07/2011 10:19:37





Thundersport GB Rounds 10 and 11

Sorted on Best Lap time

Snetterton 300 Circuit 2.969 Miles

GP2 & GP3 Warm up

17/07/2011 09:00

Practice started at 9:00:17

Pos	No.	Name	Bike	CC	Best Tm	Best Spd	Gap	Diff - Ldr.	In Lap	2nd Best
1	100	Connor Tagg	Aprilia	450	2:12.247	80.819			3	2:15.903
2	17	Ian Popplewell	Kawasaki	650 M	2:12.890	80.428	0.643	0.643	2	2:13.293
3	10	Curtis Rothwell	Suzuki	650 M	2:13.635	79.979	0.745	1.388	2	2:15.785
4	64	Adam Palfreman	Suzuki	650	2:14.243	79.617	0.608	1.996	2	2:15.212
5	30	Liam Shellcock	Aprilia	450	2:14.895	79.232	0.652	2.648	3	2:17.251
6	88	Josh Daley	Kawasaki	400	2:14.924	79.215	0.029	2.677	3	2:17.763
7	33	James Robinson	Honda	125-GP3	2:15.012	79.164	0.088	2.765	3	2:15.876
8	9	Perry Goldstein	KTM	610	2:17.630	77.658	2.618	5.383	2	2:29.048
9	84	Mark George	Pami	450	2:18.773	77.018	1.143	6.526	3	2:22.954
10	22	Sam Nicholson	Suzuki	650 M	2:19.494	76.620	0.720	7.247	3	2:22.337
11	90	Aaron Hay	Suzuki	450-GP3	2:24.132	74.155	4.638	11.885	1	
12	47	Nathan Hutchinson	Suzuki	650 M	2:25.075	73.673	0.943	12.828	2	2:29.087
13	15	Sam Docker	Suzuki	650 M	2:34.084	69.365	9.009	21.837	2	2:34.766
14	51	Paul Maxfield	Kawasaki	400		-			0	
15	93	Alan Russell	Honda	400		-			0	
16	135	Chris Harrison	Aprilia	450		-			0	

Chief of Timing & Scoring:

Race Director:

Weather/Track: Cloudy / Dry

Results @ www.sportstimingservices.com

Printed: 17/07/2011 09:11:52





Thundersport GB Rounds 10 and 11

Sorted on Laps

Alto Digital Thundersport GP2 & Nitro GP3

Snetterton 300 Circuit 2.969 Miles

Race 8

17/07/2011 14:12

Race started at 14:12:43

Pos	No.	Name	Bike	CC	Laps	Total Tm	Diff	Gap	Best Tm	Best Spd	Avg. Spd	Start Pos
1	100	Connor Tagg	Aprilia	450	8	16:50.802			2:04.765	85.665	84.591	1
2	88	Josh Daley	Kawasaki	400	8	17:05.592	14.790	14.790	2:06.721	84.343	83.371	3
3	64	Adam Palfreman	Suzuki	650	8	17:10.184	19.382	4.592	2:07.649	83.730	82.999	6
4	10	Curtis Rothwell	Suzuki	650 M	8	17:10.389	19.587	0.205	2:07.089	84.099	82.983	7
5	17	Ian Popplewell	Kawasaki	650 M	8	17:11.190	20.388	0.801	2:07.372	83.912	82.918	4
6	30	Liam Shellcock	Aprilia	450	8	17:12.453	21.651	1.263	2:07.858	83.593	82.817	2
7	84	Mark George	Pami	450	8	17:22.744	31.942	10.291	2:09.081	82.801	81.999	8
8	33	James Robinson	Honda	125-GP3	8	17:47.803	57.001	25.059	2:11.961	80.994	80.075	9
9	47	Nathan Hutchinson	Suzuki	650 M	8	17:50.571	59.769	2.768	2:11.906	81.028	79.868	13
10	22	Sam Nicholson	Suzuki	650 M	8	17:51.198	1:00.396	0.627	2:12.434	80.705	79.821	11
11	5	Mark Lawes	Aprilia	450	8	17:56.774	1:05.972	5.576	2:12.776	80.497	79.408	12

Not classified

DNF	90	Aaron Hay	Suzuki	450-GP3	6	13:09.822	DNF		2:09.082	82.800	81.193	5
DNF	9	Perry Goldstein	KTM	610	1	2:17.164	DNF		2:15.178	79.066	77.922	10

Margin of Victory	Avg. Speed	Best Lap Tm	Best Spd	Best Lap by
14.790	84.591	2:04.765	85.665	100 - Connor Tagg

Chief of Timing & Scoring:

Race Director:

Weather/Track: Cloudy / Dry

Results @ www.sportstimeservices.com



Printed: 17/07/2011 14:37:20



Thundersport GB Rounds 10 and 11

Lapchart

Alto Digital Thundersport GP2 & Nitro GP3

Snetterton 300 Circuit 2.969 Miles

Race 8

17/07/2011 14:12

Race started at 14:12:43

Competitors

Laps

	0	1	2	3	4	5	6	7	8
Connor Tagg (100)	100	100	100	100	100	100	100	100	100
Liam Shellcock (30)	30	64	88	88	88	88	88	88	88
Josh Daley (88)	88	88	64	64	64	64	64	64	64
Ian Popplewell (17)	17	17	10	10	10	10	10	10	10
Aaron Hay (90)	90	10	17	30	17	17	17	17	17
Adam Palfreman (64)	64	30	30	17	30	30	30	30	30
Curtis Rothwell (10)	10	90	90	90	84	84	84	84	84
Mark George (84)	84	84	84	84	90	90	90	33	33
Sam Nicholson (22)	22	9	22	33	33	33	33	22	47
Nathan Hutchinson (47)	47	22	33	22	22	22	22	47	22
Perry Goldstein (9)	9	33	5	5	5	47	47	5	5
James Robinson (33)	33	5	47	47	47	5	5		
Mark Lawes (5)	5	47							

Chief of Timing & Scoring:

Race Director:

Weather/Track: Cloudy / Dry

Results @ www.sportstimeservices.com

Printed: 17/07/2011 14:33:04





Thundersport GB Rounds 10 and 11

Alto Digital Thundersport GP2 & Nitro GP3

Snetterton 300 Circuit 2.969 Miles

Race 8

17/07/2011 14:12

Race started at 14:12:43

Lap	Lap Tm	Diff	Time of Day
(100) Connor Tagg			
1	2:11.727	+6.962	14:14:55.266
2	2:06.230	+1.465	14:17:01.496
3	2:05.566	+0.801	14:19:07.062
4	2:05.382	+0.617	14:21:12.444
5	2:05.302	+0.537	14:23:17.746
6	2:04.765		14:25:22.511
7	2:05.255	+0.490	14:27:27.766
8	2:06.575	+1.810	14:29:34.341

Lap	Lap Tm	Diff	Time of Day
(88) Josh Daley			
1	2:13.225	+6.504	14:14:57.170
2	2:07.707	+0.986	14:17:04.877
3	2:06.721		14:19:11.598
4	2:07.138	+0.417	14:21:18.736
5	2:07.205	+0.484	14:23:25.941
6	2:06.931	+0.210	14:25:32.872
7	2:07.256	+0.535	14:27:40.128
8	2:09.003	+2.282	14:29:49.131

Lap	Lap Tm	Diff	Time of Day
(64) Adam Palfreman			
1	2:12.185	+4.536	14:14:56.720
2	2:08.460	+0.811	14:17:05.180
3	2:07.661	+0.012	14:19:12.841
4	2:07.649		14:21:20.490
5	2:07.677	+0.028	14:23:28.167
6	2:07.930	+0.281	14:25:36.097
7	2:08.525	+0.876	14:27:44.622
8	2:09.101	+1.452	14:29:53.723

Lap	Lap Tm	Diff	Time of Day
(10) Curtis Rothwell			
1	2:13.580	+6.491	14:14:58.226
2	2:07.875	+0.786	14:17:06.101
3	2:07.089		14:19:13.190
4	2:07.703	+0.614	14:21:20.893
5	2:07.918	+0.829	14:23:28.811
6	2:07.350	+0.261	14:25:36.161
7	2:09.033	+1.944	14:27:45.194
8	2:08.734	+1.645	14:29:53.928

Lap	Lap Tm	Diff	Time of Day
(17) Ian Popplewell			
1	2:13.683	+6.311	14:14:57.740
2	2:08.421	+1.049	14:17:06.161
3	2:08.368	+0.996	14:19:14.529
4	2:07.372		14:21:21.901
5	2:08.535	+1.163	14:23:30.436
6	2:08.169	+0.797	14:25:38.605
7	2:08.281	+0.909	14:27:46.886
8	2:07.843	+0.471	14:29:54.729

Lap	Lap Tm	Diff	Time of Day
(30) Liam Shellcock			
1	2:14.582	+6.724	14:14:58.326
2	2:07.935	+0.077	14:17:06.261
3	2:08.208	+0.350	14:19:14.469
4	2:08.153	+0.295	14:21:22.622
5	2:07.858		14:23:30.480
6	2:08.652	+0.794	14:25:39.132
7	2:08.156	+0.298	14:27:47.288
8	2:08.704	+0.846	14:29:55.992

Lap	Lap Tm	Diff	Time of Day
(84) Mark George			
1	2:13.927	+4.846	14:14:58.900
2	2:09.869	+0.788	14:17:08.769
3	2:09.283	+0.202	14:19:18.052
4	2:09.385	+0.304	14:21:27.437
5	2:09.611	+0.530	14:23:37.048
6	2:09.081		14:25:46.129
7	2:10.072	+0.991	14:27:56.201
8	2:10.082	+1.001	14:30:06.283

Lap	Lap Tm	Diff	Time of Day
(33) James Robinson			
1	2:18.106	+6.145	14:15:03.694
2	2:12.843	+0.882	14:17:16.537
3	2:12.307	+0.346	14:19:28.844
4	2:11.961		14:21:40.805
5	2:12.234	+0.273	14:23:53.039
6	2:12.468	+0.507	14:26:05.507
7	2:12.237	+0.276	14:28:17.744
8	2:13.598	+1.637	14:30:31.342

Lap	Lap Tm	Diff	Time of Day
(47) Nathan Hutchinson			
1	2:18.667	+6.761	14:15:04.025
2	2:14.447	+2.541	14:17:18.472
3	2:12.828	+0.922	14:19:31.300
4	2:12.791	+0.885	14:21:44.091
5	2:12.771	+0.865	14:23:56.862
6	2:13.291	+1.385	14:26:10.153
7	2:12.051	+0.145	14:28:22.204
8	2:11.906		14:30:34.110

Lap	Lap Tm	Diff	Time of Day
(22) Sam Nicholson			
1	2:17.240	+4.806	14:15:02.499
2	2:13.573	+1.139	14:17:16.072
3	2:13.753	+1.319	14:19:29.825
4	2:12.918	+0.484	14:21:42.743
5	2:12.434		14:23:55.177
6	2:13.240	+0.806	14:26:08.417
7	2:13.336	+0.902	14:28:21.753
8	2:12.984	+0.550	14:30:34.737

Lap	Lap Tm	Diff	Time of Day
(5) Mark Lawes			
1	2:18.248	+5.472	14:15:03.862
2	2:14.044	+1.268	14:17:17.906
3	2:13.137	+0.361	14:19:31.043
4	2:12.776		14:21:43.819
5	2:13.079	+0.303	14:23:56.898
6	2:14.406	+1.630	14:26:11.304
7	2:14.472	+1.696	14:28:25.776
8	2:14.537	+1.761	14:30:40.313

Lap	Lap Tm	Diff	Time of Day
(90) Aaron Hay			
1	2:14.368	+5.286	14:14:58.754
2	2:09.579	+0.497	14:17:08.333
3	2:09.082		14:19:17.415
4	2:10.399	+1.317	14:21:27.814
5	2:11.722	+2.640	14:23:39.536
6	2:13.825	+4.743	14:25:53.361

Lap	Lap Tm	Diff	Time of Day
(9) Perry Goldstein			
1	2:15.178		14:15:00.703

Chief of Timing & Scoring:

Race Director:

Weather/Track: Cloudy / Dry

Results @ www.sportstimingservices.com

Printed: 17/07/2011 14:33:32





Thundersport GB Rounds 11 and 12

Sorted on Laps

Alto Digital Thundersport GP2 & Nitro GP3

Snetterton 300 Circuit 2.969 Miles

Race 16

17/07/2011 18:08

Race started at 18:08:20

Pos	No.	Name	Bike	CC	Laps	Total Tm	Diff	Gap	Best Tm	Best Spd	Avg. Spd	Start Pos
1	100	Connor Tagg	Aprilia	450	8	18:56.123			2:20.424	76.113	75.260	1
2	64	Adam Palfreman	Suzuki	650	8	19:22.666	26.543	26.543	2:22.135	75.196	73.542	6
3	17	Ian Popplewell	Kawasaki	650 M	8	19:54.091	57.968	31.425	2:25.545	73.435	71.606	4
4	22	Sam Nicholson	Suzuki	650 M	8	20:12.222	1:16.099	18.131	2:29.254	71.610	70.535	11
5	10	Curtis Rothwell	Suzuki	650 M	8	20:21.780	1:25.657	9.558	2:29.869	71.316	69.983	7
6	33	James Robinson	Honda	125-GP3	8	20:28.254	1:32.131	6.474	2:31.015	70.775	69.615	9
7	47	Nathan Hutchinson	Suzuki	650 M	8	21:02.077	2:05.954	33.823	2:31.985	70.323	67.749	12

Not classified

DNF	30	Liam Shellcock	Aprilia	450	4	9:38.506	DNF		2:23.546	74.457	73.901	2
DNF	88	Josh Daley	Kawasaki	400	2	4:47.344	DNF		2:21.933	75.303	74.392	3

Margin of Victory	Avg. Speed	Best Lap Tm	Best Spd	Best Lap by
26.543	75.260	2:20.424	76.113	100 - Connor Tagg

Chief of Timing & Scoring:

Race Director:

Weather/Track: Raining/Wet

Results @ www.sportstimeservices.com





Thundersport GB Rounds 11 and 12

Lapchart

Alto Digital Thundersport GP2 & Nitro GP3

Snetterton 300 Circuit 2.969 Miles

Race 16

17/07/2011 18:08

Race started at 18:08:20

Competitors

Laps

	0	1	2	3	4	5	6	7	8
Liam Shellcock (30)	1	30	100	100	100	100	100	100	100
Connor Tagg (100)	2	100	64	88	64	64	64	64	64
Josh Daley (88)	3	88	30	64	30	30	17	17	17
Ian Popplewell (17)	4	17	88	30	10	17	22	22	22
Adam Palfreman (64)	5	64	17	10	17	22	10	10	10
Curtis Rothwell (10)	6	10	10	22	22	10	33	33	33
James Robinson (33)	7	33	22	17	47	33	47	47	47
Sam Nicholson (22)	8	22	47	47	33	47			
Nathan Hutchinson (47)	9	47	33	33					

Chief of Timing & Scoring:

Race Director:

Weather/Track: Raining/Wet

Results @ www.sportstimeservices.com

Printed: 17/07/2011 18:30:57





Thundersport GB Rounds 11 and 12

Alto Digital Thundersport GP2 & Nitro GP3

Snetterton 300 Circuit 2.969 Miles

Race 16

17/07/2011 18:08

Race started at 18:08:20



Lap	Lap Tm	Diff	Time of Day
(100) Connor Tagg			
1	2:23.489	+3.065	18:10:43.965
2	2:23.664	+3.240	18:13:07.629
3	2:21.706	+1.282	18:15:29.335
4	2:22.343	+1.919	18:17:51.678
5	2:21.277	+0.853	18:20:12.955
6	2:20.424		18:22:33.379
7	2:20.968	+0.544	18:24:54.347
8	2:22.067	+1.643	18:27:16.414

Lap	Lap Tm	Diff	Time of Day
(64) Adam Palfreman			
1	2:22.135		18:10:44.084
2	2:25.818	+3.683	18:13:09.902
3	2:23.604	+1.469	18:15:33.506
4	2:24.199	+2.064	18:17:57.705
5	2:22.485	+0.350	18:20:20.190
6	2:23.362	+1.227	18:22:43.552
7	2:26.375	+4.240	18:25:09.927
8	2:33.030	+10.895	18:27:42.957

Lap	Lap Tm	Diff	Time of Day
(17) Ian Popplewell			
1	2:30.251	+4.706	18:10:51.286
2	2:38.099	+12.554	18:13:29.385
3	2:32.047	+6.502	18:16:01.432
4	2:28.529	+2.984	18:18:29.961
5	2:25.793	+0.248	18:20:55.754
6	2:25.545		18:23:21.299
7	2:26.425	+0.880	18:25:47.724
8	2:26.658	+1.113	18:28:14.382

Lap	Lap Tm	Diff	Time of Day
(22) Sam Nicholson			
1	2:31.541	+2.287	18:10:54.270
2	2:34.497	+5.243	18:13:28.767
3	2:33.224	+3.970	18:16:01.991
4	2:31.388	+2.134	18:18:33.379
5	2:29.694	+0.440	18:21:03.073
6	2:29.773	+0.519	18:23:32.846
7	2:29.254		18:26:02.100
8	2:30.413	+1.159	18:28:32.513

Lap	Lap Tm	Diff	Time of Day
(10) Curtis Rothwell			
1	2:29.869		18:10:52.011
2	2:36.172	+6.303	18:13:28.183
3	2:32.997	+3.128	18:16:01.180
4	2:32.826	+2.957	18:18:34.006
5	2:32.554	+2.685	18:21:06.560
6	2:30.603	+0.734	18:23:37.163
7	2:30.172	+0.303	18:26:07.335
8	2:34.736	+4.867	18:28:42.071

Lap	Lap Tm	Diff	Time of Day
(33) James Robinson			
1	2:37.261	+6.246	18:10:59.887
2	2:33.981	+2.966	18:13:33.868
3	2:32.601	+1.586	18:16:06.469
4	2:31.734	+0.719	18:18:38.203
5	2:32.216	+1.201	18:21:10.419
6	2:31.015		18:23:41.434
7	2:32.783	+1.768	18:26:14.217
8	2:34.328	+3.313	18:28:48.545

Lap	Lap Tm	Diff	Time of Day
(47) Nathan Hutchinson			
1	2:31.985		18:10:54.763
2	2:34.919	+2.934	18:13:29.682
3	2:36.204	+4.219	18:16:05.886
4	2:40.077	+8.092	18:18:45.963
5	2:40.213	+8.228	18:21:26.176
6	2:37.032	+5.047	18:24:03.208
7	2:39.709	+7.724	18:26:42.917
8	2:39.451	+7.466	18:29:22.368

Lap	Lap Tm	Diff	Time of Day
(30) Liam Shellcock			
1	2:25.085	+1.539	18:10:45.376
2	2:25.310	+1.764	18:13:10.686
3	2:23.546		18:15:34.232
4	2:24.565	+1.019	18:17:58.797

Lap	Lap Tm	Diff	Time of Day
(88) Josh Daley			
1	2:24.956	+3.023	18:10:45.702
2	2:21.933		18:13:07.635

Chief of Timing & Scoring:

Race Director:

Weather/Track: Raining/Wet

Results @ www.sportstimingservices.com

Printed: 17/07/2011 18:31:31





Thundersport GB Rounds 10 and 11

Sorted on Best Lap time

Aprilia RRV450GP

Snetterton 300 Circuit 2.969 Miles

Qualifying

16/07/2011 09:48

Practice started at 9:48:03

Pos	No.	Name	Bike	CC	Best Tm	Best Spd	Gap	Diff - Ldr.	In Lap	2nd Best
1	100	Connor Tagg	Aprilia	450	2:18.195	77.340			9	2:18.242
2	35	Jake Dixon	Aprilia	450	2:18.330	77.265	0.135	0.135	6	2:18.861
3	29	Phil Canessa	Aprilia	450	2:18.914	76.940	0.584	0.719	4	2:19.294
4	54	Sam Cox	Aprilia	450	2:19.909	76.393	0.995	1.714	4	2:20.697
5	30	Liam Shellcock	Aprilia	450	2:20.345	76.155	0.436	2.150	4	2:21.808
6	43	James Folkard	Aprilia	450	2:21.094	75.751	0.749	2.899	4	2:22.641
7	147	Thomas Strettle	Aprilia	450	2:21.852	75.346	0.758	3.657	3	2:21.994
8	19	Blake Woulds	Aprilia	450	2:22.996	74.744	1.144	4.801	5	2:23.122
9	194	Jamie Thackeray	Aprilia	450	2:23.231	74.621	0.235	5.036	4	2:23.896
10	195	Luke Thackeray	Aprilia	450	2:23.991	74.227	0.760	5.796	5	2:24.649
11	99	Jordan Hole	Aprilia	450	2:24.355	74.040	0.364	6.160	5	2:24.366
12	3	Michael Clifford	Aprilia	450	2:25.284	73.567	0.929	7.089	5	2:25.911
13	140	Ben Coyle	Aprilia	450	2:27.192	72.613	1.908	8.997	4	2:29.452
14	72	Matt Wildee	Aprilia	450	2:27.308	72.556	0.116	9.113	4	2:28.609
15	8	Acea Webb	Aprilia	450	2:30.069	71.221	2.761	11.874	8	2:31.786
16	5	Mark Lawes	Aprilia	450	2:31.414	70.588	1.345	13.219	4	2:32.596
17	53	Rhys Hutchinson	Aprilia	450	2:33.662	69.556	2.248	15.467	4	2:36.877

Chief of Timing & Scoring:

Race Director:

Weather/Track: Cloudy/Dry

Results @ www.sportstimeservices.com

Printed: 17/07/2011 16:31:49





Thundersport GB Rounds 10 and 11

Sorted on Laps

Aprilia RRV450GP

Snetterton 300 Circuit 2.969 Miles

Race 2

16/07/2011 12:13

Race started at 12:12:59

Pos	No.	Name	Bike	CC	Laps	Total Tm	Diff	Gap	Best Tm	Best Spd	Avg. Spd	Start Pos
1	100	Connor Tagg	Aprilia	450	8	18:35.446			2:17.450	77.759	76.655	1
2	35	Jake Dixon	Aprilia	450	8	18:49.477	14.031	14.031	2:19.026	76.878	75.703	2
3	54	Sam Cox	Aprilia	450	8	18:52.675	17.229	3.198	2:19.098	76.838	75.489	4
4	30	Liam Shellcock	Aprilia	450	8	18:59.047	23.601	6.372	2:18.972	76.908	75.067	5
5	147	Thomas Strettle	Aprilia	450	8	19:10.668	35.222	11.621	2:21.540	75.513	74.308	7
6	19	Blake Woulds	Aprilia	450	8	19:11.322	35.876	0.654	2:21.715	75.419	74.266	8
7	99	Jordan Hole	Aprilia	450	8	19:14.924	39.478	3.602	2:21.383	75.596	74.035	11
8	43	James Folkard	Aprilia	450	8	19:26.408	50.962	11.484	2:21.428	75.572	73.306	6
9	195	Luke Thackeray	Aprilia	450	8	19:42.170	1:06.724	15.762	2:23.846	74.302	72.328	10
10	194	Jamie Thackeray	Aprilia	450	8	19:42.704	1:07.258	0.534	2:23.158	74.659	72.296	9
11	72	Matt Wildee	Aprilia	450	8	19:43.516	1:08.070	0.812	2:24.350	74.043	72.246	14
12	3	Michael Clifford	Aprilia	450	8	19:49.522	1:14.076	6.006	2:25.801	73.306	71.881	12
13	8	Acea Webb	Aprilia	450	8	19:50.134	1:14.688	0.612	2:24.205	74.117	71.844	15
14	53	Rhys Hutchinson	Aprilia	450	8	20:53.193	2:17.747	1:03.059	2:32.467	70.101	68.229	17

Not classified

DNF	140	Ben Coyle	Aprilia	450	6	14:53.942	DNF		2:26.394	73.009	71.736	13
DNF	29	Phil Canessa	Aprilia	450	4	9:30.300	DNF		2:18.222	77.325	74.964	3

Margin of Victory	Avg. Speed	Best Lap Tm	Best Spd	Best Lap by
14.031	76.655	2:17.450	77.759	100 - Connor Tagg

Chief of Timing & Scoring:

Race Director:

Weather/Track: Raining/Wet

Results @ www.sportstimeservices.com



Printed: 16/07/2011 12:34:31



Thundersport GB Rounds 10 and 11

Lapchart

Aprilia RRV450GP

Snetterton 300 Circuit 2.969 Miles

Race 2

16/07/2011 12:13

Race started at 12:12:59

Competitors

Laps

	0	1	2	3	4	5	6	7	8
Connor Tagg (100)	1	100	100	100	100	100	100	100	100
Jake Dixon (35)	2	35	35	29	29	35	35	35	35
Phil Canessa (29)	3	29	29	35	35	29	54	54	54
Sam Cox (54)	4	54	54	54	54	30	30	30	30
Liam Shellcock (30)	5	30	147	147	30	30	147	147	147
Thomas Strettle (147)	6	147	30	30	147	147	19	19	19
James Folkard (43)	7	43	19	19	19	19	99	99	99
Blake Woulds (19)	8	19	99	99	99	99	43	43	43
Jamie Thackeray (194)	9	194	43	140	43	43	140	72	195
Jordan Hole (99)	10	99	140	43	140	140	3	140	72
Luke Thackeray (195)	11	195	3	3	3	3	195	195	194
Michael Clifford (3)	12	3	195	195	195	195	72	3	3
Ben Coyle (140)	13	140	72	194	72	194	194	194	8
Acea Webb (8)	14	8	194	72	194	72	8	8	53
Matt Wildee (72)	15	72	8	8	8	8	53	53	
Rhys Hutchinson (53)	16	53	53	53	53	53			

Chief of Timing & Scoring:

Race Director:

Weather/Track: Raining/Wet

Results @ www.sportstimeservices.com

Printed: 16/07/2011 12:36:35





Thundersport GB Rounds 10 and 11

Aprilia RRV450GP

Snetterton 300 Circuit 2.969 Miles

Race 2

16/07/2011 12:13

Race started at 12:12:59

Lap	Lap Tm	Diff	Time of Day
(100) Connor Tagg			
1	2:27.983	+10.533	12:15:27.716
2	2:18.352	+0.902	12:17:46.068
3	2:17.455	+0.005	12:20:03.523
4	2:18.366	+0.916	12:22:21.889
5	2:17.450		12:24:39.339
6	2:17.935	+0.485	12:26:57.274
7	2:18.777	+1.327	12:29:16.051
8	2:19.128	+1.678	12:31:35.179

Lap	Lap Tm	Diff	Time of Day
(35) Jake Dixon			
1	2:30.747	+11.721	12:15:30.552
2	2:20.864	+1.838	12:17:51.416
3	2:19.026		12:20:10.442
4	2:19.348	+0.322	12:22:29.790
5	2:19.705	+0.679	12:24:49.495
6	2:19.974	+0.948	12:27:09.469
7	2:20.214	+1.188	12:29:29.683
8	2:19.527	+0.501	12:31:49.210

Lap	Lap Tm	Diff	Time of Day
(54) Sam Cox			
1	2:27.907	+8.809	12:15:32.525
2	2:20.581	+1.483	12:17:53.106
3	2:19.320	+0.222	12:20:12.426
4	2:19.680	+0.582	12:22:32.106
5	2:19.098		12:24:51.204
6	2:19.525	+0.427	12:27:10.729
7	2:20.216	+1.118	12:29:30.945
8	2:21.463	+2.365	12:31:52.408

Lap	Lap Tm	Diff	Time of Day
(30) Liam Shellcock			
1	2:28.103	+9.131	12:15:32.996
2	2:22.067	+3.095	12:17:55.063
3	2:20.189	+1.217	12:20:15.252
4	2:18.972		12:22:34.224
5	2:19.850	+0.878	12:24:54.074
6	2:20.731	+1.759	12:27:14.805
7	2:21.574	+2.602	12:29:36.379
8	2:22.401	+3.429	12:31:58.780

Lap	Lap Tm	Diff	Time of Day
(147) Thomas Strettle			
1	2:27.611	+6.071	12:15:32.565
2	2:22.459	+0.919	12:17:55.024
3	2:22.910	+1.370	12:20:17.934
4	2:23.232	+1.692	12:22:41.166
5	2:23.272	+1.732	12:25:04.438
6	2:22.457	+0.917	12:27:26.895
7	2:21.540		12:29:48.435
8	2:21.966	+0.426	12:32:10.401

Lap	Lap Tm	Diff	Time of Day
(19) Blake Wouds			
1	2:28.454	+6.739	12:15:33.738
2	2:22.969	+1.254	12:17:56.707
3	2:23.001	+1.286	12:20:19.708
4	2:22.918	+1.203	12:22:42.626
5	2:22.799	+1.084	12:25:05.425
6	2:21.890	+0.175	12:27:27.315
7	2:22.025	+0.310	12:29:49.340
8	2:21.715		12:32:11.055

Lap	Lap Tm	Diff	Time of Day
(99) Jordan Hole			
1	2:28.814	+7.431	12:15:34.458
2	2:23.971	+2.588	12:17:58.429
3	2:23.815	+2.432	12:20:22.244
4	2:23.249	+1.866	12:22:45.493
5	2:22.142	+0.759	12:25:07.635
6	2:21.383		12:27:29.018
7	2:22.349	+0.966	12:29:51.367
8	2:23.290	+1.907	12:32:14.657

Lap	Lap Tm	Diff	Time of Day
(43) James Folkard			
1	2:32.394	+10.966	12:15:37.464
2	2:27.967	+6.539	12:18:05.431
3	2:22.597	+1.169	12:20:28.028
4	2:22.656	+1.228	12:22:50.684
5	2:21.428		12:25:12.112
6	2:21.871	+0.443	12:27:33.983
7	2:23.080	+1.652	12:29:57.063
8	2:29.078	+7.650	12:32:26.141

Lap	Lap Tm	Diff	Time of Day
(195) Luke Thackeray			
1	2:34.509	+10.663	12:15:40.342
2	2:25.900	+2.054	12:18:06.242
3	2:25.833	+1.987	12:20:32.075
4	2:27.088	+3.242	12:22:59.163
5	2:27.223	+3.377	12:25:26.386
6	2:27.476	+3.630	12:27:53.862
7	2:23.846		12:30:17.708
8	2:24.195	+0.349	12:32:41.903

Lap	Lap Tm	Diff	Time of Day
(194) Jamie Thackeray			
1	2:35.406	+12.248	12:15:41.041
2	2:25.971	+2.813	12:18:07.012
3	2:26.927	+3.769	12:20:33.939
4	2:25.456	+2.298	12:22:59.395
5	2:27.518	+4.360	12:25:26.913
6	2:27.679	+4.521	12:27:54.592
7	2:24.687	+1.529	12:30:19.279
8	2:23.158		12:32:42.437

Lap	Lap Tm	Diff	Time of Day
(72) Matt Wildee			
1	2:34.727	+10.377	12:15:40.995
2	2:26.089	+1.739	12:18:07.084
3	2:26.343	+1.993	12:20:33.427
4	2:26.147	+1.797	12:22:59.574
5	2:27.126	+2.776	12:25:26.700
6	2:26.299	+1.949	12:27:52.999
7	2:25.900	+1.550	12:30:18.899
8	2:24.350		12:32:43.249

Lap	Lap Tm	Diff	Time of Day
(3) Michael Clifford			
1	2:31.937	+6.136	12:15:37.845
2	2:27.741	+1.940	12:18:05.586
3	2:25.801		12:20:31.387
4	2:27.610	+1.809	12:22:58.997
5	2:26.736	+0.935	12:25:25.733
6	2:28.266	+2.465	12:27:53.999
7	2:28.363	+2.562	12:30:22.362
8	2:26.893	+1.092	12:32:49.255

(8) Acea Webb

Lap	Lap Tm	Diff	Time of Day
(53) Rhys Hutchinson			
1	2:36.099	+11.894	12:15:42.318
2	2:29.157	+4.952	12:18:11.475
3	2:26.546	+2.341	12:20:38.021
4	2:24.926	+0.721	12:23:02.947
5	2:24.205		12:25:27.152
6	2:27.917	+3.712	12:27:55.069
7	2:27.403	+3.198	12:30:22.472
8	2:27.395	+3.190	12:32:49.867

Lap	Lap Tm	Diff	Time of Day
(140) Ben Coyle			
1	2:39.050	+6.583	12:15:45.417
2	2:35.986	+3.519	12:18:21.403
3	2:36.974	+4.507	12:20:58.377
4	2:35.756	+3.289	12:23:34.133
5	2:34.818	+2.351	12:26:08.951
6	2:32.467		12:28:41.418
7	2:35.751	+3.284	12:31:17.169
8	2:35.757	+3.290	12:33:52.926

Lap	Lap Tm	Diff	Time of Day
(29) Phil Canessa			
1	2:31.589	+5.195	12:15:37.608
2	2:26.394		12:18:04.002
3	2:27.132	+0.738	12:20:31.134
4	2:27.754	+1.360	12:22:58.888
5	2:26.798	+0.404	12:25:25.686
6	2:27.989	+1.595	12:27:53.675

Chief of Timing & Scoring:

Race Director:

Weather/Track: Raining/Wet

Results @ www.sportstimingservices.com

Printed: 16/07/2011 12:37:34





Thundersport GB Rounds 10 and 11

Sorted on Laps

Aprilia RRV450GP

Snetterton 300 Circuit 2.969 Miles

Race 10

16/07/2011 17:33

Race started at 17:33:41

Pos	No.	Name	Bike	CC	Laps	Total Tm	Diff	Gap	Best Tm	Best Spd	Avg. Spd	Start Pos
1	100	Connor Tagg	Aprilia	450	5	11:23.331			2:15.070	79.130	78.205	0
2	43	James Folkard	Aprilia	450	5	11:23.749	0.418	0.418	2:14.973	79.187	78.158	0
3	54	Sam Cox	Aprilia	450	5	11:31.898	8.567	8.149	2:17.071	77.974	77.237	0
4	147	Thomas Strettle	Aprilia	450	5	11:37.614	14.283	5.716	2:17.393	77.792	76.604	0
5	19	Blake Woulds	Aprilia	450	5	11:40.505	17.174	2.891	2:18.119	77.383	76.288	0
6	30	Liam Shellcock	Aprilia	450	5	11:40.996	17.665	0.491	2:17.719	77.608	76.235	0
7	99	Jordan Hole	Aprilia	450	5	11:41.002	17.671	0.006	2:18.045	77.424	76.234	0
8	194	Jamie Thackeray	Aprilia	450	5	11:53.442	30.111	12.440	2:19.493	76.621	74.905	0
9	195	Luke Thackeray	Aprilia	450	5	11:54.139	30.808	0.697	2:19.684	76.516	74.832	0
10	72	Matt Wildee	Aprilia	450	5	11:56.043	32.712	1.904	2:20.845	75.885	74.633	0
11	3	Michael Clifford	Aprilia	450	5	11:57.340	34.009	1.297	2:19.857	76.421	74.498	0
12	140	Ben Coyle	Aprilia	450	5	12:11.979	48.648	14.639	2:24.623	73.903	73.008	0
13	8	Acea Webb	Aprilia	450	5	12:20.092	56.761	8.113	2:25.802	73.305	72.208	0
14	53	Rhys Hutchinson	Aprilia	450	5	12:28.715	1:05.384	8.623	2:25.523	73.446	71.376	0
15	5	Mark Lawes	Aprilia	450	5	12:29.484	1:06.153	0.769	2:25.509	73.453	71.303	0

Not classified

DNF	29	Phil Canessa	Aprilia	450	4	9:07.350	DNF		2:14.596	79.408	78.108	0
DNF	35	Jake Dixon	Aprilia	450	4	9:07.392	DNF		2:15.355	78.963	78.102	0

Margin of Victory	Avg. Speed	Best Lap Tm	Best Spd	Best Lap by
0.418	78.205	2:14.973	79.187	43 - James Folkard

Chief of Timing & Scoring:

Race Director:

Weather/Track: Sunny/Damp

Results @ www.sportstimeservices.com





Thundersport GB Rounds 10 and 11

Lapchart

Aprilia RRV450GP

Snetterton 300 Circuit 2.969 Miles

Race 10

16/07/2011 17:33

Race started at 17:33:41

Competitors

Laps

	0	1	2	3	4	5	
Jake Dixon (35)	1	35	35	35	35	29	100
Connor Tagg (100)	2	100	43	43	43	35	43
Phil Canessa (29)	3	29	100	100	100	43	54
Sam Cox (54)	4	54	29	29	29	100	147
James Folkard (43)	5	43	54	147	54	54	19
Liam Shellcock (30)	6	30	147	54	147	147	30
Thomas Strettle (147)	7	147	19	19	99	99	99
Blake Woulds (19)	8	19	99	99	30	19	194
Jamie Thackeray (194)	9	194	30	30	19	30	195
Jordan Hole (99)	10	99	3	72	72	194	72
Luke Thackeray (195)	11	195	72	194	194	195	3
Michael Clifford (3)	12	3	194	195	195	72	140
Ben Coyle (140)	13	140	195	3	3	3	8
Acea Webb (8)	14	8	140	140	140	140	53
Rhys Hutchinson (53)	15	53	8	8	8	8	5
Mark Lawes (5)	16	5	53	53	5	5	
Matt Wildee (72)	17	72	5	5	53	53	

Chief of Timing & Scoring:

Race Director:

Weather/Track: Sunny/Damp

Results @ www.sportstimeservices.com

Printed: 16/07/2011 17:48:36





Thundersport GB Rounds 10 and 11

Aprilia RRV450GP

Snetterton 300 Circuit 2.969 Miles

Race 10

16/07/2011 17:33

Race started at 17:33:41

Lap	Lap Tm	Diff	Time of Day
(100) Connor Tagg			
1	2:21.074	+6.004	17:36:02.906
2	2:16.287	+1.217	17:38:19.193
3	2:15.070		17:40:34.263
4	2:15.242	+0.172	17:42:49.505
5	2:15.354	+0.284	17:45:04.859
(43) James Folkard			
1	2:20.145	+5.172	17:36:02.580
2	2:16.229	+1.256	17:38:18.809
3	2:15.235	+0.262	17:40:34.044
4	2:14.973		17:42:49.017
5	2:16.260	+1.287	17:45:05.277
(54) Sam Cox			
1	2:21.705	+4.634	17:36:03.912
2	2:17.858	+0.787	17:38:21.770
3	2:17.071		17:40:38.841
4	2:17.226	+0.155	17:42:56.067
5	2:17.359	+0.288	17:45:13.426
(147) Thomas Strettle			
1	2:21.719	+4.326	17:36:04.352
2	2:17.393		17:38:21.745
3	2:17.925	+0.532	17:40:39.670
4	2:17.540	+0.147	17:42:57.210
5	2:21.932	+4.539	17:45:19.142
(19) Blake Wouds			
1	2:23.875	+5.756	17:36:06.674
2	2:20.447	+2.328	17:38:27.121
3	2:18.458	+0.339	17:40:45.579
4	2:18.335	+0.216	17:43:03.914
5	2:18.119		17:45:22.033
(30) Liam Shellcock			
1	2:25.039	+7.320	17:36:07.604
2	2:19.945	+2.226	17:38:27.549
3	2:17.719		17:40:45.268
4	2:19.009	+1.290	17:43:04.277
5	2:18.247	+0.528	17:45:22.524
(99) Jordan Hole			
1	2:24.195	+6.150	17:36:07.514
2	2:19.628	+1.583	17:38:27.142
3	2:18.045		17:40:45.187
4	2:18.603	+0.558	17:43:03.790
5	2:18.740	+0.695	17:45:22.530
(194) Jamie Thackeray			
1	2:28.161	+8.668	17:36:11.382
2	2:22.434	+2.941	17:38:33.816
3	2:21.548	+2.055	17:40:55.364
4	2:20.113	+0.620	17:43:15.477
5	2:19.493		17:45:34.970
(195) Luke Thackeray			
1	2:29.441	+9.757	17:36:12.857
2	2:21.136	+1.452	17:38:33.993
3	2:21.482	+1.798	17:40:55.475

Lap	Lap Tm	Diff	Time of Day
4	2:20.508	+0.824	17:43:15.983
5	2:19.684		17:45:35.667
(72) Matt Wildee			
1	2:27.321	+6.476	17:36:11.274
2	2:22.217	+1.372	17:38:33.491
3	2:21.716	+0.871	17:40:55.207
4	2:21.519	+0.674	17:43:16.726
5	2:20.845		17:45:37.571
(3) Michael Clifford			
1	2:25.787	+5.930	17:36:09.261
2	2:27.844	+7.987	17:38:37.105
3	2:20.440	+0.583	17:40:57.545
4	2:19.857		17:43:17.402
5	2:21.466	+1.609	17:45:38.868
(140) Ben Coyle			
1	2:29.518	+4.895	17:36:13.185
2	2:24.818	+0.195	17:38:38.003
3	2:25.158	+0.535	17:41:03.161
4	2:24.623		17:43:27.784
5	2:25.723	+1.100	17:45:53.507
(8) Acea Webb			
1	2:33.008	+7.206	17:36:16.791
2	2:26.530	+0.728	17:38:43.321
3	2:25.882	+0.080	17:41:09.203
4	2:25.802		17:43:35.005
5	2:26.615	+0.813	17:46:01.620
(53) Rhys Hutchinson			
1	2:35.183	+9.660	17:36:19.003
2	2:29.686	+4.163	17:38:48.689
3	2:29.552	+4.029	17:41:18.241
4	2:25.523		17:43:43.764
5	2:26.479	+0.956	17:46:10.243
(5) Mark Lawes			
1	2:36.228	+10.719	17:36:20.109
2	2:29.676	+4.167	17:38:49.785
3	2:28.400	+2.891	17:41:18.185
4	2:25.509		17:43:43.694
5	2:27.318	+1.809	17:46:11.012
(29) Phil Canessa			
1	2:21.563	+6.967	17:36:03.608
2	2:16.034	+1.438	17:38:19.642
3	2:14.640	+0.044	17:40:34.282
4	2:14.596		17:42:48.878
(35) Jake Dixon			
1	2:19.982	+4.627	17:36:01.510
2	2:16.523	+1.168	17:38:18.033
3	2:15.532	+0.177	17:40:33.565
4	2:15.355		17:42:48.920

Lap	Lap Tm	Diff	Time of Day
-----	--------	------	-------------

Chief of Timing & Scoring:

Race Director:

Weather/Track: Sunny/Damp

Results @ www.sportstimingservices.com

Printed: 16/07/2011 17:49:04





Thundersport GB Rounds 10 and 11

Sorted on Best Lap time

Aprilia RRV450GP

Snetterton 300 Circuit 2.969 Miles

Warm up

17/07/2011 09:00

Practice started at 9:00:17

Pos	No.	Name	Bike	CC	Best Tm	Best Speed	Gap	Diff	In Lap	2nd Best
1	43	James Folkard	Aprilia	450	2:10.446	81.935			1	
2	35	Jake Dixon	Aprilia	450	2:10.786	81.722	0.340	0.340	3	2:11.113
3	99	Jordan Hole	Aprilia	450	2:13.825	79.866	3.039	3.379	3	2:15.165
4	19	Blake Woulds	Aprilia	450	2:14.647	79.378	0.822	4.201	2	2:14.813
5	29	Phil Canessa	Aprilia	450	2:16.235	78.453	1.588	5.789	3	2:16.514
6	147	Thomas Strettle	Aprilia	450	2:16.285	78.424	0.050	5.839	3	2:17.096
7	195	Luke Thackeray	Aprilia	450	2:17.296	77.847	1.011	6.850	3	2:21.245
8	8	Acea Webb	Aprilia	450	2:17.335	77.825	0.039	6.889	3	2:20.299
9	54	Sam Cox	Aprilia	450	2:17.725	77.604	0.390	7.279	2	2:18.361
10	3	Michael Clifford	Aprilia	450	2:17.807	77.558	0.082	7.361	3	2:21.217
11	53	Rhys Hutchinson	Aprilia	450	2:19.245	76.757	1.438	8.799	3	2:21.824
12	140	Ben Coyle	Aprilia	450	2:19.608	76.558	0.363	9.162	3	2:20.583
13	194	Jamie Thackeray	Aprilia	450	2:19.781	76.463	0.173	9.335	3	2:25.099
14	5	Mark Lawes	Aprilia	450	2:21.079	75.759	1.298	10.633	2	2:22.722

Chief of Timing & Scoring:

Race Director:

Weather/Track: Cloudy / Dry

Results @ www.sportstimeservices.com

Printed: 17/07/2011 09:09:38





Thundersport GB Rounds 10 and 11

Sorted on Laps

Aprilia RRV450GP

Snetterton 300 Circuit 2.969 Miles

Race 4

17/07/2011 11:58

Race started at 11:58:43

Pos	No.	Name	Bike	CC	Laps	Total Tm	Diff	Gap	Best Tm	Best Spd	Avg. Spd	Start Pos
1	100	Connor Tagg	Aprilia	450	6	12:36.056			2:04.227	86.036	84.819	1
2	43	James Folkard	Aprilia	450	6	12:38.123	2.067	2.067	2:05.280	85.313	84.588	6
3	35	Jake Dixon	Aprilia	450	6	12:50.334	14.278	12.211	2:07.044	84.129	83.247	2
4	29	Phil Canessa	Aprilia	450	6	12:53.731	17.675	3.397	2:07.541	83.801	82.882	3
5	54	Sam Cox	Aprilia	450	6	12:53.782	17.726	0.051	2:07.139	84.066	82.876	4
6	147	Thomas Strettle	Aprilia	450	6	13:08.443	32.387	14.661	2:09.860	82.304	81.335	7
7	3	Michael Clifford	Aprilia	450	6	13:08.688	32.632	0.245	2:09.776	82.358	81.310	12
8	19	Blake Woulds	Aprilia	450	6	13:09.368	33.312	0.680	2:09.964	82.238	81.240	8
9	194	Jamie Thackeray	Aprilia	450	6	13:09.728	33.672	0.360	2:10.456	81.928	81.203	9
10	195	Luke Thackeray	Aprilia	450	6	13:09.764	33.708	0.036	2:08.916	82.907	81.199	10
11	99	Jordan Hole	Aprilia	450	6	13:10.067	34.011	0.303	2:10.010	82.209	81.168	11
12	72	Matt Wildee	Aprilia	450	6	13:31.881	55.825	21.814	2:12.448	80.696	78.987	14
13	53	Rhys Hutchinson	Aprilia	450	6	13:41.056	1:05.000	9.175	2:15.547	78.851	78.105	17
14	140	Ben Coyle	Aprilia	450	6	13:42.078	1:06.022	1.022	2:15.494	78.882	78.007	13
15	8	Acea Webb	Aprilia	450	6	13:42.780	1:06.724	0.702	2:14.935	79.209	77.941	15
16	5	Mark Lawes	Aprilia	450	6	13:42.869	1:06.813	0.089	2:13.822	79.868	77.933	16

Not classified

DNF	30	Liam Shellcock	Aprilia	450	5	10:59.012	DNF		2:09.573	82.487	81.091	5
-----	----	----------------	---------	-----	---	-----------	-----	--	----------	--------	--------	---

Announcements

*** Nos 140 & 147 - weak transponder signal - advise position correctly before next race***

Margin of Victory	Avg. Speed	Best Lap Tm	Best Spd	Best Lap by
2.067	84.819	2:04.227	86.036	100 - Connor Tagg

Chief of Timing & Scoring:

Race Director:

Weather/Track: Overcast / Drying

Results @ www.sportstimeservices.com





Thundersport GB Rounds 10 and 11

Lapchart

Aprilia RRV450GP

Snetterton 300 Circuit 2.969 Miles

Race 4

17/07/2011 11:58

Race started at 11:58:43

Competitors

Laps

	0	1	2	3	4	5	6
Connor Tagg (100)	100	100	100	100	100	100	100
Phil Canessa (29)	29	43	43	43	43	43	43
Jake Dixon (35)	35	35	35	35	35	35	35
Sam Cox (54)	54	29	29	29	29	29	29
James Folkard (43)	43	54	54	54	54	54	54
Liam Shellcock (30)	30	147	147	147	147	19	147
Thomas Strettle (147)	147	195	194	19	3	147	3
Blake Woulds (19)	19	194	19	3	19	3	19
Jamie Thackeray (194)	194	19	3	194	30	30	194
Michael Clifford (3)	3	3	30	30	194	194	195
Luke Thackeray (195)	195	30	99	99	99	99	99
Jordan Hole (99)	99	99	195	195	195	195	72
Ben Coyle (140)	140	5	5	5	5	72	53
Mark Lawes (5)	5	53	72	72	72	5	140
Rhys Hutchinson (53)	53	72	53	53	140	53	8
Acea Webb (8)	8	140	8	140	53	8	5
Matt Wildee (72)	72	8	140	8	8	140	

Chief of Timing & Scoring:

Race Director:

Weather/Track: Overcast / Drying

Results @ www.sportstimeservices.com

Printed: 17/07/2011 12:13:53





Thundersport GB Rounds 10 and 11

Aprilia RRV450GP

Snetterton 300 Circuit 2.969 Miles

Race 4

17/07/2011 11:58

Race started at 11:58:43

Lap	Lap Tm	Diff	Time of Day
(100) Connor Tagg			
1	2:10.281	+6.054	12:00:53.747
2	2:05.935	+1.708	12:02:59.682
3	2:05.725	+1.498	12:05:05.407
4	2:04.955	+0.728	12:07:10.362
5	2:04.933	+0.706	12:09:15.295
6	2:04.227		12:11:19.522
(43) James Folkard			
1	2:09.838	+4.558	12:00:54.143
2	2:05.810	+0.530	12:02:59.953
3	2:05.505	+0.225	12:05:05.458
4	2:05.282	+0.002	12:07:10.740
5	2:05.280		12:09:16.020
6	2:05.569	+0.289	12:11:21.589
(35) Jake Dixon			
1	2:11.033	+3.989	12:00:54.893
2	2:07.603	+0.559	12:03:02.496
3	2:07.044		12:05:09.540
4	2:07.697	+0.653	12:07:17.237
5	2:07.547	+0.503	12:09:24.784
6	2:09.016	+1.972	12:11:33.800
(29) Phil Canessa			
1	2:12.041	+4.500	12:00:55.702
2	2:08.918	+1.377	12:03:04.620
3	2:08.903	+1.362	12:05:13.523
4	2:07.541		12:07:21.064
5	2:08.058	+0.517	12:09:29.122
6	2:08.075	+0.534	12:11:37.197
(54) Sam Cox			
1	2:14.031	+6.892	12:00:58.152
2	2:08.416	+1.277	12:03:06.568
3	2:08.054	+0.915	12:05:14.622
4	2:07.139		12:07:21.761
5	2:07.673	+0.534	12:09:29.434
6	2:07.814	+0.675	12:11:37.248
(147) Thomas Strettle			
1	2:14.919	+5.059	12:00:59.374
2	2:10.866	+1.006	12:03:10.240
3	2:10.920	+1.060	12:05:21.160
4	2:09.935	+0.075	12:07:31.095
5	2:10.954	+1.094	12:09:42.049
6	2:09.860		12:11:51.909
(3) Michael Clifford			
1	2:15.711	+5.935	12:01:00.755
2	2:10.831	+1.055	12:03:11.586
3	2:09.964	+0.188	12:05:21.550
4	2:09.776		12:07:31.326
5	2:10.751	+0.975	12:09:42.077
6	2:10.077	+0.301	12:11:52.154
(19) Blake Woulds			
1	2:16.016	+6.052	12:01:00.628
2	2:10.048	+0.084	12:03:10.676
3	2:10.605	+0.641	12:05:21.281

Lap	Lap Tm	Diff	Time of Day
4	2:10.160	+0.196	12:07:31.441
5	2:09.964		12:09:41.405
6	2:11.429	+1.465	12:11:52.834
(194) Jamie Thackeray			
1	2:15.159	+4.703	12:01:00.086
2	2:10.486	+0.030	12:03:10.572
3	2:11.006	+0.550	12:05:21.578
4	2:10.500	+0.044	12:07:32.078
5	2:10.660	+0.204	12:09:42.738
6	2:10.456		12:11:53.194
(195) Luke Thackeray			
1	2:14.296	+5.380	12:00:59.383
2	2:16.140	+7.224	12:03:15.523
3	2:09.558	+0.642	12:05:25.081
4	2:08.916		12:07:33.997
5	2:09.103	+0.187	12:09:43.100
6	2:10.130	+1.214	12:11:53.230
(99) Jordan Hole			
1	2:16.780	+6.770	12:01:01.870
2	2:10.596	+0.586	12:03:12.466
3	2:10.010		12:05:22.476
4	2:10.011	+0.001	12:07:32.487
5	2:10.437	+0.427	12:09:42.924
6	2:10.609	+0.599	12:11:53.533
(72) Matt Wildee			
1	2:20.046	+7.598	12:01:05.842
2	2:14.733	+2.285	12:03:20.575
3	2:14.654	+2.206	12:05:35.229
4	2:13.550	+1.102	12:07:48.779
5	2:14.120	+1.672	12:10:02.899
6	2:12.448		12:12:15.347
(53) Rhys Hutchinson			
1	2:19.863	+4.316	12:01:05.550
2	2:15.547		12:03:21.097
3	2:16.184	+0.637	12:05:37.281
4	2:15.768	+0.221	12:07:53.049
5	2:15.862	+0.315	12:10:08.911
6	2:15.611	+0.064	12:12:24.522
(140) Ben Coyle			
1	2:20.588	+5.094	12:01:06.041
2	2:15.528	+0.034	12:03:21.569
3	2:15.908	+0.414	12:05:37.477
4	2:15.494		12:07:52.971
5	2:16.227	+0.733	12:10:09.198
6	2:16.346	+0.852	12:12:25.544
(8) Acea Webb			
1	2:20.876	+5.941	12:01:06.593
2	2:14.935		12:03:21.528
3	2:16.129	+1.194	12:05:37.657
4	2:15.744	+0.809	12:07:53.401
5	2:15.595	+0.660	12:10:08.996
6	2:17.250	+2.315	12:12:26.246
(5) Mark Lawes			

Lap	Lap Tm	Diff	Time of Day
1	2:17.813	+3.991	12:01:03.432
2	2:13.822		12:03:17.254
3	2:14.535	+0.713	12:05:31.789
4	2:15.406	+1.584	12:07:47.195
5	2:19.701	+5.879	12:10:06.896
6	2:19.439	+5.617	12:12:26.335
(30) Liam Shellcock			
1	2:17.270	+7.697	12:01:01.662
2	2:10.144	+0.571	12:03:11.806
3	2:10.557	+0.984	12:05:22.363
4	2:09.573		12:07:31.936
5	2:10.542	+0.969	12:09:42.478

Chief of Timing & Scoring:

Race Director:

Weather/Track: Overcast / Drying

Results @ www.sportstimingservices.com





Thundersport GB Rounds 10 and 11

Sorted on Laps

Aprilia RRV450GP

Snetterton 300 Circuit 2.969 Miles

Race 12

17/07/2011 16:10

Race started at 16:10:14

Pos	No.	Name	Bike	CC	Laps	Total Tm	Diff	Gap	Best Tm	Best Spd	Avg. Spd	Start Pos
1	100	Connor Tagg	Aprilia	450	8	17:08.883			2:04.692	85.716	83.104	1
2	43	James Folkard	Aprilia	450	8	17:14.664	5.781	5.781	2:05.718	85.016	82.640	6
3	35	Jake Dixon	Aprilia	450	8	17:15.891	7.008	1.227	2:06.476	84.506	82.542	2
4	29	Phil Canessa	Aprilia	450	8	17:24.009	15.126	8.118	2:07.829	83.612	81.900	3
5	54	Sam Cox	Aprilia	450	8	17:26.901	18.018	2.892	2:08.537	83.151	81.674	4
6	19	Blake Woulds	Aprilia	450	8	17:35.690	26.807	8.789	2:08.734	83.024	80.994	8
7	30	Liam Shellcock	Aprilia	450	8	17:36.111	27.228	0.421	2:09.080	82.802	80.961	5
8	195	Luke Thackeray	Aprilia	450	8	17:36.224	27.341	0.113	2:07.960	83.526	80.953	10
9	99	Jordan Hole	Aprilia	450	8	17:36.735	27.852	0.511	2:10.522	81.887	80.914	11
10	194	Jamie Thackeray	Aprilia	450	8	17:45.805	36.922	9.070	2:09.818	82.331	80.225	9
11	3	Michael Clifford	Aprilia	450	8	17:51.196	42.313	5.391	2:11.116	81.516	79.821	12
12	72	Matt Wildee	Aprilia	450	8	17:51.660	42.777	0.464	2:11.657	81.181	79.787	14
13	8	Acea Webb	Aprilia	450	8	18:08.432	59.549	16.772	2:11.806	81.089	78.557	15
14	140	Ben Coyle	Aprilia	450	8	18:21.046	1:12.163	12.614	2:14.564	79.427	77.657	13
15	53	Rhys Hutchinson	Aprilia	450	8	18:21.353	1:12.470	0.307	2:14.551	79.435	77.636	17

Not classified

DNF	147	Thomas Strettle	Aprilia	450	2	4:29.354	DNF		2:13.782	79.891	79.361	7
DNF	5	Mark Lawes	Aprilia	450	1	2:20.019	DNF		2:17.923	77.493	76.333	16

Margin of Victory	Avg. Speed	Best Lap Tm	Best Spd	Best Lap by
5.781	83.104	2:04.692	85.716	100 - Connor Tagg

Chief of Timing & Scoring:

Race Director:

Weather/Track: Cloudy/Dry

Results @ www.sportstimeservices.com





Thundersport GB Rounds 10 and 11

Lapchart

Aprilia RRV450GP

Snetterton 300 Circuit 2.969 Miles

Race 12

17/07/2011 16:10

Race started at 16:10:14

Competitors

Laps

	0	1	2	3	4	5	6	7	8
Jake Dixon (35)	1	35	100	100	35	100	100	100	100
Phil Canessa (29)	2	29	43	35	100	35	35	43	43
Connor Tagg (100)	3	100	35	29	29	29	43	43	35
Sam Cox (54)	4	54	29	43	43	54	29	29	29
James Folkard (43)	5	43	54	54	54	43	54	54	54
Liam Shellcock (30)	6	30	147	99	99	99	99	99	19
Thomas Strettle (147)	7	147	195	147	19	30	30	30	19
Blake Woulds (19)	8	19	99	195	30	19	195	19	30
Jamie Thackeray (194)	9	194	30	19	195	195	19	195	195
Jordan Hole (99)	10	99	3	30	3	3	194	194	194
Luke Thackeray (195)	11	195	19	3	72	72	72	72	3
Michael Clifford (3)	12	3	194	194	194	194	3	3	72
Ben Coyle (140)	13	140	140	72	53	8	8	8	8
Mark Lawes (5)	14	5	72	140	140	53	140	140	140
Acea Webb (8)	15	8	5	8	8	140	53	53	53
Rhys Hutchinson (53)	16	53	8	53					
Matt Wildee (72)	17	72	53						

Chief of Timing & Scoring:

Race Director:

Weather/Track: Cloudy/Dry

Results @ www.sportstimeservices.com

Printed: 17/07/2011 16:30:10





Thundersport GB Rounds 10 and 11

Aprilia RRV450GP

Snetterton 300 Circuit 2.969 Miles

Race 12

17/07/2011 16:10

Race started at 16:10:14

Lap	Lap Tm	Diff	Time of Day
(100) Connor Tagg			
1	2:09.621	+4.929	16:12:24.888
2	2:12.511	+7.819	16:14:37.399
3	2:10.568	+5.876	16:16:47.967
4	2:11.637	+6.945	16:18:59.604
5	2:09.160	+4.468	16:21:08.764
6	2:05.152	+0.460	16:23:13.916
7	2:04.692		16:25:18.608
8	2:05.127	+0.435	16:27:23.735

Lap	Lap Tm	Diff	Time of Day
(43) James Folkard			
1	2:09.601	+3.883	16:12:25.187
2	2:14.571	+8.853	16:14:39.758
3	2:12.795	+7.077	16:16:52.553
4	2:12.258	+6.540	16:19:04.811
5	2:07.473	+1.755	16:21:12.284
6	2:05.737	+0.019	16:23:18.021
7	2:05.718		16:25:23.739
8	2:05.777	+0.059	16:27:29.516

Lap	Lap Tm	Diff	Time of Day
(35) Jake Dixon			
1	2:10.636	+4.160	16:12:25.488
2	2:12.005	+5.529	16:14:37.493
3	2:09.858	+3.382	16:16:47.351
4	2:12.348	+5.872	16:18:59.699
5	2:09.661	+3.185	16:21:09.360
6	2:07.742	+1.266	16:23:17.102
7	2:07.165	+0.689	16:25:24.267
8	2:06.476		16:27:30.743

Lap	Lap Tm	Diff	Time of Day
(29) Phil Canessa			
1	2:10.979	+3.150	16:12:26.051
2	2:13.635	+5.806	16:14:39.686
3	2:12.773	+4.944	16:16:52.459
4	2:11.643	+3.814	16:19:04.102
5	2:08.903	+1.074	16:21:13.005
6	2:07.829		16:23:20.834
7	2:08.528	+0.699	16:25:29.362
8	2:09.499	+1.670	16:27:38.861

Lap	Lap Tm	Diff	Time of Day
(54) Sam Cox			
1	2:13.455	+4.918	16:12:28.828
2	2:13.968	+5.431	16:14:42.796
3	2:10.717	+2.180	16:16:53.513
4	2:10.697	+2.160	16:19:04.210
5	2:09.342	+0.805	16:21:13.552
6	2:10.973	+2.436	16:23:24.525
7	2:08.691	+0.154	16:25:33.216
8	2:08.537		16:27:41.753

Lap	Lap Tm	Diff	Time of Day
(19) Blake Wouds			
1	2:15.523	+6.789	16:12:31.279
2	2:13.495	+4.761	16:14:44.774
3	2:14.269	+5.535	16:16:59.043
4	2:13.749	+5.015	16:19:12.792
5	2:10.751	+2.017	16:21:23.543
6	2:08.858	+0.124	16:23:32.401
7	2:08.734		16:25:41.135
8	2:09.407	+0.673	16:27:50.542

Lap	Lap Tm	Diff	Time of Day
(30) Liam Shellcock			
1	2:15.205	+6.125	16:12:30.892
2	2:14.021	+4.941	16:14:44.913
3	2:14.202	+5.122	16:16:59.115
4	2:13.365	+4.285	16:19:12.480
5	2:10.018	+0.938	16:21:22.498
6	2:09.809	+0.729	16:23:32.307
7	2:09.576	+0.496	16:25:41.883
8	2:09.080		16:27:50.963

Lap	Lap Tm	Diff	Time of Day
(195) Luke Thackeray			
1	2:13.999	+6.039	16:12:30.438
2	2:14.086	+6.126	16:14:44.524
3	2:14.705	+6.745	16:16:59.229
4	2:13.714	+5.754	16:19:12.943
5	2:10.275	+2.315	16:21:23.218
6	2:11.220	+3.260	16:23:34.438
7	2:08.678	+0.718	16:25:43.116
8	2:07.960		16:27:51.076

Lap	Lap Tm	Diff	Time of Day
(99) Jordan Hole			
1	2:14.336	+3.814	16:12:30.742
2	2:12.101	+1.579	16:14:42.843
3	2:11.381	+0.859	16:16:54.224
4	2:11.924	+1.402	16:19:06.148
5	2:11.162	+0.640	16:21:17.310
6	2:12.573	+2.051	16:23:29.883
7	2:11.182	+0.660	16:25:41.065
8	2:10.522		16:27:51.587

Lap	Lap Tm	Diff	Time of Day
(194) Jamie Thackeray			
1	2:15.633	+5.815	16:12:31.944
2	2:15.986	+6.168	16:14:47.930
3	2:15.127	+5.309	16:17:03.057
4	2:14.293	+4.475	16:19:17.350
5	2:12.253	+2.435	16:21:29.603
6	2:10.701	+0.883	16:23:40.304
7	2:10.535	+0.717	16:25:50.839
8	2:09.818		16:28:00.657

Lap	Lap Tm	Diff	Time of Day
(3) Michael Clifford			
1	2:14.763	+3.647	16:12:31.246
2	2:14.309	+3.193	16:14:45.555
3	2:14.546	+3.430	16:17:00.101
4	2:13.346	+2.230	16:19:13.447
5	2:18.631	+7.515	16:21:32.078
6	2:11.363	+0.247	16:23:43.441
7	2:11.116		16:25:54.557
8	2:11.491	+0.375	16:28:06.048

Lap	Lap Tm	Diff	Time of Day
(72) Matt Wildee			
1	2:16.791	+5.134	16:12:34.003
2	2:14.445	+2.788	16:14:48.448
3	2:14.334	+2.677	16:17:02.782
4	2:14.162	+2.505	16:19:16.944
5	2:13.334	+1.677	16:21:30.278
6	2:12.224	+0.567	16:23:42.502
7	2:12.353	+0.696	16:25:54.855
8	2:11.657		16:28:06.512

(8) Acea Webb

Lap	Lap Tm	Diff	Time of Day
1	2:17.976	+6.170	16:12:35.001
2	2:20.251	+8.445	16:14:55.252
3	2:19.903	+8.097	16:17:15.155
4	2:16.963	+5.157	16:19:32.118
5	2:13.782	+1.976	16:21:45.900
6	2:12.529	+0.723	16:23:58.429
7	2:11.806		16:26:10.235
8	2:13.049	+1.243	16:28:23.284

Lap	Lap Tm	Diff	Time of Day
(140) Ben Coyle			
1	2:16.940	+2.376	16:12:33.841
2	2:21.299	+6.735	16:14:55.140
3	2:19.740	+5.176	16:17:14.880
4	2:18.926	+4.362	16:19:33.806
5	2:16.344	+1.780	16:21:50.150
6	2:15.761	+1.197	16:24:05.911
7	2:15.423	+0.859	16:26:21.334
8	2:14.564		16:28:35.898

Lap	Lap Tm	Diff	Time of Day
(53) Rhys Hutchinson			
1	2:20.212	+5.661	16:12:37.400
2	2:18.019	+3.468	16:14:55.419
3	2:18.449	+3.898	16:17:13.868
4	2:19.452	+4.901	16:19:33.320
5	2:17.120	+2.569	16:21:50.440
6	2:15.898	+1.347	16:24:06.338
7	2:15.316	+0.765	16:26:21.654
8	2:14.551		16:28:36.205

Lap	Lap Tm	Diff	Time of Day
(147) Thomas Strettle			
1	2:14.688	+0.906	16:12:30.424
2	2:13.782		16:14:44.206

Lap	Lap Tm	Diff	Time of Day
(5) Mark Lawes			
1	2:17.923		16:12:34.871

Chief of Timing & Scoring:

Race Director:

Weather/Track: Cloudy/Dry

Results @ www.sportstimingservices.com

Printed: 17/07/2011 16:30:41





Thundersport GB Rounds 10 and 11

Sorted on Best Lap time

Aprilia Superteens

Snetterton 300 Circuit 2.969 Miles

Qualifying

16/07/2011 10:33

Practice started at 10:32:54

Pos	No.	Name	Bike	CC	Best Tm	Best Spd	Gap	Diff - Ldr.	In Lap	2nd Best
1	40	Joe Francis	Aprilia	125n	2:30.751	70.899			5	2:32.133
2	34	Louis Dawson	Aprilia	125	2:32.016	70.309	1.265	1.265	7	2:32.948
3	61	Harry Coomber	Aprilia	125	2:32.752	69.970	0.736	2.001	7	2:32.900
4	8	Ryan Vickers	Aprilia	125n	2:33.137	69.794	0.385	2.386	7	2:36.974
5	15	Ross Twyman	Aprilia	125	2:33.144	69.791	0.007	2.393	6	2:33.925
6	75	Bradley Jones	Aprilia	125	2:33.496	69.631	0.352	2.745	7	2:34.605
7	20	Tom Oliver	Aprilia	125	2:33.715	69.532	0.219	2.964	6	2:35.109
8	17	Alastair Dayus	Aprilia	125	2:34.145	69.338	0.430	3.394	7	2:36.610
9	21	Max Symonds	Aprilia	125	2:34.603	69.132	0.458	3.852	6	2:37.724
10	5	George Stanley	Aprilia	125n	2:35.185	68.873	0.582	4.434	7	2:38.937
11	10	Ryan Longshaw	Aprilia	125n	2:35.622	68.679	0.437	4.871	7	2:36.195
12	3	David Allingham	Aprilia	125n	2:35.990	68.517	0.368	5.239	4	2:36.570
13	41	Milo Ward	Aprilia	125n	2:36.248	68.404	0.258	5.497	4	2:41.990
14	9	Ben Luxton	Aprilia	125	2:37.148	68.013	0.900	6.397	7	2:39.434
15	42	Aaron Coupland	Aprilia	125	2:37.742	67.756	0.594	6.991	7	2:40.391
16	19	Charley Oakland	Aprilia	125	2:38.593	67.393	0.851	7.842	4	2:39.276
17	77	Ryan McAdam	Aprilia	125n	2:38.848	67.285	0.255	8.097	6	2:40.040
18	37	Clinton Carver	Aprilia	125	2:39.210	67.132	0.362	8.459	7	2:39.797
19	23	Josh Hill	Aprilia	125n	2:41.420	66.213	2.210	10.669	5	2:41.846
20	212	Russell Brown	Aprilia	125n	2:45.572	64.552	4.152	14.821	7	2:47.721
21	194	Robyn Lindsay	Aprilia	125	2:47.482	63.816	1.910	16.731	6	2:47.536
22	24	James Pickford	Aprilia	125	2:49.604	63.018	2.122	18.853	1	
23	11	Joe Sheldon-Shaw	Aprilia	125n	2:53.913	61.456	4.309	23.162	5	2:56.298
24	7	William Caines	Aprilia	125n	3:02.867	58.447	8.954	32.116	3	3:07.877
25	35	Sam Wilford	Aprilia	125n	3:13.055	55.363	10.188	42.304	6	3:15.968

Chief of Timing & Scoring:

Race Director:

Weather/Track: Raining/Wet

Results @ www.sportstimingservices.com

Printed: 16/07/2011 10:54:28





Thundersport GB Rounds 10 and 11

Aprilia Superteens

Snetterton 300 Circuit 2.969 Miles

Race 3 & 11 + Sun 6 & 14

16/07/2011

Race

POLE POSITION

	1	2	3	4
1	40	34	61	8
2	15	75	20	17
3	21	5	10	3
4	41	9	42	19
5	77	37	23	212
6	194	24	11	7
7	35			

Chief of Timing & Scoring:

Race Director:

Weather/Track:

Results @ www.sportstimeservices.com

Printed: 16/07/2011 10:55:06






Thundersport GB Rounds 10 and 11

Aprilia Superteens

Snetterton 300 Circuit 2.969 Miles

Race 3 Merge



Pos	No.	Name	Class	Make	Model	Laps	Total Tm	Diff
1	40	Joe Francis	Superteen	Aprilia	125n	6	15:34.950	
2	61	Harry Coomber	Superteen	Aprilia	125	6	15:45.462	10.512
3	75	Bradley Jones	Superteen	Aprilia	125	6	16:00.002	25.052
4	15	Ross Twyman	Superteen	Aprilia	125	6	16:03.917	28.967
5	20	Tom Oliver	Superteen	Aprilia	125	6	16:08.254	33.304
6	3	David Allingham	Superteen	Aprilia	125n	6	16:12.830	37.880
7	8	Ryan Vickers	Superteen	Aprilia	125n	6	16:17.304	42.354
8	21	Max Symonds	Superteen	Aprilia	125	6	16:18.337	43.387
9	17	Alastair Dayus	Superteen	Aprilia	125	6	16:18.590	43.640
10	5	George Stanley	Superteen	Aprilia	125n	6	16:18.970	44.020
11	41	Milo Ward	Superteen	Aprilia	125n	6	16:29.234	54.284
12	42	Aaron Coupland	Superteen	Aprilia	125	6	16:39.929	1:04.979
13	9	Ben Luxton	Superteen	Aprilia	125	6	16:40.064	1:05.114
14	23	Josh Hill	Superteen	Aprilia	125n	6	16:52.786	1:17.836
15	19	Charley Oakland	Superteen	Aprilia	125	6	17:16.815	1:41.865
16	194	Robyn Lindsay	Superteen	Aprilia	125	6	17:17.442	1:42.492
17	212	Russell Brown	Superteen	Aprilia	125n	6	17:25.009	1:50.059
18	11	Joe Sheldon-Shaw	Superteen	Aprilia	125n	6	18:00.525	2:25.575
19	35	Sam Wilford	Superteen	Aprilia	125n	6	19:30.157	3:55.207

Chief of Timing & Scoring:

Race Director:

Weather/Track: Raining/Wet

Results @ www.sportstimeservices.com

Printed: 16/07/2011 14:06:06





Thundersport GB Rounds 10 and 11

Sorted on Laps

Aprilia Superteens

Snetterton 300 Circuit 2.969 Miles

Race 3 Part 1 - Not Final Result

16/07/2011 12:39

Race started at 12:39:46

Pos	No.	Name	Bike	CC	Laps	Total Tm	Diff	Gap	Best Tm	Best Spd	Avg. Spd	Start Pos
1	40	Joe Francis	Aprilia	125n	3	7:42.859			2:31.380	70.604	69.274	1
2	61	Harry Coomber	Aprilia	125	3	7:53.257	10.398	10.398	2:34.010	69.398	67.752	3
3	15	Ross Twyman	Aprilia	125	3	7:57.692	14.833	4.435	2:35.973	68.525	67.123	5
4	75	Bradley Jones	Aprilia	125	3	7:57.997	15.138	0.305	2:35.622	68.679	67.080	6
5	20	Tom Oliver	Aprilia	125	3	8:00.298	17.439	2.301	2:36.697	68.208	66.759	7
6	17	Alastair Dayus	Aprilia	125	3	8:09.921	27.062	9.623	2:38.675	67.358	65.448	8
7	10	Ryan Longshaw	Aprilia	125n	3	8:10.486	27.627	0.565	2:39.224	67.126	65.372	11
8	3	David Allingham	Aprilia	125n	3	8:10.618	27.759	0.132	2:39.578	66.977	65.355	12
9	41	Milo Ward	Aprilia	125n	3	8:10.730	27.871	0.112	2:37.795	67.734	65.340	13
10	21	Max Symonds	Aprilia	125	3	8:11.074	28.215	0.344	2:39.900	66.842	65.294	9
11	8	Ryan Vickers	Aprilia	125n	3	8:12.718	29.859	1.644	2:38.386	67.481	65.076	4
12	5	George Stanley	Aprilia	125n	3	8:13.437	30.578	0.719	2:38.547	67.412	64.981	10
13	9	Ben Luxton	Aprilia	125	3	8:13.660	30.801	0.223	2:39.776	66.894	64.952	14
14	42	Aaron Coupland	Aprilia	125	3	8:18.038	35.179	4.378	2:41.462	66.195	64.381	15
15	23	Josh Hill	Aprilia	125n	3	8:19.418	36.559	1.380	2:41.060	66.361	64.203	19
16	19	Charley Oakland	Aprilia	125	3	8:21.769	38.910	2.351	2:40.311	66.671	63.902	16
17	194	Robyn Lindsay	Aprilia	125	3	8:35.868	53.009	14.099	2:48.005	63.617	62.156	21
18	212	Russell Brown	Aprilia	125n	3	8:37.201	54.342	1.333	2:48.061	63.596	61.995	20
19	11	Joe Sheldon-Shaw	Aprilia	125n	3	8:50.477	1:07.618	13.276	2:49.223	63.159	60.444	23
20	35	Sam Wilford	Aprilia	125n	3	9:45.435	2:02.576	54.958	3:10.055	56.237	54.770	25

Not classified

DNF	37	Clinton Carver	Aprilia	125	3	8:09.660	DNF		2:38.789	67.310	65.482	18
DNF	77	Ryan McAdam	Aprilia	125n	3	8:12.512	DNF		2:38.908	67.259	65.103	17
DNF	34	Louis Dawson	Aprilia	125	2	5:21.054	DNF		2:36.216	68.418	66.581	2
DNF	7	William Caines	Aprilia	125n	1	3:16.061	DNF		3:07.926	56.874	54.514	24
DNF	24	James Pickford	Aprilia	125			DNF		-	-	-	22

Margin of Victory	Avg. Speed	Best Lap Tm	Best Spd	Best Lap by
10.398	69.274	2:31.380	70.604	40 - Joe Francis

Chief of Timing & Scoring:

Race Director:

Weather/Track: Raining/Wet

Results @ www.sportstimingservices.com





Thundersport GB Rounds 10 and 11

Lapchart

Aprilia Superteens

Snetterton 300 Circuit 2.969 Miles

Race 3

16/07/2011 12:39

Race started at 12:39:46

Competitors

Laps

	<u>0</u>	<u>1</u>	<u>2</u>	<u>3</u>	
Louis Dawson (34)	1	34	40	40	40
Joe Francis (40)	2	40	34	61	61
Harry Coomber (61)	3	61	61	34	15
Ryan Vickers (8)	4	8	75	75	75
Bradley Jones (75)	5	75	15	15	20
Ross Twyman (15)	6	15	20	20	37
Tom Oliver (20)	7	20	10	10	17
Alastair Dayus (17)	8	17	21	37	10
Max Symonds (21)	9	21	17	3	3
George Stanley (5)	10	5	3	21	41
David Allingham (3)	11	3	37	17	21
Ryan Longshaw (10)	12	10	5	41	77
Ben Luxton (9)	13	9	41	5	8
Milo Ward (41)	14	41	77	8	5
Clinton Carver (37)	15	37	9	77	9
Aaron Coupland (42)	16	42	8	9	42
Ryan McAdam (77)	17	77	42	19	23
Josh Hill (23)	18	23	19	42	19
Charley Oakland (19)	19	19	23	23	194
Russell Brown (212)	20	212	212	212	212
Robyn Lindsay (194)	21	194	194	194	11
Joe Sheldon-Shaw (11)	22	11	11	11	35
William Caines (7)	23	7	7	35	
Sam Wilford (35)	24	35	35		
-	25				

Chief of Timing & Scoring:

Race Director:

Weather/Track: Raining/Wet

Results @ www.sportstimeservices.com

Printed: 16/07/2011 13:01:16





Thundersport GB Rounds 10 and 11

Aprilia Superteens

Snetterton 300 Circuit 2.969 Miles

Race 3

16/07/2011 12:39

Race started at 12:39:46

Lap	Lap Tm	Diff	Time of Day
(37) Clinton Carver			
1	2:45.202	+6.413	12:42:38.819
2	2:38.789		12:45:17.608
3	2:38.877	+0.088	12:47:56.485
(77) Ryan McAdam			
1	2:46.441	+7.533	12:42:40.486
2	2:38.908		12:45:19.394
3	2:39.943	+1.035	12:47:59.337
(34) Louis Dawson			
1	2:44.838	+8.622	12:42:31.663
2	2:36.216		12:45:07.879
(7) William Caines			
1	3:07.926		12:43:02.886

Lap Lap Tm Diff Time of Day

Lap Lap Tm Diff Time of Day

Chief of Timing & Scoring:

Race Director:

Weather/Track: Raining/Wet

Results @ www.sportstimeservices.com

Printed: 16/07/2011 13:01:44





Thundersport GB Rounds 10 and 11

Aprilia Superteens

Snetterton 300 Circuit 2.969 Miles

Race 3 Part 2

16/07/2011

Race

POLE POSITION

	1	2	3	4
1	40	61	15	75
2	20	17	10	3
3	41	21	8	5
4	9	42	23	19
5	194	212	11	35

Chief of Timing & Scoring:

Race Director:

Weather/Track:

Results @ www.sportstimeservices.com

Printed: 16/07/2011 12:56:27





Thundersport GB Rounds 10 and 11

Sorted on Laps

Aprilia Superteens

Snetterton 300 Circuit 2.969 Miles

Race 3 Part 2 - Not Final Result

16/07/2011 12:53

Race started at 13:53:52

Pos	No.	Name	Bike	CC	Laps	Total Tm	Diff	Gap	Best Tm	Best Spd	Avg. Spd	Start Pos
1	40	Joe Francis	Aprilia	125n	3	7:52.091			2:33.351	69.697	67.919	1
2	61	Harry Coomber	Aprilia	125	3	7:52.205	0.114	0.114	2:32.955	69.877	67.903	2
3	75	Bradley Jones	Aprilia	125	3	8:02.005	9.914	9.800	2:36.167	68.440	66.522	4
4	3	David Allingham	Aprilia	125n	3	8:02.212	10.121	0.207	2:36.657	68.226	66.494	8
5	8	Ryan Vickers	Aprilia	125n	3	8:04.586	12.495	2.374	2:36.757	68.182	66.168	11
6	5	George Stanley	Aprilia	125n	3	8:05.533	13.442	0.947	2:34.976	68.966	66.039	12
7	15	Ross Twyman	Aprilia	125	3	8:06.225	14.134	0.692	2:37.085	68.040	65.945	3
8	21	Max Symonds	Aprilia	125	3	8:07.263	15.172	1.038	2:36.957	68.095	65.805	10
9	20	Tom Oliver	Aprilia	125	3	8:07.956	15.865	0.693	2:38.164	67.576	65.711	5
10	17	Alastair Dayus	Aprilia	125	3	8:08.669	16.578	0.713	2:37.868	67.702	65.615	6
11	41	Milo Ward	Aprilia	125n	3	8:18.504	26.413	9.835	2:41.236	66.288	64.321	9
12	42	Aaron Coupland	Aprilia	125	3	8:21.891	29.800	3.387	2:39.755	66.903	63.887	14
13	9	Ben Luxton	Aprilia	125	3	8:26.404	34.313	4.513	2:43.321	65.442	63.317	13
14	23	Josh Hill	Aprilia	125n	3	8:33.368	41.277	6.964	2:45.439	64.604	62.458	15
15	194	Robyn Lindsay	Aprilia	125	3	8:41.574	49.483	8.206	2:48.788	63.322	61.476	17
16	212	Russell Brown	Aprilia	125n	3	8:47.808	55.717	6.234	2:49.429	63.083	60.750	18
17	19	Charley Oakland	Aprilia	125	3	8:55.046	1:02.955	7.238	2:52.662	61.902	59.928	16
18	11	Joe Sheldon-Shaw	Aprilia	125n	3	9:10.048	1:17.957	15.002	2:58.474	59.886	58.293	19
19	35	Sam Wilford	Aprilia	125n	3	9:44.722	1:52.631	34.674	3:03.619	58.208	54.837	20

Margin of Victory	Avg. Speed	Best Lap Tm	Best Spd	Best Lap by
0.114	67.919	2:32.955	69.877	61 - Harry Coomber

Chief of Timing & Scoring:

Race Director:

Weather/Track: Raining/Wet

Results @ www.sportstimeservices.com





Thundersport GB Rounds 10 and 11

Lapchart

Aprilia Superteens

Snetterton 300 Circuit 2.969 Miles

Race 3 Part 2

16/07/2011 12:53

Race started at 13:53:52

Competitors	Laps				
	0	1	2	3	
Joe Francis (40)	1	40	40	40	40
Harry Coomber (61)	2	61	61	61	61
Ross Twyman (15)	3	15	75	3	75
Bradley Jones (75)	4	75	3	75	3
Tom Oliver (20)	5	20	15	15	8
Alastair Dayus (17)	6	17	8	8	5
David Allingham (3)	7	3	20	20	15
Max Symonds (21)	8	21	21	21	21
Milo Ward (41)	9	41	17	5	20
Ryan Vickers (8)	10	8	5	17	17
Ben Luxton (9)	11	9	41	41	41
George Stanley (5)	12	5	9	42	42
Aaron Coupland (42)	13	42	42	9	9
Josh Hill (23)	14	23	23	23	23
Russell Brown (212)	15	212	194	194	194
Robyn Lindsay (194)	16	194	19	19	212
Charley Oakland (19)	17	19	212	212	19
Joe Sheldon-Shaw (11)	18	11	11	11	11
Sam Wilford (35)	19	35	35	35	35

Chief of Timing & Scoring:

Race Director:

Weather/Track: Raining/Wet

Results @ www.sportstimeservices.com

Printed: 16/07/2011 14:07:26





Thundersport GB Rounds 10 and 11

Aprilia Superteens

Snetterton 300 Circuit 2.969 Miles

Race 3 Part 2

16/07/2011 12:53

Race started at 13:53:52

Lap	Lap Tm	Diff	Time of Day
(40) Joe Francis			
1	2:45.201	+11.850	13:56:37.963
2	2:33.351		13:59:11.314
3	2:33.539	+0.188	14:01:44.853
(61) Harry Coomber			
1	2:46.155	+13.200	13:56:38.934
2	2:33.078	+0.123	13:59:12.012
3	2:32.955		14:01:44.967
(75) Bradley Jones			
1	2:40.495	+4.328	13:56:40.953
2	2:37.647	+1.480	13:59:18.600
3	2:36.167		14:01:54.767
(3) David Allingham			
1	2:39.641	+2.984	13:56:41.009
2	2:37.308	+0.651	13:59:18.317
3	2:36.657		14:01:54.974
(8) Ryan Vickers			
1	2:40.604	+3.847	13:56:42.724
2	2:37.867	+1.110	13:59:20.591
3	2:36.757		14:01:57.348
(5) George Stanley			
1	2:42.864	+7.888	13:56:45.249
2	2:38.070	+3.094	13:59:23.319
3	2:34.976		14:01:58.295
(15) Ross Twyman			
1	2:43.054	+5.969	13:56:41.889
2	2:37.085		13:59:18.974
3	2:40.013	+2.928	14:01:58.987
(21) Max Symonds			
1	2:42.725	+5.768	13:56:44.716
2	2:38.352	+1.395	13:59:23.068
3	2:36.957		14:02:00.025
(20) Tom Oliver			
1	2:43.151	+4.987	13:56:44.160
2	2:38.164		13:59:22.324
3	2:38.394	+0.230	14:02:00.718
(17) Alastair Dayus			
1	2:43.817	+5.949	13:56:45.027
2	2:38.536	+0.668	13:59:23.563
3	2:37.868		14:02:01.431
(41) Milo Ward			
1	2:45.454	+4.218	13:56:47.564
2	2:41.236		13:59:28.800
3	2:42.466	+1.230	14:02:11.266
(42) Aaron Coupland			
1	2:49.004	+9.249	13:56:51.615
2	2:43.283	+3.528	13:59:34.898
3	2:39.755		14:02:14.653

Lap	Lap Tm	Diff	Time of Day
(9) Ben Luxton			
1	2:48.692	+5.371	13:56:50.931
2	2:44.914	+1.593	13:59:35.845
3	2:43.321		14:02:19.166
(23) Josh Hill			
1	2:49.228	+3.789	13:56:51.948
2	2:45.439		13:59:37.387
3	2:48.743	+3.304	14:02:26.130
(194) Robyn Lindsay			
1	2:53.004	+4.216	13:56:55.994
2	2:48.788		13:59:44.782
3	2:49.554	+0.766	14:02:34.336
(212) Russell Brown			
1	2:57.213	+7.784	13:57:00.121
2	2:51.020	+1.591	13:59:51.141
3	2:49.429		14:02:40.570
(19) Charley Oakland			
1	2:55.130	+2.468	13:56:58.214
2	2:52.662		13:59:50.876
3	2:56.932	+4.270	14:02:47.808
(11) Joe Sheldon-Shaw			
1	3:02.099	+3.625	13:57:05.562
2	2:58.474		14:00:04.036
3	2:58.774	+0.300	14:03:02.810
(35) Sam Wilford			
1	3:17.874	+14.255	13:57:28.499
2	3:05.366	+1.747	14:00:33.865
3	3:03.619		14:03:37.484

Lap	Lap Tm	Diff	Time of Day
-----	--------	------	-------------

Chief of Timing & Scoring:

Race Director:

Weather/Track: Raining/Wet

Results @ www.sportstimingservices.com

Printed: 16/07/2011 14:08:00





Thundersport GB Rounds 10 and 11

Sorted on Laps

Aprilia Superteens

Snetterton 300 Circuit 2.969 Miles

Race 11

16/07/2011 17:51

Race started at 17:51:54

Pos	No.	Name	Bike	CC	Laps	Total Tm	Diff	Gap	Best Tm	Best Spd	Avg. Spd	Start Pos
1	40	Joe Francis	Aprilia	125n	5	12:33.639			2:28.419	72.013	70.910	0
2	3	David Allingham	Aprilia	125n	5	12:39.964	6.325	6.325	2:28.147	72.145	70.319	0
3	61	Harry Coomber	Aprilia	125	5	12:39.998	6.359	0.034	2:28.101	72.167	70.316	0
4	17	Alastair Dayus	Aprilia	125	5	12:41.884	8.245	1.886	2:27.408	72.507	70.142	0
5	20	Tom Oliver	Aprilia	125	5	12:44.019	10.380	2.135	2:29.323	71.577	69.946	0
6	8	Ryan Vickers	Aprilia	125n	5	12:44.549	10.910	0.530	2:28.252	72.094	69.898	0
7	15	Ross Twyman	Aprilia	125	5	12:45.562	11.923	1.013	2:29.058	71.704	69.805	0
8	34	Louis Dawson	Aprilia	125	5	12:46.580	12.941	1.018	2:30.839	70.857	69.712	0
9	75	Bradley Jones	Aprilia	125	5	12:46.701	13.062	0.121	2:30.552	70.992	69.701	0
10	21	Max Symonds	Aprilia	125	5	12:53.521	19.882	6.820	2:31.957	70.336	69.087	0
11	9	Ben Luxton	Aprilia	125	5	13:02.038	28.399	8.517	2:33.592	69.587	68.335	0
12	5	George Stanley	Aprilia	125n	5	13:03.029	29.390	0.991	2:33.592	69.587	68.248	0
13	41	Milo Ward	Aprilia	125n	5	13:05.133	31.494	2.104	2:31.188	70.694	68.065	0
14	37	Clinton Carver	Aprilia	125	5	13:12.715	39.076	7.582	2:35.217	68.859	67.414	0
15	42	Aaron Coupland	Aprilia	125	5	13:12.930	39.291	0.215	2:35.326	68.810	67.396	0
16	10	Ryan Longshaw	Aprilia	125n	5	13:18.829	45.190	5.899	2:36.267	68.396	66.898	0
17	212	Russell Brown	Aprilia	125n	5	13:20.282	46.643	1.453	2:35.578	68.699	66.777	0
18	24	James Pickford	Aprilia	125	5	13:20.626	46.987	0.344	2:35.263	68.838	66.748	0
19	194	Robyn Lindsay	Aprilia	125	5	13:30.261	56.622	9.635	2:37.944	67.670	65.954	0
20	23	Josh Hill	Aprilia	125n	5	13:40.383	1:06.744	10.122	2:40.633	66.537	65.141	0
21	19	Charley Oakland	Aprilia	125	5	13:44.270	1:10.631	3.887	2:40.419	66.626	64.833	0
22	7	William Caines	Aprilia	125n	5	13:54.901	1:21.262	10.631	2:42.990	65.575	64.008	0
23	11	Joe Sheldon-Shaw	Aprilia	125n	5	13:55.791	1:22.152	0.890	2:43.474	65.381	63.940	0
24	35	Sam Wilford	Aprilia	125n	5	14:49.266	2:15.627	53.475	2:54.614	61.210	60.095	0

Margin of Victory	Avg. Speed	Best Lap Tm	Best Spd	Best Lap by
6.325	70.910	2:27.408	72.507	17 - Alastair Dayus

Chief of Timing & Scoring:

Race Director:

Weather/Track: Sunny/Damp

Results @ www.sportstimingsservices.com





Thundersport GB Rounds 10 and 11

Lapchart

Aprilia Superteens

Snetterton 300 Circuit 2.969 Miles

Race 11

16/07/2011 17:51

Race started at 17:51:54

Competitors

Laps

	0	1	2	3	4	5
Harry Coomber (61)	1	61	40	40	40	40
Louis Dawson (34)	2	34	34	3	3	3
Joe Francis (40)	3	40	61	34	61	61
Ryan Vickers (8)	4	8	75	61	34	17
Bradley Jones (75)	5	75	15	15	17	20
Ross Twyman (15)	6	15	3	75	15	34
Tom Oliver (20)	7	20	20	17	20	75
Max Symonds (21)	8	21	8	20	75	8
David Allingham (3)	9	3	21	8	8	15
Alastair Dayus (17)	10	17	17	21	21	21
Ryan Longshaw (10)	11	10	9	9	9	9
George Stanley (5)	12	5	5	5	5	5
Ben Luxton (9)	13	9	37	42	37	41
Milo Ward (41)	14	41	41	37	41	37
Aaron Coupland (42)	15	42	10	41	42	42
Clinton Carver (37)	16	37	42	10	10	10
Charley Oakland (19)	17	19	212	212	212	212
James Pickford (24)	18	24	24	24	24	24
Russell Brown (212)	19	212	23	194	194	194
Robyn Lindsay (194)	20	194	194	23	23	23
Josh Hill (23)	21	23	19	19	19	19
Sam Wilford (35)	22	35	11	11	7	7
Joe Sheldon-Shaw (11)	23	11	7	7	11	11
William Caines (7)	24	7	35	35	35	35

Chief of Timing & Scoring:

Race Director:

Weather/Track: Sunny/Damp

Results @ www.sportstimingservices.com

Printed: 16/07/2011 18:08:56





Thundersport GB Rounds 10 and 11

Aprilia Superteens

Snetterton 300 Circuit 2.969 Miles

Race 11

16/07/2011 17:51

Race started at 17:51:54

Lap	Lap Tm	Diff	Time of Day
(40) Joe Francis			
1	2:33.650	+5.231	17:54:29.272
2	2:28.419		17:56:57.691
3	2:29.316	+0.897	17:59:27.007
4	2:28.996	+0.577	18:01:56.003
5	2:31.777	+3.358	18:04:27.780
(3) David Allingham			
1	2:37.292	+9.145	17:54:35.183
2	2:31.800	+3.653	17:57:06.983
3	2:29.433	+1.286	17:59:36.416
4	2:29.542	+1.395	18:02:05.958
5	2:28.147		18:04:34.105
(61) Harry Coomber			
1	2:40.186	+12.085	17:54:34.327
2	2:32.999	+4.898	17:57:07.326
3	2:29.249	+1.148	17:59:36.575
4	2:29.463	+1.362	18:02:06.038
5	2:28.101		18:04:34.139
(17) Alastair Dayus			
1	2:38.608	+11.200	17:54:36.593
2	2:31.263	+3.855	17:57:07.856
3	2:30.686	+3.278	17:59:38.542
4	2:30.075	+2.667	18:02:08.617
5	2:27.408		18:04:36.025
(20) Tom Oliver			
1	2:38.416	+9.093	17:54:35.678
2	2:32.197	+2.874	17:57:07.875
3	2:31.043	+1.720	17:59:38.918
4	2:29.919	+0.596	18:02:08.837
5	2:29.323		18:04:38.160
(8) Ryan Vickers			
1	2:38.899	+10.647	17:54:35.721
2	2:32.586	+4.334	17:57:08.307
3	2:31.761	+3.509	17:59:40.068
4	2:30.370	+2.118	18:02:10.438
5	2:28.252		18:04:38.690
(15) Ross Twyman			
1	2:37.781	+8.723	17:54:34.805
2	2:32.834	+3.776	17:57:07.639
3	2:31.271	+2.213	17:59:38.910
4	2:31.735	+2.677	18:02:10.645
5	2:29.058		18:04:39.703
(34) Louis Dawson			
1	2:38.677	+7.838	17:54:34.110
2	2:32.938	+2.099	17:57:07.048
3	2:31.224	+0.385	17:59:38.272
4	2:31.610	+0.771	18:02:09.882
5	2:30.839		18:04:40.721
(75) Bradley Jones			
1	2:37.386	+6.834	17:54:34.385
2	2:33.314	+2.762	17:57:07.699
3	2:31.649	+1.097	17:59:39.348

Lap	Lap Tm	Diff	Time of Day
4	2:30.552		18:02:09.900
5	2:30.942	+0.390	18:04:40.842
(21) Max Symonds			
1	2:38.604	+6.647	17:54:36.248
2	2:33.054	+1.097	17:57:09.302
3	2:31.957		17:59:41.259
4	2:33.010	+1.053	18:02:14.269
5	2:33.393	+1.436	18:04:47.662
(9) Ben Luxton			
1	2:39.620	+6.028	17:54:37.839
2	2:34.700	+1.108	17:57:12.539
3	2:35.252	+1.660	17:59:47.791
4	2:34.796	+1.204	18:02:22.587
5	2:33.592		18:04:56.179
(5) George Stanley			
1	2:39.923	+6.331	17:54:37.995
2	2:34.832	+1.240	17:57:12.827
3	2:36.604	+3.012	17:59:49.431
4	2:34.147	+0.555	18:02:23.578
5	2:33.592		18:04:57.170
(41) Milo Ward			
1	2:43.677	+12.489	17:54:42.025
2	2:38.387	+7.199	17:57:20.412
3	2:34.964	+3.776	17:59:55.376
4	2:32.710	+1.522	18:02:28.086
5	2:31.188		18:04:59.274
(37) Clinton Carver			
1	2:43.051	+7.834	17:54:41.648
2	2:38.172	+2.955	17:57:19.820
3	2:35.217		17:59:55.037
4	2:35.940	+0.723	18:02:30.977
5	2:35.879	+0.662	18:05:06.856
(42) Aaron Coupland			
1	2:44.130	+8.804	17:54:42.595
2	2:36.764	+1.438	17:57:19.359
3	2:36.059	+0.733	17:59:55.418
4	2:36.327	+1.001	18:02:31.745
5	2:35.326		18:05:07.071
(10) Ryan Longshaw			
1	2:44.431	+8.164	17:54:42.447
2	2:39.769	+3.502	17:57:22.216
3	2:37.551	+1.284	17:59:59.767
4	2:36.267		18:02:36.034
5	2:36.936	+0.669	18:05:12.970
(212) Russell Brown			
1	2:44.968	+9.390	17:54:44.334
2	2:37.938	+2.360	17:57:22.272
3	2:40.058	+4.480	18:00:02.330
4	2:36.515	+0.937	18:02:38.845
5	2:35.578		18:05:14.423
(24) James Pickford			
1	2:46.010	+10.747	17:54:45.257

Lap	Lap Tm	Diff	Time of Day
2	2:39.576	+4.313	17:57:24.833
3	2:39.130	+3.867	18:00:03.963
4	2:35.541	+0.278	18:02:39.504
5	2:35.263		18:05:14.767
(194) Robyn Lindsay			
1	2:47.286	+9.342	17:54:46.923
2	2:40.955	+3.011	17:57:27.878
3	2:38.848	+0.904	18:00:06.726
4	2:37.944		18:02:44.670
5	2:39.732	+1.788	18:05:24.402
(23) Josh Hill			
1	2:47.071	+6.438	17:54:46.717
2	2:42.245	+1.612	17:57:28.962
3	2:40.633		18:00:09.595
4	2:40.754	+0.121	18:02:50.349
5	2:44.175	+3.542	18:05:34.524
(19) Charley Oakland			
1	2:48.250	+7.831	17:54:47.088
2	2:42.783	+2.364	17:57:29.871
3	2:40.419		18:00:10.290
4	2:43.502	+3.083	18:02:53.792
5	2:44.619	+4.200	18:05:38.411
(7) William Caines			
1	2:53.051	+10.061	17:54:53.258
2	2:44.861	+1.871	17:57:38.119
3	2:44.715	+1.725	18:00:22.834
4	2:42.990		18:03:05.824
5	2:43.218	+0.228	18:05:49.042
(11) Joe Sheldon-Shaw			
1	2:50.682	+7.208	17:54:50.740
2	2:46.889	+3.415	17:57:37.629
3	2:45.226	+1.752	18:00:22.855
4	2:43.603	+0.129	18:03:06.458
5	2:43.474		18:05:49.932
(35) Sam Wilford			
1	3:00.571	+5.957	17:55:00.611
2	2:57.109	+2.495	17:57:57.720
3	2:55.541	+0.927	18:00:53.261
4	2:55.532	+0.918	18:03:48.793
5	2:54.614		18:06:43.407

Chief of Timing & Scoring:

Race Director:

Weather/Track: Sunny/Damp

Results @ www.sportstimingservices.com

Printed: 16/07/2011 18:09:35





Thundersport GB Rounds 10 and 11

Sorted on Best Lap time

Aprilia Superteens

Snetterton 300 Circuit 2.969 Miles

Warm up

17/07/2011 09:51

Practice started at 9:51:26

Pos	No.	Name	Bike	CC	Best Tm	Best Spd	Gap	Diff - Ldr.	In Lap	2nd Best
1	20	Tom Oliver	Aprilia	125	2:21.147	75.723			3	2:23.342
2	15	Ross Twyman	Aprilia	125	2:21.222	75.683	0.075	0.075	3	2:22.792
3	41	Milo Ward	Aprilia	125n	2:23.321	74.574	2.099	2.174	3	2:23.796
4	21	Max Symonds	Aprilia	125	2:23.680	74.388	0.359	2.533	3	2:24.854
5	40	Joe Francis	Aprilia	125n	2:23.723	74.366	0.043	2.576	3	2:26.138
6	42	Aaron Coupland	Aprilia	125	2:25.492	73.461	1.769	4.345	3	2:26.456
7	75	Bradley Jones	Aprilia	125	2:26.702	72.855	1.210	5.555	3	2:26.721
8	5	George Stanley	Aprilia	125n	2:26.844	72.785	0.142	5.697	2	2:28.458
9	9	Ben Luxton	Aprilia	125	2:27.662	72.382	0.818	6.515	3	2:33.610
10	37	Clinton Carver	Aprilia	125	2:28.137	72.150	0.475	6.990	3	2:30.761
11	10	Ryan Longshaw	Aprilia	125n	2:28.404	72.020	0.267	7.257	3	2:32.865
12	23	Josh Hill	Aprilia	125n	2:28.558	71.945	0.154	7.411	3	2:31.067
13	17	Alastair Dayus	Aprilia	125	2:28.651	71.900	0.093	7.504	3	2:29.916
14	8	Ryan Vickers	Aprilia	125n	2:28.697	71.878	0.046	7.550	3	2:31.709
15	61	Harry Coomber	Aprilia	125	2:28.895	71.782	0.198	7.748	3	2:31.209
16	34	Louis Dawson	Aprilia	125	2:30.783	70.884	1.888	9.636	2	2:35.183
17	19	Charley Oakland	Aprilia	125	2:33.044	69.836	2.261	11.897	2	2:37.445
18	212	Russell Brown	Aprilia	125n	2:34.604	69.132	1.560	13.457	2	2:35.295
19	194	Robyn Lindsay	Aprilia	125	2:34.656	69.108	0.052	13.509	2	2:36.154
20	11	Joe Sheldon-Shaw	Aprilia	125n	2:35.278	68.832	0.622	14.131	3	2:38.828
21	24	James Pickford	Aprilia	125	2:39.957	66.818	4.679	18.810	3	2:42.537
22	35	Sam Wilford	Aprilia	125n	2:45.329	64.647	5.372	24.182	3	2:47.153
23	7	William Caines	Aprilia	125n	2:52.628	61.914	7.299	31.481	2	3:02.187
24	3	David Allingham	Aprilia	125n		-			0	

Announcements

*** No 24 - please fit transponder before racing***

Chief of Timing & Scoring:

Race Director:

Weather/Track: Cloudy / Dry

Results @ www.sportstimeservices.com

Printed: 17/07/2011 10:01:07





Thundersport GB Rounds 10 and 11

Sorted on Laps

Aprilia Superteens

Snetterton 300 Circuit 2.969 Miles

Race 6

17/07/2011 12:46

Race started at 12:46:44

Pos	No.	Name	Bike	CC	Laps	Total Tm	Diff	Gap	Best Tm	Best Spd	Avg. Spd	Start Pos
1	61	Harry Coomber	Aprilia	125	8	19:50.840			2:20.846	75.885	71.802	3
2	3	David Allingham	Aprilia	125n	8	19:51.015	0.175	0.175	2:22.559	74.973	71.791	12
3	21	Max Symonds	Aprilia	125	8	19:52.843	2.003	1.828	2:20.787	75.916	71.681	9
4	75	Bradley Jones	Aprilia	125	8	19:56.314	5.474	3.471	2:22.639	74.931	71.473	6
5	9	Ben Luxton	Aprilia	125	8	20:08.147	17.307	11.833	2:22.698	74.900	70.773	14
6	42	Aaron Coupland	Aprilia	125	8	20:16.634	25.794	8.487	2:25.242	73.588	70.279	15
7	37	Clinton Carver	Aprilia	125	8	20:39.586	48.746	22.952	2:25.962	73.225	68.978	18
8	5	George Stanley	Aprilia	125n	8	20:44.271	53.431	4.685	2:26.585	72.914	68.718	10
9	8	Ryan Vickers	Aprilia	125n	8	20:44.439	53.599	0.168	2:27.203	72.607	68.709	4
10	23	Josh Hill	Aprilia	125n	8	20:46.295	55.455	1.856	2:26.733	72.840	68.607	19
11	19	Charley Oakland	Aprilia	125	8	21:08.501	1:17.661	22.206	2:31.737	70.438	67.406	16
12	212	Russell Brown	Aprilia	125n	8	21:08.901	1:18.061	0.400	2:31.460	70.567	67.385	20
13	194	Robyn Lindsay	Aprilia	125	8	21:09.095	1:18.255	0.194	2:31.720	70.446	67.374	21
14	11	Joe Sheldon-Shaw	Aprilia	125n	8	22:04.176	2:13.336	55.081	2:37.392	67.907	64.572	23
15	35	Sam Wilford	Aprilia	125n	7	19:54.220	1 Lap	1 Lap	2:42.053	65.954	62.649	25
16	7	William Caines	Aprilia	125n	7	21:17.016	1 Lap	1:22.796	2:39.512	67.005	58.587	24

Not classified

DNF	17	Alastair Dayus	Aprilia	125	6	14:44.034	DNF		2:22.357	75.079	72.540	8
DNF	15	Ross Twyman	Aprilia	125	5	11:56.175	DNF		2:21.261	75.662	74.619	5
DNF	20	Tom Oliver	Aprilia	125	5	11:56.179	DNF		2:21.155	75.718	74.618	7
DNF	40	Joe Francis	Aprilia	125n	5	11:56.421	DNF		2:20.624	76.004	74.593	1
DNF	34	Louis Dawson	Aprilia	125	4	9:38.072	DNF		2:22.382	75.066	73.956	0
DNF	41	Milo Ward	Aprilia	125n	4	9:38.628	DNF		2:21.134	75.730	73.885	13

Margin of Victory	Avg. Speed	Best Lap Tm	Best Spd	Best Lap by
0	74.593	2:20.624	76.004	40 - Joe Francis

Chief of Timing & Scoring:

Race Director:

Weather/Track: Light Rain / Damp

Results @ www.sportstiming.com





Thundersport GB Rounds 10 and 11

Lapchart

Aprilia Superteens

Snetterton 300 Circuit 2.969 Miles

Race 6

17/07/2011 12:46

Race started at 12:46:44

Competitors

Laps

	0	1	2	3	4	5	6	7	8	
Joe Francis (40)	1	40	20	15	20	15	15	21	61	61
Harry Coomber (61)	2	61	21	20	15	20	20	3	3	3
Ryan Vickers (8)	3	8	61	61	61	40	40	61	21	21
Ross Twyman (15)	4	15	15	21	40	21	21	75	75	75
Bradley Jones (75)	5	75	40	40	21	61	75	17	9	9
Tom Oliver (20)	6	20	17	17	75	41	17	9	42	42
Alastair Dayus (17)	7	17	75	75	17	17	61	42	37	37
Max Symonds (21)	8	21	3	3	3	75	3	37	8	5
David Allingham (3)	9	3	9	41	41	3	9	8	5	8
George Stanley (5)	10	5	41	9	9	9	42	5	23	23
Ben Luxton (9)	11	9	42	42	42	42	37	23	19	19
Milo Ward (41)	12	41	8	37	37	37	5	194	212	212
Aaron Coupland (42)	13	42	37	8	5	5	8	212	194	194
Clinton Carver (37)	14	37	5	5	8	8	23	19	11	11
Charley Oakland (19)	15	19	23	23	23	23	19	11	35	
Robyn Lindsay (194)	16	194	194	19	19	19	194	35	7	
Russell Brown (212)	17	212	212	212	212	212	7			
Josh Hill (23)	18	23	19	194	194	194	11			
Sam Wilford (35)	19	35	35	11	11	11	35			
William Caines (7)	20	7	7	7	7	35	7			
Joe Sheldon-Shaw (11)	21	11	11	35	35	7				
Louis Dawson (34)	22	34	34	34	34					

Chief of Timing & Scoring:

Race Director:

Weather/Track: Light Rain / Damp

Results @ www.sportstimingservices.com

Printed: 17/07/2011 13:12:45





Thundersport GB Rounds 10 and 11

Aprilia Superteens

Snetterton 300 Circuit 2.969 Miles

Race 6

17/07/2011 12:46

Race started at 12:46:44

Lap	Lap Tm	Diff	Time of Day
(61) Harry Coomber			
1	2:28.162	+7.316	12:49:13.589
2	2:21.848	+1.002	12:51:35.437
3	2:20.846		12:53:56.283
4	2:24.347	+3.501	12:56:20.630
5	2:26.282	+5.436	12:58:46.912
6	2:36.378	+15.532	13:01:23.290
7	2:36.012	+15.166	13:03:59.302
8	2:36.025	+15.179	13:06:35.327

Lap	Lap Tm	Diff	Time of Day
(3) David Allingham			
1	2:28.636	+6.077	12:49:15.542
2	2:23.033	+0.474	12:51:38.575
3	2:22.899	+0.340	12:54:01.474
4	2:22.930	+0.371	12:56:24.404
5	2:22.559		12:58:46.963
6	2:36.148	+13.589	13:01:23.111
7	2:36.553	+13.994	13:03:59.664
8	2:35.838	+13.279	13:06:35.502

Lap	Lap Tm	Diff	Time of Day
(21) Max Symonds			
1	2:26.563	+5.776	12:49:13.272
2	2:22.717	+1.930	12:51:35.989
3	2:20.787		12:53:56.776
4	2:22.824	+2.037	12:56:19.600
5	2:22.523	+1.736	12:58:42.123
6	2:40.413	+19.626	13:01:22.536
7	2:38.475	+17.688	13:04:01.011
8	2:36.319	+15.532	13:06:37.330

Lap	Lap Tm	Diff	Time of Day
(75) Bradley Jones			
1	2:29.214	+6.575	12:49:15.309
2	2:23.081	+0.442	12:51:38.390
3	2:22.666	+0.027	12:54:01.056
4	2:22.639		12:56:23.695
5	2:22.813	+0.174	12:58:46.508
6	2:38.189	+15.550	13:01:24.697
7	2:37.894	+15.255	13:04:02.591
8	2:38.210	+15.571	13:06:40.801

Lap	Lap Tm	Diff	Time of Day
(9) Ben Luxton			
1	2:29.222	+6.524	12:49:16.365
2	2:23.222	+0.524	12:51:39.587
3	2:22.698		12:54:02.285
4	2:24.252	+1.554	12:56:26.537
5	2:25.353	+2.655	12:58:51.890
6	2:42.419	+19.721	13:01:34.309
7	2:40.684	+17.986	13:04:14.993
8	2:37.641	+14.943	13:06:52.634

Lap	Lap Tm	Diff	Time of Day
(42) Aaron Coupland			
1	2:30.142	+4.900	12:49:17.617
2	2:25.242		12:51:42.859
3	2:25.988	+0.746	12:54:08.847
4	2:26.722	+1.480	12:56:35.569
5	2:25.648	+0.406	12:59:01.217
6	2:41.276	+16.034	13:01:42.493
7	2:38.849	+13.607	13:04:21.342
8	2:39.779	+14.537	13:07:01.121

Lap	Lap Tm	Diff	Time of Day
(37) Clinton Carver			
1	2:31.508	+5.546	12:49:19.131
2	2:26.492	+0.530	12:51:45.623
3	2:26.067	+0.105	12:54:11.690
4	2:25.962		12:56:37.652
5	2:27.522	+1.560	12:59:05.174
6	2:40.797	+14.835	13:01:45.971
7	2:48.176	+22.214	13:04:34.147
8	2:49.926	+23.964	13:07:24.073

Lap	Lap Tm	Diff	Time of Day
(5) George Stanley			
1	2:32.482	+5.897	12:49:19.490
2	2:26.808	+0.223	12:51:46.298
3	2:26.585		12:54:12.883
4	2:26.867	+0.282	12:56:39.750
5	2:27.316	+0.731	12:59:07.066
6	2:50.954	+24.369	13:01:58.020
7	2:49.260	+22.675	13:04:47.280
8	2:41.478	+14.893	13:07:28.758

Lap	Lap Tm	Diff	Time of Day
(8) Ryan Vickers			
1	2:32.770	+5.567	12:49:18.649
2	2:27.203		12:51:45.852
3	2:27.311	+0.108	12:54:13.163
4	2:27.961	+0.758	12:56:41.124
5	2:27.984	+0.781	12:59:09.108
6	2:46.681	+19.478	13:01:55.789
7	2:51.144	+23.941	13:04:46.933
8	2:41.993	+14.790	13:07:28.926

Lap	Lap Tm	Diff	Time of Day
(23) Josh Hill			
1	2:30.847	+4.114	12:49:20.033
2	2:26.856	+0.123	12:51:46.889
3	2:26.733		12:54:13.622
4	2:31.155	+4.422	12:56:44.777
5	2:32.702	+5.969	12:59:17.479
6	2:45.117	+18.384	13:02:02.596
7	2:46.406	+19.673	13:04:49.002
8	2:41.780	+15.047	13:07:30.782

Lap	Lap Tm	Diff	Time of Day
(19) Charley Oakland			
1	2:38.352	+6.615	12:49:26.442
2	2:32.533	+0.796	12:51:58.975
3	2:31.737		12:54:30.712
4	2:33.529	+1.792	12:57:04.241
5	2:32.285	+0.548	12:59:36.526
6	2:50.552	+18.815	13:02:27.078
7	2:44.876	+13.139	13:05:11.954
8	2:41.034	+9.297	13:07:52.988

Lap	Lap Tm	Diff	Time of Day
(212) Russell Brown			
1	2:37.615	+6.155	12:49:26.281
2	2:33.067	+1.607	12:51:59.348
3	2:31.460		12:54:30.808
4	2:33.820	+2.360	12:57:04.628
5	2:33.884	+2.424	12:59:38.512
6	2:46.629	+15.169	13:02:25.141
7	2:47.377	+15.917	13:05:12.518
8	2:40.870	+9.410	13:07:53.388

(194) Robyn Lindsay			
----------------------------	--	--	--

Lap	Lap Tm	Diff	Time of Day
1	2:37.652	+5.932	12:49:26.217
2	2:33.404	+1.684	12:51:59.621
3	2:31.720		12:54:31.341
4	2:33.376	+1.656	12:57:04.717
5	2:32.761	+1.041	12:59:37.478
6	2:47.334	+15.614	13:02:24.812
7	2:48.452	+16.732	13:05:13.264
8	2:40.318	+8.598	13:07:53.582

Lap	Lap Tm	Diff	Time of Day
(11) Joe Sheldon-Shaw			
1	2:44.576	+7.184	12:49:40.607
2	2:40.897	+3.505	12:52:21.504
3	2:37.392		12:54:58.896
4	2:39.902	+2.510	12:57:38.798
5	2:41.823	+4.431	13:00:20.621
6	2:52.501	+15.109	13:03:13.122
7	2:49.550	+12.158	13:06:02.672
8	2:45.991	+8.599	13:08:48.663

Lap	Lap Tm	Diff	Time of Day
(35) Sam Wilford			
1	2:50.516	+8.463	12:49:40.110
2	2:44.403	+2.350	12:52:24.513
3	2:42.053		12:55:06.566
4	2:47.125	+5.072	12:57:53.691
5	2:50.471	+8.418	13:00:44.162
6	2:57.592	+15.539	13:03:41.754
7	2:56.953	+14.900	13:06:38.707

Lap	Lap Tm	Diff	Time of Day
(7) William Caines			
1	2:47.810	+8.298	12:49:40.311
2	2:43.955	+4.443	12:52:24.266
3	2:39.512		12:55:03.778
4	2:58.025	+18.513	12:58:01.803
5	3:10.993	+31.481	13:01:12.796
6	3:35.408	+55.896	13:04:48.204
7	3:13.299	+33.787	13:08:01.503

Lap	Lap Tm	Diff	Time of Day
(17) Alastair Dayus			
1	2:28.642	+6.285	12:49:15.251
2	2:23.106	+0.749	12:51:38.357
3	2:22.806	+0.449	12:54:01.163
4	2:22.357		12:56:23.520
5	2:22.994	+0.637	12:58:46.514
6	2:42.007	+19.650	13:01:28.521

Lap	Lap Tm	Diff	Time of Day
(15) Ross Twyman			
1	2:27.669	+6.408	12:49:13.596
2	2:21.261		12:51:34.857
3	2:21.279	+0.018	12:53:56.136
4	2:22.900	+1.639	12:56:19.030
5	2:21.626	+0.365	12:58:40.662

Lap	Lap Tm	Diff	Time of Day
(20) Tom Oliver			
1	2:26.931	+5.776	12:49:13.246
2	2:21.678	+0.523	12:51:34.924
3	2:21.155		12:53:56.079
4	2:23.219	+2.064	12:56:19.298
5	2:21.368	+0.213	12:58:40.666

(40) Joe Francis			
1	2:29.787	+9.163	12:49:14.274

Chief of Timing & Scoring:

Race Director:

Weather/Track: Light Rain / Damp

Results @ www.sportstimingservices.com





Thundersport GB Rounds 10 and 11

Aprilia Superteens

Snetterton 300 Circuit 2.969 Miles

Race 6

17/07/2011 12:46

Race started at 12:46:44

Lap	Lap Tm	Diff	Time of Day
2	2:21.724	+1.100	12:51:35.998
3	2:20.624		12:53:56.622
4	2:22.962	+2.338	12:56:19.584
5	2:21.324	+0.700	12:58:40.908

(34) Louis Dawson

1	2:22.382		12:51:36.794
2	2:22.398	+0.016	12:53:59.192
3	2:23.367	+0.985	12:56:22.559

(41) Milo Ward

1	2:30.321	+9.187	12:49:17.571
2	2:21.134		12:51:38.705
3	2:22.881	+1.747	12:54:01.586
4	2:21.529	+0.395	12:56:23.115

Lap Lap Tm Diff Time of Day

Lap Lap Tm Diff Time of Day

Chief of Timing & Scoring:

Race Director:

Weather/Track: Light Rain / Damp

Results @ www.sportstimeservices.com

Printed: 17/07/2011 13:13:43





Thundersport GB Rounds 10 and 11

Sorted on Laps

Aprilia Superteens

Snetterton 300 Circuit 2.969 Miles

Race 14

17/07/2011 17:02

Race started at 17:02:08

Pos	No.	Name	Bike	CC	Laps	Total Tm	Diff	Gap	Best Tm	Best Spd	Avg. Spd	Start Pos
1	40	Joe Francis	Aprilia	125n	5	11:52.165			2:20.833	75.892	75.039	1
2	20	Tom Oliver	Aprilia	125	5	11:52.196	0.031	0.031	2:20.710	75.958	75.036	7
3	21	Max Symonds	Aprilia	125	5	11:55.635	3.470	3.439	2:21.214	75.687	74.675	9
4	75	Bradley Jones	Aprilia	125	5	11:55.646	3.481	0.011	2:21.481	75.544	74.674	6
5	61	Harry Coomber	Aprilia	125	5	11:55.736	3.571	0.090	2:21.338	75.620	74.665	3
6	9	Ben Luxton	Aprilia	125	5	11:57.864	5.699	2.128	2:21.681	75.437	74.443	14
7	3	David Allingham	Aprilia	125n	5	12:00.027	7.862	2.163	2:21.595	75.483	74.220	12
8	17	Alastair Dayus	Aprilia	125	5	12:00.054	7.889	0.027	2:21.392	75.592	74.217	8
9	34	Louis Dawson	Aprilia	125	5	12:04.122	11.957	4.068	2:21.885	75.329	73.800	2
10	37	Clinton Carver	Aprilia	125	5	12:05.982	13.817	1.860	2:22.963	74.761	73.611	18
11	41	Milo Ward	Aprilia	125n	5	12:06.209	14.044	0.227	2:22.504	75.002	73.588	13
12	5	George Stanley	Aprilia	125n	5	12:08.761	16.596	2.552	2:24.129	74.156	73.330	10
13	8	Ryan Vickers	Aprilia	125n	5	12:19.155	26.990	10.394	2:26.067	73.172	72.299	4
14	42	Aaron Coupland	Aprilia	125	5	12:19.359	27.194	0.204	2:26.367	73.022	72.279	15
15	23	Josh Hill	Aprilia	125n	5	12:41.161	48.996	21.802	2:30.507	71.014	70.209	19
16	19	Charley Oakland	Aprilia	125	5	12:46.302	54.137	5.141	2:31.312	70.636	69.738	16
17	194	Robyn Lindsay	Aprilia	125	5	12:46.737	54.572	0.435	2:30.705	70.920	69.698	21
18	212	Russell Brown	Aprilia	125n	5	12:47.153	54.988	0.416	2:30.467	71.032	69.660	20
19	11	Joe Sheldon-Shaw	Aprilia	125n	5	13:20.400	1:28.235	33.247	2:37.668	67.788	66.767	23
20	7	William Caines	Aprilia	125n	5	13:31.801	1:39.636	11.401	2:39.005	67.218	65.829	24
21	35	Sam Wilford	Aprilia	125n	5	14:00.279	2:08.114	28.478	2:45.225	64.688	63.598	25
Not classified												
DNF	24	James Pickford	Aprilia	125	2	5:15.032	DNF		2:33.486	69.635	67.854	22

Margin of Victory	Avg. Speed	Best Lap Tm	Best Spd	Best Lap by
0.031	75.039	2:20.710	75.958	20 - Tom Oliver

Chief of Timing & Scoring:

Race Director:

Weather/Track: Raining/Wet

Results @ www.sportstiming.com





Thundersport GB Rounds 10 and 11

Lapchart

Aprilia Superteens

Snetterton 300 Circuit 2.969 Miles

Race 14

17/07/2011 17:02

Race started at 17:02:08

Competitors

Laps

	0	1	2	3	4	5	
Joe Francis (40)	1	40	40	40	20	40	40
Louis Dawson (34)	2	34	20	20	40	20	20
Harry Coomber (61)	3	61	61	75	61	21	21
Ryan Vickers (8)	4	8	75	61	21	75	75
Bradley Jones (75)	5	75	34	21	75	61	61
Tom Oliver (20)	6	20	21	34	17	3	9
Max Symonds (21)	7	21	9	17	3	17	3
David Allingham (3)	8	3	3	3	9	9	17
Ben Luxton (9)	9	9	17	9	34	34	34
George Stanley (5)	10	5	37	41	41	37	37
Milo Ward (41)	11	41	5	37	37	41	41
Aaron Coupland (42)	12	42	41	5	5	5	5
Clinton Carver (37)	13	37	8	8	42	42	8
Josh Hill (23)	14	23	42	42	8	8	42
Charley Oakland (19)	15	19	23	23	23	23	23
Alastair Dayus (17)	16	17	19	19	19	19	19
James Pickford (24)	17	24	212	212	194	212	194
Russell Brown (212)	18	212	194	194	212	194	212
Robyn Lindsay (194)	19	194	24	24	11	11	11
Joe Sheldon-Shaw (11)	20	11	11	11	7	7	7
Sam Wilford (35)	21	35	7	7	35	35	35
William Caines (7)	22	7	35	35			

Chief of Timing & Scoring:

Race Director:

Weather/Track: Raining/Wet

Results @ www.sportstimeservices.com

Printed: 17/07/2011 17:19:47





Thundersport GB Rounds 10 and 11

Aprilia Superteens

Snetterton 300 Circuit 2.969 Miles

Race 14

17/07/2011 17:02

Race started at 17:02:08

Lap Lap Tm Diff Time of Day

(40) Joe Francis

1	2:27.774	+6.941	17:04:35.904
2	2:21.685	+0.852	17:06:57.589
3	2:20.869	+0.036	17:09:18.458
4	2:20.833		17:11:39.291
5	2:21.004	+0.171	17:14:00.295

(20) Tom Oliver

1	2:26.450	+5.740	17:04:36.130
2	2:21.553	+0.843	17:06:57.683
3	2:20.710		17:09:18.393
4	2:20.985	+0.275	17:11:39.378
5	2:20.948	+0.238	17:14:00.326

(21) Max Symonds

1	2:26.977	+5.763	17:04:37.072
2	2:21.237	+0.023	17:06:58.309
3	2:21.214		17:09:19.523
4	2:21.510	+0.296	17:11:41.033
5	2:22.732	+1.518	17:14:03.765

(75) Bradley Jones

1	2:27.045	+5.564	17:04:36.543
2	2:21.481		17:06:58.024
3	2:21.680	+0.199	17:09:19.704
4	2:21.483	+0.002	17:11:41.187
5	2:22.589	+1.108	17:14:03.776

(61) Harry Coomber

1	2:27.623	+6.285	17:04:36.495
2	2:21.543	+0.205	17:06:58.038
3	2:21.338		17:09:19.376
4	2:21.822	+0.484	17:11:41.198
5	2:22.668	+1.330	17:14:03.866

(9) Ben Luxton

1	2:27.027	+5.346	17:04:37.562
2	2:22.830	+1.149	17:07:00.392
3	2:21.982	+0.301	17:09:22.374
4	2:21.939	+0.258	17:11:44.313
5	2:21.681		17:14:05.994

(3) David Allingham

1	2:27.649	+6.054	17:04:37.924
2	2:22.243	+0.648	17:07:00.167
3	2:21.595		17:09:21.762
4	2:22.349	+0.754	17:11:44.111
5	2:24.046	+2.451	17:14:08.157

(17) Alastair Day

1	2:26.994	+5.602	17:04:38.438
2	2:21.392		17:06:59.830
3	2:21.887	+0.495	17:09:21.717
4	2:22.418	+1.026	17:11:44.135
5	2:24.049	+2.657	17:14:08.184

(34) Louis Dawson

1	2:28.245	+6.360	17:04:36.876
2	2:21.885		17:06:58.761
3	2:23.746	+1.861	17:09:22.507

Lap Lap Tm Diff Time of Day

4	2:22.102	+0.217	17:11:44.609
5	2:27.643	+5.758	17:14:12.252

(37) Clinton Carver

1	2:28.053	+5.090	17:04:39.132
2	2:24.114	+1.151	17:07:03.246
3	2:22.963		17:09:26.209
4	2:23.053	+0.090	17:11:49.262
5	2:24.850	+1.887	17:14:14.112

(41) Milo Ward

1	2:28.845	+6.341	17:04:39.578
2	2:23.283	+0.779	17:07:02.861
3	2:22.504		17:09:25.365
4	2:23.936	+1.432	17:11:49.301
5	2:25.038	+2.534	17:14:14.339

(5) George Stanley

1	2:28.839	+4.710	17:04:39.469
2	2:24.159	+0.030	17:07:03.628
3	2:24.137	+0.008	17:09:27.765
4	2:24.129		17:11:51.894
5	2:24.997	+0.868	17:14:16.891

(8) Ryan Vickers

1	2:31.360	+5.293	17:04:40.633
2	2:27.193	+1.126	17:07:07.826
3	2:26.915	+0.848	17:09:34.741
4	2:26.067		17:12:00.808
5	2:26.477	+0.410	17:14:27.285

(42) Aaron Coupland

1	2:30.428	+4.061	17:04:41.199
2	2:26.634	+0.267	17:07:07.833
3	2:26.367		17:09:34.200
4	2:26.510	+0.143	17:12:00.710
5	2:26.779	+0.412	17:14:27.489

(23) Josh Hill

1	2:32.942	+2.435	17:04:44.076
2	2:30.507		17:07:14.583
3	2:30.969	+0.462	17:09:45.552
4	2:31.568	+1.061	17:12:17.120
5	2:32.171	+1.664	17:14:49.291

(19) Charley Oakland

1	2:36.099	+4.787	17:04:47.498
2	2:32.655	+1.343	17:07:20.153
3	2:31.586	+0.274	17:09:51.739
4	2:31.381	+0.069	17:12:23.120
5	2:31.312		17:14:54.432

(194) Robyn Lindsay

1	2:36.558	+5.853	17:04:48.462
2	2:31.972	+1.267	17:07:20.434
3	2:32.235	+1.530	17:09:52.669
4	2:31.493	+0.788	17:12:24.162
5	2:30.705		17:14:54.867

(212) Russell Brown

1	2:35.751	+5.284	17:04:47.655
---	----------	--------	--------------

Lap Lap Tm Diff Time of Day

2	2:32.616	+2.149	17:07:20.271
3	2:32.629	+2.162	17:09:52.900
4	2:30.467		17:12:23.367
5	2:31.916	+1.449	17:14:55.283

(11) Joe Sheldon-Shaw

1	2:42.076	+4.408	17:04:54.303
2	2:39.549	+1.881	17:07:33.852
3	2:38.947	+1.279	17:10:12.799
4	2:37.668		17:12:50.467
5	2:38.063	+0.395	17:15:28.530

(7) William Caines

1	2:42.746	+3.741	17:04:58.682
2	2:39.005		17:07:37.687
3	2:39.798	+0.793	17:10:17.485
4	2:39.608	+0.603	17:12:57.093
5	2:42.838	+3.833	17:15:39.931

(35) Sam Wilford

1	2:47.616	+2.391	17:05:00.212
2	2:45.225		17:07:45.437
3	2:50.542	+5.317	17:10:35.979
4	2:46.082	+0.857	17:13:22.061
5	2:46.348	+1.123	17:16:08.409

(24) James Pickford

1	2:38.070	+4.584	17:04:49.676
2	2:33.486		17:07:23.162

Chief of Timing & Scoring:

Race Director:

Weather/Track: Raining/Wet

Results @ www.sportstimingservices.com





Thundersport GB Rounds 10 and 11

Sorted on Best Lap time

BSN Superstock 600

Snetterton 300 Circuit 2.969 Miles

Qualifying

16/07/2011 09:24

Practice started at 9:24:31

Pos	No.	Name	Bike	CC	Best Tm	Best Spd	Gap	Diff - Ldr.	In Lap	2nd Best
1	47	Nick Anderson	Yamaha	600	2:10.591	81.844			9	2:11.825
2	90	Rory Parker	Kawasaki	600	2:11.658	81.180	1.067	1.067	8	2:11.864
3	68	Paul Wishart	Yamaha	600	2:12.655	80.570	0.997	2.064	8	2:14.045
4	19	Andrew Dudgeon	Kawasaki	600	2:12.901	80.421	0.246	2.310	8	2:15.135
5	17	Adam Robinson	Triumph	675	2:13.301	80.180	0.400	2.710	8	2:16.695
6	35	Matthew Shellcock	Yamaha	600	2:13.517	80.050	0.216	2.926	5	2:13.957
7	78	James Johnston	Kawasaki	600	2:13.583	80.010	0.066	2.992	7	2:13.703
8	64	Shaun Brown	Kawasaki	600	2:14.947	79.202	1.364	4.356	8	2:14.988
9	118	Dan Chappell	Yamaha	600	2:15.070	79.130	0.123	4.479	5	2:15.349
10	11	Tommy Mountain	Yamaha	600	2:16.178	78.486	1.108	5.587	6	2:17.243
11	2	Nathan Pallett	Yamaha	600	2:16.669	78.204	0.491	6.078	8	2:17.110
12	177	John Blundell	Yamaha	600	2:17.472	77.747	0.803	6.881	3	2:20.019
13	101	Sam Ludgate	Triumph	675	2:17.642	77.651	0.170	7.051	3	2:19.020
14	33	Tom Meehan	Yamaha	600	2:18.049	77.422	0.407	7.458	7	2:19.004
15	24	Michael Cooper	Triumph	675	2:18.629	77.098	0.580	8.038	6	2:20.032
16	7	Jodie Chalk	Triumph	675	2:22.067	75.232	3.438	11.476	8	2:26.875
17	27	James Pickford	Yamaha	600	2:22.824	74.834	0.757	12.233	7	2:23.068
18	120	Sean Gilfillan	Suzuki	600	2:27.789	72.320	4.965	17.198	8	2:28.242
19	50	Sam Thompson	Suzuki	600	2:29.465	71.509	1.676	18.874	2	2:39.845
20	15	Paul Battersby	Suzuki	600	2:40.214	66.711	10.749	29.623	7	2:43.364
21	22	Matthew Parker	Honda	600	2:53.349	61.656	13.135	42.758	1	

Announcements

*** No Transponder No 17***

Chief of Timing & Scoring:

Race Director:

Weather/Track: Raining/Wet

Results @ www.sportstimeservices.com

Printed: 16/07/2011 09:49:20





Thundersport GB Rounds 10 and 11

BSN Superstock 600

Snetterton 300 Circuit 2.969 Miles

Race 4 (Superpole)

16/07/2011

Race

POLE POSITION

	1	2	3	4
1	47	90	68	19
2	17	35	78	64
3	118	11	2	177
4	101	33	24	7
5	27	120	50	15
6	22			

Chief of Timing & Scoring:

Race Director:

Weather/Track: Raining/Wet

Results @ www.sportstimeservices.com

Printed: 16/07/2011 09:53:29





Thundersport GB Rounds 10 and 11

Sorted on Laps

BSN Superstock 600

Snetterton 300 Circuit 2.969 Miles

Race 4 (Superpole)

16/07/2011 14:09

Race started at 14:09:06

Pos	No.	Name	Bike	CC	Laps	Total Tm	Diff	Gap	Best Tm	Best Spd	Avg. Spd	Start Pos
1	90	Rory Parker	Kawasaki	600	9	21:08.653			2:16.229	78.456	75.822	2
2	47	Nick Anderson	Yamaha	600	9	21:09.388	0.735	0.735	2:18.046	77.424	75.779	1
3	11	Tommy Mountain	Yamaha	600	9	21:12.139	3.486	2.751	2:18.971	76.908	75.615	10
4	68	Paul Wishart	Yamaha	600	9	21:17.372	8.719	5.233	2:17.403	77.786	75.305	3
5	19	Andrew Dudgeon	Kawasaki	600	9	21:33.693	25.040	16.321	2:19.003	76.891	74.355	4
6	101	Sam Ludgate	Triumph	675	9	21:41.833	33.180	8.140	2:19.514	76.609	73.890	13
7	33	Tom Meehan	Yamaha	600	9	21:41.846	33.193	0.013	2:20.883	75.865	73.889	14
8	2	Nathan Pallett	Yamaha	600	9	21:42.971	34.318	1.125	2:21.268	75.658	73.825	11
9	27	James Pickford	Yamaha	600	9	22:41.084	1:32.431	58.113	2:27.218	72.600	70.673	17
10	120	Sean Gilfillan	Suzuki	600	9	23:08.208	1:59.555	27.124	2:29.047	71.709	69.292	18
11	24	Michael Cooper	Triumph	675	9	23:20.123	2:11.470	11.915	2:33.069	69.825	68.703	15
12	7	Jodie Chalk	Triumph	675	9	23:38.099	2:29.446	17.976	2:32.265	70.194	67.832	16
13	22	Matthew Parker	Honda	600	8	21:23.603	1 Lap	1 Lap	2:30.795	70.878	66.613	21

Not classified

DNF	17	Adam Robinson	Triumph	675	5	12:16.221	DNF		2:22.227	75.148	72.587	5
DNF	177	John Blundell	Yamaha	600	4	9:49.265	DNF		2:23.852	74.299	72.552	12
DNF	118	Dan Chappell	Yamaha	600	2	4:58.292	DNF		2:23.836	74.307	71.662	9
DNF	35	Matthew Shellcock	Yamaha	600		5.255	DNF		-	-	-	6
DNF	64	Shaun Brown	Kawasaki	600		5.654	DNF		-	-	-	8
DNF	50	Sam Thompson	Suzuki	600		7.093	DNF		-	-	-	19

Margin of Victory	Avg. Speed	Best Lap Tm	Best Spd	Best Lap by
0.735	75.822	2:16.229	78.456	90 - Rory Parker

Chief of Timing & Scoring:

Race Director:

Weather/Track: Raining/Wet

Results @ www.sportstimingsservices.com





Thundersport GB Rounds 10 and 11

Lapchart

BSN Superstock 600

Snetterton 300 Circuit 2.969 Miles

Race 4 (Superpole)

16/07/2011 14:09

Race started at 14:09:06

Competitors

Laps

	0	1	2	3	4	5	6	7	8	9	
Rory Parker (90)	1	90	11	11	11	11	11	47	47	47	90
Nick Anderson (47)	2	47	47	47	47	47	47	11	11	90	47
Andrew Dudgeon (19)	3	19	68	68	68	68	90	90	90	11	11
Paul Wishart (68)	4	68	90	90	90	90	68	68	68	68	68
Matthew Shellcock (35)	5	35	118	118	177	177	101	19	19	19	19
Adam Robinson (17)	6	17	177	177	101	101	19	33	33	33	101
Shaun Brown (64)	7	64	19	19	19	19	33	2	2	2	33
Tommy Mountain (11)	8	11	101	101	33	33	2	101	101	101	2
Dan Chappell (118)	9	118	33	33	2	2	17	27	27	27	27
Nathan Pallett (2)	10	2	2	2	17	17	27	120	120	120	120
John Blundell (177)	11	177	27	17	27	27	24	24	24	24	24
Sam Ludgate (101)	12	101	17	27	24	24	120	7	7	7	7
Michael Cooper (24)	13	24	24	24	120	120	7	22	22	22	
Tom Meehan (33)	14	33	120	120	7	7	22				
Jodie Chalk (7)	15	7	7	7	22	22					
James Pickford (27)	16	27	22	22							
Sean Gilfillan (120)	17	120									
Sam Thompson (50)	18	50									
Matthew Parker (22)	19	22									

Chief of Timing & Scoring:

Race Director:

Weather/Track: Raining/Wet

Results @ www.sportstimeservices.com

Printed: 16/07/2011 14:41:14





Thundersport GB Rounds 10 and 11

BSN Superstock 600

Snetterton 300 Circuit 2.969 Miles

Race 4 (Superpole)

16/07/2011 14:09

Race started at 14:09:06

Lap	Lap Tm	Diff	Time of Day
(90) Rory Parker			
1	2:33.311	+17.082	14:11:40.163
2	2:22.903	+6.674	14:14:03.066
3	2:20.452	+4.223	14:16:23.518
4	2:21.489	+5.260	14:18:45.007
5	2:19.979	+3.750	14:21:04.986
6	2:19.904	+3.675	14:23:24.890
7	2:17.314	+1.085	14:25:42.204
8	2:16.229		14:27:58.433
9	2:17.072	+0.843	14:30:15.505

Lap	Lap Tm	Diff	Time of Day
(47) Nick Anderson			
1	2:31.196	+13.150	14:11:38.068
2	2:21.637	+3.591	14:13:59.705
3	2:20.645	+2.599	14:16:20.350
4	2:20.451	+2.405	14:18:40.801
5	2:20.101	+2.055	14:21:00.902
6	2:19.232	+1.186	14:23:20.134
7	2:19.400	+1.354	14:25:39.534
8	2:18.660	+0.614	14:27:58.194
9	2:18.046		14:30:16.240

Lap	Lap Tm	Diff	Time of Day
(11) Tommy Mountain			
1	2:24.728	+5.757	14:11:37.303
2	2:21.598	+2.627	14:13:58.901
3	2:20.651	+1.680	14:16:19.552
4	2:20.826	+1.855	14:18:40.378
5	2:20.243	+1.272	14:21:00.621
6	2:20.088	+1.117	14:23:20.709
7	2:19.744	+0.773	14:25:40.453
8	2:18.971		14:27:59.424
9	2:19.567	+0.596	14:30:18.991

Lap	Lap Tm	Diff	Time of Day
(68) Paul Wishart			
1	2:27.550	+10.147	14:11:39.005
2	2:22.218	+4.815	14:14:01.223
3	2:21.331	+3.928	14:16:22.554
4	2:22.262	+4.859	14:18:44.816
5	2:20.849	+3.446	14:21:05.665
6	2:20.498	+3.095	14:23:26.163
7	2:17.403		14:25:43.566
8	2:18.762	+1.359	14:28:02.328
9	2:21.896	+4.493	14:30:24.224

Lap	Lap Tm	Diff	Time of Day
(19) Andrew Dudgeon			
1	2:31.824	+12.821	14:11:43.056
2	2:25.669	+6.666	14:14:08.725
3	2:24.926	+5.923	14:16:33.651
4	2:23.898	+4.895	14:18:57.549
5	2:24.001	+4.998	14:21:21.550
6	2:20.396	+1.393	14:23:41.946
7	2:20.170	+1.167	14:26:02.116
8	2:19.003		14:28:21.119
9	2:19.426	+0.423	14:30:40.545

Lap	Lap Tm	Diff	Time of Day
(101) Sam Ludgate			
1	2:30.827	+11.313	14:11:43.860
2	2:25.447	+5.933	14:14:09.307
3	2:23.299	+3.785	14:16:32.606
4	2:24.000	+4.486	14:18:56.606

Lap	Lap Tm	Diff	Time of Day
5	2:24.756	+5.242	14:21:21.362
6	2:24.938	+5.424	14:23:46.300
7	2:21.283	+1.769	14:26:07.583
8	2:21.588	+2.074	14:28:29.171
9	2:19.514		14:30:48.685

Lap	Lap Tm	Diff	Time of Day
(33) Tom Meehan			
1	2:31.472	+10.589	14:11:44.594
2	2:25.546	+4.663	14:14:10.140
3	2:24.177	+3.294	14:16:34.317
4	2:23.972	+3.089	14:18:58.289
5	2:23.988	+3.105	14:21:22.277
6	2:22.396	+1.513	14:23:44.673
7	2:20.883		14:26:05.556
8	2:22.159	+1.276	14:28:27.715
9	2:20.983	+0.100	14:30:48.698

Lap	Lap Tm	Diff	Time of Day
(2) Nathan Pallett			
1	2:32.420	+11.152	14:11:45.220
2	2:25.428	+4.160	14:14:10.648
3	2:24.831	+3.563	14:16:35.479
4	2:23.249	+1.981	14:18:58.728
5	2:23.881	+2.613	14:21:22.609
6	2:22.622	+1.354	14:23:45.231
7	2:21.268		14:26:06.499
8	2:21.764	+0.496	14:28:28.263
9	2:21.560	+0.292	14:30:49.823

Lap	Lap Tm	Diff	Time of Day
(27) James Pickford			
1	2:34.415	+7.197	14:11:48.085
2	2:27.218		14:14:15.303
3	2:27.458	+0.240	14:16:42.761
4	2:29.195	+1.977	14:19:11.956
5	2:30.735	+3.517	14:21:42.691
6	2:29.688	+2.470	14:24:12.379
7	2:32.654	+5.436	14:26:45.033
8	2:30.727	+3.509	14:29:15.760
9	2:32.176	+4.958	14:31:47.936

Lap	Lap Tm	Diff	Time of Day
(120) Sean Gilfillan			
1	2:39.388	+10.341	14:11:53.123
2	2:33.914	+4.867	14:14:27.037
3	2:34.144	+5.097	14:17:01.181
4	2:35.406	+6.359	14:19:36.587
5	2:33.505	+4.458	14:22:10.092
6	2:33.972	+4.925	14:24:44.064
7	2:30.760	+1.713	14:27:14.824
8	2:31.189	+2.142	14:29:46.013
9	2:29.047		14:32:15.060

Lap	Lap Tm	Diff	Time of Day
(24) Michael Cooper			
1	2:38.631	+5.562	14:11:51.731
2	2:33.526	+0.457	14:14:25.257
3	2:34.576	+1.507	14:16:59.833
4	2:35.125	+2.056	14:19:34.958
5	2:34.320	+1.251	14:22:09.278
6	2:35.481	+2.412	14:24:44.759
7	2:34.066	+0.997	14:27:18.825
8	2:33.069		14:29:51.894
9	2:35.081	+2.012	14:32:26.975

Lap	Lap Tm	Diff	Time of Day
(7) Jodie Chalk			
1	2:46.020	+13.755	14:11:59.471
2	2:41.107	+8.842	14:14:40.578
3	2:39.266	+7.001	14:17:19.844
4	2:37.043	+4.778	14:19:56.887
5	2:37.078	+4.813	14:22:33.965
6	2:33.063	+0.798	14:25:07.028
7	2:32.572	+0.307	14:27:39.600
8	2:32.265		14:30:11.865
9	2:33.086	+0.821	14:32:44.951

Lap	Lap Tm	Diff	Time of Day
(22) Matthew Parker			
1	2:51.355	+20.560	14:12:05.470
2	2:45.957	+15.162	14:14:51.427
3	2:41.488	+10.693	14:17:32.915
4	2:39.953	+9.158	14:20:12.868
5	2:38.311	+7.516	14:22:51.179
6	2:34.832	+4.037	14:25:26.011
7	2:33.649	+2.854	14:27:59.660
8	2:30.795		14:30:30.455

Lap	Lap Tm	Diff	Time of Day
(17) Adam Robinson			
1	2:36.906	+14.679	14:11:49.105
2	2:24.662	+2.435	14:14:13.767
3	2:22.227		14:16:35.994
4	2:23.317	+1.090	14:18:59.311
5	2:23.762	+1.535	14:21:23.073

Lap	Lap Tm	Diff	Time of Day
(177) John Blundell			
1	2:29.284	+5.432	14:11:42.157
2	2:24.547	+0.695	14:14:06.704
3	2:23.852		14:16:30.556
4	2:25.561	+1.709	14:18:56.117

Lap	Lap Tm	Diff	Time of Day
(118) Dan Chappell			
1	2:28.711	+4.875	14:11:41.308
2	2:23.836		14:14:05.144

Chief of Timing & Scoring:

Race Director:

Weather/Track: Raining/Wet

Results @ www.sportstimingservices.com

Printed: 16/07/2011 14:42:12





Thundersport GB Rounds 10 and 11

BSN Superstock 600

Snetterton 300 Circuit 2.969 Miles

Race 2 & 10

17/07/2011

Race

POLE POSITION

	1	2	3	4
1	90	47	11	68
2	19	17	35	78
3	64	118	2	177
4	101	33	24	7
5	27	120	50	15
6	22			

Chief of Timing & Scoring:

Race Director:

Weather/Track:

Results @ www.sportstimeservices.com

Printed: 16/07/2011 14:58:39





Thundersport GB Rounds 10 and 11

Sorted on Best Lap time

BSN Superstock 600

Snetterton 300 Circuit 2.969 Miles

Warm up

17/07/2011 09:19

Practice started at 9:19:34

Pos	No.	Name	Bike	CC	Best Tm	Best Spd	Gap	Diff - Ldr.	In Lap	2nd Best
1	11	Tommy Mountain	Yamaha	600	2:01.481	87.981			4	2:02.629
2	47	Nick Anderson	Yamaha	600	2:01.534	87.943	0.053	0.053	4	2:04.253
3	64	Shaun Brown	Kawasaki	600	2:02.242	87.433	0.708	0.761	4	2:02.883
4	68	Paul Wishart	Yamaha	600	2:02.311	87.384	0.069	0.830	4	2:05.040
5	118	Dan Chappell	Yamaha	600	2:03.765	86.358	1.454	2.284	4	2:04.967
6	90	Rory Parker	Kawasaki	600	2:04.153	86.088	0.388	2.672	3	2:04.628
7	19	Andrew Dudgeon	Kawasaki	600	2:04.317	85.974	0.164	2.836	4	2:07.201
8	35	Matthew Shellcock	Yamaha	600	2:04.671	85.730	0.354	3.190	4	2:07.178
9	78	James Johnston	Kawasaki	600	2:04.996	85.507	0.325	3.515	3	2:08.332
10	7	Jodie Chalk	Triumph	675	2:05.000	85.504	0.004	3.519	4	2:06.323
11	2	Nathan Pallett	Yamaha	600	2:05.213	85.359	0.213	3.732	3	2:09.044
12	33	Tom Meehan	Yamaha	600	2:05.290	85.306	0.077	3.809	3	2:08.308
13	101	Sam Ludgate	Triumph	675	2:08.584	83.121	3.294	7.103	3	2:09.323
14	24	Michael Cooper	Triumph	675	2:09.977	82.230	1.393	8.496	2	2:10.385
15	120	Sean Gilfillan	Suzuki	600	2:12.991	80.367	3.014	11.510	3	2:13.741
16	22	Matthew Parker	Honda	600	2:13.859	79.846	0.868	12.378	3	2:20.137
17	17	Adam Robinson	Triumph	675	2:15.887	78.654	2.028	14.406	1	5:27.057
18	50	Sam Thompson	Suzuki	600	2:16.972	78.031	1.085	15.491	3	2:20.147
19	27	James Pickford	Yamaha	600	2:20.216	76.226	3.244	18.735	2	2:26.081
20	15	Paul Battersby	Suzuki	600		-			0	

Chief of Timing & Scoring:

Race Director:

Weather/Track: Cloudy / Dry

Results @ www.sportstimeservices.com

Printed: 17/07/2011 09:30:45





Thundersport GB Rounds 10 and 11

Sorted on Laps

BSN Superstock 600

Snetterton 300 Circuit 2.969 Miles

Race 2

17/07/2011 10:48

Race started at 10:48:08

Pos	No.	Name	Bike	CC	Laps	Total Tm	Diff	Gap	Best Tm	Best Spd	Avg. Spd	Start Pos
1	11	Tommy Mountain	Yamaha	600	10	20:02.884			1:58.586	90.129	88.853	3
2	33	Tom Meehan	Yamaha	600	10	20:06.847	3.963	3.963	1:59.033	89.791	88.562	14
3	64	Shaun Brown	Kawasaki	600	10	20:08.483	5.599	1.636	1:59.439	89.485	88.442	9
4	68	Paul Wishart	Yamaha	600	10	20:08.948	6.064	0.465	1:59.379	89.530	88.408	4
5	47	Nick Anderson	Yamaha	600	10	20:10.063	7.179	1.115	1:59.806	89.211	88.326	2
6	90	Rory Parker	Kawasaki	600	10	20:14.657	11.773	4.594	2:00.248	88.883	87.992	1
7	2	Nathan Pallett	Yamaha	600	10	20:24.087	21.203	9.430	1:59.831	89.193	87.314	11
8	24	Michael Cooper	Triumph	675	10	20:29.587	26.703	5.500	2:01.271	88.134	86.924	15
9	35	Matthew Shellcock	Yamaha	600	10	20:29.686	26.802	0.099	2:00.836	88.451	86.917	7
10	118	Dan Chappell	Yamaha	600	10	20:32.913	30.029	3.227	2:01.696	87.826	86.689	10
11	19	Andrew Dudgeon	Kawasaki	600	10	20:46.714	43.830	13.801	2:02.377	87.337	85.730	5
12	7	Jodie Chalk	Triumph	675	10	20:47.431	44.547	0.717	2:03.557	86.503	85.680	16
13	120	Sean Gilfillan	Suzuki	600	10	21:32.190	1:29.306	44.759	2:07.535	83.805	82.713	18
14	22	Matthew Parker	Honda	600	10	21:41.872	1:38.988	9.682	2:07.403	83.892	82.097	21
15	50	Sam Thompson	Suzuki	600	10	21:54.620	1:51.736	12.748	2:09.926	82.263	81.301	19
16	27	James Pickford	Yamaha	600	10	22:11.559	2:08.675	16.939	2:11.085	81.535	80.267	17

Not classified

DNF	101	Sam Ludgate	Triumph	675	5	10:54.238	DNF		2:04.541	85.819	81.683	13
DNF	78	James Johnston	Kawasaki	600	3	6:15.521	DNF		2:02.712	87.099	85.386	8

Margin of Victory	Avg. Speed	Best Lap Tm	Best Spd	Best Lap by
3.963	88.853	1:58.586	90.129	11 - Tommy Mountain

Chief of Timing & Scoring:

Race Director:

Weather/Track: Cloudy / Dry

Results @ www.sportstimingsservices.com





Thundersport GB Rounds 10 and 11

Lapchart

BSN Superstock 600

Snetterton 300 Circuit 2.969 Miles

Race 2

17/07/2011 10:48

Race started at 10:48:08

Competitors

Laps

	0	1	2	3	4	5	6	7	8	9	10
Rory Parker (90)	1	90	11	11	11	11	11	11	11	11	11
Nick Anderson (47)	2	47	68	68	68	68	68	68	68	33	33
Tommy Mountain (11)	3	11	47	47	47	64	64	64	64	64	64
Paul Wishart (68)	4	68	33	33	64	47	47	33	33	33	68
Andrew Dudgeon (19)	5	19	90	64	33	33	33	47	47	47	47
Matthew Shellcock (35)	6	35	64	90	90	90	90	90	90	90	90
James Johnston (78)	7	78	118	118	35	2	2	2	2	2	2
Shaun Brown (64)	8	64	35	35	2	35	35	118	118	24	24
Dan Chappell (118)	9	118	2	2	24	24	118	24	24	118	35
Nathan Pallett (2)	10	2	78	24	78	118	24	35	35	35	118
Tom Meehan (33)	11	33	24	78	118	7	7	7	7	7	19
Sam Ludgate (101)	12	101	7	7	7	19	19	19	19	19	7
Michael Cooper (24)	13	24	19	19	19	101	120	120	120	120	120
Sean Gilfillan (120)	14	120	101	101	101	120	101	22	22	22	22
James Pickford (27)	15	27	120	120	120	22	22	50	50	50	50
Jodie Chalk (7)	16	7	50	22	22	50	50	27	27	27	27
Sam Thompson (50)	17	50	22	50	50	27	27				
Matthew Parker (22)	18	22	27	27	27						

Chief of Timing & Scoring:

Race Director:

Weather/Track: Cloudy / Dry

Results @ www.sportstimeservices.com

Printed: 17/07/2011 11:13:59





Thundersport GB Rounds 10 and 11

BSN Superstock 600

Snetterton 300 Circuit 2.969 Miles

Race 2

17/07/2011 10:48

Race started at 10:48:08

Lap	Lap Tm	Diff	Time of Day
(11) Tommy Mountain			
1	2:04.445	+5.859	10:50:13.372
2	1:59.641	+1.055	10:52:13.013
3	1:59.479	+0.893	10:54:12.492
4	1:59.616	+1.030	10:56:12.108
5	1:58.586		10:58:10.694
6	1:59.047	+0.461	11:00:09.741
7	1:59.535	+0.949	11:02:09.276
8	1:59.723	+1.137	11:04:08.999
9	2:00.659	+2.073	11:06:09.658
10	2:01.759	+3.173	11:08:11.417

Lap	Lap Tm	Diff	Time of Day
(33) Tom Meehan			
1	2:05.019	+5.986	10:50:15.332
2	2:01.226	+2.193	10:52:16.558
3	2:01.153	+2.120	10:54:17.711
4	2:00.592	+1.559	10:56:18.303
5	1:59.910	+0.877	10:58:18.213
6	1:59.527	+0.494	11:00:17.740
7	1:59.390	+0.357	11:02:17.130
8	1:59.033		11:04:16.163
9	1:59.686	+0.653	11:06:15.849
10	1:59.531	+0.498	11:08:15.380

Lap	Lap Tm	Diff	Time of Day
(64) Shaun Brown			
1	2:06.466	+7.027	10:50:16.508
2	2:00.052	+0.613	10:52:16.560
3	2:00.660	+1.221	10:54:17.220
4	2:00.060	+0.621	10:56:17.280
5	1:59.439		10:58:16.719
6	1:59.600	+0.161	11:00:16.319
7	2:00.066	+0.627	11:02:16.385
8	1:59.687	+0.248	11:04:16.072
9	2:00.601	+1.162	11:06:16.673
10	2:00.343	+0.904	11:08:17.016

Lap	Lap Tm	Diff	Time of Day
(68) Paul Wishart			
1	2:04.827	+5.448	10:50:13.874
2	1:59.729	+0.350	10:52:13.603
3	1:59.379		10:54:12.982
4	1:59.786	+0.407	10:56:12.768
5	2:00.263	+0.884	10:58:13.031
6	1:59.907	+0.528	11:00:12.938
7	2:02.177	+2.798	11:02:15.115
8	2:00.503	+1.124	11:04:15.618
9	2:01.405	+2.026	11:06:17.023
10	2:00.458	+1.079	11:08:17.481

Lap	Lap Tm	Diff	Time of Day
(47) Nick Anderson			
1	2:06.358	+6.552	10:50:15.066
2	2:00.970	+1.164	10:52:16.036
3	2:00.819	+1.013	10:54:16.855
4	2:00.899	+1.093	10:56:17.754
5	1:59.913	+0.107	10:58:17.667
6	2:01.309	+1.503	11:00:18.976
7	1:59.806		11:02:18.782
8	1:59.840	+0.034	11:04:18.622
9	1:59.882	+0.076	11:06:18.504
10	2:00.092	+0.286	11:08:18.596

Lap	Lap Tm	Diff	Time of Day
(90) Rory Parker			
1	2:06.960	+6.712	10:50:15.493
2	2:01.232	+0.984	10:52:16.725
3	2:01.650	+1.402	10:54:18.375
4	2:00.607	+0.359	10:56:18.982
5	2:00.248		10:58:19.230
6	2:00.455	+0.207	11:00:19.685
7	2:01.102	+0.854	11:02:20.787
8	2:00.521	+0.273	11:04:21.308
9	2:00.857	+0.609	11:06:22.165
10	2:01.025	+0.777	11:08:23.190

Lap	Lap Tm	Diff	Time of Day
(2) Nathan Pallett			
1	2:07.793	+7.962	10:50:17.989
2	2:02.315	+2.484	10:52:20.304
3	2:02.773	+2.942	10:54:23.077
4	2:00.787	+0.956	10:56:23.864
5	2:00.085	+0.254	10:58:23.949
6	1:59.831		11:00:23.780
7	2:00.991	+1.160	11:02:24.771
8	2:01.942	+2.111	11:04:26.713
9	2:03.569	+3.738	11:06:30.282
10	2:02.338	+2.507	11:08:32.620

Lap	Lap Tm	Diff	Time of Day
(24) Michael Cooper			
1	2:07.911	+6.640	10:50:18.459
2	2:02.369	+1.098	10:52:20.828
3	2:03.062	+1.791	10:54:23.890
4	2:03.002	+1.731	10:56:26.892
5	2:02.872	+1.601	10:58:29.764
6	2:02.156	+0.885	11:00:31.920
7	2:01.980	+0.709	11:02:33.900
8	2:01.597	+0.326	11:04:35.497
9	2:01.352	+0.081	11:06:36.849
10	2:01.271		11:08:38.120

Lap	Lap Tm	Diff	Time of Day
(35) Matthew Shellcock			
1	2:08.115	+7.279	10:50:17.829
2	2:02.411	+1.575	10:52:20.240
3	2:02.771	+1.935	10:54:23.011
4	2:02.868	+2.032	10:56:25.879
5	2:01.858	+1.022	10:58:27.737
6	2:04.933	+4.097	11:00:32.670
7	2:01.556	+0.720	11:02:34.226
8	2:02.153	+1.317	11:04:36.379
9	2:01.004	+0.168	11:06:37.383
10	2:00.836		11:08:38.219

Lap	Lap Tm	Diff	Time of Day
(118) Dan Chappell			
1	2:07.355	+5.659	10:50:17.446
2	2:02.687	+0.991	10:52:20.133
3	2:04.194	+2.498	10:54:24.327
4	2:02.755	+1.059	10:56:27.082
5	2:02.341	+0.645	10:58:29.423
6	2:01.993	+0.297	11:00:31.416
7	2:02.212	+0.516	11:02:33.628
8	2:02.454	+0.758	11:04:36.082
9	2:01.696		11:06:37.778
10	2:03.668	+1.972	11:08:41.446

Lap	Lap Tm	Diff	Time of Day
(19) Andrew Dudgeon			

Lap	Lap Tm	Diff	Time of Day
1	2:11.224	+8.847	10:50:20.696
2	2:04.429	+2.052	10:52:25.125
3	2:04.824	+2.447	10:54:29.949
4	2:04.728	+2.351	10:56:34.677
5	2:03.967	+1.590	10:58:38.644
6	2:03.925	+1.548	11:00:42.569
7	2:04.013	+1.636	11:02:46.582
8	2:03.530	+1.153	11:04:50.112
9	2:02.758	+0.381	11:06:52.870
10	2:02.377		11:08:55.247

Lap	Lap Tm	Diff	Time of Day
(7) Jodie Chalk			
1	2:08.858	+5.301	10:50:19.634
2	2:04.479	+0.922	10:52:24.113
3	2:04.555	+0.998	10:54:28.668
4	2:04.045	+0.488	10:56:32.713
5	2:04.018	+0.461	10:58:36.731
6	2:03.962	+0.405	11:00:40.693
7	2:04.392	+0.835	11:02:45.085
8	2:03.735	+0.178	11:04:48.820
9	2:03.587	+0.030	11:06:52.407
10	2:03.557		11:08:55.964

Lap	Lap Tm	Diff	Time of Day
(120) Sean Gilfillan			
1	2:14.359	+6.824	10:50:25.081
2	2:09.438	+1.903	10:52:34.519
3	2:09.446	+1.911	10:54:43.965
4	2:08.058	+0.523	10:56:52.023
5	2:09.594	+2.059	10:59:01.617
6	2:07.545	+0.010	11:01:09.162
7	2:07.535		11:03:16.697
8	2:07.925	+0.390	11:05:24.622
9	2:08.072	+0.537	11:07:32.694
10	2:08.029	+0.494	11:09:40.723

Lap	Lap Tm	Diff	Time of Day
(22) Matthew Parker			
1	2:15.329	+7.926	10:50:26.860
2	2:10.109	+2.706	10:52:36.969
3	2:10.541	+3.138	10:54:47.510
4	2:09.316	+1.913	10:56:56.826
5	2:08.969	+1.566	10:59:05.795
6	2:08.168	+0.765	11:01:13.963
7	2:07.403		11:03:21.366
8	2:07.909	+0.506	11:05:29.275
9	2:09.670	+2.267	11:07:38.945
10	2:11.460	+4.057	11:09:50.405

Lap	Lap Tm	Diff	Time of Day
(50) Sam Thompson			
1	2:15.184	+5.258	10:50:26.372
2	2:11.307	+1.381	10:52:37.679
3	2:10.485	+0.559	10:54:48.164
4	2:09.926		10:56:58.090
5	2:10.308	+0.382	10:59:08.398
6	2:10.637	+0.711	11:01:19.035
7	2:10.591	+0.665	11:03:29.626
8	2:11.005	+1.079	11:05:40.631
9	2:11.165	+1.239	11:07:51.796
10	2:11.357	+1.431	11:10:03.153

Lap	Lap Tm	Diff	Time of Day
(27) James Pickford			
1	2:17.579	+6.494	10:50:28.327

Chief of Timing & Scoring:

Race Director:

Weather/Track: Cloudy / Dry

Results @ www.sportstimingservices.com

Printed: 17/07/2011 11:14:32





Thundersport GB Rounds 10 and 11

BSN Superstock 600

Snetterton 300 Circuit 2.969 Miles

Race 2

17/07/2011 10:48

Race started at 10:48:08



Lap	Lap Tm	Diff	Time of Day
2	2:12.919	+1.834	10:52:41.246
3	2:12.175	+1.090	10:54:53.421
4	2:12.390	+1.305	10:57:05.811
5	2:11.930	+0.845	10:59:17.741
6	2:12.287	+1.202	11:01:30.028
7	2:12.426	+1.341	11:03:42.454
8	2:13.397	+2.312	11:05:55.851
9	2:11.085		11:08:06.936
10	2:13.156	+2.071	11:10:20.092

(101) Sam Ludgate

1	2:10.584	+6.043	10:50:20.942
2	2:04.541		10:52:25.483
3	2:05.007	+0.466	10:54:30.490
4	2:07.357	+2.816	10:56:37.847
5	2:24.924	+20.383	10:59:02.771

(78) James Johnston

1	2:08.429	+5.717	10:50:18.395
2	2:02.947	+0.235	10:52:21.342
3	2:02.712		10:54:24.054

Lap Lap Tm Diff Time of Day

Lap Lap Tm Diff Time of Day

Chief of Timing & Scoring:

Race Director:

Weather/Track: Cloudy / Dry

Results @ www.sportstimingservices.com

Printed: 17/07/2011 11:14:32





Thundersport GB Rounds 10 and 11

Sorted on Laps

BSN Superstock 600

Snetterton 300 Circuit 2.969 Miles

Race 10

17/07/2011 15:20

Race started at 15:20:19

Pos	No.	Name	Bike	CC	Laps	Total Tm	Diff	Gap	Best Tm	Best Spd	Avg. Spd	Start Pos
1	11	Tommy Mountain	Yamaha	600	8	17:49.602			2:00.854	88.438	79.940	3
2	47	Nick Anderson	Yamaha	600	8	18:07.530	17.928	17.928	2:17.427	77.772	78.622	2
3	90	Rory Parker	Kawasaki	600	8	18:09.113	19.511	1.583	2:02.625	87.160	78.508	1
4	64	Shaun Brown	Kawasaki	600	8	18:09.497	19.895	0.384	2:01.016	88.319	78.481	9
5	68	Paul Wishart	Yamaha	600	8	18:13.274	23.672	3.777	2:00.963	88.358	78.209	4
6	35	Matthew Shellcock	Yamaha	600	8	18:14.513	24.911	1.239	2:02.689	87.115	78.121	7
7	101	Sam Ludgate	Triumph	675	8	18:27.587	37.985	13.074	2:06.714	84.348	77.199	13
8	118	Dan Chappell	Yamaha	600	8	18:29.134	39.532	1.547	2:03.934	86.240	77.091	10
9	19	Andrew Dudgeon	Kawasaki	600	8	18:30.137	40.535	1.003	2:07.158	84.053	77.021	5
10	33	Tom Meehan	Yamaha	600	8	18:31.761	42.159	1.624	2:05.743	84.999	76.909	14
11	2	Nathan Pallett	Yamaha	600	8	18:47.371	57.769	15.610	2:00.371	88.792	75.844	11
12	22	Matthew Parker	Honda	600	8	18:56.437	1:06.835	9.066	2:17.544	77.706	75.239	21
13	7	Jodie Chalk	Triumph	675	8	19:36.289	1:46.687	39.852	2:07.526	83.811	72.690	16

Not classified

DNF	120	Sean Gilfillan	Suzuki	600	5	11:45.205	DNF		2:08.054	83.465	75.780	18
DNF	24	Michael Cooper	Triumph	675	3	6:29.336	DNF		2:06.856	84.253	82.356	15
DNF	27	James Pickford	Yamaha	600	3	6:55.812	DNF		2:16.951	78.043	77.112	17
DNF	50	Sam Thompson	Suzuki	600	3	6:59.970	DNF		2:17.262	77.866	76.349	19

Announcements

*** No Transponder - No 47***

Margin of Victory	Avg. Speed	Best Lap Tm	Best Spd	Best Lap by
17.928	79.940	2:00.371	88.792	2 - Nathan Pallett

Chief of Timing & Scoring:

Race Director:

Weather/Track: Raining / Wet

Results @ www.sportstimeservices.com



Printed: 17/07/2011 15:40:21



Thundersport GB Rounds 10 and 11

Lapchart

BSN Superstock 600

Snetterton 300 Circuit 2.969 Miles

Race 10

17/07/2011 15:20

Race started at 15:20:19

Competitors

Laps

	0	1	2	3	4	5	6	7	8
Tommy Mountain (11)	11	11	11	11	11	11	11	11	11
Paul Wishart (68)	68	68	68	68	68	68	68	64	90
Rory Parker (90)	90	2	2	2	2	64	64	90	64
Andrew Dudgeon (19)	19	90	64	64	64	35	90	68	68
Matthew Shellcock (35)	35	35	90	90	35	2	35	35	35
Nathan Pallett (2)	2	64	35	35	90	90	2	101	101
Shaun Brown (64)	64	118	118	118	118	118	118	118	118
Dan Chappell (118)	118	19	19	33	33	101	101	33	19
Tom Meehan (33)	33	101	33	101	101	33	33	19	33
Sam Ludgate (101)	101	33	101	19	19	19	19	2	2
Michael Cooper (24)	24	7	7	24	120	120	22	22	22
Jodie Chalk (7)	7	24	24	7	7	7	7	7	7
James Pickford (27)	27	120	120	120	22	22			
Sean Gilfillan (120)	120	50	50	27	47	47			
Sam Thompson (50)	50	27	27	50					
Matthew Parker (22)	22	22	22	22					
Nick Anderson (47)	47	47	47	47					

Chief of Timing & Scoring:

Race Director:

Weather/Track: Raining / Wet

Results @ www.sportstimeservices.com

Printed: 17/07/2011 15:41:32





Thundersport GB Rounds 10 and 11

BSN Superstock 600

Snetterton 300 Circuit 2.969 Miles

Race 10

17/07/2011 15:20

Race started at 15:20:19

Lap	Lap Tm	Diff	Time of Day
(11) Tommy Mountain			
1	2:06.429	+5.575	15:22:25.643
2	2:00.854		15:24:26.497
3	2:01.831	+0.977	15:26:28.328
4	2:12.609	+11.755	15:28:40.937
5	2:19.927	+19.073	15:31:00.864
6	2:22.813	+21.959	15:33:23.677
7	2:20.771	+19.917	15:35:44.448
8	2:24.368	+23.514	15:38:08.816

(47) Nick Anderson			
1	2:17.427		15:28:50.580
2	2:25.811	+8.384	15:31:16.392
3	2:24.005	+6.578	15:33:40.397
4	2:23.904	+6.477	15:36:04.301
5	2:22.443	+5.016	15:38:26.744

(90) Rory Parker			
1	2:08.646	+6.021	15:22:28.289
2	2:02.625		15:24:30.914
3	2:03.001	+0.376	15:26:33.915
4	2:20.627	+18.002	15:28:54.542
5	2:26.912	+24.287	15:31:21.454
6	2:25.028	+22.403	15:33:46.482
7	2:22.222	+19.597	15:36:08.704
8	2:19.623	+16.998	15:38:28.327

(64) Shaun Brown			
1	2:08.582	+7.566	15:22:28.961
2	2:01.161	+0.145	15:24:30.122
3	2:01.016		15:26:31.138
4	2:16.931	+15.915	15:28:48.069
5	2:27.193	+26.177	15:31:15.262
6	2:26.405	+25.389	15:33:41.667
7	2:24.991	+23.975	15:36:06.658
8	2:22.053	+21.037	15:38:28.711

(68) Paul Wishart			
1	2:06.637	+5.674	15:22:26.137
2	2:00.963		15:24:27.100
3	2:01.703	+0.740	15:26:28.803
4	2:14.948	+13.985	15:28:43.751
5	2:28.372	+27.409	15:31:12.123
6	2:29.332	+28.369	15:33:41.455
7	2:27.335	+26.372	15:36:08.790
8	2:23.698	+22.735	15:38:32.488

(35) Matthew Shellcock			
1	2:08.783	+6.094	15:22:28.756
2	2:02.689		15:24:31.445
3	2:03.721	+1.032	15:26:35.166
4	2:17.836	+15.147	15:28:53.002
5	2:28.395	+25.706	15:31:21.397
6	2:26.210	+23.521	15:33:47.607
7	2:23.719	+21.030	15:36:11.326
8	2:22.401	+19.712	15:38:33.727

(101) Sam Ludgate			
1	2:11.340	+4.626	15:22:32.149
2	2:06.714		15:24:38.863

3	2:07.734	+1.020	15:26:46.597
4	2:22.332	+15.618	15:29:08.929
5	2:25.862	+19.148	15:31:34.791
6	2:25.812	+19.098	15:34:00.603
7	2:24.026	+17.312	15:36:24.629
8	2:22.172	+15.458	15:38:46.801

(118) Dan Chappell			
1	2:10.067	+6.133	15:22:30.537
2	2:03.934		15:24:34.471
3	2:04.724	+0.790	15:26:39.195
4	2:22.736	+18.802	15:29:01.931
5	2:28.010	+24.076	15:31:29.941
6	2:29.291	+25.357	15:33:59.232
7	2:26.272	+22.338	15:36:25.504
8	2:22.844	+18.910	15:38:48.348

(19) Andrew Dudgeon			
1	2:11.490	+4.332	15:22:31.335
2	2:07.158		15:24:38.493
3	2:08.594	+1.436	15:26:47.087
4	2:22.779	+15.621	15:29:09.866
5	2:27.710	+20.552	15:31:37.576
6	2:27.039	+19.881	15:34:04.615
7	2:23.857	+16.699	15:36:28.472
8	2:20.879	+13.721	15:38:49.351

(33) Tom Meehan			
1	2:12.074	+6.331	15:22:32.714
2	2:05.920	+0.177	15:24:38.634
3	2:05.743		15:26:44.377
4	2:24.072	+18.329	15:29:08.449
5	2:28.922	+23.179	15:31:37.371
6	2:25.490	+19.747	15:34:02.861
7	2:24.824	+19.081	15:36:27.685
8	2:23.290	+17.547	15:38:50.975

(2) Nathan Pallett			
1	2:07.393	+7.022	15:22:27.766
2	2:01.001	+0.630	15:24:28.767
3	2:00.371		15:26:29.138
4	2:17.865	+17.494	15:28:47.003
5	2:34.415	+34.044	15:31:21.418
6	2:37.666	+37.295	15:33:59.084
7	2:34.645	+34.274	15:36:33.729
8	2:32.856	+32.485	15:39:06.585

(22) Matthew Parker			
1	2:23.628	+6.084	15:22:45.371
2	2:17.544		15:25:02.915
3	2:19.063	+1.519	15:27:21.978
4	2:24.830	+7.286	15:29:46.808
5	2:22.989	+5.445	15:32:09.797
6	2:23.590	+6.046	15:34:33.387
7	2:21.392	+3.848	15:36:54.779
8	2:20.872	+3.328	15:39:15.651

(7) Jodie Chalk			
1	2:12.527	+5.001	15:22:33.489
2	2:08.161	+0.635	15:24:41.650
3	2:07.526		15:26:49.176

4	2:39.659	+32.133	15:29:28.835
5	2:40.039	+32.513	15:32:08.874
6	2:39.337	+31.811	15:34:48.211
7	2:35.993	+28.467	15:37:24.204
8	2:31.299	+23.773	15:39:55.503

(120) Sean Gilfillan			
1	2:15.032	+6.978	15:22:36.388
2	2:08.054		15:24:44.442
3	2:08.481	+0.427	15:26:52.923
4	2:34.926	+26.872	15:29:27.849
5	2:36.570	+28.516	15:32:04.419

(24) Michael Cooper			
1	2:13.674	+6.818	15:22:34.533
2	2:07.161	+0.305	15:24:41.694
3	2:06.856		15:26:48.550

(27) James Pickford			
1	2:19.750	+2.799	15:22:40.915
2	2:16.951		15:24:57.866
3	2:17.160	+0.209	15:27:15.026

(50) Sam Thompson			
1	2:19.182	+1.920	15:22:40.570
2	2:17.262		15:24:57.832
3	2:21.352	+4.090	15:27:19.184

Chief of Timing & Scoring:

Race Director:

Weather/Track: Raining / Wet

Results @ www.sportstimingservices.com

Printed: 17/07/2011 15:42:07





Thundersport GB Rounds 10 and 11

Sorted on Best Lap time

Bridgestone Thundersport 500

Snetterton 300 Circuit 2.969 Miles

Qualifying

16/07/2011 09:00

Practice started at 9:00:56

Pos	No.	Name	Bike	CC	Best Tm	Best Spd	Gap	Diff - Ldr.	In Lap	2nd Best
1	61	Adam Shelton	Honda	500	2:25.657	73.378			8	2:26.516
2	23	Kyle Wilks	Honda	500	2:29.332	71.572	3.675	3.675	7	2:30.539
3	5	Darryl Harrison	Honda	500	2:29.476	71.503	0.144	3.819	8	2:31.972
4	12	Andy Lawson	Honda	500	2:29.565	71.461	0.089	3.908	4	2:31.418
5	83	Colin McCabe	Honda	500	2:29.725	71.384	0.160	4.068	7	2:29.755
6	82	Lewis Osler	Honda	500	2:30.619	70.961	0.894	4.962	7	2:31.316
7	32	Nick Clift	Honda	500	2:30.835	70.859	0.216	5.178	6	2:31.585
8	33	Richard Blunt	Honda	500	2:31.141	70.716	0.306	5.484	7	2:31.278
9	50	Nick Mallinson	Honda	500	2:31.794	70.411	0.653	6.137	6	2:31.916
10	64	Adam Palfreman	Honda	500	2:33.018	69.848	1.224	7.361	7	2:39.033
11	16	Craig Jeff	Honda	500	2:34.429	69.210	1.411	8.772	7	2:34.933
12	111	David Carson	Honda	500	2:34.517	69.171	0.088	8.860	6	2:34.755
13	18	David Jeff	Honda	500	2:35.280	68.831	0.763	9.623	7	2:36.883
14	72	Mike Bailey	Honda	500	2:36.408	68.334	1.128	10.751	7	2:37.352
15	19	David Knight	Honda	500	2:37.120	68.025	0.712	11.463	7	2:41.176
16	73	Jerry Frost	Honda	500	2:37.369	67.917	0.249	11.712	7	2:38.231
17	47	Steve Kain	Honda	500	2:38.142	67.585	0.773	12.485	5	2:39.124
18	24	Simon Matthews	Honda	500	2:38.476	67.443	0.334	12.819	6	2:39.981
19	57	Chris Poncia	Honda	500	2:40.842	66.451	2.366	15.185	7	2:43.087
20	93	Matthew Laws	Honda	500	2:42.479	65.781	1.637	16.822	7	2:43.906
21	194	Neil Schofield	Honda	500	2:43.794	65.253	1.315	18.137	7	2:45.086
22	99	Andrew Scanlon	Honda	500	2:44.634	64.920	0.840	18.977	2	2:48.893
23	102	Stewart Campbell	Honda	500	2:45.389	64.624	0.755	19.732	3	2:53.242
24	42	Christopher Spink	Honda	500	2:46.231	64.296	0.842	20.574	6	2:47.382
25	20	David Beswick	Honda	500	2:49.559	63.034	3.328	23.902	7	2:49.716
26	26	Matt Poncia	Honda	500	2:51.042	62.488	1.483	25.385	5	2:52.916
27	79	Stephen Petrie	Honda	500	2:51.993	62.142	0.951	26.336	7	2:53.352
28	17	Daniel Beswick	Honda	500	2:52.149	62.086	0.156	26.492	4	2:53.223
29	6	Richard Walsh	Honda	500	2:55.558	60.880	3.409	29.901	5	2:55.892

Chief of Timing & Scoring:

Race Director:

Weather/Track: Raining/Wet

Results @ www.sportstimingservices.com

Printed: 16/07/2011 09:40:45





Thundersport GB Rounds 10 and 11

Bridgestone Thundersport 500

Snetterton 300 Circuit 2.969 Miles

Race 1 & 8 & Sun 1 & 9

16/07/2011

Race

POLE POSITION

	1	2	3	4
1	61	23	5	12
2	83	82	32	33
3	50	64	16	111
4	18	72	19	73
5	47	24	57	93
6	194	99	102	42
7	20	26	79	17
8	6			

Chief of Timing & Scoring:

Race Director:

Weather/Track:

Results @ www.sportstimeservices.com

Printed: 16/07/2011 09:41:30





Thundersport GB Rounds 10 and 11

Sorted on Laps

Bridgestone Thundersport 500

Snetterton 300 Circuit 2.969 Miles

Race 1

16/07/2011 11:45

Race started at 11:45:55

Pos	No.	Name	Bike	CC	Laps	Total Tm	Diff	Gap	Best Tm	Best Spd	Avg. Spd	Start Pos
1	61	Adam Shelton	Honda	500	8	19:35.965			2:23.828	74.311	72.710	1
2	12	Andy Lawson	Honda	500	8	19:59.600	23.635	23.635	2:26.782	72.816	71.277	4
3	33	Richard Blunt	Honda	500	8	20:11.903	35.938	12.303	2:29.611	71.439	70.554	8
4	32	Nick Clift	Honda	500	8	20:21.737	45.772	9.834	2:29.077	71.695	69.986	7
5	83	Colin McCabe	Honda	500	8	20:31.929	55.964	10.192	2:30.116	71.199	69.407	5
6	82	Lewis Osler	Honda	500	8	20:32.321	56.356	0.392	2:31.289	70.647	69.385	6
7	50	Nick Mallinson	Honda	500	8	20:32.498	56.533	0.177	2:31.369	70.609	69.375	9
8	64	Adam Palfreman	Honda	500	8	20:33.287	57.322	0.789	2:30.203	71.157	69.330	10
9	111	David Carson	Honda	500	8	20:53.284	1:17.319	19.997	2:33.564	69.600	68.224	12
10	72	Mike Bailey	Honda	500	8	20:54.621	1:18.656	1.337	2:33.890	69.452	68.152	14
11	99	Andrew Scanlon	Honda	500	8	21:07.520	1:31.555	12.899	2:34.983	68.963	67.458	22
12	16	Craig Jeff	Honda	500	8	21:13.229	1:37.264	5.709	2:36.373	68.350	67.155	11
13	18	David Jeff	Honda	500	8	21:13.246	1:37.281	0.017	2:35.295	68.824	67.155	13
14	47	Steve Kain	Honda	500	8	21:16.575	1:40.610	3.329	2:36.614	68.244	66.979	17
15	73	Jerry Frost	Honda	500	8	21:19.681	1:43.716	3.106	2:36.448	68.317	66.817	16
16	24	Simon Matthews	Honda	500	8	21:34.002	1:58.037	14.321	2:36.136	68.453	66.077	18
17	19	David Knight	Honda	500	8	21:48.116	2:12.151	14.114	2:36.684	68.214	65.364	15
18	93	Matthew Laws	Honda	500	8	21:56.428	2:20.463	8.312	2:41.121	66.335	64.952	20
19	102	Stewart Campbell	Honda	500	8	21:56.729	2:20.764	0.301	2:40.667	66.523	64.937	23
20	26	Matt Poncia	Honda	500	7	19:37.671	1 Lap	1 Lap	2:44.769	64.867	63.529	26
21	42	Christopher Spink	Honda	500	7	19:40.456	1 Lap	2.785	2:44.721	64.886	63.379	24
22	20	David Beswick	Honda	500	7	20:10.839	1 Lap	30.383	2:49.181	63.175	61.789	25
23	79	Stephen Petrie	Honda	500	7	20:23.825	1 Lap	12.986	2:50.339	62.746	61.133	27
24	17	Daniel Beswick	Honda	500	7	21:17.438	1 Lap	53.613	2:57.384	60.254	58.567	28

Not classified

DNF	5	Darryl Harrison	Honda	500	2	5:04.007	DNF		2:27.174	72.622	70.314	3
DNF	23	Kyle Wilks	Honda	500	2	5:04.394	DNF		2:27.047	72.685	70.225	2
DNF	57	Chris Poncia	Honda	500	2	5:27.498	DNF		2:37.091	68.037	65.271	19
DNF	194	Neil Schofield	Honda	500	2	5:29.138	DNF		2:36.203	68.424	64.946	21
DNF	6	Richard Walsh	Honda	500	2	6:25.927	DNF		3:05.813	57.520	55.389	29

Announcements

*** 10 second jump start penalty - No 32***

Margin of Victory	Avg. Speed	Best Lap Tm	Best Spd	Best Lap by
23.635	72.710	2:23.828	74.311	61 - Adam Shelton

Chief of Timing & Scoring:

Race Director:

Weather/Track: Raining/Wet

Results @ www.sportstimeservices.com



Printed: 16/07/2011 12:08:18



Thundersport GB Rounds 10 and 11

Lapchart

Bridgestone Thundersport 500

Snetterton 300 Circuit 2.969 Miles

Race 1

16/07/2011 11:45

Race started at 11:45:55

Competitors

Laps

	0	1	2	3	4	5	6	7	8
Kyle Wilks (23)	1	23	61	61	61	61	61	61	61
Adam Shelton (61)	2	61	12	12	12	12	12	12	12
Darryl Harrison (5)	3	5	5	5	32	32	32	33	32
Andy Lawson (12)	4	12	23	23	83	33	32	33	33
Colin McCabe (83)	5	83	32	32	33	83	83	83	83
Nick Clift (32)	6	32	83	83	82	82	82	82	82
Lewis Osler (82)	7	82	33	33	50	50	50	64	50
Richard Blunt (33)	8	33	82	82	72	64	64	50	64
Nick Mallinson (50)	9	50	50	50	64	72	72	111	111
Craig Jeff (16)	10	16	64	72	16	16	111	72	72
Adam Palfreman (64)	11	64	72	64	18	111	16	16	99
David Jeff (18)	12	18	16	16	111	18	18	18	16
David Carson (111)	13	111	18	18	47	99	99	16	18
Mike Bailey (72)	14	72	111	111	99	47	47	47	47
David Knight (19)	15	19	99	57	19	73	73	73	73
Chris Poncia (57)	16	57	57	99	24	24	24	24	24
Jerry Frost (73)	17	73	19	47	73	19	19	19	19
Steve Kain (47)	18	47	47	194	102	102	102	102	93
Simon Matthews (24)	19	24	24	19	93	93	93	93	102
Neil Schofield (194)	20	194	194	24	42	42	42	26	
Andrew Scanlon (99)	21	99	73	73	26	26	26	42	
Matthew Laws (93)	22	93	102	102	20	20	20	20	
Stephen Petrie (79)	23	79	93	93	79	79	79	79	
Christopher Spink (42)	24	42	42	42	17	17	17	17	
Stewart Campbell (102)	25	102	26	26					
David Beswick (20)	26	20	79	20					
Matt Poncia (26)	27	26	20	79					
Daniel Beswick (17)	28	17	17	17					
Richard Walsh (6)	29	6	6	6					

Chief of Timing & Scoring:

Race Director:

Weather/Track: Raining/Wet

Results @ www.sportstimeservices.com

Printed: 16/07/2011 12:11:27





Thundersport GB Rounds 10 and 11

Bridgestone Thundersport 500

Snetterton 300 Circuit 2.969 Miles

Race 1

16/07/2011 11:45

Race started at 11:45:55

Lap	Lap Tm	Diff	Time of Day
(61) Adam Shelton			
1	2:33.931	+10.103	11:48:29.606
2	2:24.837	+1.009	11:50:54.443
3	2:23.828		11:53:18.271
4	2:24.511	+0.683	11:55:42.782
5	2:25.842	+2.014	11:58:08.624
6	2:26.194	+2.366	12:00:34.818
7	2:27.733	+3.905	12:03:02.551
8	2:29.033	+5.205	12:05:31.584

Lap	Lap Tm	Diff	Time of Day
(12) Andy Lawson			
1	2:31.927	+5.145	11:48:31.587
2	2:27.684	+0.902	11:50:59.271
3	2:26.782		11:53:26.053
4	2:28.615	+1.833	11:55:54.668
5	2:29.351	+2.569	11:58:24.019
6	2:29.365	+2.583	12:00:53.384
7	2:30.453	+3.671	12:03:23.837
8	2:31.382	+4.600	12:05:55.219

Lap	Lap Tm	Diff	Time of Day
(33) Richard Blunt			
1	2:35.788	+6.177	11:48:36.242
2	2:30.137	+0.526	11:51:06.379
3	2:30.346	+0.735	11:53:36.725
4	2:30.980	+1.369	11:56:07.705
5	2:29.872	+0.261	11:58:37.577
6	2:30.630	+1.019	12:01:08.207
7	2:29.611		12:03:37.818
8	2:29.704	+0.093	12:06:07.522

Lap	Lap Tm	Diff	Time of Day
(32) Nick Clift			
1	2:34.404	+5.327	11:48:34.577
2	2:29.788	+0.711	11:51:04.365
3	2:29.487	+0.410	11:53:33.852
4	2:33.653	+4.576	11:56:07.505
5	2:29.920	+0.843	11:58:37.425
6	2:30.963	+1.886	12:01:08.388
7	2:29.077		12:03:37.465
8	2:29.891	+0.814	12:06:07.356

Lap	Lap Tm	Diff	Time of Day
(83) Colin McCabe			
1	2:35.557	+5.441	11:48:35.584
2	2:30.116		11:51:05.700
3	2:30.865	+0.749	11:53:36.565
4	2:32.554	+2.438	11:56:09.119
5	2:34.507	+4.391	11:58:43.626
6	2:34.112	+3.996	12:01:17.738
7	2:34.566	+4.450	12:03:52.304
8	2:35.244	+5.128	12:06:27.548

Lap	Lap Tm	Diff	Time of Day
(82) Lewis Osler			
1	2:37.411	+6.122	11:48:37.595
2	2:32.436	+1.147	11:51:10.031
3	2:33.010	+1.721	11:53:43.041
4	2:32.664	+1.375	11:56:15.705
5	2:31.767	+0.478	11:58:47.472
6	2:31.289		12:01:18.761
7	2:33.886	+2.597	12:03:52.647
8	2:35.293	+4.004	12:06:27.940

Lap	Lap Tm	Diff	Time of Day
(50) Nick Mallinson			
1	2:38.248	+6.879	11:48:39.070
2	2:34.080	+2.711	11:51:13.150
3	2:32.806	+1.437	11:53:45.956
4	2:34.533	+3.164	11:56:20.489
5	2:33.098	+1.729	11:58:53.587
6	2:31.725	+0.356	12:01:25.312
7	2:31.369		12:03:56.681
8	2:31.436	+0.067	12:06:28.117

Lap	Lap Tm	Diff	Time of Day
(64) Adam Palfreman			
1	2:39.793	+9.590	11:48:40.743
2	2:36.190	+5.987	11:51:16.933
3	2:35.013	+4.810	11:53:51.946
4	2:31.846	+1.643	11:56:23.792
5	2:31.761	+1.558	11:58:55.553
6	2:30.203		12:01:25.756
7	2:30.890	+0.687	12:03:56.646
8	2:32.260	+2.057	12:06:28.906

Lap	Lap Tm	Diff	Time of Day
(111) David Carson			
1	2:42.891	+9.327	11:48:44.116
2	2:37.860	+4.296	11:51:21.976
3	2:35.502	+1.938	11:53:57.478
4	2:35.727	+2.163	11:56:33.205
5	2:34.160	+0.596	11:59:07.365
6	2:34.393	+0.829	12:01:41.758
7	2:33.581	+0.017	12:04:15.339
8	2:33.564		12:06:48.903

Lap	Lap Tm	Diff	Time of Day
(72) Mike Bailey			
1	2:39.612	+5.722	11:48:40.867
2	2:35.345	+1.455	11:51:16.212
3	2:35.653	+1.763	11:53:51.865
4	2:37.326	+3.436	11:56:29.191
5	2:37.045	+3.155	11:59:06.236
6	2:35.578	+1.688	12:01:41.814
7	2:33.890		12:04:15.704
8	2:34.536	+0.646	12:06:50.240

Lap	Lap Tm	Diff	Time of Day
(99) Andrew Scanlon			
1	2:42.198	+7.215	11:48:44.573
2	2:38.626	+3.643	11:51:23.199
3	2:38.506	+3.523	11:54:01.705
4	2:38.671	+3.688	11:56:40.376
5	2:35.287	+0.304	11:59:15.663
6	2:34.983		12:01:50.646
7	2:35.144	+0.161	12:04:25.790
8	2:37.349	+2.366	12:07:03.139

Lap	Lap Tm	Diff	Time of Day
(16) Craig Jeff			
1	2:40.131	+3.758	11:48:40.996
2	2:36.753	+0.380	11:51:17.749
3	2:37.636	+1.263	11:53:55.385
4	2:37.099	+0.726	11:56:32.484
5	2:36.373		11:59:08.857
6	2:39.238	+2.865	12:01:48.095
7	2:43.676	+7.303	12:04:31.771
8	2:37.077	+0.704	12:07:08.848

(18) David Jeff			
------------------------	--	--	--

Lap	Lap Tm	Diff	Time of Day
(47) Steve Kain			
1	2:41.490	+6.195	11:48:42.708
2	2:35.871	+0.576	11:51:18.579
3	2:37.196	+1.901	11:53:55.775
4	2:37.888	+2.593	11:56:33.663
5	2:35.295		11:59:08.958
6	2:39.150	+3.855	12:01:48.108
7	2:42.454	+7.159	12:04:30.562
8	2:38.303	+3.008	12:07:08.865

Lap	Lap Tm	Diff	Time of Day
(73) Jerry Frost			
1	2:45.472	+8.858	11:48:47.461
2	2:37.054	+0.440	11:51:24.515
3	2:37.055	+0.441	11:54:01.570
4	2:39.866	+3.252	11:56:41.436
5	2:36.614		11:59:18.050
6	2:37.236	+0.622	12:01:55.286
7	2:37.645	+1.031	12:04:32.931
8	2:39.263	+2.649	12:07:12.194

Lap	Lap Tm	Diff	Time of Day
(24) Simon Matthews			
1	2:46.850	+10.402	11:48:48.787
2	2:39.146	+2.698	11:51:27.933
3	2:40.382	+3.934	11:54:08.315
4	2:38.968	+2.520	11:56:47.283
5	2:36.767	+0.319	11:59:24.050
6	2:36.989	+0.541	12:02:01.039
7	2:37.813	+1.365	12:04:38.852
8	2:36.448		12:07:15.300

Lap	Lap Tm	Diff	Time of Day
(19) David Knight			
1	2:45.588	+8.904	11:48:47.147
2	2:40.061	+3.377	11:51:27.208
3	2:39.746	+3.062	11:54:06.954
4	2:42.703	+6.019	11:56:49.657
5	2:36.684		11:59:26.341
6	2:41.079	+4.395	12:02:07.420
7	2:47.419	+10.735	12:04:54.839
8	2:48.896	+12.212	12:07:43.735

Lap	Lap Tm	Diff	Time of Day
(93) Matthew Laws			
1	2:52.189	+11.068	11:48:54.598
2	2:43.453	+2.332	11:51:38.051
3	2:41.495	+0.374	11:54:19.546
4	2:44.697	+3.576	11:57:04.243
5	2:42.820	+1.699	11:59:47.063
6	2:41.121		12:02:28.184
7	2:42.043	+0.922	12:05:10.227
8	2:41.820	+0.699	12:07:52.047

Lap	Lap Tm	Diff	Time of Day
(102) Stewart Campbell			
1	2:49.192	+8.525	11:48:52.001

Chief of Timing & Scoring:

Race Director:

Weather/Track: Raining/Wet

Results @ www.sportstimingservices.com





Thundersport GB Rounds 10 and 11

Bridgestone Thundersport 500

Snetterton 300 Circuit 2.969 Miles

Race 1

16/07/2011 11:45

Race started at 11:45:55

Lap	Lap Tm	Diff	Time of Day
2	2:40.667		11:51:32.668
3	2:41.178	+0.511	11:54:13.846
4	2:43.142	+2.475	11:56:56.988
5	2:43.405	+2.738	11:59:40.393
6	2:42.886	+2.219	12:02:23.279
7	2:45.068	+4.401	12:05:08.347
8	2:44.001	+3.334	12:07:52.348
(26) Matt Poncia			
1	2:57.426	+12.657	11:49:00.505
2	2:46.628	+1.859	11:51:47.133
3	2:45.357	+0.588	11:54:32.490
4	2:45.498	+0.729	11:57:17.988
5	2:45.191	+0.422	12:00:03.179
6	2:45.342	+0.573	12:02:48.521
7	2:44.769		12:05:33.290
(42) Christopher Spink			
1	2:52.683	+7.962	11:48:55.358
2	2:46.354	+1.633	11:51:41.712
3	2:47.747	+3.026	11:54:29.459
4	2:47.787	+3.066	11:57:17.246
5	2:44.721		12:00:01.967
6	2:45.209	+0.488	12:02:47.176
7	2:48.899	+4.178	12:05:36.075
(20) David Beswick			
1	3:00.129	+10.948	11:49:03.162
2	2:51.623	+2.442	11:51:54.785
3	2:49.181		11:54:43.966
4	2:50.015	+0.834	11:57:33.981
5	2:49.893	+0.712	12:00:23.874
6	2:51.950	+2.769	12:03:15.824
7	2:50.634	+1.453	12:06:06.458
(79) Stephen Petrie			
1	3:00.404	+10.065	11:49:03.008
2	2:54.531	+4.192	11:51:57.539
3	2:52.809	+2.470	11:54:50.348
4	2:54.064	+3.725	11:57:44.412
5	2:51.029	+0.690	12:00:35.441
6	2:50.339		12:03:25.780
7	2:53.664	+3.325	12:06:19.444
(17) Daniel Beswick			
1	3:08.130	+10.746	11:49:11.502
2	2:59.364	+1.980	11:52:10.866
3	2:59.886	+2.502	11:55:10.752
4	3:04.322	+6.938	11:58:15.074
5	2:59.860	+2.476	12:01:14.934
6	3:00.739	+3.355	12:04:15.673
7	2:57.384		12:07:13.057
(5) Darryl Harrison			
1	2:32.874	+5.700	11:48:32.452
2	2:27.174		11:50:59.626
(23) Kyle Wilks			
1	2:37.347	+10.300	11:48:32.966
2	2:27.047		11:51:00.013

Lap	Lap Tm	Diff	Time of Day
(57) Chris Poncia			
1	2:44.165	+7.074	11:48:46.026
2	2:37.091		11:51:23.117
(194) Neil Schofield			
1	2:46.197	+9.994	11:48:48.554
2	2:36.203		11:51:24.757
(6) Richard Walsh			
1	3:12.009	+6.196	11:49:15.733
2	3:05.813		11:52:21.546

Lap	Lap Tm	Diff	Time of Day
-----	--------	------	-------------

Chief of Timing & Scoring:

Race Director:

Weather/Track: Raining/Wet

Results @ www.sportstimingservices.com





Thundersport GB Rounds 10 and 11

Sorted on Laps

Bridgestone Thundersport 500

Snetterton 300 Circuit 2.969 Miles

Race 8

16/07/2011 17:14

Race started at 17:14:19

Pos	No.	Name	Bike	CC	Laps	Total Tm	Diff	Gap	Best Tm	Best Spd	Avg. Spd	Start Pos
1	61	Adam Shelton	Honda	500	5	11:59.591			2:22.425	75.043	74.265	0
2	12	Andy Lawson	Honda	500	5	12:16.718	17.127	17.127	2:25.756	73.328	72.538	0
3	33	Richard Blunt	Honda	500	5	12:20.766	21.175	4.048	2:25.892	73.260	72.142	0
4	23	Kyle Wilks	Honda	500	5	12:22.835	23.244	2.069	2:26.105	73.153	71.941	0
5	82	Lewis Osler	Honda	500	5	12:27.106	27.515	4.271	2:26.819	72.797	71.530	0
6	5	Darryl Harrison	Honda	500	5	12:28.131	28.540	1.025	2:26.273	73.069	71.432	0
7	83	Colin McCabe	Honda	500	5	12:30.445	30.854	2.314	2:27.853	72.288	71.211	0
8	50	Nick Mallinson	Honda	500	5	12:31.339	31.748	0.894	2:28.703	71.875	71.127	0
9	64	Adam Palfreman	Honda	500	5	12:40.788	41.197	9.449	2:28.601	71.924	70.243	0
10	111	David Carson	Honda	500	5	12:42.130	42.539	1.342	2:28.280	72.080	70.120	0
11	72	Mike Bailey	Honda	500	5	12:44.004	44.413	1.874	2:30.144	71.185	69.948	0
12	19	David Knight	Honda	500	5	12:44.386	44.795	0.382	2:29.256	71.609	69.913	0
13	18	David Jeff	Honda	500	5	12:48.490	48.899	4.104	2:31.318	70.633	69.539	0
14	99	Andrew Scanlon	Honda	500	5	12:49.103	49.512	0.613	2:30.031	71.239	69.484	0
15	194	Neil Schofield	Honda	500	5	12:49.338	49.747	0.235	2:31.100	70.735	69.463	0
16	47	Steve Kain	Honda	500	5	12:51.578	51.987	2.240	2:30.813	70.869	69.261	0
17	16	Craig Jeff	Honda	500	5	12:57.899	58.308	6.321	2:31.371	70.608	68.698	0
18	24	Simon Matthews	Honda	500	5	13:07.562	1:07.971	9.663	2:33.455	69.649	67.855	0
19	93	Matthew Laws	Honda	500	5	13:15.933	1:16.342	8.371	2:36.361	68.355	67.142	0
20	102	Stewart Campbell	Honda	500	5	13:16.475	1:16.884	0.542	2:36.402	68.337	67.096	0
21	26	Matt Poncia	Honda	500	5	13:41.105	1:41.514	24.630	2:40.006	66.798	65.083	0
22	79	Stephen Petrie	Honda	500	5	13:52.846	1:53.255	11.741	2:43.872	65.222	64.166	0
23	42	Christopher Spink	Honda	500	5	14:04.173	2:04.582	11.327	2:44.758	64.871	63.305	0
24	17	Daniel Beswick	Honda	500	5	14:04.420	2:04.829	0.247	2:43.785	65.257	63.286	0
25	6	Richard Walsh	Honda	500	5	14:06.073	2:06.482	1.653	2:44.447	64.994	63.163	0
26	20	David Beswick	Honda	500	5	14:10.271	2:10.680	4.198	2:46.845	64.060	62.851	0

Not classified

DNF	32	Nick Clift	Honda	500	1	2:29.937	DNF		2:28.914	71.773	71.284	0
-----	----	------------	-------	-----	---	----------	-----	--	----------	--------	--------	---

Announcements

*** 10 second penalty - No 16***

Margin of Victory	Avg. Speed	Best Lap Tm	Best Spd	Best Lap by
17.127	74.265	2:22.425	75.043	61 - Adam Shelton

Chief of Timing & Scoring:

Race Director:

Weather/Track: Cloudy/Wet

Results @ www.sportstiming.com





Thundersport GB Rounds 10 and 11

Lapchart

Bridgestone Thundersport 500

Snetterton 300 Circuit 2.969 Miles

Race 8

16/07/2011 17:14

Race started at 17:14:19

Competitors

	Laps					
	0	1	2	3	4	5
Adam Shelton (61)	1	61	61	61	61	61
Kyle Wilks (23)	2	23	12	12	12	12
Andy Lawson (12)	3	12	32	5	33	33
Darryl Harrison (5)	4	5	33	33	23	5
Colin McCabe (83)	5	83	23	23	5	23
Lewis Osler (82)	6	82	5	82	82	5
Nick Clift (32)	7	32	82	50	50	83
Richard Blunt (33)	8	33	50	83	83	50
Nick Mallinson (50)	9	50	83	72	64	64
Adam Palfreman (64)	10	64	72	64	72	111
Craig Jeff (16)	11	16	16	19	19	72
David Carson (111)	12	111	64	18	18	19
Mike Bailey (72)	13	72	18	16	16	16
David Jeff (18)	14	18	19	111	111	18
David Knight (19)	15	19	111	194	194	99
Steve Kain (47)	16	47	47	47	47	194
Simon Matthews (24)	17	24	194	99	99	99
Neil Schofield (194)	18	194	99	24	24	24
Andrew Scanlon (99)	19	99	24	93	93	93
Matthew Laws (93)	20	93	93	102	102	102
Stephen Petrie (79)	21	79	102	79	26	26
Christopher Spink (42)	22	42	79	26	79	79
Stewart Campbell (102)	23	102	26	17	17	42
David Beswick (20)	24	20	42	42	17	17
Matt Poncia (26)	25	26	17	20	20	6
Richard Walsh (6)	26	6	20	6	6	20
Daniel Beswick (17)	27	17	6			

Chief of Timing & Scoring:

Race Director:

Weather/Track: Cloudy/Wet

Results @ www.sportstimeservices.com

Printed: 16/07/2011 17:30:18





Thundersport GB Rounds 10 and 11

Bridgestone Thundersport 500

Snetterton 300 Circuit 2.969 Miles

Race 8

16/07/2011 17:14

Race started at 17:14:19

Lap	Lap Tm	Diff	Time of Day
(61) Adam Shelton			
1	2:26.419	+3.994	17:16:46.263
2	2:22.970	+0.545	17:19:09.233
3	2:23.241	+0.816	17:21:32.474
4	2:22.425		17:23:54.899
5	2:24.536	+2.111	17:26:19.435
(12) Andy Lawson			
1	2:29.269	+3.513	17:16:49.610
2	2:25.756		17:19:15.366
3	2:27.004	+1.248	17:21:42.370
4	2:27.300	+1.544	17:24:09.670
5	2:26.892	+1.136	17:26:36.562
(33) Richard Blunt			
1	2:31.635	+5.743	17:16:52.581
2	2:28.572	+2.680	17:19:21.153
3	2:27.419	+1.527	17:21:48.572
4	2:25.892		17:24:14.464
5	2:26.146	+0.254	17:26:40.610
(23) Kyle Wilks			
1	2:32.636	+6.531	17:16:52.702
2	2:28.843	+2.738	17:19:21.545
3	2:28.477	+2.372	17:21:50.022
4	2:26.552	+0.447	17:24:16.574
5	2:26.105		17:26:42.679
(82) Lewis Osler			
1	2:33.191	+6.372	17:16:53.890
2	2:28.265	+1.446	17:19:22.155
3	2:28.083	+1.264	17:21:50.238
4	2:26.819		17:24:17.057
5	2:29.893	+3.074	17:26:46.950
(5) Darryl Harrison			
1	2:32.835	+6.562	17:16:53.210
2	2:27.902	+1.629	17:19:21.112
3	2:29.042	+2.769	17:21:50.154
4	2:26.273		17:24:16.427
5	2:31.548	+5.275	17:26:47.975
(83) Colin McCabe			
1	2:35.277	+7.424	17:16:55.904
2	2:29.192	+1.339	17:19:25.096
3	2:28.551	+0.698	17:21:53.647
4	2:28.789	+0.936	17:24:22.436
5	2:27.853		17:26:50.289
(50) Nick Mallinson			
1	2:33.753	+5.050	17:16:55.013
2	2:28.703		17:19:23.716
3	2:29.827	+1.124	17:21:53.543
4	2:28.907	+0.204	17:24:22.450
5	2:28.733	+0.030	17:26:51.183
(64) Adam Palfreman			
1	2:36.948	+8.347	17:16:58.525
2	2:32.127	+3.526	17:19:30.652
3	2:30.586	+1.985	17:22:01.238

Lap	Lap Tm	Diff	Time of Day
4	2:28.601		17:24:29.839
5	2:30.793	+2.192	17:27:00.632
(111) David Carson			
1	2:39.176	+10.896	17:17:01.080
2	2:32.751	+4.471	17:19:33.831
3	2:30.989	+2.709	17:22:04.820
4	2:28.874	+0.594	17:24:33.694
5	2:28.280		17:27:01.974
(72) Mike Bailey			
1	2:35.754	+5.610	17:16:57.660
2	2:32.440	+2.296	17:19:30.100
3	2:31.450	+1.306	17:22:01.550
4	2:32.154	+2.010	17:24:33.704
5	2:30.144		17:27:03.848
(19) David Knight			
1	2:37.834	+8.578	17:17:00.033
2	2:30.851	+1.595	17:19:30.884
3	2:31.387	+2.131	17:22:02.271
4	2:32.703	+3.447	17:24:34.974
5	2:29.256		17:27:04.230
(18) David Jeff			
1	2:37.155	+5.837	17:16:59.209
2	2:33.041	+1.723	17:19:32.250
3	2:31.711	+0.393	17:22:03.961
4	2:33.055	+1.737	17:24:37.016
5	2:31.318		17:27:08.334
(99) Andrew Scanlon			
1	2:40.129	+10.098	17:17:02.739
2	2:32.924	+2.893	17:19:35.663
3	2:32.291	+2.260	17:22:07.954
4	2:30.031		17:24:37.985
5	2:30.962	+0.931	17:27:08.947
(194) Neil Schofield			
1	2:39.914	+8.814	17:17:02.503
2	2:32.157	+1.057	17:19:34.660
3	2:31.100		17:22:05.760
4	2:31.414	+0.314	17:24:37.174
5	2:32.008	+0.908	17:27:09.182
(47) Steve Kain			
1	2:39.543	+8.730	17:17:01.777
2	2:33.150	+2.337	17:19:34.927
3	2:31.915	+1.102	17:22:06.842
4	2:30.813		17:24:37.655
5	2:33.767	+2.954	17:27:11.422
(16) Craig Jeff			
1	2:36.809	+5.438	17:16:58.398
2	2:34.437	+3.066	17:19:32.835
3	2:31.907	+0.536	17:22:04.742
4	2:31.371		17:24:36.113
5	2:31.630	+0.259	17:27:07.743
(24) Simon Matthews			
1	2:41.961	+8.506	17:17:04.360

Lap	Lap Tm	Diff	Time of Day
2	2:33.912	+0.457	17:19:38.272
3	2:33.455		17:22:11.727
4	2:34.362	+0.907	17:24:46.089
5	2:41.317	+7.862	17:27:27.406
(93) Matthew Laws			
1	2:44.889	+8.528	17:17:07.690
2	2:38.537	+2.176	17:19:46.227
3	2:36.763	+0.402	17:22:22.990
4	2:36.426	+0.065	17:24:59.416
5	2:36.361		17:27:35.777
(102) Stewart Campbell			
1	2:44.954	+8.552	17:17:08.102
2	2:38.963	+2.561	17:19:47.065
3	2:36.402		17:22:23.467
4	2:36.440	+0.038	17:24:59.907
5	2:36.412	+0.010	17:27:36.319
(26) Matt Poncia			
1	2:49.967	+9.961	17:17:13.406
2	2:44.592	+4.586	17:19:57.998
3	2:41.663	+1.657	17:22:39.661
4	2:40.006		17:25:19.667
5	2:41.282	+1.276	17:28:00.949
(79) Stephen Petrie			
1	2:50.082	+6.210	17:17:12.991
2	2:44.937	+1.065	17:19:57.928
3	2:44.187	+0.315	17:22:42.115
4	2:43.872		17:25:25.987
5	2:46.703	+2.831	17:28:12.690
(42) Christopher Spink			
1	2:54.039	+9.281	17:17:17.136
2	2:49.252	+4.494	17:20:06.388
3	2:47.606	+2.848	17:22:53.994
4	2:45.265	+0.507	17:25:39.259
5	2:44.758		17:28:24.017
(17) Daniel Beswick			
1	2:54.638	+10.853	17:17:18.267
2	2:47.649	+3.864	17:20:05.916
3	2:47.868	+4.083	17:22:53.784
4	2:46.695	+2.910	17:25:40.479
5	2:43.785		17:28:24.264
(6) Richard Walsh			
1	2:56.294	+11.847	17:17:19.895
2	2:48.964	+4.517	17:20:08.859
3	2:47.592	+3.145	17:22:56.451
4	2:45.019	+0.572	17:25:41.470
5	2:44.447		17:28:25.917
(20) David Beswick			
1	2:55.061	+8.216	17:17:18.304
2	2:49.696	+2.851	17:20:08.000
3	2:47.147	+0.302	17:22:55.147
4	2:48.123	+1.278	17:25:43.270
5	2:46.845		17:28:30.115

Chief of Timing & Scoring:

Race Director:

Weather/Track: Cloudy/Wet

Results @ www.sportstimingservices.com

Printed: 16/07/2011 17:30:49





Thundersport GB Rounds 10 and 11

Bridgestone Thundersport 500

Snetterton 300 Circuit 2.969 Miles

Race 8

16/07/2011 17:14

Race started at 17:14:19

Lap	Lap Tm	Diff	Time of Day
(32) Nick Clift			
1	2:28.914		17:16:49.781

Lap	Lap Tm	Diff	Time of Day
-----	--------	------	-------------

Lap	Lap Tm	Diff	Time of Day
-----	--------	------	-------------

Chief of Timing & Scoring:

Race Director:

Weather/Track: Cloudy/Wet

Results @ www.sportstimeservices.com

Printed: 16/07/2011 17:30:49





Thundersport GB Rounds 10 and 11

Sorted on Best Lap time

Bridgestone Thundersport 500

Snetterton 300 Circuit 2.969 Miles

Warm Up

17/07/2011 09:09

Practice started at 9:09:47

Pos	No.	Name	Bike	CC	Best Tm	Best Spd	Gap	Diff - Ldr.	In Lap	2nd Best
1	61	Adam Shelton	Honda	500	2:15.228	79.037			3	2:17.950
2	12	Andy Lawson	Honda	500	2:18.657	77.083	3.429	3.429	2	2:22.963
3	83	Colin McCabe	Honda	500	2:20.238	76.214	1.581	5.010	3	2:20.738
4	5	Darryl Harrison	Honda	500	2:20.789	75.915	0.551	5.561	3	2:25.436
5	33	Richard Blunt	Honda	500	2:21.036	75.782	0.247	5.808	1	
6	42	Christopher Spink	Honda	500	2:21.155	75.718	0.119	5.927	2	2:31.475
7	111	David Carson	Honda	500	2:22.375	75.070	1.220	7.147	3	2:24.632
8	82	Lewis Osler	Honda	500	2:23.384	74.541	1.009	8.156	3	2:24.793
9	32	Nick Clift	Honda	500	2:23.989	74.228	0.605	8.761	2	2:24.081
10	23	Kyle Wilks	Honda	500	2:24.159	74.141	0.170	8.931	3	2:25.289
11	72	Mike Bailey	Honda	500	2:24.305	74.066	0.146	9.077	2	2:28.470
12	93	Matthew Laws	Honda	500	2:24.541	73.945	0.236	9.313	3	2:27.808
13	64	Adam Palfreman	Honda	500	2:24.829	73.798	0.288	9.601	3	2:26.777
14	73	Jerry Frost	Honda	500	2:25.694	73.360	0.865	10.466	3	2:27.525
15	50	Nick Mallinson	Honda	500	2:26.649	72.882	0.955	11.421	3	2:27.888
16	16	Craig Jeff	Honda	500	2:26.863	72.776	0.214	11.635	2	2:33.444
17	57	Chris Poncia	Honda	500	2:26.939	72.738	0.076	11.711	3	2:28.387
18	24	Simon Matthews	Honda	500	2:27.321	72.549	0.382	12.093	2	2:27.578
19	79	Stephen Petrie	Honda	500	2:27.956	72.238	0.635	12.728	2	2:36.971
20	47	Steve Kain	Honda	500	2:28.185	72.126	0.229	12.957	2	2:44.449
21	19	David Knight	Honda	500	2:28.360	72.041	0.175	13.132	3	2:28.467
22	99	Andrew Scanlon	Honda	500	2:30.389	71.069	2.029	15.161	2	2:31.388
23	26	Matt Poncia	Honda	500	2:31.039	70.763	0.650	15.811	2	2:36.032
24	6	Richard Walsh	Honda	500	2:36.508	68.291	5.469	21.280	2	2:43.905
25	102	Stewart Campbell	Honda	500	6:28.737	27.494	1:52.229	4:13.509	1	
26	194	Neil Schofield	Honda	500		-			0	

Chief of Timing & Scoring:

Race Director:

Weather/Track: Cloudy / Dry

Results @ www.sportstimingsservices.com

Printed: 17/07/2011 09:18:52





Thundersport GB Rounds 10 and 11

Sorted on Laps

Bridgestone Thundersport 500

Snetterton 300 Circuit 2.969 Miles

Race 1

17/07/2011 10:23

Race started at 10:23:02

Pos	No.	Name	Bike	CC	Laps	Total Tm	Diff	Gap	Best Tm	Best Spd	Avg. Spd	Start Pos
1	61	Adam Shelton	Honda	500	8	18:02.679			2:14.076	79.716	78.975	1
2	12	Andy Lawson	Honda	500	8	18:21.265	18.586	18.586	2:16.679	78.198	77.642	4
3	5	Darryl Harrison	Honda	500	8	18:33.184	30.505	11.919	2:17.640	77.652	76.811	3
4	83	Colin McCabe	Honda	500	8	18:37.191	34.512	4.007	2:18.068	77.411	76.535	5
5	82	Lewis Osler	Honda	500	8	18:42.108	39.429	4.917	2:18.774	77.018	76.200	6
6	23	Kyle Wilks	Honda	500	8	18:42.266	39.587	0.158	2:19.068	76.855	76.189	2
7	72	Mike Bailey	Honda	500	8	18:49.156	46.477	6.890	2:19.418	76.662	75.724	14
8	64	Adam Palfreman	Honda	500	8	18:49.938	47.259	0.782	2:20.030	76.327	75.672	10
9	32	Nick Clift	Honda	500	8	18:52.001	49.322	2.063	2:19.860	76.420	75.534	7
10	111	David Carson	Honda	500	8	18:52.496	49.817	0.495	2:19.291	76.732	75.501	12
11	50	Nick Mallinson	Honda	500	8	18:52.835	50.156	0.339	2:19.329	76.711	75.478	9
12	47	Steve Kain	Honda	500	8	18:53.236	50.557	0.401	2:19.573	76.577	75.451	17
13	42	Christopher Spink	Honda	500	8	19:01.623	58.944	8.387	2:19.736	76.487	74.897	24
14	79	Stephen Petrie	Honda	500	8	19:18.387	1:15.708	16.764	2:21.522	75.522	73.813	27
15	93	Matthew Laws	Honda	500	8	19:18.722	1:16.043	0.335	2:22.480	75.014	73.792	20
16	57	Chris Poncia	Honda	500	8	19:20.331	1:17.652	1.609	2:23.041	74.720	73.690	19
17	16	Craig Jeff	Honda	500	8	19:23.988	1:21.309	3.657	2:22.319	75.099	73.458	11
18	99	Andrew Scanlon	Honda	500	8	19:24.029	1:21.350	0.041	2:22.726	74.885	73.455	22
19	73	Jerry Frost	Honda	500	8	19:27.745	1:25.066	3.716	2:22.010	75.263	73.222	16
20	18	David Jeff	Honda	500	8	19:28.189	1:25.510	0.444	2:23.119	74.679	73.194	13
21	194	Neil Schofield	Honda	500	8	19:35.438	1:32.759	7.249	2:22.798	74.847	72.743	21
22	19	David Knight	Honda	500	8	19:35.447	1:32.768	0.009	2:24.774	73.826	72.742	15
23	102	Stewart Campbell	Honda	500	8	19:42.541	1:39.862	7.094	2:25.445	73.485	72.306	23
24	26	Matt Poncia	Honda	500	8	20:05.644	2:02.965	23.103	2:28.872	71.793	70.920	26
25	20	David Beswick	Honda	500	7	18:21.029	1 Lap	1 Lap	2:33.511	69.624	67.951	25
26	6	Richard Walsh	Honda	500	7	18:21.341	1 Lap	0.312	2:34.773	69.056	67.932	29
27	17	Daniel Beswick	Honda	500	7	19:14.317	1 Lap	52.976	2:42.064	65.950	64.814	28
Not classified												
DNF	33	Richard Blunt	Honda	500		1.023	DNF		-	-		8
DNF	24	Simon Matthews	Honda	500		2.273	DNF		-	-		18

Announcements

*** Nos 17,20 & 83 - Advise reposition transponder correctly - very weak signal***

Margin of Victory	Avg. Speed	Best Lap Tm	Best Spd	Best Lap by
18.586	78.975	2:14.076	79.716	61 - Adam Shelton

Chief of Timing & Scoring:

Race Director:

Weather/Track: Cloudy / Dry

Results @ www.sportstimingservices.com





Thundersport GB Rounds 10 and 11

Lapchart

Bridgestone Thundersport 500

Snetterton 300 Circuit 2.969 Miles

Race 1

17/07/2011 10:22

Race started at 10:23:02

Competitors

Laps

	0	1	2	3	4	5	6	7	8
Adam Shelton (61)	1	61	61	61	61	61	61	61	61
Darryl Harrison (5)	2	5	12	12	12	12	12	12	12
Kyle Wilks (23)	3	23	5	5	5	5	5	5	5
Andy Lawson (12)	4	12	23	23	82	83	83	83	83
Colin McCabe (83)	5	83	82	82	83	23	23	23	82
Lewis Osler (82)	6	82	83	83	23	82	82	82	23
Nick Clift (32)	7	32	32	32	64	64	64	64	72
Richard Blunt (33)	8	33	72	64	72	72	72	72	64
Nick Mallinson (50)	9	50	64	72	32	32	47	47	47
Craig Jeff (16)	10	16	50	50	50	47	32	32	111
Adam Palfreman (64)	11	64	47	47	47	50	50	111	111
David Carson (111)	12	111	111	111	111	111	50	50	47
David Jeff (18)	13	18	18	42	42	42	42	42	42
Mike Bailey (72)	14	72	57	57	57	57	57	93	79
David Knight (19)	15	19	19	18	93	93	93	93	57
Steve Kain (47)	16	47	42	93	18	79	79	73	79
Jerry Frost (73)	17	73	194	19	79	73	73	79	99
Simon Matthews (24)	18	24	79	194	19	99	99	99	16
Chris Poncia (57)	19	57	93	73	73	18	18	16	18
Andrew Scanlon (99)	20	99	73	79	194	19	16	18	73
Matthew Laws (93)	21	93	99	99	99	16	19	19	194
Neil Schofield (194)	22	194	102	102	102	102	102	102	194
Stewart Campbell (102)	23	102	26	16	16	194	194	194	102
Stephen Petrie (79)	24	79	16	26	26	26	26	26	26
Christopher Spink (42)	25	42	6	6	6	6	20	20	20
Matt Poncia (26)	26	26	20	20	20	20	6	6	6
David Beswick (20)	27	20	17	17	17	17	17	17	17
Richard Walsh (6)	28	6							
Daniel Beswick (17)	29	17							

Chief of Timing & Scoring:

Race Director:

Weather/Track: Cloudy / Dry

Results @ www.sportstimeservices.com

Printed: 17/07/2011 10:51:42





Thundersport GB Rounds 10 and 11

Bridgestone Thundersport 500

Snetterton 300 Circuit 2.969 Miles

Race 1

17/07/2011 10:23

Race started at 10:23:02

Lap	Lap Tm	Diff	Time of Day
(61) Adam Shelton			
1	2:18.812	+4.736	10:25:21.610
2	2:14.770	+0.694	10:27:36.380
3	2:15.132	+1.056	10:29:51.512
4	2:15.223	+1.147	10:32:06.735
5	2:14.076		10:34:20.811
6	2:15.101	+1.025	10:36:35.912
7	2:14.884	+0.808	10:38:50.796
8	2:14.681	+0.605	10:41:05.477

Lap	Lap Tm	Diff	Time of Day
(12) Andy Lawson			
1	2:21.251	+4.572	10:25:24.394
2	2:17.310	+0.631	10:27:41.704
3	2:16.679		10:29:58.383
4	2:17.187	+0.508	10:32:15.570
5	2:17.021	+0.342	10:34:32.591
6	2:17.049	+0.370	10:36:49.640
7	2:17.698	+1.019	10:39:07.338
8	2:16.725	+0.046	10:41:24.063

Lap	Lap Tm	Diff	Time of Day
(5) Darryl Harrison			
1	2:23.460	+5.820	10:25:26.365
2	2:18.431	+0.791	10:27:44.796
3	2:18.524	+0.884	10:30:03.320
4	2:18.940	+1.300	10:32:22.260
5	2:18.135	+0.495	10:34:40.395
6	2:17.728	+0.088	10:36:58.123
7	2:17.640		10:39:15.763
8	2:20.219	+2.579	10:41:35.982

Lap	Lap Tm	Diff	Time of Day
(83) Colin McCabe			
1	2:24.864	+6.796	10:25:28.372
2	2:19.999	+1.931	10:27:48.371
3	2:19.992	+1.924	10:30:08.363
4	2:18.068		10:32:26.431
5	2:18.110	+0.042	10:34:44.541
6	2:18.260	+0.192	10:37:02.801
7	2:18.518	+0.450	10:39:21.319
8	2:18.670	+0.602	10:41:39.989

Lap	Lap Tm	Diff	Time of Day
(82) Lewis Osler			
1	2:23.465	+4.691	10:25:26.986
2	2:21.089	+2.315	10:27:48.075
3	2:20.239	+1.465	10:30:08.314
4	2:20.009	+1.235	10:32:28.323
5	2:19.356	+0.582	10:34:47.679
6	2:19.298	+0.524	10:37:06.977
7	2:19.155	+0.381	10:39:26.132
8	2:18.774		10:41:44.906

Lap	Lap Tm	Diff	Time of Day
(23) Kyle Wilks			
1	2:23.861	+4.793	10:25:26.877
2	2:20.968	+1.900	10:27:47.845
3	2:20.763	+1.695	10:30:08.608
4	2:19.068		10:32:27.676
5	2:19.479	+0.411	10:34:47.155
6	2:19.079	+0.011	10:37:06.234
7	2:19.603	+0.535	10:39:25.837
8	2:19.227	+0.159	10:41:45.064

Lap	Lap Tm	Diff	Time of Day
(72) Mike Bailey			
1	2:24.860	+5.442	10:25:29.458
2	2:21.585	+2.167	10:27:51.043
3	2:20.272	+0.854	10:30:11.315
4	2:20.761	+1.343	10:32:32.076
5	2:20.194	+0.776	10:34:52.270
6	2:20.305	+0.887	10:37:12.575
7	2:19.418		10:39:31.993
8	2:19.961	+0.543	10:41:51.954

Lap	Lap Tm	Diff	Time of Day
(64) Adam Palfreman			
1	2:25.413	+5.383	10:25:29.838
2	2:21.126	+1.096	10:27:50.964
3	2:20.193	+0.163	10:30:11.157
4	2:20.242	+0.212	10:32:31.399
5	2:20.360	+0.330	10:34:51.759
6	2:20.599	+0.569	10:37:12.358
7	2:20.030		10:39:32.388
8	2:20.348	+0.318	10:41:52.736

Lap	Lap Tm	Diff	Time of Day
(32) Nick Clift			
1	2:25.221	+5.361	10:25:28.937
2	2:21.739	+1.879	10:27:50.676
3	2:21.786	+1.926	10:30:12.462
4	2:20.813	+0.953	10:32:33.275
5	2:20.664	+0.804	10:34:53.939
6	2:19.860		10:37:13.799
7	2:19.955	+0.095	10:39:33.754
8	2:21.045	+1.185	10:41:54.799

Lap	Lap Tm	Diff	Time of Day
(111) David Carson			
1	2:27.890	+8.599	10:25:32.374
2	2:21.594	+2.303	10:27:53.968
3	2:21.020	+1.729	10:30:14.988
4	2:21.528	+2.237	10:32:36.516
5	2:20.475	+1.184	10:34:56.991
6	2:19.559	+0.268	10:37:16.550
7	2:19.291		10:39:35.841
8	2:19.453	+0.162	10:41:55.294

Lap	Lap Tm	Diff	Time of Day
(50) Nick Mallinson			
1	2:26.620	+7.291	10:25:30.821
2	2:21.285	+1.956	10:27:52.106
3	2:20.790	+1.461	10:30:12.896
4	2:20.930	+1.601	10:32:33.826
5	2:21.846	+2.517	10:34:55.672
6	2:20.962	+1.633	10:37:16.634
7	2:19.670	+0.341	10:39:36.304
8	2:19.329		10:41:55.633

Lap	Lap Tm	Diff	Time of Day
(47) Steve Kain			
1	2:27.033	+7.460	10:25:31.807
2	2:20.761	+1.188	10:27:52.568
3	2:20.350	+0.777	10:30:12.918
4	2:20.529	+0.956	10:32:33.447
5	2:20.136	+0.563	10:34:53.583
6	2:19.573		10:37:13.156
7	2:20.455	+0.882	10:39:33.611
8	2:22.423	+2.850	10:41:56.034

Lap	Lap Tm	Diff	Time of Day
(42) Christopher Spink			

Lap	Lap Tm	Diff	Time of Day
(79) Stephen Petrie			
1	2:30.415	+10.679	10:25:36.071
2	2:22.377	+2.641	10:27:58.448
3	2:22.166	+2.430	10:30:20.614
4	2:21.269	+1.533	10:32:41.883
5	2:20.971	+1.235	10:35:02.854
6	2:20.151	+0.415	10:37:23.005
7	2:19.736		10:39:42.741
8	2:21.680	+1.944	10:42:04.421

Lap	Lap Tm	Diff	Time of Day
(93) Matthew Laws			
1	2:30.947	+9.425	10:25:36.595
2	2:25.693	+4.171	10:28:02.288
3	2:24.656	+3.134	10:30:26.944
4	2:23.517	+1.995	10:32:50.461
5	2:23.409	+1.887	10:35:13.870
6	2:22.894	+1.372	10:37:36.764
7	2:22.899	+1.377	10:39:59.663
8	2:21.522		10:42:21.185

Lap	Lap Tm	Diff	Time of Day
(57) Chris Poncia			
1	2:31.112	+8.632	10:25:36.681
2	2:24.640	+2.160	10:28:01.321
3	2:23.760	+1.280	10:30:25.081
4	2:24.010	+1.530	10:32:49.091
5	2:23.093	+0.613	10:35:12.184
6	2:24.034	+1.554	10:37:36.218
7	2:22.822	+0.342	10:39:59.040
8	2:22.480		10:42:21.520

Lap	Lap Tm	Diff	Time of Day
(16) Craig Jeff			
1	2:29.634	+6.593	10:25:34.839
2	2:24.390	+1.349	10:27:59.229
3	2:23.041		10:30:22.270
4	2:24.337	+1.296	10:32:46.607
5	2:24.953	+1.912	10:35:11.560
6	2:24.023	+0.982	10:37:35.583
7	2:23.723	+0.682	10:39:59.306
8	2:23.823	+0.782	10:42:23.129

Lap	Lap Tm	Diff	Time of Day
(99) Andrew Scanlon			
1	2:40.466	+18.147	10:25:44.708
2	2:23.986	+1.667	10:28:08.694
3	2:23.624	+1.305	10:30:32.318
4	2:23.840	+1.521	10:32:56.158
5	2:23.021	+0.702	10:35:19.179
6	2:22.319		10:37:41.498
7	2:22.727	+0.408	10:40:04.225
8	2:22.561	+0.242	10:42:26.786

Lap	Lap Tm	Diff	Time of Day
(73) Jerry Frost			
1	2:32.498	+9.772	10:25:37.918
2	2:25.059	+2.333	10:28:02.977
3	2:25.532	+2.806	10:30:28.509
4	2:24.325	+1.599	10:32:52.834
5	2:24.215	+1.489	10:35:17.049
6	2:23.937	+1.211	10:37:40.986
7	2:23.115	+0.389	10:40:04.101
8	2:22.726		10:42:26.827

Chief of Timing & Scoring:

Race Director:

Weather/Track: Cloudy / Dry

Results @ www.sportstimingservices.com

Printed: 17/07/2011 10:52:16





Thundersport GB Rounds 10 and 11

Bridgestone Thundersport 500

Snetterton 300 Circuit 2.969 Miles

Race 1

17/07/2011 10:23

Race started at 10:23:02

Lap	Lap Tm	Diff	Time of Day
2	2:25.310	+3.300	10:28:02.211
3	2:26.073	+4.063	10:30:28.284
4	2:22.729	+0.719	10:32:51.013
5	2:23.360	+1.350	10:35:14.373
6	2:22.010		10:37:36.383
7	2:31.525	+9.515	10:40:07.908
8	2:22.635	+0.625	10:42:30.543

(18) David Jeff

1	2:30.096	+6.977	10:25:34.643
2	2:26.122	+3.003	10:28:00.765
3	2:26.112	+2.993	10:30:26.877
4	2:26.822	+3.703	10:32:53.699
5	2:25.272	+2.153	10:35:18.971
6	2:24.267	+1.148	10:37:43.238
7	2:24.630	+1.511	10:40:07.868
8	2:23.119		10:42:30.987

(194) Neil Schofield

1	2:30.515	+7.717	10:25:36.089
2	2:25.665	+2.867	10:28:01.754
3	2:26.589	+3.791	10:30:28.343
4	2:36.245	+13.447	10:33:04.588
5	2:24.114	+1.316	10:35:28.702
6	2:22.798		10:37:51.500
7	2:23.424	+0.626	10:40:14.924
8	2:23.312	+0.514	10:42:38.236

(19) David Knight

1	2:31.273	+6.499	10:25:35.977
2	2:25.489	+0.715	10:28:01.466
3	2:26.323	+1.549	10:30:27.789
4	2:26.665	+1.891	10:32:54.454
5	2:25.458	+0.684	10:35:19.912
6	2:24.774		10:37:44.686
7	2:26.236	+1.462	10:40:10.922
8	2:27.323	+2.549	10:42:38.245

(102) Stewart Campbell

1	2:32.955	+7.510	10:25:38.561
2	2:27.431	+1.986	10:28:05.992
3	2:26.302	+0.857	10:30:32.294
4	2:26.766	+1.321	10:32:59.060
5	2:26.639	+1.194	10:35:25.699
6	2:25.445		10:37:51.144
7	2:25.625	+0.180	10:40:16.769
8	2:28.570	+3.125	10:42:45.339

(26) Matt Poncia

1	2:34.364	+5.492	10:25:40.342
2	2:30.922	+2.050	10:28:11.264
3	2:29.832	+0.960	10:30:41.096
4	2:29.820	+0.948	10:33:10.916
5	2:28.872		10:35:39.788
6	2:29.681	+0.809	10:38:09.469
7	2:29.232	+0.360	10:40:38.701
8	2:29.741	+0.869	10:43:08.442

(20) David Beswick

1	2:40.384	+6.873	10:25:46.549
2	2:36.838	+3.327	10:28:23.387

Lap	Lap Tm	Diff	Time of Day
3	2:36.777	+3.266	10:31:00.164
4	2:38.261	+4.750	10:33:38.425
5	2:35.209	+1.698	10:36:13.634
6	2:33.511		10:38:47.145
7	2:36.682	+3.171	10:41:23.827

(6) Richard Walsh

1	2:38.705	+3.932	10:25:44.974
2	2:35.692	+0.919	10:28:20.666
3	2:38.117	+3.344	10:30:58.783
4	2:37.460	+2.687	10:33:36.243
5	2:37.904	+3.131	10:36:14.147
6	2:34.773		10:38:48.920
7	2:35.219	+0.446	10:41:24.139

(17) Daniel Beswick

1	2:42.064		10:25:48.535
2	2:44.952	+2.888	10:28:33.487
3	2:44.617	+2.553	10:31:18.104
4	2:45.463	+3.399	10:34:03.567
5	2:44.017	+1.953	10:36:47.584
6	2:43.937	+1.873	10:39:31.521
7	2:45.594	+3.530	10:42:17.115

Chief of Timing & Scoring:

Race Director:

Weather/Track: Cloudy / Dry

Results @ www.sportstimingservices.com

Printed: 17/07/2011 10:52:16





Thundersport GB Rounds 10 and 11

Sorted on Laps

Bridgestone Thundersport 500

Snetterton 300 Circuit 2.969 Miles

Race 9

17/07/2011 14:36

Race started at 14:36:21

Pos	No.	Name	Bike	CC	Laps	Total Tm	Diff	Gap	Best Tm	Best Spd	Avg. Spd	Start Pos
1	61	Adam Shelton	Honda	500	8	17:57.053			2:13.585	80.009	79.387	1
2	12	Andy Lawson	Honda	500	8	18:25.281	28.228	28.228	2:15.621	78.808	77.360	4
3	5	Darryl Harrison	Honda	500	8	18:29.058	32.005	3.777	2:17.181	77.912	77.096	3
4	83	Colin McCabe	Honda	500	8	18:32.268	35.215	3.210	2:18.116	77.385	76.874	5
5	82	Lewis Osler	Honda	500	8	18:41.673	44.620	9.405	2:18.611	77.108	76.229	6
6	50	Nick Mallinson	Honda	500	8	18:43.085	46.032	1.412	2:17.591	77.680	76.133	9
7	72	Mike Bailey	Honda	500	8	18:43.973	46.920	0.888	2:18.500	77.170	76.073	14
8	64	Adam Palfreman	Honda	500	8	18:44.432	47.379	0.459	2:18.804	77.001	76.042	10
9	32	Nick Clift	Honda	500	8	18:49.178	52.125	4.746	2:19.765	76.472	75.723	7
10	111	David Carson	Honda	500	8	18:57.177	1:00.124	7.999	2:19.374	76.686	75.190	12
11	47	Steve Kain	Honda	500	8	18:59.575	1:02.522	2.398	2:20.806	75.906	75.032	17
12	33	Richard Blunt	Honda	500	8	18:59.760	1:02.707	0.185	2:20.720	75.953	75.020	8
13	42	Christopher Spink	Honda	500	8	19:00.931	1:03.878	1.171	2:20.234	76.216	74.943	24
14	93	Matthew Laws	Honda	500	8	19:17.346	1:20.293	16.415	2:22.232	75.145	73.880	20
15	16	Craig Jeff	Honda	500	8	19:17.375	1:20.322	0.029	2:23.395	74.536	73.878	11
16	18	David Jeff	Honda	500	8	19:17.873	1:20.820	0.498	2:23.092	74.693	73.846	13
17	79	Stephen Petrie	Honda	500	8	19:23.104	1:26.051	5.231	2:23.786	74.333	73.514	27
18	57	Chris Poncia	Honda	500	8	19:23.422	1:26.369	0.318	2:22.586	74.959	73.494	19
19	19	David Knight	Honda	500	8	19:24.111	1:27.058	0.689	2:23.399	74.534	73.450	15
20	99	Andrew Scanlon	Honda	500	8	19:24.154	1:27.101	0.043	2:23.145	74.666	73.448	22
21	194	Neil Schofield	Honda	500	8	19:24.567	1:27.514	0.413	2:23.468	74.498	73.422	21
22	102	Stewart Campbell	Honda	500	8	19:27.190	1:30.137	2.623	2:23.801	74.325	73.257	23
23	24	Simon Matthews	Honda	500	8	19:34.271	1:37.218	7.081	2:23.957	74.245	72.815	18
24	73	Jerry Frost	Honda	500	8	19:54.681	1:57.628	20.410	2:23.011	74.736	71.571	16
25	26	Matt Poncia	Honda	500	8	20:00.660	2:03.607	5.979	2:27.230	72.594	71.214	26
26	20	David Beswick	Honda	500	7	18:26.015	1 Lap	1 Lap	2:35.084	68.918	67.645	25
27	17	Daniel Beswick	Honda	500	7	18:29.310	1 Lap	3.295	2:34.248	69.291	67.444	28
28	6	Richard Walsh	Honda	500	7	18:30.563	1 Lap	1.253	2:36.448	68.317	67.368	29
Not classified												
DNF	23	Kyle Wilks	Honda	500	4	9:17.488	DNF		2:17.466	77.750	76.687	2

Margin of Victory	Avg. Speed	Best Lap Tm	Best Spd	Best Lap by
28.228	79.387	2:13.585	80.009	61 - Adam Shelton

Chief of Timing & Scoring:

Race Director:

Weather/Track: Cloudy / Dry

Results @ www.sportstimingsservices.com





Thundersport GB Rounds 10 and 11

Lapchart

Bridgestone Thundersport 500

Snetterton 300 Circuit 2.969 Miles

Race 9

17/07/2011 14:36

Race started at 14:36:21

Competitors

Laps

	0	1	2	3	4	5	6	7	8
Adam Shelton (61)	1	61	61	61	61	61	61	61	61
Kyle Wilks (23)	2	23	12	12	12	12	12	12	12
Darryl Harrison (5)	3	5	83	83	83	5	5	5	5
Andy Lawson (12)	4	12	5	5	5	23	83	83	83
Colin McCabe (83)	5	83	82	23	23	83	82	82	82
Lewis Osler (82)	6	82	23	82	82	82	72	72	64
Nick Clift (32)	7	32	32	32	32	72	64	64	72
Richard Blunt (33)	8	33	33	72	72	32	50	50	50
Craig Jeff (16)	9	16	50	64	50	50	32	32	32
Nick Mallinson (50)	10	50	64	50	64	64	47	47	111
Adam Palfreman (64)	11	64	72	33	47	47	33	111	47
David Carson (111)	12	111	16	47	33	33	111	33	33
David Jeff (18)	13	18	18	16	111	111	42	42	42
Mike Bailey (72)	14	72	47	42	42	42	16	16	18
David Knight (19)	15	19	42	18	16	16	18	18	16
Steve Kain (47)	16	47	19	111	18	93	93	93	93
Simon Matthews (24)	17	24	111	19	19	18	79	79	79
Chris Poncia (57)	18	57	57	79	93	19	57	73	73
Jerry Frost (73)	19	73	79	93	79	79	19	19	57
Neil Schofield (194)	20	194	24	24	57	57	194	194	19
Matthew Laws (93)	21	93	194	194	24	194	73	57	99
Andrew Scanlon (99)	22	99	99	57	73	73	24	24	194
Stephen Petrie (79)	23	79	93	73	194	24	99	99	24
Christopher Spink (42)	24	42	73	99	99	99	102	102	102
Stewart Campbell (102)	25	102	102	102	102	102	26	26	26
Matt Poncia (26)	26	26	26	26	26	26	20	20	20
David Beswick (20)	27	20	6	6	6	6	6	6	17
Daniel Beswick (17)	28	17	20	20	20	20	17	17	6
Richard Walsh (6)	29	6	17	17	17	17			

Chief of Timing & Scoring:

Race Director:

Weather/Track: Cloudy / Dry

Results @ www.sportstimeservices.com

Printed: 17/07/2011 14:58:10





Thundersport GB Rounds 10 and 11


Bridgestone Thundersport 500

Snetterton 300 Circuit 2.969 Miles

Race 9

17/07/2011 14:36

Race started at 14:36:21



Lap	Lap Tm	Diff	Time of Day
(61) Adam Shelton			
1	2:18.414	+4.829	14:38:39.431
2	2:14.231	+0.646	14:40:53.662
3	2:13.625	+0.040	14:43:07.287
4	2:13.585		14:45:20.872
5	2:13.795	+0.210	14:47:34.667
6	2:14.258	+0.673	14:49:48.925
7	2:14.596	+1.011	14:52:03.521
8	2:14.549	+0.964	14:54:18.070

Lap	Lap Tm	Diff	Time of Day
(12) Andy Lawson			
1	2:20.708	+5.087	14:38:42.286
2	2:15.621		14:40:57.907
3	2:16.924	+1.303	14:43:14.831
4	2:17.046	+1.425	14:45:31.877
5	2:17.709	+2.088	14:47:49.586
6	2:17.247	+1.626	14:50:06.833
7	2:17.393	+1.772	14:52:24.226
8	2:22.072	+6.451	14:54:46.298

Lap	Lap Tm	Diff	Time of Day
(5) Darryl Harrison			
1	2:22.934	+5.753	14:38:44.272
2	2:18.145	+0.964	14:41:02.417
3	2:17.752	+0.571	14:43:20.169
4	2:18.246	+1.065	14:45:38.415
5	2:17.181		14:47:55.596
6	2:17.644	+0.463	14:50:13.240
7	2:17.665	+0.484	14:52:30.905
8	2:19.170	+1.989	14:54:50.075

Lap	Lap Tm	Diff	Time of Day
(83) Colin McCabe			
1	2:21.642	+3.526	14:38:43.480
2	2:18.563	+0.447	14:41:02.043
3	2:18.116		14:43:20.159
4	2:18.418	+0.302	14:45:38.577
5	2:18.303	+0.187	14:47:56.880
6	2:18.707	+0.591	14:50:15.587
7	2:18.752	+0.636	14:52:34.339
8	2:18.946	+0.830	14:54:53.285

Lap	Lap Tm	Diff	Time of Day
(82) Lewis Osler			
1	2:23.515	+4.904	14:38:45.387
2	2:19.034	+0.423	14:41:04.421
3	2:20.034	+1.423	14:43:24.455
4	2:20.272	+1.661	14:45:44.727
5	2:20.229	+1.618	14:48:04.956
6	2:19.457	+0.846	14:50:24.413
7	2:18.611		14:52:43.024
8	2:19.666	+1.055	14:55:02.690

Lap	Lap Tm	Diff	Time of Day
(50) Nick Mallinson			
1	2:25.762	+8.171	14:38:48.378
2	2:21.320	+3.729	14:41:09.698
3	2:19.080	+1.489	14:43:28.778
4	2:20.174	+2.583	14:45:48.952
5	2:19.383	+1.792	14:48:08.335
6	2:19.130	+1.539	14:50:27.465
7	2:19.046	+1.455	14:52:46.511
8	2:17.591		14:55:04.102

Lap	Lap Tm	Diff	Time of Day
(72) Mike Bailey			
1	2:25.650	+7.150	14:38:48.720
2	2:19.528	+1.028	14:41:08.248
3	2:20.467	+1.967	14:43:28.715
4	2:19.597	+1.097	14:45:48.312
5	2:19.613	+1.113	14:48:07.925
6	2:18.892	+0.392	14:50:26.817
7	2:19.673	+1.173	14:52:46.490
8	2:18.500		14:55:04.990

Lap	Lap Tm	Diff	Time of Day
(64) Adam Palfreman			
1	2:25.940	+7.136	14:38:48.641
2	2:20.264	+1.460	14:41:08.905
3	2:19.884	+1.080	14:43:28.789
4	2:20.226	+1.422	14:45:49.015
5	2:19.259	+0.455	14:48:08.274
6	2:18.804		14:50:27.078
7	2:19.345	+0.541	14:52:46.423
8	2:19.026	+0.222	14:55:05.449

Lap	Lap Tm	Diff	Time of Day
(32) Nick Clift			
1	2:24.190	+4.425	14:38:46.380
2	2:20.537	+0.772	14:41:06.917
3	2:21.075	+1.310	14:43:27.992
4	2:20.758	+0.993	14:45:48.750
5	2:19.833	+0.068	14:48:08.583
6	2:20.123	+0.358	14:50:28.706
7	2:19.765		14:52:48.471
8	2:21.724	+1.959	14:55:10.195

Lap	Lap Tm	Diff	Time of Day
(111) David Carson			
1	2:29.703	+10.329	14:38:52.575
2	2:23.031	+3.657	14:41:15.606
3	2:20.993	+1.619	14:43:36.599
4	2:20.346	+0.972	14:45:56.945
5	2:20.361	+0.987	14:48:17.306
6	2:21.535	+2.161	14:50:38.841
7	2:19.979	+0.605	14:52:58.820
8	2:19.374		14:55:18.194

Lap	Lap Tm	Diff	Time of Day
(47) Steve Kain			
1	2:27.768	+6.962	14:38:51.143
2	2:20.917	+0.111	14:41:12.060
3	2:21.591	+0.785	14:43:33.651
4	2:21.322	+0.516	14:45:54.973
5	2:21.661	+0.855	14:48:16.634
6	2:22.087	+1.281	14:50:38.721
7	2:21.065	+0.259	14:52:59.786
8	2:20.806		14:55:20.592

Lap	Lap Tm	Diff	Time of Day
(33) Richard Blunt			
1	2:25.397	+4.677	14:38:47.677
2	2:22.770	+2.050	14:41:10.447
3	2:23.420	+2.700	14:43:33.867
4	2:21.956	+1.236	14:45:55.823
5	2:21.359	+0.639	14:48:17.182
6	2:21.669	+0.949	14:50:38.851
7	2:21.206	+0.486	14:53:00.057
8	2:20.720		14:55:20.777

(42) Christopher Spink			
-------------------------------	--	--	--

Lap	Lap Tm	Diff	Time of Day
1	2:27.331	+7.097	14:38:51.486
2	2:22.993	+2.759	14:41:14.479
3	2:22.595	+2.361	14:43:37.074
4	2:20.234		14:45:57.308
5	2:20.959	+0.725	14:48:18.267
6	2:21.201	+0.967	14:50:39.468
7	2:20.785	+0.551	14:53:00.253
8	2:21.695	+1.461	14:55:21.948

Lap	Lap Tm	Diff	Time of Day
(93) Matthew Laws			
1	2:30.905	+8.673	14:38:54.982
2	2:23.411	+1.179	14:41:18.393
3	2:22.925	+0.693	14:43:41.318
4	2:22.232		14:46:03.550
5	2:24.435	+2.203	14:48:27.985
6	2:23.629	+1.397	14:50:51.614
7	2:22.615	+0.383	14:53:14.229
8	2:24.134	+1.902	14:55:38.363

Lap	Lap Tm	Diff	Time of Day
(16) Craig Jeff			
1	2:26.130	+2.735	14:38:48.738
2	2:24.632	+1.237	14:41:13.370
3	2:23.729	+0.334	14:43:37.099
4	2:23.395		14:46:00.494
5	2:24.698	+1.303	14:48:25.192
6	2:24.737	+1.342	14:50:49.929
7	2:24.187	+0.792	14:53:14.116
8	2:24.276	+0.881	14:55:38.392

Lap	Lap Tm	Diff	Time of Day
(18) David Jeff			
1	2:28.058	+4.966	14:38:50.996
2	2:24.232	+1.140	14:41:15.228
3	2:25.013	+1.921	14:43:40.241
4	2:23.350	+0.258	14:46:03.591
5	2:23.618	+0.526	14:48:27.209
6	2:23.092		14:50:50.301
7	2:23.648	+0.556	14:53:13.949
8	2:24.941	+1.849	14:55:38.890

Lap	Lap Tm	Diff	Time of Day
(79) Stephen Petrie			
1	2:29.207	+5.421	14:38:53.347
2	2:24.983	+1.197	14:41:18.330
3	2:25.372	+1.586	14:43:43.702
4	2:24.354	+0.568	14:46:08.056
5	2:23.786		14:48:31.842
6	2:24.508	+0.722	14:50:56.350
7	2:23.984	+0.198	14:53:20.334
8	2:23.787	+0.001	14:55:44.121

Lap	Lap Tm	Diff	Time of Day
(57) Chris Poncia			
1	2:29.749	+7.163	14:38:53.323
2	2:26.413	+3.827	14:41:19.736
3	2:24.407	+1.821	14:43:44.143
4	2:24.762	+2.176	14:46:08.905
5	2:23.523	+0.937	14:48:32.428
6	2:25.992	+3.406	14:50:58.420
7	2:22.586		14:53:21.006
8	2:23.433	+0.847	14:55:44.439

(19) David Knight			
1	2:28.724	+5.325	14:38:51.933

Chief of Timing & Scoring:

Race Director:

Weather/Track: Cloudy / Dry

Results @ www.sportstimingservices.com





Thundersport GB Rounds 10 and 11

Bridgestone Thundersport 500

Snetterton 300 Circuit 2.969 Miles

Race 9

17/07/2011 14:36

Race started at 14:36:21

Lap	Lap Tm	Diff	Time of Day
2	2:23.702	+0.303	14:41:15.635
3	2:25.529	+2.130	14:43:41.164
4	2:26.193	+2.794	14:46:07.357
5	2:25.682	+2.283	14:48:33.039
6	2:24.419	+1.020	14:50:57.458
7	2:24.271	+0.872	14:53:21.729
8	2:23.399		14:55:45.128

(99) Andrew Scanlon

1	2:30.785	+7.640	14:38:54.865
2	2:25.418	+2.273	14:41:20.283
3	2:25.093	+1.948	14:43:45.376
4	2:24.752	+1.607	14:46:10.128
5	2:24.163	+1.018	14:48:34.291
6	2:24.415	+1.270	14:50:58.706
7	2:23.320	+0.175	14:53:22.026
8	2:23.145		14:55:45.171

(194) Neil Schofield

1	2:30.235	+6.767	14:38:54.204
2	2:25.388	+1.920	14:41:19.592
3	2:25.499	+2.031	14:43:45.091
4	2:24.099	+0.631	14:46:09.190
5	2:24.877	+1.409	14:48:34.067
6	2:24.002	+0.534	14:50:58.069
7	2:24.047	+0.579	14:53:22.116
8	2:23.468		14:55:45.584

(102) Stewart Campbell

1	2:31.677	+7.876	14:38:56.101
2	2:24.736	+0.935	14:41:20.837
3	2:25.436	+1.635	14:43:46.273
4	2:25.107	+1.306	14:46:11.380
5	2:23.824	+0.023	14:48:35.204
6	2:24.313	+0.512	14:50:59.517
7	2:23.801		14:53:23.318
8	2:24.889	+1.088	14:55:48.207

(24) Simon Matthews

1	2:30.471	+6.514	14:38:53.981
2	2:25.185	+1.228	14:41:19.166
3	2:25.067	+1.110	14:43:44.233
4	2:25.709	+1.752	14:46:09.942
5	2:24.302	+0.345	14:48:34.244
6	2:24.332	+0.375	14:50:58.576
7	2:23.957		14:53:22.533
8	2:32.755	+8.798	14:55:55.288

(73) Jerry Frost

1	2:32.021	+9.010	14:38:55.599
2	2:24.589	+1.578	14:41:20.188
3	2:24.647	+1.636	14:43:44.835
4	2:24.896	+1.885	14:46:09.731
5	2:24.373	+1.362	14:48:34.104
6	2:23.011		14:50:57.115
7	2:23.887	+0.876	14:53:21.002
8	2:54.696	+31.685	14:56:15.698

(26) Matt Poncia

1	2:33.014	+5.784	14:38:57.445
2	2:27.230		14:41:24.675

Lap	Lap Tm	Diff	Time of Day
3	2:28.355	+1.125	14:43:53.030
4	2:28.614	+1.384	14:46:21.644
5	2:29.380	+2.150	14:48:51.024
6	2:28.396	+1.166	14:51:19.420
7	2:30.211	+2.981	14:53:49.631
8	2:32.046	+4.816	14:56:21.677

(20) David Beswick

1	2:40.150	+5.066	14:39:04.680
2	2:39.225	+4.141	14:41:43.905
3	2:38.133	+3.049	14:44:22.038
4	2:37.935	+2.851	14:46:59.973
5	2:36.739	+1.655	14:49:36.712
6	2:35.084		14:52:11.796
7	2:35.236	+0.152	14:54:47.032

(17) Daniel Beswick

1	2:39.870	+5.622	14:39:04.852
2	2:42.361	+8.113	14:41:47.213
3	2:37.989	+3.741	14:44:25.202
4	2:37.991	+3.743	14:47:03.193
5	2:36.682	+2.434	14:49:39.875
6	2:36.204	+1.956	14:52:16.079
7	2:34.248		14:54:50.327

(6) Richard Walsh

1	2:38.809	+2.361	14:39:03.850
2	2:37.074	+0.626	14:41:40.924
3	2:37.559	+1.111	14:44:18.483
4	2:39.396	+2.948	14:46:57.879
5	2:39.304	+2.856	14:49:37.183
6	2:37.949	+1.501	14:52:15.132
7	2:36.448		14:54:51.580

(23) Kyle Wilks

1	2:24.324	+6.858	14:38:45.520
2	2:17.466		14:41:02.986
3	2:17.865	+0.399	14:43:20.851
4	2:17.654	+0.188	14:45:38.505

Chief of Timing & Scoring:

Race Director:

Weather/Track: Cloudy / Dry

Results @ www.sportstimingservices.com





Thundersport GB Rounds 10 and 11

Sorted on Best Lap time

LMB Streetfighters

Snetterton 300 Circuit 2.969 Miles

Qualifying

16/07/2011 10:55

Practice started at 10:55:32

Pos	No.	Name	Bike	CC	Best Tm	Best Spd	Gap	Diff - Ldr.	In Lap	2nd Best
1	64	Chris Dixon	Aprilia	1000 A	2:19.427	76.657			8	2:20.494
2	33	Andy Denyer	Triumph	675 A	2:19.761	76.474	0.334	0.334	5	2:20.271
3	12	Lee Hardy	Suzuki	750 A	2:19.973	76.358	0.212	0.546	4	2:23.955
4	40	Keith Smith	Aprilia	1000 A	2:21.833	75.357	1.860	2.406	8	2:21.898
5	85	Dave Milling	Aprilia	1000 A	2:22.147	75.190	0.314	2.720	8	2:22.401
6	56	Steve Bradbury	Aprilia	1000 A	2:25.726	73.343	3.579	6.299	5	2:25.955
7	17	Rob Norman	Honda	600 B	2:26.510	72.951	0.784	7.083	8	2:26.691
8	52	Sean Goldsmith	MV Augusta	750 A	2:28.715	71.869	2.205	9.288	4	2:30.553
9	14	Brad Davey	Aprilia	550 C	2:30.578	70.980	1.863	11.151	7	2:31.002
10	77	Nigel Davis	Yamaha	600 B	2:30.767	70.891	0.189	11.340	7	2:32.027
11	30	Barry Utting	Honda	600 B	2:31.174	70.700	0.407	11.747	8	2:32.407
12	115	Keith Warren	KTM	690 C	2:31.309	70.637	0.135	11.882	8	2:33.879
13	79	Tim Metcalfe	Suzuki	600 B	2:33.587	69.589	2.278	14.160	7	2:36.644
14	177	Gary Paul	KTM	660 C	2:35.534	68.718	1.947	16.107	6	2:36.701
15	46	James Flood	KTM	690 C	2:37.710	67.770	2.176	18.283	4	2:38.835
16	54	Brent Millage	Yamaha	600 A	2:40.447	66.614	2.737	21.020	7	2:42.638
17	21	Chris Pickersgill	Triumph	600 B	2:41.600	66.139	1.153	22.173	6	2:41.950
18	29	Martyn Smith	Honda	600 B	2:41.619	66.131	0.019	22.192	7	2:41.648
19	45	Andrew Castle	Honda	600 B	2:45.702	64.502	4.083	26.275	6	2:46.357
20	27	Barry Rudge	Honda	600 B	2:46.304	64.268	0.602	26.877	5	2:46.740
21	86	Gary Cooke	Yamaha	1000 A	2:46.570	64.165	0.266	27.143	4	2:49.117
22	8	Mark Lumb	Ducati	748 B	2:54.818	61.138	8.248	35.391	3	3:01.358
23	98	Robert Pragnell	Suzuki	600 B	2:54.834	61.133	0.016	35.407	3	3:10.077

Announcements

No 85 - Please Charge Transponder

Chief of Timing & Scoring:

Race Director:

Weather/Track: Raining/Wet

Results @ www.sportstimeservices.com

Printed: 16/07/2011 11:17:29





Thundersport GB Rounds 10 and 11

LMB Streetfighters

Snetterton 300 Circuit 2.969 Miles

Race 5 & 12 + Sun 3 & 11

16/07/2011

Race

POLE POSITION

	1	2	3	4
1	64	33	12	40
2	85	56	17	52
3	14	77	30	115
4	79	177	46	54
5	21	29	45	27
6	86	8	98	

Chief of Timing & Scoring:

Race Director:

Weather/Track:

Results @ www.sportstimeservices.com

Printed: 16/07/2011 11:18:13





Thundersport GB Rounds 10 and 11

Sorted on Laps

LMB Streetfighters

Snetterton 300 Circuit 2.969 Miles

Race 5

16/07/2011 14:46

Race started at 14:46:32

Pos	No.	Name	Bike	CC	Laps	Total Tm	Diff	Gap	Best Tm	Best Spd	Avg. Spd	Start Pos	
1	33	Andy Denyer	Triumph	675 A	7	16:05.165			2:14.656	79.373	77.517	2	
2	40	Keith Smith	Aprilia	1000 A	7	16:06.587	1.422	1.422	2:15.855	78.672	77.403	4	
3	64	Chris Dixon	Aprilia	1000 A	7	16:17.571	12.406	10.984	2:17.311	77.838	76.533	1	
4	12	Lee Hardy	Suzuki	750 A	7	16:32.409	27.244	14.838	2:19.464	76.637	75.389	3	
5	30	Barry Utting	Honda	600 B	7	16:58.716	53.551	26.307	2:23.340	74.564	73.442	11	
6	52	Sean Goldsmith	MV August	750 A	7	16:59.622	54.457	0.906	2:23.510	74.476	73.376	8	
7	17	Rob Norman	Honda	600 B	7	17:04.881	59.716	5.259	2:23.549	74.456	73.000	7	
8	56	Steve Bradbury	Aprilia	1000 A	7	17:12.494	1:07.329	7.613	2:24.425	74.004	72.462	6	
9	77	Nigel Davis	Yamaha	600 B	7	17:27.823	1:22.658	15.329	2:25.393	73.511	71.402	10	
10	14	Brad Davey	Aprilia	550 C	7	17:33.753	1:28.588	5.930	2:27.208	72.605	71.000	9	
A	11	54	Brent Millage	Yamaha	600 A	7	17:49.747	1:44.582	15.994	2:27.976	72.228	69.938	16
12	115	Keith Warren	KTM	690 C	7	17:52.104	1:46.939	2.357	2:30.294	71.114	69.785	12	
13	27	Barry Rudge	Honda	600 B	7	18:06.609	2:01.444	14.505	2:30.514	71.010	68.853	20	
14	177	Gary Paul	KTM	660 C	7	18:06.621	2:01.456	0.012	2:30.140	71.187	68.852	14	
15	21	Chris Pickersgill	Triumph	600 B	7	18:06.879	2:01.714	0.258	2:30.728	70.909	68.836	17	
16	46	James Flood	KTM	690 C	7	18:08.376	2:03.211	1.497	2:29.587	71.450	68.741	15	
B	17	86	Gary Cooke	Yamaha	1000 A	7	18:38.304	2:33.139	29.928	2:36.389	68.343	66.902	21
18	29	Martyn Smith	Honda	600 B	6	16:08.607	1 Lap	1 Lap	2:35.719	68.637	66.207	18	
19	98	Robert Pragnell	Suzuki	600 B	6	17:03.790	1 Lap	55.183	2:47.523	63.800	62.638	23	
20	8	Mark Lumb	Ducati	748 B	6	17:20.908	1 Lap	17.118	2:48.595	63.395	61.608	22	
21	45	Andrew Castle	Honda	600 B	6	17:43.177	1 Lap	22.269	2:48.525	63.421	60.318	19	
Not classified													
DNF	79	Tim Metcalfe	Suzuki	600 B	6	15:00.435	DNF		2:25.791	73.311	71.219	13	
DNF	85	Dave Milling	Aprilia	1000 A	2	5:06.077	DNF		2:21.251	75.667	69.839	5	

Margin of Victory	Avg. Speed	Best Lap Tm	Best Spd	Best Lap by
1.422	77.517	2:14.656	79.373	33 - Andy Denyer

Chief of Timing & Scoring:

Race Director:

Weather/Track: Raining/Wet

Results @ www.sportstimeservices.com





Thundersport GB Rounds 10 and 11

Lapchart

LMB Streetfighters

Snetterton 300 Circuit 2.969 Miles

Race 5

16/07/2011 14:46

Race started at 14:46:32

Competitors

Laps

	0	1	2	3	4	5	6	7
Lee Hardy (12)	12	33	33	33	33	33	33	33
Chris Dixon (64)	64	64	40	40	40	40	40	40
Andy Denyer (33)	33	40	64	64	64	64	64	64
Keith Smith (40)	40	12	12	12	12	12	12	12
Sean Goldsmith (52)	52	52	52	52	52	52	52	30
Rob Norman (17)	17	17	30	30	30	30	30	52
Steve Bradbury (56)	56	30	17	17	17	17	17	17
Brad Davey (14)	14	56	56	56	56	56	56	56
Barry Utting (30)	30	14	85	79	79	77	77	77
Keith Warren (115)	115	79	79	77	77	79	79	14
Nigel Davis (77)	77	77	14	14	14	14	14	54
Chris Pickersgill (21)	21	115	77	115	115	115	115	115
Tim Metcalfe (79)	79	21	115	54	54	54	54	27
Gary Paul (177)	177	85	54	177	177	177	177	177
Martyn Smith (29)	29	54	21	21	21	27	27	21
Gary Cooke (86)	86	177	177	27	27	21	21	46
Barry Rudge (27)	27	27	27	86	46	46	46	86
James Flood (46)	46	86	86	46	86	86	86	86
Brent Millage (54)	54	29	46	29	29	29	29	29
Mark Lumb (8)	8	46	29	98	98	98	98	98
Andrew Castle (45)	45	98	98	8	8	8	8	8
Robert Pragnell (98)	98	45	45	45	45	45	45	45
Dave Milling (85)	85	8	8					

Chief of Timing & Scoring:

Race Director:

Weather/Track: Raining/Wet

Results @ www.sportstimeservices.com

Printed: 16/07/2011 15:15:39





Thundersport GB Rounds 10 and 11

LMB Streetfighters

Snetterton 300 Circuit 2.969 Miles

Race 5

16/07/2011 14:46

Race started at 14:46:32

Lap	Lap Tm	Diff	Time of Day
(33) Andy Denyer			
1	2:23.572	+8.916	14:48:56.562
2	2:18.207	+3.551	14:51:14.769
3	2:18.067	+3.411	14:53:32.836
4	2:16.499	+1.843	14:55:49.335
5	2:17.105	+2.449	14:58:06.440
6	2:16.140	+1.484	15:00:22.580
7	2:14.656		15:02:37.236

Lap	Lap Tm	Diff	Time of Day
(40) Keith Smith			
1	2:24.654	+8.799	14:48:58.064
2	2:19.080	+3.225	14:51:17.144
3	2:16.416	+0.561	14:53:33.560
4	2:16.738	+0.883	14:55:50.298
5	2:16.245	+0.390	14:58:06.543
6	2:16.260	+0.405	15:00:22.803
7	2:15.855		15:02:38.658

Lap	Lap Tm	Diff	Time of Day
(64) Chris Dixon			
1	2:24.924	+7.613	14:48:57.173
2	2:20.179	+2.868	14:51:17.352
3	2:19.852	+2.541	14:53:37.204
4	2:18.638	+1.327	14:55:55.842
5	2:17.873	+0.562	14:58:13.715
6	2:18.616	+1.305	15:00:32.331
7	2:17.311		15:02:49.642

Lap	Lap Tm	Diff	Time of Day
(12) Lee Hardy			
1	2:27.847	+8.383	14:48:59.918
2	2:21.466	+2.002	14:51:21.384
3	2:20.230	+0.766	14:53:41.614
4	2:19.464		14:56:01.078
5	2:20.073	+0.609	14:58:21.151
6	2:20.556	+1.092	15:00:41.707
7	2:22.773	+3.309	15:03:04.480

Lap	Lap Tm	Diff	Time of Day
(30) Barry Utting			
1	2:30.529	+7.189	14:49:05.019
2	2:25.451	+2.111	14:51:30.470
3	2:24.255	+0.915	14:53:54.725
4	2:23.678	+0.338	14:56:18.403
5	2:23.340		14:58:41.743
6	2:25.462	+2.122	15:01:07.205
7	2:23.582	+0.242	15:03:30.787

Lap	Lap Tm	Diff	Time of Day
(52) Sean Goldsmith			
1	2:28.984	+5.474	14:49:03.008
2	2:26.704	+3.194	14:51:29.712
3	2:24.644	+1.134	14:53:54.356
4	2:23.547	+0.037	14:56:17.903
5	2:23.510		14:58:41.413
6	2:25.675	+2.165	15:01:07.088
7	2:24.605	+1.095	15:03:31.693

Lap	Lap Tm	Diff	Time of Day
(17) Rob Norman			
1	2:30.375	+6.826	14:49:04.523
2	2:26.944	+3.395	14:51:31.467
3	2:27.574	+4.025	14:53:59.041
4	2:26.160	+2.611	14:56:25.201
5	2:23.976	+0.427	14:58:49.177

Lap	Lap Tm	Diff	Time of Day
6	2:24.226	+0.677	15:01:13.403
7	2:23.549		15:03:36.952

Lap	Lap Tm	Diff	Time of Day
(56) Steve Bradbury			
1	2:34.750	+10.325	14:49:08.941
2	2:27.340	+2.915	14:51:36.281
3	2:27.107	+2.682	14:54:03.388
4	2:24.594	+0.169	14:56:27.982
5	2:24.425		14:58:52.407
6	2:25.210	+0.785	15:01:17.617
7	2:26.948	+2.523	15:03:44.565

Lap	Lap Tm	Diff	Time of Day
(77) Nigel Davis			
1	2:36.633	+11.240	14:49:11.685
2	2:31.726	+6.333	14:51:43.411
3	2:29.038	+3.645	14:54:12.449
4	2:27.476	+2.083	14:56:39.925
5	2:25.393		14:59:05.318
6	2:26.765	+1.372	15:01:32.083
7	2:27.811	+2.418	15:03:59.894

Lap	Lap Tm	Diff	Time of Day
(14) Brad Davey			
1	2:36.323	+9.115	14:49:10.710
2	2:32.297	+5.089	14:51:43.007
3	2:31.178	+3.970	14:54:14.185
4	2:29.420	+2.212	14:56:43.605
5	2:27.548	+0.340	14:59:11.153
6	2:27.463	+0.255	15:01:38.616
7	2:27.208		15:04:05.824

Lap	Lap Tm	Diff	Time of Day
(54) Brent Millage			
1	2:42.300	+14.324	14:49:18.181
2	2:32.732	+4.756	14:51:50.913
3	2:32.344	+4.368	14:54:23.257
4	2:31.743	+3.767	14:56:55.000
5	2:30.119	+2.143	14:59:25.119
6	2:28.723	+0.747	15:01:53.842
7	2:27.976		15:04:21.818

Lap	Lap Tm	Diff	Time of Day
(115) Keith Warren			
1	2:38.175	+7.881	14:49:12.985
2	2:31.940	+1.646	14:51:44.925
3	2:33.197	+2.903	14:54:18.122
4	2:31.311	+1.017	14:56:49.433
5	2:30.294		14:59:19.727
6	2:31.381	+1.087	15:01:51.108
7	2:33.067	+2.773	15:04:24.175

Lap	Lap Tm	Diff	Time of Day
(27) Barry Rudge			
1	2:42.828	+12.314	14:49:18.620
2	2:37.581	+7.067	14:51:56.201
3	2:34.058	+3.544	14:54:30.259
4	2:33.266	+2.752	14:57:03.525
5	2:33.196	+2.682	14:59:36.721
6	2:31.445	+0.931	15:02:08.166
7	2:30.514		15:04:38.680

Lap	Lap Tm	Diff	Time of Day
(177) Gary Paul			
1	2:43.147	+13.007	14:49:18.293
2	2:34.435	+4.295	14:51:52.728
3	2:31.895	+1.755	14:54:24.623

Lap	Lap Tm	Diff	Time of Day
4	2:31.928	+1.788	14:56:56.551
5	2:30.140		14:59:26.691
6	2:34.971	+4.831	15:02:01.662
7	2:37.030	+6.890	15:04:38.692

Lap	Lap Tm	Diff	Time of Day
(21) Chris Pickersgill			
1	2:40.380	+9.652	14:49:15.505
2	2:36.517	+5.789	14:51:52.022
3	2:36.095	+5.367	14:54:28.117
4	2:34.805	+4.077	14:57:02.922
5	2:34.163	+3.435	14:59:37.085
6	2:31.137	+0.409	15:02:08.222
7	2:30.728		15:04:38.950

Lap	Lap Tm	Diff	Time of Day
(46) James Flood			
1	2:47.113	+17.526	14:49:22.975
2	2:37.576	+7.989	14:52:00.551
3	2:35.206	+5.619	14:54:35.757
4	2:34.212	+4.625	14:57:09.969
5	2:30.856	+1.269	14:59:40.825
6	2:30.035	+0.448	15:02:10.860
7	2:29.587		15:04:40.447

Lap	Lap Tm	Diff	Time of Day
(86) Gary Cooke			
1	2:44.219	+7.830	14:49:19.946
2	2:37.382	+0.993	14:51:57.328
3	2:37.398	+1.009	14:54:34.726
4	2:37.901	+1.512	14:57:12.627
5	2:36.389		14:59:49.016
6	2:37.794	+1.405	15:02:26.810
7	2:43.565	+7.176	15:05:10.375

Lap	Lap Tm	Diff	Time of Day
(29) Martyn Smith			
1	2:46.408	+10.689	14:49:21.909
2	2:39.290	+3.571	14:52:01.199
3	2:37.492	+1.773	14:54:38.691
4	2:49.074	+13.355	14:57:27.765
5	2:35.719		15:00:03.484
6	2:37.194	+1.475	15:02:40.678

Lap	Lap Tm	Diff	Time of Day
(98) Robert Pragnell			
1	2:51.328	+3.805	14:49:27.999
2	2:51.564	+4.041	14:52:19.563
3	2:51.733	+4.210	14:55:11.296
4	2:49.251	+1.728	14:58:00.547
5	2:47.791	+0.268	15:00:48.338
6	2:47.523		15:03:35.861

Lap	Lap Tm	Diff	Time of Day
(8) Mark Lumb			
1	3:02.972	+14.377	14:49:38.895
2	2:52.390	+3.795	14:52:31.285
3	2:48.595		14:55:19.880
4	2:50.615	+2.020	14:58:10.495
5	2:51.873	+3.278	15:01:02.368
6	2:50.611	+2.016	15:03:52.979

Lap	Lap Tm	Diff	Time of Day
(45) Andrew Castle			
1	2:56.930	+8.405	14:49:33.330
2	2:48.525		14:52:21.855
3	3:10.979	+22.454	14:55:32.834
4	2:54.238	+5.713	14:58:27.072

Chief of Timing & Scoring:

Race Director:

Weather/Track: Raining/Wet

Results @ www.sportstimingservices.com





Thundersport GB Rounds 10 and 11

LMB Streetfighters

Snetterton 300 Circuit 2.969 Miles

Race 5

16/07/2011 14:46

Race started at 14:46:32

Lap	Lap Tm	Diff	Time of Day
5	2:54.015	+5.490	15:01:21.087
6	2:54.161	+5.636	15:04:15.248

(79) Tim Metcalfe

Lap	Lap Tm	Diff	Time of Day
1	2:35.984	+10.193	14:49:11.119
2	2:31.261	+5.470	14:51:42.380
3	2:28.748	+2.957	14:54:11.128
4	2:27.667	+1.876	14:56:38.795
5	2:27.920	+2.129	14:59:06.715
6	2:25.791		15:01:32.506

(85) Dave Milling

Lap	Lap Tm	Diff	Time of Day
1	2:39.671	+18.420	14:49:16.897
2	2:21.251		14:51:38.148

Lap Lap Tm Diff Time of Day

Lap Lap Tm Diff Time of Day

Chief of Timing & Scoring:

Race Director:

Weather/Track: Raining/Wet

Results @ www.sportstimeservices.com

Printed: 16/07/2011 15:16:15





Thundersport GB Rounds 10 and 11

Sorted on Laps

LMB Streetfighters

Snetterton 300 Circuit 2.969 Miles

Race 12

16/07/2011 18:11

Race started at 18:11:39

Pos	No.	Name	Bike	CC	Laps	Total Tm	Diff	Gap	Best Tm	Best Spd	Avg. Spd	Start Pos
1	40	Keith Smith	Aprilia	1000 A	5	11:13.233			2:11.266	81.423	79.378	0
2	12	Lee Hardy	Suzuki	750 A	5	11:14.701	1.468	1.468	2:12.497	80.666	79.206	0
3	52	Sean Goldsmith	MV August	750 A	5	11:21.073	7.840	6.372	2:13.491	80.066	78.465	0
4	30	Barry Utting	Honda	600 B	5	11:45.419	32.186	24.346	2:17.927	77.491	75.757	0
5	17	Rob Norman	Honda	600 B	5	11:54.941	41.708	9.522	2:20.717	75.954	74.748	0
6	56	Steve Bradbury	Aprilia	1000 A	5	12:01.780	48.547	6.839	2:22.137	75.195	74.039	0
7	21	Chris Pickersgill	Triumph	600 B	5	12:03.171	49.938	1.391	2:22.425	75.043	73.897	0
8	14	Brad Davey	Aprilia	550 C	5	12:03.615	50.382	0.444	2:22.294	75.112	73.852	0
9	115	Keith Warren	KTM	690 C	5	12:04.144	50.911	0.529	2:22.280	75.120	73.798	0
A	10	77 Nigel Davis	Yamaha	600 B	5	12:07.249	54.016	3.105	2:20.592	76.022	73.483	0
11	54	Brent Millage	Yamaha	600 A	5	12:22.353	1:09.120	15.104	2:26.356	73.028	71.988	0
12	86	Gary Cooke	Yamaha	1000 A	5	12:22.439	1:09.206	0.086	2:25.827	73.293	71.979	0
13	29	Martyn Smith	Honda	600 B	5	12:26.388	1:13.155	3.949	2:25.767	73.323	71.598	0
14	27	Barry Rudge	Honda	600 B	5	12:26.972	1:13.739	0.584	2:25.839	73.287	71.542	0
B	15	177 Gary Paul	KTM	660 C	5	12:41.415	1:28.182	14.443	2:28.933	71.764	70.185	0
16	98	Robert Pragnell	Suzuki	600 B	5	13:18.557	2:05.324	37.142	2:38.179	67.569	66.921	0
17	8	Mark Lumb	Ducati	748 B	5	13:48.592	2:35.359	30.035	2:41.377	66.230	64.495	0
18	45	Andrew Castle	Honda	600 B	4	11:14.082	1 Lap	1 Lap	2:44.623	64.924	63.423	0
Not classified												
DNF	64	Chris Dixon	Aprilia	1000 A	4	8:55.448	DNF		2:10.575	81.854	79.844	0
DNF	33	Andy Denyer	Triumph	675 A	4	8:55.471	DNF		2:10.118	82.141	79.840	0
DNF	46	James Flood	KTM	690 C	1	2:44.437	DNF		2:41.750	66.078	64.998	0

Margin of Victory	Avg. Speed	Best Lap Tm	Best Spd	Best Lap by
1.468	79.378	2:11.266	81.423	40 - Keith Smith

Chief of Timing & Scoring:

Race Director:

Weather/Track: Sunny/Damp

Results @ www.sportstimeservices.com





Thundersport GB Rounds 10 and 11

Lapchart

LMB Streetfighters

Snetterton 300 Circuit 2.969 Miles

Race 12

16/07/2011 18:11

Race started at 18:11:39

Competitors

Laps

	0	1	2	3	4	5	
Chris Dixon (64)	1	64	33	33	64	64	40
Andy Denyer (33)	2	33	40	64	33	33	12
Keith Smith (40)	3	40	64	40	40	40	52
Lee Hardy (12)	4	12	12	12	12	12	30
Sean Goldsmith (52)	5	52	52	52	52	52	17
Rob Norman (17)	6	17	30	30	30	30	56
Steve Bradbury (56)	7	56	17	17	17	17	21
Brad Davey (14)	8	14	56	56	56	56	14
Barry Utting (30)	9	30	21	21	21	21	115
Keith Warren (115)	10	115	14	14	14	14	77
Chris Pickersgill (21)	11	21	115	115	115	115	54
Gary Paul (177)	12	177	54	77	77	77	86
Nigel Davis (77)	13	77	86	54	54	54	29
Martyn Smith (29)	14	29	27	86	86	86	27
James Flood (46)	15	46	77	27	27	29	177
Brent Millage (54)	16	54	29	29	29	27	98
Gary Cooke (86)	17	86	177	177	177	177	8
Barry Rudge (27)	18	27	98	98	98	98	
Andrew Castle (45)	19	45	46	8	8	8	
Mark Lumb (8)	20	8	8	45	45	45	
Robert Pragnell (98)	21	98	45				

Chief of Timing & Scoring:

Race Director:

Weather/Track: Sunny/Damp

Results @ www.sportstimeservices.com

Printed: 16/07/2011 18:28:52





Thundersport GB Rounds 10 and 11

LMB Streetfighters

Snetterton 300 Circuit 2.969 Miles

Race 12

16/07/2011 18:11

Race started at 18:11:39

Lap Lap Tm Diff Time of Day

(40) Keith Smith

1	2:19.509	+8.243	18:13:59.720
2	2:13.914	+2.648	18:16:13.634
3	2:14.901	+3.635	18:18:28.535
4	2:13.206	+1.940	18:20:41.741
5	2:11.266		18:22:53.007

(12) Lee Hardy

1	2:20.355	+7.858	18:14:00.679
2	2:14.147	+1.650	18:16:14.826
3	2:14.330	+1.833	18:18:29.156
4	2:12.822	+0.325	18:20:41.978
5	2:12.497		18:22:54.475

(52) Sean Goldsmith

1	2:21.229	+7.738	18:14:02.131
2	2:13.491		18:16:15.622
3	2:15.802	+2.311	18:18:31.424
4	2:13.729	+0.238	18:20:45.153
5	2:15.694	+2.203	18:23:00.847

(30) Barry Utting

1	2:24.916	+6.989	18:14:06.441
2	2:20.732	+2.805	18:16:27.173
3	2:19.737	+1.810	18:18:46.910
4	2:17.927		18:21:04.837
5	2:20.356	+2.429	18:23:25.193

(17) Rob Norman

1	2:26.336	+5.619	18:14:07.457
2	2:20.717		18:16:28.174
3	2:20.866	+0.149	18:18:49.040
4	2:22.372	+1.655	18:21:11.412
5	2:23.303	+2.586	18:23:34.715

(56) Steve Bradbury

1	2:28.833	+6.696	18:14:09.965
2	2:23.915	+1.778	18:16:33.880
3	2:22.742	+0.605	18:18:56.622
4	2:22.137		18:21:18.759
5	2:22.795	+0.658	18:23:41.554

(21) Chris Pickersgill

1	2:29.126	+6.701	18:14:11.081
2	2:23.433	+1.008	18:16:34.514
3	2:22.965	+0.540	18:18:57.479
4	2:22.425		18:21:19.904
5	2:23.041	+0.616	18:23:42.945

(14) Brad Davey

1	2:30.434	+8.140	18:14:11.803
2	2:23.782	+1.488	18:16:35.585
3	2:22.628	+0.334	18:18:58.213
4	2:22.294		18:21:20.507
5	2:22.882	+0.588	18:23:43.389

(115) Keith Warren

1	2:30.618	+8.338	18:14:12.408
2	2:23.476	+1.196	18:16:35.884
3	2:22.758	+0.478	18:18:58.642

Lap Lap Tm Diff Time of Day

4	2:22.280		18:21:20.922
5	2:22.996	+0.716	18:23:43.918

(77) Nigel Davis

1	2:34.116	+13.524	18:14:16.255
2	2:25.973	+5.381	18:16:42.228
3	2:21.462	+0.870	18:19:03.690
4	2:20.592		18:21:24.282
5	2:22.741	+2.149	18:23:47.023

(54) Brent Millage

1	2:31.513	+5.157	18:14:14.019
2	2:28.814	+2.458	18:16:42.833
3	2:26.521	+0.165	18:19:09.354
4	2:26.356		18:21:35.710
5	2:26.417	+0.061	18:24:02.127

(86) Gary Cooke

1	2:31.877	+6.050	18:14:14.452
2	2:29.055	+3.228	18:16:43.507
3	2:25.982	+0.155	18:19:09.489
4	2:26.897	+1.070	18:21:36.386
5	2:25.827		18:24:02.213

(29) Martyn Smith

1	2:35.889	+10.122	18:14:18.275
2	2:27.970	+2.203	18:16:46.245
3	2:27.190	+1.423	18:19:13.435
4	2:26.960	+1.193	18:21:40.395
5	2:25.767		18:24:06.162

(27) Barry Rudge

1	2:33.653	+7.814	18:14:16.229
2	2:28.793	+2.954	18:16:45.022
3	2:27.542	+1.703	18:19:12.564
4	2:28.343	+2.504	18:21:40.907
5	2:25.839		18:24:06.746

(177) Gary Paul

1	2:37.796	+8.863	18:14:19.917
2	2:30.025	+1.092	18:16:49.942
3	2:31.272	+2.339	18:19:21.214
4	2:28.933		18:21:50.147
5	2:31.042	+2.109	18:24:21.189

(98) Robert Pragnell

1	2:40.096	+1.917	18:14:23.216
2	2:38.179		18:17:01.395
3	2:39.363	+1.184	18:19:40.758
4	2:38.760	+0.581	18:22:19.518
5	2:38.813	+0.634	18:24:58.331

(8) Mark Lumb

1	2:49.533	+8.156	18:14:32.391
2	2:46.134	+4.757	18:17:18.525
3	2:42.177	+0.800	18:20:00.702
4	2:41.377		18:22:42.079
5	2:46.287	+4.910	18:25:28.366

(45) Andrew Castle

1	2:50.885	+6.262	18:14:33.614
---	----------	--------	--------------

Lap Lap Tm Diff Time of Day

2	2:47.317	+2.694	18:17:20.931
3	2:44.623		18:20:05.554
4	2:48.302	+3.679	18:22:53.856

(64) Chris Dixon

1	2:20.141	+9.566	18:13:59.915
2	2:13.121	+2.546	18:16:13.036
3	2:11.611	+1.036	18:18:24.647
4	2:10.575		18:20:35.222

(33) Andy Denyer

1	2:19.528	+9.410	18:13:59.505
2	2:13.397	+3.279	18:16:12.902
3	2:12.225	+2.107	18:18:25.127
4	2:10.118		18:20:35.245

(46) James Flood

1	2:41.750		18:14:24.211
---	-----------------	--	--------------

Chief of Timing & Scoring:

Race Director:

Weather/Track: Sunny/Damp

Results @ www.sportstimingservices.com

Printed: 16/07/2011 18:29:21





Thundersport GB Rounds 10 and 11

Sorted on Best Lap time

LMB Streetfighters

Snetterton 300 Circuit 2.969 Miles

Qualifying

17/07/2011 09:29

Practice started at 9:29:33

Pos	No.	Name	Bike	CC	Best Tm	Best Spd	Gap	Diff - Ldr.	In Lap	2nd Best
1	40	Keith Smith	Aprilia	1000 A	2:05.471	85.183			4	2:05.891
2	52	Sean Goldsmith	MV Augusta	750 A	2:07.485	83.838	2.014	2.014	3	2:08.195
3	30	Barry Utting	Honda	600 B	2:08.972	82.871	1.487	3.501	4	2:09.623
4	12	Lee Hardy	Suzuki	750 A	2:09.334	82.639	0.362	3.863	4	2:14.207
5	77	Nigel Davis	Yamaha	600 B	2:11.041	81.563	1.707	5.570	4	2:14.667
6	85	Dave Milling	Aprilia	1000 A	2:12.724	80.528	1.683	7.253	4	2:13.280
7	17	Rob Norman	Honda	600 B	2:13.404	80.118	0.680	7.933	4	2:13.826
8	56	Steve Bradbury	Aprilia	1000 A	2:13.549	80.031	0.145	8.078	3	2:13.689
9	64	Chris Dixon	Aprilia	1000 A	2:15.029	79.154	1.480	9.558	2	2:16.925
10	14	Brad Davey	Aprilia	550 C	2:15.186	79.062	0.157	9.715	3	2:15.798
11	7	Duncan MacMillan	KTM	690 C	2:15.347	78.968	0.161	9.876	3	2:16.745
12	86	Gary Cooke	Yamaha	1000 A	2:16.091	78.536	0.744	10.620	4	2:16.438
13	21	Chris Pickersgill	Triumph	600 B	2:16.348	78.388	0.257	10.877	4	2:16.457
14	98	Robert Pragnell	Suzuki	600 B	2:19.603	76.560	3.255	14.132	2	2:20.064
15	115	Keith Warren	KTM	690 C	2:19.838	76.432	0.235	14.367	3	2:20.533
16	27	Barry Rudge	Honda	600 B	2:20.612	76.011	0.774	15.141	3	2:21.340
17	54	Brent Millage	Yamaha	600 A	2:21.105	75.745	0.493	15.634	2	2:21.431
18	29	Martyn Smith	Honda	600 B	2:21.839	75.353	0.734	16.368	3	2:22.070
19	33	Andy Denyer	Triumph	675 A	2:25.716	73.348	3.877	20.245	1	
20	177	Gary Paul	KTM	660 C	2:27.026	72.695	1.310	21.555	3	2:28.511
21	8	Mark Lumb	Ducati	748 B	2:31.795	70.411	4.769	26.324	4	2:33.254
22	45	Andrew Castle	Honda	600 B	2:36.841	68.146	5.046	31.370	3	2:36.932

Announcements

*** No 33 - please reposition transponder correctly before racing***

Chief of Timing & Scoring:

Race Director:

Weather/Track: Cloudy / Dry

Results @ www.sportstimeservices.com

Printed: 17/07/2011 09:41:25





Thundersport GB Rounds 10 and 11

LMB Streetfighters

Snetterton 300 Circuit 2.969 Miles

Race 3 & 11

17/07/2011

Race

POLE POSITION

	1	2	3	4
1	40	52	30	12
2	77	85	17	56
3	64	14	7	86
4	21	98	115	27
5	54	29	33	177
6	8	45		

Chief of Timing & Scoring:

Race Director:

Weather/Track:

Results @ www.sportstimeservices.com

Printed: 17/07/2011 09:43:26





Thundersport GB Rounds 10 and 11

Sorted on Laps

LMB Streetfighters

Snetterton 300 Circuit 2.969 Miles

Race 3

17/07/2011 11:16

Race started at 11:16:07

Pos	No.	Name	Bike	CC	Laps	Total Tm	Diff	Gap	Best Tm	Best Spd	Avg. Spd	Start Pos
1	40	Keith Smith	Aprilia	1000 A	8	16:44.994			2:03.190	86.761	85.079	1
2	85	Dave Milling	Aprilia	1000 A	8	16:58.085	13.091	13.091	2:05.105	85.433	83.985	6
3	12	Lee Hardy	Suzuki	750 A	8	17:00.990	15.996	2.905	2:06.228	84.672	83.746	4
4	52	Sean Goldsmith	MV August	750 A	8	17:09.597	24.603	8.607	2:07.024	84.142	83.046	2
5	30	Barry Utting	Honda	600 B	8	17:09.881	24.887	0.284	2:07.532	83.807	83.023	3
6	64	Chris Dixon	Aprilia	1000 A	8	17:26.592	41.598	16.711	2:07.366	83.916	81.698	9
7	56	Steve Bradbury	Aprilia	1000 A	8	17:26.832	41.838	0.240	2:07.102	84.090	81.679	8
8	77	Nigel Davis	Yamaha	600 B	8	17:42.871	57.877	16.039	2:11.681	81.166	80.447	5
9	17	Rob Norman	Honda	600 B	8	17:49.509	1:04.515	6.638	2:11.177	81.478	79.947	7
10	21	Chris Pickersgill	Triumph	600 B	8	17:49.841	1:04.847	0.332	2:11.257	81.428	79.922	13
11	86	Gary Cooke	Yamaha	1000 A	8	17:58.268	1:13.274	8.427	2:13.425	80.105	79.298	12
12	7	Duncan MacMillan	KTM	690 C	8	17:59.480	1:14.486	1.212	2:13.640	79.976	79.209	11
13	14	Brad Davey	Aprilia	550 C	8	18:03.622	1:18.628	4.142	2:14.190	79.649	78.906	10
14	98	Robert Pragnell	Suzuki	600 B	8	18:25.782	1:40.788	22.160	2:14.823	79.275	77.325	14
A	15	54 Brent Millage	Yamaha	600 A	8	18:40.344	1:55.350	14.562	2:18.153	77.364	76.320	17
16	27	Barry Rudge	Honda	600 B	8	18:42.185	1:57.191	1.841	2:17.303	77.843	76.194	16
17	29	Martyn Smith	Honda	600 B	8	18:43.373	1:58.379	1.188	2:17.931	77.488	76.114	18
18	115	Keith Warren	KTM	690 C	8	18:51.391	2:06.397	8.018	2:19.204	76.780	75.575	15
B	19	24 Simon Matthews	Honda	500	7	17:27.903	1 Lap	1 Lap	2:25.878	73.267	71.396	23
20	8	Mark Lumb	Ducati	748 B	7	17:51.792	1 Lap	23.889	2:31.391	70.599	69.805	21
21	45	Andrew Castle	Honda	600 B	7	18:28.442	1 Lap	36.650	2:34.565	69.149	67.497	22
Not classified												
DNF	177	Gary Paul	KTM	660 C	3	7:12.168	DNF		2:20.789	75.915	74.194	20
DNF	46	James Flood	KTM	690 C	3	8:26.321	DNF		2:46.887	64.044	63.328	24

Announcements

*** No 56 - Weak transponder signal - advise you position transponder correctly***

Margin of Victory	Avg. Speed	Best Lap Tm	Best Spd	Best Lap by
13.091	85.079	2:03.190	86.761	40 - Keith Smith

Chief of Timing & Scoring:

Race Director:

Weather/Track: Cloudy / Dry

Results @ www.sportstimeservices.com





Thundersport GB Rounds 10 and 11

Lapchart

LMB Streetfighters

Snetterton 300 Circuit 2.969 Miles

Race 3

17/07/2011 11:16

Race started at 11:16:07

Competitors

Laps

	0	1	2	3	4	5	6	7	8
Sean Goldsmith (52)	1	52	40	40	40	40	40	40	40
Keith Smith (40)	2	40	12	12	12	85	85	85	85
Barry Utting (30)	3	30	52	85	85	12	12	12	12
Lee Hardy (12)	4	12	85	52	52	52	52	30	52
Dave Milling (85)	5	85	30	30	30	30	30	52	30
Rob Norman (17)	6	17	77	64	64	64	64	56	64
Nigel Davis (77)	7	77	64	77	56	56	56	64	56
Brad Davey (14)	8	14	7	56	77	77	77	77	77
Steve Bradbury (56)	9	56	56	21	21	21	21	17	17
Chris Dixon (64)	10	64	21	7	86	86	17	17	21
Duncan MacMillan (7)	11	7	86	86	17	17	86	86	86
Chris Pickersgill (21)	12	21	17	17	7	7	7	7	7
Gary Cooke (86)	13	86	14	14	14	14	14	14	14
Barry Rudge (27)	14	27	98	98	98	98	98	98	98
Robert Pragnell (98)	15	98	27	54	54	54	54	54	54
Keith Warren (115)	16	115	54	27	29	27	27	27	27
Martyn Smith (29)	17	29	115	29	27	29	29	29	29
Mark Lumb (8)	18	8	29	115	115	115	115	115	115
Gary Paul (177)	19	177	177	177	177	24	24	24	24
Simon Matthews (24)	20	24	8	24	24	8	8	8	8
Brent Millage (54)	21	54	24	8	8	45	45	45	45
Andrew Castle (45)	22	45	45	45	45				
James Flood (46)	23	46	46	46	46				

Chief of Timing & Scoring:

Race Director:

Weather/Track: Cloudy / Dry

Results @ www.sportstimeservices.com

Printed: 17/07/2011 11:39:03





Thundersport GB Rounds 10 and 11

LMB Streetfighters

Snetterton 300 Circuit 2.969 Miles

Race 3

17/07/2011 11:16

Race started at 11:16:07

Lap	Lap Tm	Diff	Time of Day
(40) Keith Smith			
1	2:09.140	+5.950	11:18:17.190
2	2:05.080	+1.890	11:20:22.270
3	2:04.722	+1.532	11:22:26.992
4	2:03.190		11:24:30.182
5	2:03.775	+0.585	11:26:33.957
6	2:05.041	+1.851	11:28:38.998
7	2:06.692	+3.502	11:30:45.690
8	2:07.083	+3.893	11:32:52.773

Lap	Lap Tm	Diff	Time of Day
(85) Dave Milling			
1	2:13.243	+8.138	11:18:21.992
2	2:07.213	+2.108	11:20:29.205
3	2:06.048	+0.943	11:22:35.253
4	2:05.105		11:24:40.358
5	2:05.639	+0.534	11:26:45.997
6	2:06.259	+1.154	11:28:52.256
7	2:06.182	+1.077	11:30:58.438
8	2:07.426	+2.321	11:33:05.864

Lap	Lap Tm	Diff	Time of Day
(12) Lee Hardy			
1	2:11.918	+5.690	11:18:20.234
2	2:07.741	+1.513	11:20:27.975
3	2:06.922	+0.694	11:22:34.897
4	2:06.789	+0.561	11:24:41.686
5	2:06.406	+0.178	11:26:48.092
6	2:06.228		11:28:54.320
7	2:07.334	+1.106	11:31:01.654
8	2:07.115	+0.887	11:33:08.769

Lap	Lap Tm	Diff	Time of Day
(52) Sean Goldsmith			
1	2:13.198	+6.174	11:18:20.977
2	2:08.787	+1.763	11:20:29.764
3	2:08.237	+1.213	11:22:38.001
4	2:07.234	+0.210	11:24:45.235
5	2:08.497	+1.473	11:26:53.732
6	2:07.642	+0.618	11:29:01.374
7	2:08.978	+1.954	11:31:10.352
8	2:07.024		11:33:17.376

Lap	Lap Tm	Diff	Time of Day
(30) Barry Utting			
1	2:14.146	+6.614	11:18:22.308
2	2:07.728	+0.196	11:20:30.036
3	2:08.263	+0.731	11:22:38.299
4	2:07.596	+0.064	11:24:45.895
5	2:07.927	+0.395	11:26:53.822
6	2:07.892	+0.360	11:29:01.714
7	2:08.414	+0.882	11:31:10.128
8	2:07.532		11:33:17.660

Lap	Lap Tm	Diff	Time of Day
(64) Chris Dixon			
1	2:17.472	+10.106	11:18:26.877
2	2:11.520	+4.154	11:20:38.397
3	2:10.472	+3.106	11:22:48.869
4	2:10.129	+2.763	11:24:58.998
5	2:09.376	+2.010	11:27:08.374
6	2:10.322	+2.956	11:29:18.696
7	2:08.309	+0.943	11:31:27.005
8	2:07.366		11:33:34.371

Lap	Lap Tm	Diff	Time of Day
(56) Steve Bradbury			
1	2:18.594	+11.492	11:18:27.868
2	2:10.784	+3.682	11:20:38.652
3	2:10.432	+3.330	11:22:49.084
4	2:10.049	+2.947	11:24:59.133
5	2:09.710	+2.608	11:27:08.843
6	2:09.662	+2.560	11:29:18.505
7	2:09.004	+1.902	11:31:27.509
8	2:07.102		11:33:34.611

Lap	Lap Tm	Diff	Time of Day
(77) Nigel Davis			
1	2:17.503	+5.822	11:18:26.490
2	2:12.043	+0.362	11:20:38.533
3	2:11.964	+0.283	11:22:50.497
4	2:11.681		11:25:02.178
5	2:11.816	+0.135	11:27:13.994
6	2:12.005	+0.324	11:29:25.999
7	2:12.306	+0.625	11:31:38.305
8	2:12.345	+0.664	11:33:50.650

Lap	Lap Tm	Diff	Time of Day
(17) Rob Norman			
1	2:20.679	+9.502	11:18:29.661
2	2:13.265	+2.088	11:20:42.926
3	2:13.596	+2.419	11:22:56.522
4	2:13.536	+2.359	11:25:10.058
5	2:11.177		11:27:21.235
6	2:12.110	+0.933	11:29:33.345
7	2:12.651	+1.474	11:31:45.996
8	2:11.292	+0.115	11:33:57.288

Lap	Lap Tm	Diff	Time of Day
(21) Chris Pickersgill			
1	2:18.474	+7.217	11:18:28.061
2	2:12.580	+1.323	11:20:40.641
3	2:13.706	+2.449	11:22:54.347
4	2:12.720	+1.463	11:25:07.067
5	2:12.839	+1.582	11:27:19.906
6	2:12.993	+1.736	11:29:32.899
7	2:13.464	+2.207	11:31:46.363
8	2:11.257		11:33:57.620

Lap	Lap Tm	Diff	Time of Day
(86) Gary Cooke			
1	2:18.796	+5.371	11:18:28.420
2	2:13.425		11:20:41.845
3	2:13.436	+0.011	11:22:55.281
4	2:14.062	+0.637	11:25:09.343
5	2:15.003	+1.578	11:27:24.346
6	2:14.320	+0.895	11:29:38.666
7	2:13.523	+0.098	11:31:52.189
8	2:13.858	+0.433	11:34:06.047

Lap	Lap Tm	Diff	Time of Day
(7) Duncan MacMillan			
1	2:17.643	+4.003	11:18:27.078
2	2:14.385	+0.745	11:20:41.463
3	2:15.190	+1.550	11:22:56.653
4	2:13.640		11:25:10.293
5	2:14.706	+1.066	11:27:24.999
6	2:14.808	+1.168	11:29:39.807
7	2:13.799	+0.159	11:31:53.606
8	2:13.653	+0.013	11:34:07.259

Lap	Lap Tm	Diff	Time of Day
(14) Brad Davey			

Lap	Lap Tm	Diff	Time of Day
1	2:21.364	+7.174	11:18:30.583
2	2:14.620	+0.430	11:20:45.203
3	2:14.287	+0.097	11:22:59.490
4	2:14.413	+0.223	11:25:13.903
5	2:14.248	+0.058	11:27:28.151
6	2:14.190		11:29:42.341
7	2:14.756	+0.566	11:31:57.097
8	2:14.304	+0.114	11:34:11.401

Lap	Lap Tm	Diff	Time of Day
(98) Robert Pragnell			
1	2:21.432	+6.609	11:18:31.328
2	2:14.823		11:20:46.151
3	2:15.137	+0.314	11:23:01.288
4	2:19.140	+4.317	11:25:20.428
5	2:18.473	+3.650	11:27:38.901
6	2:17.676	+2.853	11:29:56.577
7	2:17.602	+2.779	11:32:14.179
8	2:19.382	+4.559	11:34:33.561

Lap	Lap Tm	Diff	Time of Day
(54) Brent Millage			
1	2:23.593	+5.440	11:18:34.317
2	2:18.153		11:20:52.470
3	2:19.336	+1.183	11:23:11.806
4	2:19.138	+0.985	11:25:30.944
5	2:18.326	+0.173	11:27:49.270
6	2:20.176	+2.023	11:30:09.446
7	2:19.263	+1.110	11:32:28.709
8	2:19.414	+1.261	11:34:48.123

Lap	Lap Tm	Diff	Time of Day
(27) Barry Rudge			
1	2:23.541	+6.238	11:18:33.435
2	2:20.571	+3.268	11:20:54.006
3	2:20.723	+3.420	11:23:14.729
4	2:19.431	+2.128	11:25:34.160
5	2:19.404	+2.101	11:27:53.564
6	2:19.146	+1.843	11:30:12.710
7	2:19.951	+2.648	11:32:32.661
8	2:17.303		11:34:49.964

Lap	Lap Tm	Diff	Time of Day
(29) Martyn Smith			
1	2:24.539	+6.608	11:18:34.753
2	2:19.408	+1.477	11:20:54.161
3	2:20.135	+2.204	11:23:14.296
4	2:21.191	+3.260	11:25:35.487
5	2:20.312	+2.381	11:27:55.799
6	2:19.014	+1.083	11:30:14.813
7	2:17.931		11:32:32.744
8	2:18.408	+0.477	11:34:51.152

Lap	Lap Tm	Diff	Time of Day
(115) Keith Warren			
1	2:24.415	+5.211	11:18:34.543
2	2:20.685	+1.481	11:20:55.228
3	2:20.443	+1.239	11:23:15.671
4	2:20.758	+1.554	11:25:36.429
5	2:20.466	+1.262	11:27:56.895
6	2:20.319	+1.115	11:30:17.214
7	2:19.204		11:32:36.418
8	2:22.752	+3.548	11:34:59.170

Lap	Lap Tm	Diff	Time of Day
(24) Simon Matthews			
1	2:35.216	+9.338	11:18:45.889

Chief of Timing & Scoring:

Race Director:

Weather/Track: Cloudy / Dry

Results @ www.sportstimingservices.com





Thundersport GB Rounds 10 and 11

LMB Streetfighters

Snetterton 300 Circuit 2.969 Miles

Race 3

17/07/2011 11:16

Race started at 11:16:07

Lap	Lap Tm	Diff	Time of Day
2	2:28.151	+2.273	11:21:14.040
3	2:27.606	+1.728	11:23:41.646
4	2:26.860	+0.982	11:26:08.506
5	2:25.878		11:28:34.384
6	2:29.664	+3.786	11:31:04.048
7	2:31.634	+5.756	11:33:35.682

(8) Mark Lumb

1	2:35.107	+3.716	11:18:45.595
2	2:33.796	+2.405	11:21:19.391
3	2:32.409	+1.018	11:23:51.800
4	2:32.098	+0.707	11:26:23.898
5	2:31.391		11:28:55.289
6	2:32.367	+0.976	11:31:27.656
7	2:31.915	+0.524	11:33:59.571

(45) Andrew Castle

1	2:41.536	+6.971	11:18:52.376
2	2:34.565		11:21:26.941
3	2:35.005	+0.440	11:24:01.946
4	2:37.869	+3.304	11:26:39.815
5	2:38.129	+3.564	11:29:17.944
6	2:39.352	+4.787	11:31:57.296
7	2:38.925	+4.360	11:34:36.221

(177) Gary Paul

1	2:25.705	+4.916	11:18:36.206
2	2:20.789		11:20:56.995
3	2:22.952	+2.163	11:23:19.947

(46) James Flood

1	2:49.011	+2.124	11:19:00.222
2	2:46.887		11:21:47.109
3	2:46.991	+0.104	11:24:34.100

Lap Lap Tm Diff Time of Day

Lap Lap Tm Diff Time of Day

Chief of Timing & Scoring:

Race Director:

Weather/Track: Cloudy / Dry

Results @ www.sportstimingsservices.com

Printed: 17/07/2011 11:39:47





Thundersport GB Rounds 10 and 11

Sorted on Laps

LMB Streetfighters

Snetterton 300 Circuit 2.969 Miles

Race 11

17/07/2011 15:45

Race started at 15:45:46

Pos	No.	Name	Bike	CC	Laps	Total Tm	Diff	Gap	Best Tm	Best Spd	Avg. Spd	Start Pos
1	85	Dave Milling	Aprilia	1000 A	8	17:19.264			2:07.183	84.037	82.274	5
2	30	Barry Utting	Honda	600 B	8	17:20.071	0.807	0.807	2:07.507	83.823	82.210	11
3	40	Keith Smith	Aprilia	1000 A	8	17:20.217	0.953	0.146	2:07.530	83.808	82.199	4
4	12	Lee Hardy	Suzuki	750 A	8	17:55.493	36.229	35.276	2:12.579	80.616	79.502	3
5	77	Nigel Davis	Yamaha	600 B	8	17:57.927	38.663	2.434	2:13.024	80.347	79.323	10
6	17	Rob Norman	Honda	600 B	8	18:07.359	48.095	9.432	2:12.926	80.406	78.635	7
7	21	Chris Pickersgill	Triumph	600 B	8	18:18.405	59.141	11.046	2:13.874	79.837	77.844	17
8	14	Brad Davey	Aprilia	550 C	8	18:23.673	1:04.409	5.268	2:15.135	79.092	77.473	9
9	7	Duncan MacMillan	KTM	690 C	8	18:57.184	1:37.920	33.511	2:17.407	77.784	75.190	0
B 10	86	Gary Cooke	Yamaha	1000 A	8	19:05.546	1:46.282	8.362	2:14.690	79.353	74.641	21
11	27	Barry Rudge	Honda	600 B	8	19:05.930	1:46.666	0.384	2:21.259	75.663	74.616	20
12	29	Martyn Smith	Honda	600 B	8	19:10.643	1:51.379	4.713	2:21.561	75.501	74.310	18
13	98	Robert Pragnell	Suzuki	600 B	8	19:12.271	1:53.007	1.628	2:20.982	75.811	74.205	23
14	115	Keith Warren	KTM	690 C	8	19:13.654	1:54.390	1.383	2:22.363	75.076	74.116	12
A 15	54	Brent Millage	Yamaha	600 A	8	19:40.596	2:21.332	26.942	2:25.823	73.295	72.425	16
16	177	Gary Paul	KTM	660 C	7	17:22.731	1 Lap	1 Lap	2:26.035	73.188	71.750	14
17	45	Andrew Castle	Honda	600 B	7	18:48.257	1 Lap	1:25.526	2:38.524	67.422	66.311	19
18	8	Mark Lumb	Ducati	748 B	7	18:54.048	1 Lap	5.791	2:38.437	67.459	65.973	22

Not classified

DNF	56	Steve Bradbury	Aprilia	1000 A	7	15:51.845	DNF		2:13.828	79.864	78.601	6
DNF	52	Sean Goldsmith	MV August	750 A	1	2:16.851	DNF		2:16.208	78.469	78.100	8

Margin of Victory	Avg. Speed	Best Lap Tm	Best Spd	Best Lap by
0.807	82.274	2:07.183	84.037	85 - Dave Milling

Chief of Timing & Scoring:

Race Director:

Weather/Track: Cloudy / Dry

Results @ www.sportstimingsservices.com





Thundersport GB Rounds 10 and 11

Lapchart

LMB Streetfighters

Snetterton 300 Circuit 2.969 Miles

Race 11

17/07/2011 15:45

Race started at 15:45:46

Competitors

Laps

	0	1	2	3	4	5	6	7	8	
Barry Utting (30)	1	30	52	85	40	40	40	85	85	85
Keith Smith (40)	2	40	12	40	85	85	85	40	40	30
Sean Goldsmith (52)	3	52	85	30	30	30	30	30	30	40
Lee Hardy (12)	4	12	40	12	12	12	12	12	12	12
Dave Milling (85)	5	85	30	77	77	77	77	77	77	77
Rob Norman (17)	6	17	56	56	56	56	56	56	56	17
Nigel Davis (77)	7	77	77	17	17	17	17	17	17	21
Steve Bradbury (56)	8	56	14	14	21	21	14	14	21	14
Brad Davey (14)	9	14	17	21	14	14	21	21	14	7
Duncan MacMillan (7)	10	7	21	7	7	7	7	7	7	86
Chris Pickersgill (21)	11	21	7	115	115	115	27	27	27	27
Gary Cooke (86)	12	86	115	98	98	27	115	29	98	29
Robert Pragnell (98)	13	98	98	29	27	98	29	115	29	98
Barry Rudge (27)	14	27	29	27	29	29	86	98	115	115
Keith Warren (115)	15	115	27	54	54	86	98	86	86	54
Martyn Smith (29)	16	29	177	86	86	54	54	54	54	
Gary Paul (177)	17	177	54	177	177	177	177	177	177	
Mark Lumb (8)	18	8	86	45	45	45	45	45	45	
Brent Millage (54)	19	54	45	8	8	8	8	8	8	
Andrew Castle (45)	20	45	8							

Chief of Timing & Scoring:

Race Director:

Weather/Track: Cloudy / Dry

Results @ www.sportstimeservices.com

Printed: 17/07/2011 16:11:11





Thundersport GB Rounds 10 and 11

LMB Streetfighters

Snetterton 300 Circuit 2.969 Miles

Race 11

17/07/2011 15:45

Race started at 15:45:46

Lap	Lap Tm	Diff	Time of Day
(85) Dave Milling			
1	2:17.185	+10.002	15:48:05.921
2	2:09.958	+2.775	15:50:15.879
3	2:10.049	+2.866	15:52:25.928
4	2:08.473	+1.290	15:54:34.401
5	2:08.129	+0.946	15:56:42.530
6	2:07.183		15:58:49.713
7	2:07.901	+0.718	16:00:57.614
8	2:08.311	+1.128	16:03:05.925
(30) Barry Utting			
1	2:19.996	+12.489	15:48:06.657
2	2:11.664	+4.157	15:50:18.321
3	2:09.185	+1.678	15:52:27.506
4	2:08.128	+0.621	15:54:35.634
5	2:07.900	+0.393	15:56:43.534
6	2:07.992	+0.485	15:58:51.526
7	2:07.507		16:00:59.033
8	2:07.699	+0.192	16:03:06.732
(40) Keith Smith			
1	2:19.025	+11.495	15:48:06.147
2	2:09.768	+2.238	15:50:15.915
3	2:07.530		15:52:23.445
4	2:07.598	+0.068	15:54:31.043
5	2:09.802	+2.272	15:56:40.845
6	2:09.096	+1.566	15:58:49.941
7	2:08.588	+1.058	16:00:58.529
8	2:08.349	+0.819	16:03:06.878
(12) Lee Hardy			
1	2:17.917	+5.338	15:48:05.598
2	2:15.173	+2.594	15:50:20.771
3	2:14.583	+2.004	15:52:35.354
4	2:13.131	+0.552	15:54:48.485
5	2:12.579		15:57:01.064
6	2:13.549	+0.970	15:59:14.613
7	2:14.385	+1.806	16:01:28.998
8	2:13.156	+0.577	16:03:42.154
(77) Nigel Davis			
1	2:19.790	+6.766	15:48:09.066
2	2:13.949	+0.925	15:50:23.015
3	2:13.734	+0.710	15:52:36.749
4	2:13.347	+0.323	15:54:50.096
5	2:13.024		15:57:03.120
6	2:13.478	+0.454	15:59:16.598
7	2:14.060	+1.036	16:01:30.658
8	2:13.930	+0.906	16:03:44.588
(17) Rob Norman			
1	2:25.109	+12.183	15:48:14.137
2	2:16.567	+3.641	15:50:30.704
3	2:14.699	+1.773	15:52:45.403
4	2:14.285	+1.359	15:54:59.688
5	2:13.111	+0.185	15:57:12.799
6	2:12.926		15:59:25.725
7	2:14.449	+1.523	16:01:40.174
8	2:13.846	+0.920	16:03:54.020

Lap	Lap Tm	Diff	Time of Day
(21) Chris Pickersgill			
1	2:25.521	+11.647	15:48:15.156
2	2:17.153	+3.279	15:50:32.309
3	2:15.097	+1.223	15:52:47.406
4	2:16.195	+2.321	15:55:03.601
5	2:17.297	+3.423	15:57:20.898
6	2:14.523	+0.649	15:59:35.421
7	2:15.771	+1.897	16:01:51.192
8	2:13.874		16:04:05.066
(14) Brad Davey			
1	2:24.344	+9.209	15:48:13.860
2	2:17.902	+2.767	15:50:31.762
3	2:16.560	+1.425	15:52:48.322
4	2:15.850	+0.715	15:55:04.172
5	2:15.783	+0.648	15:57:19.955
6	2:15.135		15:59:35.090
7	2:17.968	+2.833	16:01:53.058
8	2:17.276	+2.141	16:04:10.334
(7) Duncan MacMillan			
1	2:25.647	+8.240	15:48:15.176
2	2:18.035	+0.628	15:50:33.211
3	2:17.640	+0.233	15:52:50.851
4	2:17.407		15:55:08.258
5	2:19.480	+2.073	15:57:27.738
6	2:25.299	+7.892	15:59:53.037
7	2:25.484	+8.077	16:02:18.521
8	2:25.324	+7.917	16:04:43.845
(86) Gary Cooke			
1	2:34.154	+19.464	15:48:23.990
2	2:25.879	+11.189	15:50:49.869
3	2:25.783	+11.093	15:53:15.652
4	2:20.424	+5.734	15:55:36.076
5	2:15.781	+1.091	15:57:51.857
6	2:30.221	+15.531	16:00:22.078
7	2:15.439	+0.749	16:02:37.517
8	2:14.690		16:04:52.207
(27) Barry Rudge			
1	2:29.713	+8.454	15:48:19.790
2	2:23.648	+2.389	15:50:43.438
3	2:21.282	+0.023	15:53:04.720
4	2:21.611	+0.352	15:55:26.331
5	2:21.259		15:57:47.590
6	2:21.409	+0.150	16:00:08.999
7	2:21.414	+0.155	16:02:30.413
8	2:22.178	+0.919	16:04:52.591
(29) Martyn Smith			
1	2:29.233	+7.672	15:48:19.675
2	2:22.713	+1.152	15:50:42.388
3	2:23.200	+1.639	15:53:05.588
4	2:22.466	+0.905	15:55:28.054
5	2:23.404	+1.843	15:57:51.458
6	2:21.733	+0.172	16:00:13.191
7	2:22.552	+0.991	16:02:35.743
8	2:21.561		16:04:57.304
(98) Robert Pragnell			

Lap	Lap Tm	Diff	Time of Day
(115) Keith Warren			
1	2:27.990	+7.008	15:48:17.383
2	2:22.856	+1.874	15:50:40.836
3	2:23.372	+2.390	15:53:04.208
4	2:23.228	+2.246	15:55:27.436
5	2:24.523	+3.541	15:57:51.959
6	2:22.733	+1.751	16:00:14.692
7	2:20.982		16:02:35.674
8	2:23.258	+2.276	16:04:58.932
(54) Brent Millage			
1	2:27.145	+4.782	15:48:17.383
2	2:22.363		15:50:39.746
3	2:22.911	+0.548	15:53:02.657
4	2:23.054	+0.691	15:55:25.711
5	2:24.065	+1.702	15:57:49.776
6	2:24.735	+2.372	16:00:14.511
7	2:22.805	+0.442	16:02:37.316
8	2:22.999	+0.636	16:05:00.315
(177) Gary Paul			
1	2:31.141	+5.106	15:48:21.632
2	2:29.074	+3.039	15:50:50.706
3	2:26.792	+0.757	15:53:17.498
4	2:26.035		15:55:43.533
5	2:27.285	+1.250	15:58:10.818
6	2:28.495	+2.460	16:00:39.313
7	2:30.079	+4.044	16:03:09.392
(45) Andrew Castle			
1	2:42.750	+4.226	15:48:34.030
2	2:40.379	+1.855	15:51:14.409
3	2:40.259	+1.735	15:53:54.668
4	2:38.524		15:56:33.192
5	2:39.700	+1.176	15:59:12.892
6	2:40.546	+2.022	16:01:53.438
7	2:41.480	+2.956	16:04:34.918
(8) Mark Lumb			
1	2:46.506	+8.069	15:48:37.140
2	2:43.486	+5.049	15:51:20.626
3	2:40.487	+2.050	15:54:01.113
4	2:38.758	+0.321	15:56:39.871
5	2:41.622	+3.185	15:59:21.493
6	2:40.779	+2.342	16:02:02.272
7	2:38.437		16:04:40.709
(56) Steve Bradbury			
1	2:19.293	+5.465	15:48:08.643
2	2:15.401	+1.573	15:50:24.044
3	2:13.828		15:52:37.872
4	2:14.289	+0.461	15:54:52.161

Chief of Timing & Scoring:

Race Director:

Weather/Track: Cloudy / Dry

Results @ www.sportstimingservices.com





Thundersport GB Rounds 10 and 11

LMB Streetfighters

Snetterton 300 Circuit 2.969 Miles

Race 11

17/07/2011 15:45

Race started at 15:45:46

Lap	Lap Tm	Diff	Time of Day
5	2:14.811	+0.983	15:57:06.972
6	2:15.539	+1.711	15:59:22.511
7	2:15.995	+2.167	16:01:38.506
<hr/>			
(52) Sean Goldsmith			
1	2:16.208		15:48:03.512

Lap	Lap Tm	Diff	Time of Day
-----	--------	------	-------------

Lap	Lap Tm	Diff	Time of Day
-----	--------	------	-------------

Chief of Timing & Scoring:

Race Director:

Weather/Track: Cloudy / Dry

Results @ www.sportstimeservices.com

Printed: 17/07/2011 16:11:44





Thundersport GB Rounds 10 and 11

Sorted on Best Lap time

MAL F600

Snetterton 300 Circuit 2.969 Miles

Qualifying

16/07/2011 09:24

Practice started at 9:24:31

Pos	No.	Name	Bike	CC	Best Tm	Best Spd	Gap	Diff - Ldr.	In Lap	2nd Best
1	22	Richard McNeil	Suzuki	600	2:11.654	81.183			7	2:12.710
2	14	Ben Field	Honda	600	2:12.736	80.521	1.082	1.082	8	2:17.058
3	16	Craig Sproston	Yamaha	600	2:13.072	80.318	0.336	1.418	6	2:15.706
4	96	Callum O'Shea	Honda	600	2:13.691	79.946	0.619	2.037	8	2:14.530
5	51	Adam Oliver	Honda	600	2:15.617	78.810	1.926	3.963	8	2:17.383
6	34	Chris Mort	Triumph	675	2:15.968	78.607	0.351	4.314	8	2:16.472
7	60	Simon Braby	Yamaha	600	2:18.083	77.403	2.115	6.429	8	2:18.594
8	117	Ed Pead	Suzuki	600	2:18.394	77.229	0.311	6.740	8	2:18.783
9	4	Tom McHale	Honda	600	2:18.533	77.152	0.139	6.879	7	2:18.781
10	35	Mark Parbury	Kawasaki	600	2:22.071	75.230	3.538	10.417	7	2:23.127
11	21	Simon Critchlow	Triumph	675	2:22.491	75.009	0.420	10.837	8	2:24.592
12	212	Pete Weston	Kawasaki	600	2:22.978	74.753	0.487	11.324	8	2:23.065
13	7	Marcus Woodbine	Triumph	675	2:25.016	73.702	2.038	13.362	8	2:26.228
14	76	Dan Shailer	Honda	600	2:26.676	72.868	1.660	15.022	8	2:28.994
15	55	Paul Dunne	Suzuki	600	2:32.844	69.928	6.168	21.190	6	2:33.468
16	95	Nick Blackmore	Yamaha	600	2:35.058	68.929	2.214	23.404	7	2:36.505
17	43	Chris Wilkinson	Yamaha	600	2:40.033	66.786	4.975	28.379	4	2:42.259
18	26	Dave Wood	Triumph	675		-			0	
19	66	Mark Buckley	Kawasaki	600		-			0	

Announcements

Chief of Timing & Scoring:

Race Director:

Weather/Track: Raining/Wet

Results @ www.sportstimeservices.com

Printed: 16/07/2011 09:51:02





Thundersport GB Rounds 10 and 11

MAL Formula 600

Snetterton 300 Circuit 2.969 Miles

Race 9 (Superpole)

16/07/2011

Race

POLE POSITION

	1	2	3	4
1	22	14	16	96
2	51	34	60	117
3	4	35	21	212
4	7	76	55	95
5	43	26	66	

Chief of Timing & Scoring:

Race Director:

Weather/Track:

Results @ www.sportstimeservices.com

Printed: 16/07/2011 10:00:26





Thundersport GB Rounds 10 and 11

Sorted on Laps

MAL Formula 600

Snetterton 300 Circuit 2.969 Miles

Race 9 (Superpole)

16/07/2011 16:51

Race started at 16:51:52

Pos	No.	Name	Bike	CC	Laps	Total Tm	Diff	Gap	Best Tm	Best Spd	Avg. Spd	Start Pos
1	22	Richard McNeil	Suzuki	600	7	15:22.041			2:09.703	82.404	81.142	1
2	34	Chris Mort	Triumph	675	7	15:36.323	14.282	14.282	2:11.897	81.033	79.904	6
3	16	Craig Sproston	Yamaha	600	7	15:44.350	22.309	8.027	2:11.997	80.972	79.225	3
4	14	Ben Field	Honda	600	7	15:50.026	27.985	5.676	2:12.894	80.425	78.752	2
5	4	Tom McHale	Honda	600	7	15:54.095	32.054	4.069	2:12.938	80.399	78.416	9
6	96	Callum O'Shea	Honda	600	7	16:00.199	38.158	6.104	2:15.150	79.083	77.917	4
7	51	Adam Oliver	Honda	600	7	16:06.688	44.647	6.489	2:16.020	78.577	77.394	5
8	60	Simon Braby	Yamaha	600	7	16:08.389	46.348	1.701	2:14.365	79.545	77.258	7
9	117	Ed Pead	Suzuki	600	7	16:11.322	49.281	2.933	2:15.460	78.902	77.025	8
10	21	Simon Critchlow	Triumph	675	7	16:29.928	1:07.887	18.606	2:18.436	77.206	75.577	11
11	35	Mark Parbury	Kawasaki	600	7	16:32.418	1:10.377	2.490	2:18.920	76.937	75.388	10
12	212	Pete Weston	Kawasaki	600	7	16:57.228	1:35.187	24.810	2:20.877	75.868	73.549	12
13	76	Dan Shailer	Honda	600	7	17:04.676	1:42.635	7.448	2:22.978	74.753	73.015	14
14	7	Marcus Woodbine	Triumph	675	7	17:04.823	1:42.782	0.147	2:23.162	74.657	73.004	13
15	95	Nick Blackmore	Yamaha	600	6	15:33.638	1 Lap	1 Lap	2:31.940	70.344	68.686	16
16	43	Chris Wilkinson	Yamaha	600	6	16:02.526	1 Lap	28.888	2:37.658	67.793	66.625	17

Not classified

DNF	55	Paul Dunne	Suzuki	600		3.378	DNF		-	-		15
-----	----	------------	--------	-----	--	-------	-----	--	---	---	--	----

Margin of Victory	Avg. Speed	Best Lap Tm	Best Spd	Best Lap by
14.282	81.142	2:09.703	82.404	22 - Richard McNeil

Chief of Timing & Scoring:

Race Director:

Weather/Track: Cloudy/Wet

Results @ www.sportstimeservices.com





Thundersport GB Rounds 10 and 11

Lapchart

MAL Formula 600

Snetterton 300 Circuit 2.969 Miles

Race 9 (Superpole)

16/07/2011 16:51

Race started at 16:51:52

Competitors

Laps

	0	1	2	3	4	5	6	7
Craig Sproston (16)	1	16	22	22	22	22	22	22
Ben Field (14)	2	14	14	34	34	34	34	34
Richard McNeil (22)	3	22	34	16	16	16	16	16
Callum O'Shea (96)	4	96	16	14	14	14	14	14
Adam Oliver (51)	5	51	96	96	96	4	4	4
Chris Mort (34)	6	34	51	51	51	4	96	96
Tom McHale (4)	7	4	4	4	4	51	51	51
Simon Braby (60)	8	60	60	60	60	60	60	60
Ed Pead (117)	9	117	117	117	117	117	117	117
Simon Critchlow (21)	10	21	21	21	21	21	21	21
Mark Parbury (35)	11	35	35	35	35	35	35	35
Pete Weston (212)	12	212	7	7	212	212	212	212
Marcus Woodbine (7)	13	7	212	212	7	7	7	76
Dan Shailer (76)	14	76	76	76	76	76	76	7
Paul Dunne (55)	15	55	95	95	95	95	95	95
Chris Wilkinson (43)	16	43	43	43	43	43	43	43
Nick Blackmore (95)	17	95						

Chief of Timing & Scoring:

Race Director:

Weather/Track: Cloudy/Wet

Results @ www.sportstimeservices.com

Printed: 16/07/2011 17:32:05





Thundersport GB Rounds 10 and 11

MAL Formula 600

Snetterton 300 Circuit 2.969 Miles

Race 9 (Superpole)

16/07/2011 16:51

Race started at 16:51:52

Lap	Lap Tm	Diff	Time of Day
(22) Richard McNeil			
1	2:19.125	+9.422	16:54:11.937
2	2:10.085	+0.382	16:56:22.022
3	2:09.904	+0.201	16:58:31.926
4	2:09.703		17:00:41.629
5	2:09.818	+0.115	17:02:51.447
6	2:11.045	+1.342	17:05:02.492
7	2:11.907	+2.204	17:07:14.399

Lap	Lap Tm	Diff	Time of Day
(34) Chris Mort			
1	2:19.162	+7.265	16:54:13.294
2	2:13.688	+1.791	16:56:26.982
3	2:12.771	+0.874	16:58:39.753
4	2:12.014	+0.117	17:00:51.767
5	2:12.764	+0.867	17:03:04.531
6	2:11.897		17:05:16.428
7	2:12.253	+0.356	17:07:28.681

Lap	Lap Tm	Diff	Time of Day
(16) Craig Sproston			
1	2:21.657	+9.660	16:54:14.015
2	2:14.193	+2.196	16:56:28.208
3	2:13.059	+1.062	16:58:41.267
4	2:12.621	+0.624	17:00:53.888
5	2:12.531	+0.534	17:03:06.419
6	2:11.997		17:05:18.416
7	2:18.292	+6.295	17:07:36.708

Lap	Lap Tm	Diff	Time of Day
(14) Ben Field			
1	2:20.504	+7.610	16:54:13.074
2	2:16.573	+3.679	16:56:29.647
3	2:14.599	+1.705	16:58:44.246
4	2:14.138	+1.244	17:00:58.384
5	2:13.837	+0.943	17:03:12.221
6	2:12.894		17:05:25.115
7	2:17.269	+4.375	17:07:42.384

Lap	Lap Tm	Diff	Time of Day
(4) Tom McHale			
1	2:22.538	+9.600	16:54:16.821
2	2:16.457	+3.519	16:56:33.278
3	2:16.632	+3.694	16:58:49.910
4	2:15.581	+2.643	17:01:05.491
5	2:13.332	+0.394	17:03:18.823
6	2:12.938		17:05:31.761
7	2:14.692	+1.754	17:07:46.453

Lap	Lap Tm	Diff	Time of Day
(96) Callum O'Shea			
1	2:21.672	+6.522	16:54:15.434
2	2:17.262	+2.112	16:56:32.696
3	2:16.957	+1.807	16:58:49.653
4	2:15.788	+0.638	17:01:05.441
5	2:15.156	+0.006	17:03:20.597
6	2:15.150		17:05:35.747
7	2:16.810	+1.660	17:07:52.557

Lap	Lap Tm	Diff	Time of Day
(51) Adam Oliver			
1	2:22.872	+6.852	16:54:16.678
2	2:16.354	+0.334	16:56:33.032
3	2:16.842	+0.822	16:58:49.874
4	2:17.396	+1.376	17:01:07.270
5	2:16.020		17:03:23.290

Lap	Lap Tm	Diff	Time of Day
6	2:17.429	+1.409	17:05:40.719
7	2:18.327	+2.307	17:07:59.046

Lap	Lap Tm	Diff	Time of Day
(60) Simon Braby			
1	2:25.363	+10.998	16:54:19.789
2	2:19.470	+5.105	16:56:39.259
3	2:18.018	+3.653	16:58:57.277
4	2:17.010	+2.645	17:01:14.287
5	2:16.104	+1.739	17:03:30.391
6	2:15.991	+1.626	17:05:46.382
7	2:14.365		17:08:00.747

Lap	Lap Tm	Diff	Time of Day
(117) Ed Pead			
1	2:26.536	+11.076	16:54:21.174
2	2:19.040	+3.580	16:56:40.214
3	2:17.595	+2.135	16:58:57.809
4	2:17.876	+2.416	17:01:15.685
5	2:16.727	+1.267	17:03:32.412
6	2:15.808	+0.348	17:05:48.220
7	2:15.460		17:08:03.680

Lap	Lap Tm	Diff	Time of Day
(21) Simon Critchlow			
1	2:27.094	+8.658	16:54:21.989
2	2:21.813	+3.377	16:56:43.802
3	2:21.033	+2.597	16:59:04.835
4	2:20.547	+2.111	17:01:25.382
5	2:18.436		17:03:43.818
6	2:18.735	+0.299	17:06:02.553
7	2:19.733	+1.297	17:08:22.286

Lap	Lap Tm	Diff	Time of Day
(35) Mark Parbury			
1	2:29.363	+10.443	16:54:24.277
2	2:22.203	+3.283	16:56:46.480
3	2:20.187	+1.267	16:59:06.667
4	2:19.517	+0.597	17:01:26.184
5	2:19.259	+0.339	17:03:45.443
6	2:18.920		17:06:04.363
7	2:20.413	+1.493	17:08:24.776

Lap	Lap Tm	Diff	Time of Day
(212) Pete Weston			
1	2:33.878	+13.001	16:54:28.895
2	2:26.709	+5.832	16:56:55.604
3	2:26.150	+5.273	16:59:21.754
4	2:24.653	+3.776	17:01:46.407
5	2:20.877		17:04:07.284
6	2:21.035	+0.158	17:06:28.319
7	2:21.267	+0.390	17:08:49.586

Lap	Lap Tm	Diff	Time of Day
(76) Dan Shaller			
1	2:34.526	+11.548	16:54:29.816
2	2:27.862	+4.884	16:56:57.678
3	2:26.195	+3.217	16:59:23.873
4	2:23.854	+0.876	17:01:47.727
5	2:23.214	+0.236	17:04:10.941
6	2:23.115	+0.137	17:06:34.056
7	2:22.978		17:08:57.034

Lap	Lap Tm	Diff	Time of Day
(7) Marcus Woodbine			
1	2:33.518	+10.356	16:54:28.787
2	2:26.810	+3.648	16:56:55.597
3	2:26.200	+3.038	16:59:21.797

Chief of Timing & Scoring:

Race Director:

Weather/Track: Cloudy/Wet

Results @ www.sportstimingservices.com





Thundersport GB Rounds 10 and 11

MAL Formula 600

Snetterton 300 Circuit 2.969 Miles

Race 7 & 15

17/07/2011

Race

POLE POSITION

	1	2	3	4
1	22	34	16	14
2	96	51	60	117
3	4	35	21	212
4	7	76	55	95
5	43	26	66	

Chief of Timing & Scoring:

Race Director:

Weather/Track:

Results @ www.sportstimeservices.com

Printed: 16/07/2011 17:16:45





Thundersport GB Rounds 10 and 11

Sorted on Best Lap time

F600

Snetterton 300 Circuit 2.969 Miles

Warm up

17/07/2011 09:19

Practice started at 9:19:34

Pos	No.	Name	Bike	CC	Best Tm	Best Spd	Gap	Diff - Ldr.	In Lap	2nd Best
1	16	Craig Sproston	Yamaha	600	1:58.882	89.905			4	1:59.903
2	14	Ben Field	Honda	600	1:59.194	89.669	0.312	0.312	4	2:01.006
3	34	Chris Mort	Triumph	675	2:00.839	88.449	1.645	1.957	4	2:01.904
4	51	Adam Oliver	Honda	600	2:02.721	87.092	1.882	3.839	4	2:03.633
5	22	Richard McNeil	Suzuki	600	2:04.292	85.991	1.571	5.410	3	2:04.876
6	117	Ed Pead	Suzuki	600	2:06.309	84.618	2.017	7.427	3	2:07.495
7	43	Chris Wilkinson	Yamaha	600	2:06.439	84.531	0.130	7.557	4	2:08.804
8	7	Marcus Woodbine	Triumph	675	2:07.059	84.119	0.620	8.177	3	2:08.648
9	4	Tom McHale	Honda	600	2:07.893	83.570	0.834	9.011	2	2:26.648
10	96	Callum O'Shea	Honda	600	2:08.426	83.223	0.533	9.544	3	2:11.694
11	21	Simon Critchlow	Triumph	675	2:08.666	83.068	0.240	9.784	3	2:10.208
12	212	Pete Weston	Kawasaki	600	2:10.318	82.015	1.652	11.436	2	2:10.774
13	60	Simon Braby	Yamaha	600	2:10.332	82.006	0.014	11.450	3	2:15.514
14	35	Mark Parbury	Kawasaki	600	2:10.417	81.953	0.085	11.535	3	2:13.836
15	55	Paul Dunne	Suzuki	600	2:21.974	75.282	11.557	23.092	3	2:24.631
16	95	Nick Blackmore	Yamaha	600	2:23.201	74.637	1.227	24.319	3	2:24.019

Announcements

*** No 7 Marcus Woodbine - please fit transponder before racing***

Chief of Timing & Scoring:

Race Director:

Weather/Track: Cloudy / Dry

Results @ www.sportstimingservices.com

Printed: 17/07/2011 09:31:56





Thundersport GB Rounds 10 and 11

Sorted on Laps

MAL Formula 600

Snetterton 300 Circuit 2.969 Miles

Race 7

17/07/2011 13:15

Race started at 13:15:47

Pos	No.	Name	Bike	CC	Laps	Total Tm	Diff	Gap	Best Tm	Best Spd	Avg. Spd	Start Pos
1	14	Ben Field	Honda	600	10	19:51.886			1:57.330	91.094	89.673	4
2	16	Craig Sproston	Yamaha	600	10	20:00.739	8.853	8.853	1:58.074	90.520	89.012	3
3	22	Richard McNeil	Suzuki	600	10	20:07.714	15.828	6.975	1:59.618	89.351	88.498	1
4	34	Chris Mort	Triumph	675	10	20:19.994	28.108	12.280	1:59.262	89.618	87.607	2
5	51	Adam Oliver	Honda	600	10	20:46.138	54.252	26.144	2:01.430	88.018	85.769	6
6	4	Tom McHale	Honda	600	10	21:03.027	1:11.141	16.889	2:02.889	86.973	84.622	9
7	7	Marcus Woodbine	Triumph	675	10	21:03.724	1:11.838	0.697	2:04.403	85.915	84.576	13
8	117	Ed Pead	Suzuki	600	10	21:04.672	1:12.786	0.948	2:04.048	86.161	84.512	8
9	60	Simon Braby	Yamaha	600	10	21:07.487	1:15.601	2.815	2:04.628	85.760	84.325	7
10	43	Chris Wilkinson	Yamaha	600	10	21:11.385	1:19.499	3.898	2:04.718	85.698	84.066	17
11	212	Pete Weston	Kawasaki	600	10	21:21.954	1:30.068	10.569	2:05.319	85.287	83.373	12
12	35	Mark Parbury	Kawasaki	600	10	21:44.082	1:52.196	22.128	2:07.638	83.737	81.958	10
13	76	Dan Shailer	Honda	600	9	19:58.898	1 Lap	1 Lap	2:10.807	81.708	80.234	14
14	95	Nick Blackmore	Yamaha	600	9	22:10.889	1 Lap	2:11.991	2:24.701	73.863	72.277	16
Not classified												
DNF	96	Callum O'Shea	Honda	600	6	12:43.844	DNF		2:05.259	85.328	83.955	5
DNF	21	Simon Critchlow	Triumph	675	3	6:29.824	DNF		2:06.068	84.780	82.253	11
DNF	55	Paul Dunne	Suzuki	600		2.471	DNF		-	-	-	15

Announcements

*** Nos 7, 22 & 51 - Weak signal from transponder - advise position correctly before next race***

Margin of Victory	Avg. Speed	Best Lap Tm	Best Spd	Best Lap by
8.853	89.673	1:57.330	91.094	14 - Ben Field

Chief of Timing & Scoring:

Race Director:

Weather/Track: Cloudy / Dry

Results @ www.sportstimingservices.com





Thundersport GB Rounds 10 and 11

Lapchart

MAL Formula 600

Snetterton 300 Circuit 2.969 Miles

Race 7

17/07/2011 13:15

Race started at 13:15:47

Competitors

Laps

	0	1	2	3	4	5	6	7	8	9	10
Chris Mort (34)	1	34	16	16	16	14	14	14	14	14	14
Craig Sproston (16)	2	16	14	14	14	16	16	16	16	16	16
Richard McNeil (22)	3	22	34	34	34	34	34	22	22	22	22
Ben Field (14)	4	14	22	22	22	22	22	34	34	34	34
Adam Oliver (51)	5	51	51	51	51	51	51	51	51	51	51
Callum O'Shea (96)	6	96	96	4	4	4	4	4	4	4	4
Tom McHale (4)	7	4	60	96	43	43	96	96	7	7	7
Ed Pead (117)	8	117	43	43	96	96	43	7	117	117	117
Simon Braby (60)	9	60	4	60	60	7	7	43	43	43	60
Mark Parbury (35)	10	35	117	7	7	60	117	117	60	60	43
Simon Critchlow (21)	11	21	21	117	117	117	60	60	212	212	212
Pete Weston (212)	12	212	212	21	21	212	212	212	35	35	35
Dan Shailer (76)	13	76	7	212	212	35	35	35	76	76	76
Marcus Woodbine (7)	14	7	35	35	35	76	76	76	95	95	95
Paul Dunne (55)	15	55	76	76	76	95	95	95			
Chris Wilkinson (43)	16	43	95	95	95						
Nick Blackmore (95)	17	95									

Chief of Timing & Scoring:

Race Director:

Weather/Track: Cloudy / Dry

Results @ www.sportstimeservices.com

Printed: 17/07/2011 13:39:54





Thundersport GB Rounds 10 and 11

MAL Formula 600

Snetterton 300 Circuit 2.969 Miles

Race 7

17/07/2011 13:15

Race started at 13:15:47

Lap	Lap Tm	Diff	Time of Day
(14) Ben Field			
1	2:03.496	+6.166	13:17:51.601
2	1:58.465	+1.135	13:19:50.066
3	1:57.341	+0.011	13:21:47.407
4	1:57.330		13:23:44.737
5	1:57.351	+0.021	13:25:42.088
6	1:57.401	+0.071	13:27:39.489
7	1:58.420	+1.090	13:29:37.909
8	1:58.474	+1.144	13:31:36.383
9	1:59.440	+2.110	13:33:35.823
10	2:03.583	+6.253	13:35:39.406

Lap	Lap Tm	Diff	Time of Day
(16) Craig Sproston			
1	2:03.378	+5.304	13:17:51.091
2	1:58.184	+0.110	13:19:49.275
3	1:58.074		13:21:47.349
4	1:58.531	+0.457	13:23:45.880
5	1:58.546	+0.472	13:25:44.426
6	1:59.486	+1.412	13:27:43.912
7	1:59.106	+1.032	13:29:43.018
8	2:00.190	+2.116	13:31:43.208
9	2:00.661	+2.587	13:33:43.869
10	2:04.390	+6.316	13:35:48.259

Lap	Lap Tm	Diff	Time of Day
(22) Richard McNeil			
1	2:04.636	+5.018	13:17:52.544
2	2:00.230	+0.612	13:19:52.774
3	1:59.650	+0.032	13:21:52.424
4	2:00.655	+1.037	13:23:53.079
5	2:00.266	+0.648	13:25:53.345
6	1:59.618		13:27:52.963
7	1:59.960	+0.342	13:29:52.923
8	2:00.535	+0.917	13:31:53.458
9	2:00.385	+0.767	13:33:53.843
10	2:01.391	+1.773	13:35:55.234

Lap	Lap Tm	Diff	Time of Day
(34) Chris Mort			
1	2:04.527	+5.265	13:17:52.047
2	1:59.773	+0.511	13:19:51.820
3	2:00.298	+1.036	13:21:52.118
4	2:00.587	+1.325	13:23:52.705
5	2:00.416	+1.154	13:25:53.121
6	2:01.458	+2.196	13:27:54.579
7	2:00.003	+0.741	13:29:54.582
8	1:59.262		13:31:53.844
9	2:00.141	+0.879	13:33:53.985
10	2:13.529	+14.267	13:36:07.514

Lap	Lap Tm	Diff	Time of Day
(51) Adam Oliver			
1	2:08.297	+6.867	13:17:56.756
2	2:03.256	+1.826	13:20:00.012
3	2:01.977	+0.547	13:22:01.989
4	2:01.430		13:24:03.419
5	2:02.864	+1.434	13:26:06.283
6	2:01.915	+0.485	13:28:08.198
7	2:03.497	+2.067	13:30:11.695
8	2:04.702	+3.272	13:32:16.397
9	2:06.485	+5.055	13:34:22.882
10	2:10.776	+9.346	13:36:33.658

Lap	Lap Tm	Diff	Time of Day
(4) Tom McHale			
1	2:12.595	+9.706	13:18:01.407
2	2:04.893	+2.004	13:20:06.300
3	2:03.471	+0.582	13:22:09.771
4	2:02.889		13:24:12.660
5	2:03.882	+0.993	13:26:16.542
6	2:03.873	+0.984	13:28:20.415
7	2:04.848	+1.959	13:30:25.263
8	2:04.851	+1.962	13:32:30.114
9	2:06.177	+3.288	13:34:36.291
10	2:14.256	+11.367	13:36:50.547

Lap	Lap Tm	Diff	Time of Day
(7) Marcus Woodbine			
1	2:14.376	+9.973	13:18:04.161
2	2:06.596	+2.193	13:20:10.757
3	2:05.707	+1.304	13:22:16.464
4	2:05.380	+0.977	13:24:21.844
5	2:04.653	+0.250	13:26:26.497
6	2:05.081	+0.678	13:28:31.578
7	2:04.831	+0.428	13:30:36.409
8	2:04.849	+0.446	13:32:41.258
9	2:04.403		13:34:45.661
10	2:05.583	+1.180	13:36:51.244

Lap	Lap Tm	Diff	Time of Day
(117) Ed Pead			
1	2:15.131	+11.083	13:18:04.019
2	2:07.173	+3.125	13:20:11.192
3	2:05.502	+1.454	13:22:16.694
4	2:06.445	+2.397	13:24:23.139
5	2:04.179	+0.131	13:26:27.318
6	2:04.622	+0.574	13:28:31.940
7	2:05.675	+1.627	13:30:37.615
8	2:04.048		13:32:41.663
9	2:04.740	+0.692	13:34:46.403
10	2:05.789	+1.741	13:36:52.192

Lap	Lap Tm	Diff	Time of Day
(60) Simon Braby			
1	2:12.126	+7.498	13:18:01.046
2	2:08.020	+3.392	13:20:09.066
3	2:06.716	+2.088	13:22:15.782
4	2:07.234	+2.606	13:24:23.016
5	2:05.709	+1.081	13:26:28.725
6	2:05.143	+0.515	13:28:33.868
7	2:04.628		13:30:38.496
8	2:04.803	+0.175	13:32:43.299
9	2:04.927	+0.299	13:34:48.226
10	2:06.781	+2.153	13:36:55.007

Lap	Lap Tm	Diff	Time of Day
(43) Chris Wilkinson			
1	2:10.806	+6.088	13:18:01.244
2	2:07.262	+2.544	13:20:08.506
3	2:05.101	+0.383	13:22:13.607
4	2:05.287	+0.569	13:24:18.894
5	2:06.185	+1.467	13:26:25.079
6	2:06.644	+1.926	13:28:31.723
7	2:06.600	+1.882	13:30:38.323
8	2:04.718		13:32:43.041
9	2:08.004	+3.286	13:34:51.045
10	2:07.860	+3.142	13:36:58.905

Lap	Lap Tm	Diff	Time of Day
(212) Pete Weston			

Lap	Lap Tm	Diff	Time of Day
1	2:14.669	+9.350	13:18:04.089
2	2:08.253	+2.934	13:20:12.342
3	2:05.790	+0.471	13:22:18.132
4	2:05.569	+0.250	13:24:23.701
5	2:05.950	+0.631	13:26:29.651
6	2:05.319		13:28:34.970
7	2:05.847	+0.528	13:30:40.817
8	2:07.368	+2.049	13:32:48.185
9	2:09.324	+4.005	13:34:57.509
10	2:11.965	+6.646	13:37:09.474

Lap	Lap Tm	Diff	Time of Day
(35) Mark Parbury			
1	2:15.720	+8.082	13:18:04.832
2	2:11.093	+3.455	13:20:15.925
3	2:08.811	+1.173	13:22:24.736
4	2:09.012	+1.374	13:24:33.748
5	2:07.876	+0.238	13:26:41.624
6	2:07.638		13:28:49.262
7	2:08.637	+0.999	13:30:57.899
8	2:07.935	+0.297	13:33:05.834
9	2:10.247	+2.609	13:35:16.081
10	2:15.521	+7.883	13:37:31.602

Lap	Lap Tm	Diff	Time of Day
(76) Dan Shailer			
1	2:17.340	+6.533	13:18:07.075
2	2:11.322	+0.515	13:20:18.397
3	2:10.807		13:22:29.204
4	2:13.235	+2.428	13:24:42.439
5	2:10.978	+0.171	13:26:53.417
6	2:11.626	+0.819	13:29:05.043
7	2:14.117	+3.310	13:31:19.160
8	2:13.288	+2.481	13:33:32.448
9	2:13.970	+3.163	13:35:46.418

Lap	Lap Tm	Diff	Time of Day
(95) Nick Blackmore			
1	2:31.094	+6.393	13:18:21.600
2	2:26.614	+1.913	13:20:48.214
3	2:25.099	+0.398	13:23:13.313
4	2:24.786	+0.085	13:25:38.099
5	2:25.000	+0.299	13:28:03.099
6	2:24.701		13:30:27.800
7	2:27.196	+2.495	13:32:54.996
8	2:28.857	+4.156	13:35:23.853
9	2:34.556	+9.855	13:37:58.409

Lap	Lap Tm	Diff	Time of Day
(96) Callum O'Shea			
1	2:12.093	+6.834	13:18:00.652
2	2:07.767	+2.508	13:20:08.419
3	2:05.716	+0.457	13:22:14.135
4	2:05.259		13:24:19.394
5	2:05.446	+0.187	13:26:24.840
6	2:06.524	+1.265	13:28:31.364

Lap	Lap Tm	Diff	Time of Day
(21) Simon Critchlow			
1	2:14.726	+8.658	13:18:04.029
2	2:07.247	+1.179	13:20:11.276
3	2:06.068		13:22:17.344

Chief of Timing & Scoring:

Race Director:

Weather/Track: Cloudy / Dry

Results @ www.sportstimingservices.com

Printed: 17/07/2011 13:40:29





Thundersport GB Rounds 11 and 12

Sorted on Laps

MAL Formula 600

Snetterton 300 Circuit 2.969 Miles

Race 15

17/07/2011 17:43

Race started at 17:43:10

Pos	No.	Name	Bike	CC	Laps	Total Tm	Diff	Gap	Best Tm	Best Spd	Avg. Spd	Start Pos
1	22	Richard McNeil	Suzuki	600	8	17:57.853			2:12.847	80.454	79.328	0
2	14	Ben Field	Honda	600	8	18:11.974	14.121	14.121	2:13.853	79.849	78.303	0
3	16	Craig Sproston	Yamaha	600	8	18:19.193	21.340	7.219	2:13.031	80.342	77.788	0
4	34	Chris Mort	Triumph	675	8	18:23.925	26.072	4.732	2:16.116	78.522	77.455	0
5	4	Tom McHale	Honda	600	8	18:34.575	36.722	10.650	2:15.398	78.938	76.715	0
6	51	Adam Oliver	Honda	600	8	18:34.960	37.107	0.385	2:14.574	79.421	76.688	0
7	117	Ed Pead	Suzuki	600	8	18:37.196	39.343	2.236	2:15.266	79.015	76.535	0
8	96	Callum O'Shea	Honda	600	8	18:55.939	58.086	18.743	2:18.822	76.991	75.272	0
9	35	Mark Parbury	Kawasaki	600	8	18:58.054	1:00.201	2.115	2:18.451	77.197	75.132	0
10	76	Dan Shailer	Honda	600	8	19:33.127	1:35.274	35.073	2:18.866	76.967	72.886	0
11	212	Pete Weston	Kawasaki	600	8	19:38.159	1:40.306	5.032	2:21.940	75.300	72.575	0

Not classified

DNF	43	Chris Wilkinson	Yamaha	600		3.903	DNF		-	-		0
-----	----	-----------------	--------	-----	--	-------	-----	--	---	---	--	---

Margin of Victory	Avg. Speed	Best Lap Tm	Best Spd	Best Lap by
14.121	79.328	2:12.847	80.454	22 - Richard McNeil

Chief of Timing & Scoring:

Race Director:

Weather/Track: Cloudy/Wet

Results @ www.sportstimeservices.com





Thundersport GB Rounds 11 and 12

Lapchart

MAL Formula 600

Snetterton 300 Circuit 2.969 Miles

Race 15

17/07/2011 17:43

Race started at 17:43:10

Competitors

Laps

	0	1	2	3	4	5	6	7	8
Craig Sproston (16)	1	16	22	22	22	22	22	22	22
Chris Mort (34)	2	34	14	14	14	14	14	14	14
Richard McNeil (22)	3	22	34	34	34	34	16	16	16
Ben Field (14)	4	14	16	16	16	16	34	34	34
Callum O'Shea (96)	5	96	96	4	4	4	4	4	4
Adam Oliver (51)	6	51	4	51	51	51	51	51	51
Tom McHale (4)	7	4	51	117	117	117	117	117	117
Ed Pead (117)	8	117	117	96	96	96	96	96	96
Pete Weston (212)	9	212	35	35	35	35	35	35	35
Mark Parbury (35)	10	35	212	212	212	212	212	212	76
Dan Shailer (76)	11	76	76	76	76	76	76	76	212
Chris Wilkinson (43)	12	43							

Chief of Timing & Scoring:

Race Director:

Weather/Track: Cloudy/Wet

Results @ www.sportstimeservices.com

Printed: 17/07/2011 18:05:22





Thundersport GB Rounds 11 and 12

MAL Formula 600

Snetterton 300 Circuit 2.969 Miles

Race 15

17/07/2011 17:43

Race started at 17:43:10

Lap	Lap Tm	Diff	Time of Day
(22) Richard McNeil			
1	2:19.318	+6.471	17:45:30.627
2	2:12.847		17:47:43.474
3	2:13.459	+0.612	17:49:56.933
4	2:13.856	+1.009	17:52:10.789
5	2:13.551	+0.704	17:54:24.340
6	2:14.308	+1.461	17:56:38.648
7	2:14.453	+1.606	17:58:53.101
8	2:15.403	+2.556	18:01:08.504
(14) Ben Field			
1	2:22.683	+8.830	17:45:34.216
2	2:16.812	+2.959	17:47:51.028
3	2:15.757	+1.904	17:50:06.785
4	2:14.385	+0.532	17:52:21.170
5	2:15.081	+1.228	17:54:36.251
6	2:14.848	+0.995	17:56:51.099
7	2:13.853		17:59:04.952
8	2:17.673	+3.820	18:01:22.625
(16) Craig Sproston			
1	2:27.267	+14.236	17:45:37.918
2	2:19.132	+6.101	17:47:57.050
3	2:16.578	+3.547	17:50:13.628
4	2:14.942	+1.911	17:52:28.570
5	2:16.097	+3.066	17:54:44.667
6	2:14.994	+1.963	17:56:59.661
7	2:13.031		17:59:12.692
8	2:17.152	+4.121	18:01:29.844
(34) Chris Mort			
1	2:24.640	+8.524	17:45:35.542
2	2:16.928	+0.812	17:47:52.470
3	2:16.577	+0.461	17:50:09.047
4	2:18.173	+2.057	17:52:27.220
5	2:17.375	+1.259	17:54:44.595
6	2:16.837	+0.721	17:57:01.432
7	2:16.116		17:59:17.548
8	2:17.028	+0.912	18:01:34.576
(4) Tom McHale			
1	2:29.850	+14.452	17:45:42.272
2	2:22.021	+6.623	17:48:04.293
3	2:18.879	+3.481	17:50:23.172
4	2:16.884	+1.486	17:52:40.056
5	2:17.533	+2.135	17:54:57.589
6	2:16.701	+1.303	17:57:14.290
7	2:15.398		17:59:29.688
8	2:15.538	+0.140	18:01:45.226
(51) Adam Oliver			
1	2:30.507	+15.933	17:45:42.761
2	2:22.082	+7.508	17:48:04.843
3	2:19.522	+4.948	17:50:24.365
4	2:17.867	+3.293	17:52:42.232
5	2:17.346	+2.772	17:54:59.578
6	2:15.984	+1.410	17:57:15.562
7	2:15.475	+0.901	17:59:31.037
8	2:14.574		18:01:45.611

Lap	Lap Tm	Diff	Time of Day
(117) Ed Peard			
1	2:30.626	+15.360	17:45:43.133
2	2:22.360	+7.094	17:48:05.493
3	2:19.697	+4.431	17:50:25.190
4	2:17.846	+2.580	17:52:43.036
5	2:17.169	+1.903	17:55:00.205
6	2:16.402	+1.136	17:57:16.607
7	2:15.266		17:59:31.873
8	2:15.974	+0.708	18:01:47.847
(96) Callum O'Shea			
1	2:29.843	+11.021	17:45:41.878
2	2:24.960	+6.138	17:48:06.838
3	2:20.728	+1.906	17:50:27.566
4	2:20.719	+1.897	17:52:48.285
5	2:20.687	+1.865	17:55:08.972
6	2:19.199	+0.377	17:57:28.171
7	2:18.822		17:59:46.993
8	2:19.597	+0.775	18:02:06.590
(35) Mark Parbury			
1	2:31.226	+12.775	17:45:44.286
2	2:23.274	+4.823	17:48:07.560
3	2:21.711	+3.260	17:50:29.271
4	2:21.394	+2.943	17:52:50.665
5	2:20.432	+1.981	17:55:11.097
6	2:19.946	+1.495	17:57:31.043
7	2:18.451		17:59:49.494
8	2:19.211	+0.760	18:02:08.705
(76) Dan Shailer			
1	2:34.884	+16.018	17:45:48.109
2	2:29.062	+10.196	17:48:17.171
3	2:28.498	+9.632	17:50:45.669
4	2:26.903	+8.037	17:53:12.572
5	2:26.775	+7.909	17:55:39.347
6	2:23.478	+4.612	17:58:02.825
7	2:22.087	+3.221	18:00:24.912
8	2:18.866		18:02:43.778
(212) Pete Weston			
1	2:33.962	+12.022	17:45:46.895
2	2:29.410	+7.470	17:48:16.305
3	2:28.729	+6.789	17:50:45.034
4	2:27.060	+5.120	17:53:12.094
5	2:26.973	+5.033	17:55:39.067
6	2:22.905	+0.965	17:58:01.972
7	2:21.940		18:00:23.912
8	2:24.898	+2.958	18:02:48.810

Chief of Timing & Scoring:

Race Director:

Weather/Track: Cloudy/Wet

Results @ www.sportstimingservices.com

Printed: 17/07/2011 18:05:55





Thundersport GB Rounds 10 and 11

Sorted on Best Lap time

Morello Services GP1 & Superstock

Snetterton 300 Circuit 2.969 Miles

Qualifying

16/07/2011 10:10

Practice started at 10:10:52

Pos	No.	Name	Bike	CC	Best Tm	Best Spd	Gap	Diff - Ldr.	In Lap	2nd Best
1	2	Peter Baker	Suzuki	1000	2:13.292	80.185			4	2:13.424
2	99	Michael Robertson	Kawasaki	1000S	2:14.533	79.445	1.241	1.241	5	2:17.079
3	7	Alex Symon	Kawasaki	1000	2:17.322	77.832	2.789	4.030	5	2:17.942
4	46	Greg Lewis	Yamaha	1000	2:17.901	77.505	0.579	4.609	8	2:18.865
5	111	Alex Heaton	Ducati	1198S	2:18.300	77.282	0.399	5.008	4	2:19.749
6	77	Lee Reveley	Ducati	1098T	2:18.395	77.229	0.095	5.103	5	2:19.653
7	30	Ian Mackman	Suzuki	1000S	2:18.619	77.104	0.224	5.327	2	2:19.365
8	95	Jamie Wilkins	Kawasaki	1000S	2:20.120	76.278	1.501	6.828	4	2:20.292
9	38	Scot Adam	Ducati	1098T	2:20.652	75.989	0.532	7.360	5	2:20.877
10	157	Angelo DeRosa	Suzuki	1000S	2:20.665	75.982	0.013	7.373	4	2:24.946
11	76	Jason Byard	Suzuki	1000S	2:22.555	74.975	1.890	9.263	4	2:22.631
12	18	Tom Webb	Suzuki	1000S	2:22.692	74.903	0.137	9.400	5	2:28.199
13	1	Philip Crowe	BMW	1000	2:23.400	74.533	0.708	10.108	3	2:25.566
14	58	Byron Beckett	Yamaha	1000S	2:25.704	73.354	2.304	12.412	5	2:27.025
15	47	Les Liney	Ducati	1098T	2:25.823	73.295	0.119	12.531	5	2:26.220
16	84	Dave Twyford	Yamaha	1000S	2:28.876	71.792	3.053	15.584	4	2:29.160
17	12	Tony Rainford	Yamaha	1000	2:29.123	71.673	0.247	15.831	4	2:29.417
18	26	Daniel Taylor	Honda	1000S	2:30.637	70.952	1.514	17.345	5	2:34.928
19	64	Paul Battersby	Suzuki	1000	2:34.020	69.394	3.383	20.728	4	2:35.583
20	41	Colin Thompson	BMW	1000S	2:36.002	68.512	1.982	22.710	2	2:37.213
21	51	Charlie Flett	Ducati	1098T	2:44.917	64.809	8.915	31.625	2	2:48.005
22	142	Kevin Spence	Honda	1000	2:48.119	63.574	3.202	34.827	3	2:48.288

Chief of Timing & Scoring:

Race Director:

Weather/Track: Raining/Wet

Results @ www.sportstimeservices.com

Printed: 16/07/2011 10:32:14





Thundersport GB Rounds 10 and 11

Morello Services GP1 & Superstock

Snetterton 300 Circuit 2.969 Miles

Race 7 (Superpole)

16/07/2011

Race

POLE POSITION

	1	2	3	4
1	2	99	7	46
2	111	77	30	95
3	38	157	76	18
4	1	58	47	84
5	12	26	64	41
6	51	142		

Chief of Timing & Scoring:

Race Director:

Weather/Track:

Results @ www.sportstimeservices.com

Printed: 16/07/2011 10:33:40





Thundersport GB Rounds 10 and 11

Sorted on Laps

Morello Services GP1 & Superstock

Snetterton 300 Circuit 2.969 Miles

Race 7 (Superpole)

16/07/2011 16:28

Race started at 16:28:23

Pos	No.	Name	Bike	CC	Laps	Total Tm	Diff	Gap	Best Tm	Best Spd	Avg. Spd	Start Pos
1	46	Greg Lewis	Yamaha	1000	7	15:48.230			2:13.726	79.925	78.901	4
2	30	Ian Mackman	Suzuki	1000S	7	15:51.154	2.924	2.924	2:12.700	80.543	78.658	7
3	111	Alex Heaton	Ducati	1198S	7	15:51.201	2.971	0.047	2:12.399	80.726	78.655	5
4	1	Philip Crowe	BMW	1000	7	15:56.615	8.385	5.414	2:13.939	79.798	78.209	13
5	77	Lee Reveley	Ducati	1098T	7	16:00.463	12.233	3.848	2:14.035	79.741	77.896	6
6	58	Byron Beckett	Yamaha	1000S	7	16:08.211	19.981	7.748	2:15.999	78.589	77.273	14
7	38	Scot Adam	Ducati	1098T	7	16:08.354	20.124	0.143	2:15.730	78.745	77.261	9
8	95	Jamie Wilkins	Kawasaki	1000S	7	16:08.481	20.251	0.127	2:13.276	80.195	77.251	8
9	76	Jason Byard	Suzuki	1000S	7	16:08.825	20.595	0.344	2:14.765	79.309	77.224	11
10	18	Tom Webb	Suzuki	1000S	7	16:20.344	32.114	11.519	2:16.939	78.050	76.316	12
11	47	Les Liney	Ducati	1098T	7	16:33.608	45.378	13.264	2:18.530	77.153	75.298	15
12	84	Dave Twyford	Yamaha	1000S	7	16:44.223	55.993	10.615	2:19.938	76.377	74.502	16
13	26	Daniel Taylor	Honda	1000S	7	16:51.236	1:03.006	7.013	2:22.050	75.241	73.985	18
14	41	Colin Thompson	BMW	1000S	7	17:15.841	1:27.611	24.605	2:24.667	73.880	72.228	20
15	142	Kevin Spence	Honda	1000	7	18:00.667	2:12.437	44.826	2:29.073	71.697	69.232	22
16	51	Charlie Flett	Ducati	1098T	7	18:01.311	2:13.081	0.644	2:29.243	71.615	69.190	21

Not classified

DNF	157	Angelo DeRosa	Suzuki	1000S	5	11:25.422	DNF		2:14.535	79.444	77.967	10
DNF	2	Peter Baker	Suzuki	1000		0.000	DNF			-	-	1

Margin of Victory	Avg. Speed	Best Lap Tm	Best Spd	Best Lap by
2.924	78.901	2:12.399	80.726	111 - Alex Heaton

Chief of Timing & Scoring:

Race Director:

Weather/Track: Cloudy/Wet

Results @ www.sportstimeservices.com





Thundersport GB Rounds 10 and 11

Lapchart

Morello Services GP1 & Superstock

Snetterton 300 Circuit 2.969 Miles

Race 7 (Superpole)

16/07/2011 16:28

Race started at 16:28:23

Competitors

Laps

	0	1	2	3	4	5	6	7
Peter Baker (2)	2	46	46	46	46	46	46	46
Greg Lewis (46)	46	1	1	30	30	30	30	30
Alex Heaton (111)	111	111	30	1	111	111	111	111
Lee Reveley (77)	77	30	157	157	157	157	1	1
Ian Mackman (30)	30	157	111	111	1	1	77	77
Scot Adam (38)	38	58	77	77	77	77	58	58
Jamie Wilkins (95)	95	77	58	38	58	58	38	38
Angelo DeRosa (157)	157	38	38	58	38	38	76	95
Jason Byard (76)	76	76	76	76	76	76	95	76
Philip Crowe (1)	1	18	18	18	18	18	18	18
Tom Webb (18)	18	95	95	95	95	95	47	47
Byron Beckett (58)	58	47	47	47	47	47	84	84
Les Liney (47)	47	26	26	26	84	84	26	26
Daniel Taylor (26)	26	41	84	84	26	26	41	41
Dave Twyford (84)	84	84	41	41	41	41	142	142
Colin Thompson (41)	41	51	51	142	142	142	51	51
Kevin Spence (142)	142	142	142	51	51	51		
Charlie Flett (51)	51							

Chief of Timing & Scoring:

Race Director:

Weather/Track: Cloudy/Wet

Results @ www.sportstimingservices.com

Printed: 16/07/2011 16:50:48





Thundersport GB Rounds 10 and 11

Morello Services GP1 & Superstock

Snetterton 300 Circuit 2.969 Miles

Race 7 (Superpole)

16/07/2011 16:28

Race started at 16:28:23

Lap	Lap Tm	Diff	Time of Day
(46) Greg Lewis			
1	2:19.417	+5.691	16:30:43.519
2	2:15.451	+1.725	16:32:58.970
3	2:15.054	+1.328	16:35:14.024
4	2:14.389	+0.663	16:37:28.413
5	2:13.726		16:39:42.139
6	2:14.114	+0.388	16:41:56.253
7	2:15.284	+1.558	16:44:11.537
(30) Ian Mackman			
1	2:21.474	+8.774	16:30:46.118
2	2:16.178	+3.478	16:33:02.296
3	2:16.029	+3.329	16:35:18.325
4	2:15.611	+2.911	16:37:33.936
5	2:14.215	+1.515	16:39:48.151
6	2:13.610	+0.910	16:42:01.761
7	2:12.700		16:44:14.461
(111) Alex Heaton			
1	2:21.721	+9.322	16:30:45.963
2	2:18.187	+5.788	16:33:04.150
3	2:15.249	+2.850	16:35:19.399
4	2:14.617	+2.218	16:37:34.016
5	2:14.307	+1.908	16:39:48.323
6	2:13.786	+1.387	16:42:02.109
7	2:12.399		16:44:14.508
(1) Philip Crowe			
1	2:19.953	+6.014	16:30:45.285
2	2:16.255	+2.316	16:33:01.540
3	2:16.944	+3.005	16:35:18.484
4	2:17.145	+3.206	16:37:35.629
5	2:15.861	+1.922	16:39:51.490
6	2:14.493	+0.554	16:42:05.983
7	2:13.939		16:44:19.922
(77) Lee Reveley			
1	2:23.902	+9.867	16:30:48.479
2	2:18.309	+4.274	16:33:06.788
3	2:17.294	+3.259	16:35:24.082
4	2:14.579	+0.544	16:37:38.661
5	2:14.035		16:39:52.696
6	2:16.028	+1.993	16:42:08.724
7	2:15.046	+1.011	16:44:23.770
(58) Byron Beckett			
1	2:22.514	+6.515	16:30:48.093
2	2:20.002	+4.003	16:33:08.095
3	2:18.162	+2.163	16:35:26.257
4	2:15.999		16:37:42.256
5	2:16.807	+0.808	16:39:59.063
6	2:16.190	+0.191	16:42:15.253
7	2:16.265	+0.266	16:44:31.518
(38) Scot Adam			
1	2:24.147	+8.417	16:30:48.968
2	2:19.398	+3.668	16:33:08.366
3	2:17.081	+1.351	16:35:25.447
4	2:17.274	+1.544	16:37:42.721
5	2:16.857	+1.127	16:39:59.578

Lap	Lap Tm	Diff	Time of Day
6	2:16.353	+0.623	16:42:15.931
7	2:15.730		16:44:31.661
(95) Jamie Wilkins			
1	2:27.450	+14.174	16:30:52.366
2	2:20.670	+7.394	16:33:13.036
3	2:18.734	+5.458	16:35:31.770
4	2:16.551	+3.275	16:37:48.321
5	2:14.757	+1.481	16:40:03.078
6	2:15.434	+2.158	16:42:18.512
7	2:13.276		16:44:31.788
(76) Jason Byard			
1	2:24.259	+9.494	16:30:49.255
2	2:19.292	+4.527	16:33:08.547
3	2:18.472	+3.707	16:35:27.019
4	2:15.945	+1.180	16:37:42.964
5	2:18.420	+3.655	16:40:01.384
6	2:15.983	+1.218	16:42:17.367
7	2:14.765		16:44:32.132
(18) Tom Webb			
1	2:24.956	+8.017	16:30:50.420
2	2:18.995	+2.056	16:33:09.415
3	2:18.336	+1.397	16:35:27.751
4	2:18.113	+1.174	16:37:45.864
5	2:16.939		16:40:02.803
6	2:21.085	+4.146	16:42:23.888
7	2:19.763	+2.824	16:44:43.651
(47) Les Liney			
1	2:28.466	+9.936	16:30:54.249
2	2:20.087	+1.557	16:33:14.336
3	2:19.958	+1.428	16:35:34.294
4	2:18.530		16:37:52.824
5	2:20.356	+1.826	16:40:13.180
6	2:20.857	+2.327	16:42:34.037
7	2:22.878	+4.348	16:44:56.915
(84) Dave Twyford			
1	2:33.208	+13.270	16:30:59.112
2	2:24.089	+4.151	16:33:23.201
3	2:20.717	+0.779	16:35:43.918
4	2:21.966	+2.028	16:38:05.884
5	2:19.938		16:40:25.822
6	2:21.213	+1.275	16:42:47.035
7	2:20.495	+0.557	16:45:07.530
(26) Daniel Taylor			
1	2:30.530	+8.480	16:30:56.377
2	2:24.081	+2.031	16:33:20.458
3	2:23.422	+1.372	16:35:43.880
4	2:22.050		16:38:05.930
5	2:22.123	+0.073	16:40:28.053
6	2:23.010	+0.960	16:42:51.063
7	2:23.480	+1.430	16:45:14.543
(41) Colin Thompson			
1	2:32.970	+8.303	16:30:58.953
2	2:29.543	+4.876	16:33:28.496
3	2:27.347	+2.680	16:35:55.843

Lap	Lap Tm	Diff	Time of Day
4	2:25.936	+1.269	16:38:21.779
5	2:24.667		16:40:46.446
6	2:26.322	+1.655	16:43:12.768
7	2:26.380	+1.713	16:45:39.148
(142) Kevin Spence			
1	2:38.295	+9.222	16:31:04.587
2	2:37.431	+8.358	16:33:42.018
3	2:35.975	+6.902	16:36:17.993
4	2:33.796	+4.723	16:38:51.789
5	2:32.353	+3.280	16:41:24.142
6	2:30.759	+1.686	16:43:54.901
7	2:29.073		16:46:23.974
(51) Charlie Flett			
1	2:37.254	+8.011	16:31:03.836
2	2:37.293	+8.050	16:33:41.129
3	2:38.114	+8.871	16:36:19.243
4	2:33.548	+4.305	16:38:52.791
5	2:32.176	+2.933	16:41:24.967
6	2:30.408	+1.165	16:43:55.375
7	2:29.243		16:46:24.618
(157) Angelo DeRosa			
1	2:21.397	+6.862	16:30:46.322
2	2:16.342	+1.807	16:33:02.664
3	2:15.957	+1.422	16:35:18.621
4	2:15.573	+1.038	16:37:34.194
5	2:14.535		16:39:48.729

Chief of Timing & Scoring:

Race Director:

Weather/Track: Cloudy/Wet

Results @ www.sportstimingservices.com

Printed: 16/07/2011 16:51:17





Thundersport GB Rounds 10 and 11

Morello Services GP1 & Superstock

Snetterton 300 Circuit 2.969 Miles

Race 5 & 13

17/07/2011

Race

POLE POSITION

	1	2	3	4
1	46	30	111	1
2	2	99	7	77
3	95	38	157	76
4	18	58	47	84
5	12	26	64	41
6	51	142		

Chief of Timing & Scoring:

Race Director:

Weather/Track:

Results @ www.sportstimeservices.com

Printed: 16/07/2011 16:49:42





Thundersport GB Rounds 10 and 11

Sorted on Best Lap time

Morello Services GP1 & Superstock

Snetterton 300 Circuit 2.969 Miles

Warm up

17/07/2011 09:42

Practice started at 9:42:00

Pos	No.	Name	Bike	CC	Best Tm	Best Spd	Gap	Diff - Ldr.	In Lap	2nd Best
1	30	Ian Mackman	Suzuki	1000S	1:59.022	89.799			3	2:00.509
2	99	Michael Robertson	Kawasaki	1000S	2:00.813	88.468	1.791	1.791	3	2:02.585
3	58	Byron Beckett	Yamaha	1000S	2:00.907	88.399	0.094	1.885	3	2:01.449
4	95	Jamie Wilkins	Kawasaki	1000S	2:00.907	88.399		1.885	3	2:02.310
5	111	Alex Heaton	Ducati	1198S	2:00.909	88.397	0.002	1.887	3	2:03.201
6	1	Philip Crowe	BMW	1000	2:01.114	88.248	0.205	2.092	3	2:03.270
7	2	Peter Baker	Suzuki	1000	2:01.262	88.140	0.148	2.240	2	2:01.771
8	46	Greg Lewis	Yamaha	1000	2:05.373	85.250	4.111	6.351	3	2:10.742
9	157	Angelo DeRosa	Suzuki	1000S	2:09.184	82.735	3.811	10.162	2	2:18.434
10	26	Daniel Taylor	Honda	1000S	2:11.914	81.023	2.730	12.892	2	2:12.584
11	18	Tom Webb	Suzuki	1000S	2:12.564	80.626	0.650	13.542	2	2:21.566
12	64	Paul Battersby	Suzuki	1000	2:19.488	76.623	6.924	20.466	3	2:22.410
13	77	Lee Reveley	Ducati	1098T	2:20.445	76.101	0.957	21.423	1	
14	41	Colin Thompson	BMW	1000S	2:21.287	75.648	0.842	22.265	3	2:22.805
15	51	Charlie Flett	Ducati	1098T	2:24.679	73.874	3.392	25.657	3	2:24.684
16	142	Kevin Spence	Honda	1000	2:25.847	73.283	1.168	26.825	3	2:29.726
17	47	Les Liney	Ducati	1098T	2:36.505	68.292	10.658	37.483	1	
18	12	Tony Rainford	Yamaha	1000	2:39.822	66.875	3.317	40.800	1	
19	84	Dave Twyford	Yamaha	1000S		-			0	

Announcements

*** No 47 - no transponder - please fit before racing***

Nos 58, 1 & 18 - please consider repositioning transponder correctly - very low signal

Chief of Timing & Scoring:

Race Director:

Weather/Track: Cloudy / Dry

Results @ www.sportstimeservices.com

Printed: 17/07/2011 09:50:51





Thundersport GB Rounds 10 and 11

Sorted on Laps

Morello Services GP1 & Superstock

Snetterton 300 Circuit 2.969 Miles

Race 5

17/07/2011 12:18

Race started at 12:18:59

Pos	No.	Name	Bike	CC	Laps	Total Tm	Diff	Gap	Best Tm	Best Spd	Avg. Spd	Start Pos
1	2	Peter Baker	Suzuki	1000	10	19:53.503			1:56.530	91.719	89.552	5
2	1	Philip Crowe	BMW	1000	10	19:56.454	2.951	2.951	1:57.977	90.594	89.331	4
3	58	Byron Beckett	Yamaha	1000S	10	20:07.928	14.425	11.474	1:57.839	90.700	88.482	14
4	30	Ian Mackman	Suzuki	1000S	10	20:11.130	17.627	3.202	1:57.410	91.032	88.248	2
5	99	Michael Robertson	Kawasaki	1000S	10	20:14.040	20.537	2.910	1:58.811	89.958	88.037	6
6	111	Alex Heaton	Ducati	1198S	10	20:14.325	20.822	0.285	1:58.102	90.498	88.016	3
7	77	Lee Reveley	Ducati	1098T	10	20:30.564	37.061	16.239	2:00.122	88.977	86.855	8
8	46	Greg Lewis	Yamaha	1000	10	20:39.931	46.428	9.367	2:00.599	88.625	86.199	1
9	95	Jamie Wilkins	Kawasaki	1000S	10	20:40.692	47.189	0.761	2:01.478	87.983	86.146	9
10	76	Jason Byard	Suzuki	1000S	10	20:41.335	47.832	0.643	2:00.361	88.800	86.101	12
11	157	Angelo DeRosa	Suzuki	1000S	10	21:19.422	1:25.919	38.087	2:01.417	88.028	83.538	11
12	18	Tom Webb	Suzuki	1000S	10	21:32.230	1:38.727	12.808	2:04.796	85.644	82.710	13
13	41	Colin Thompson	BMW	1000S	10	21:52.740	1:59.237	20.510	2:07.922	83.551	81.418	20
14	26	Daniel Taylor	Honda	1000S	9	20:30.243	1 Lap	1 Lap	2:10.487	81.909	78.190	18
15	12	Tony Rainford	Yamaha	1000	9	20:35.951	1 Lap	5.708	2:13.277	80.194	77.829	17
16	64	Paul Battersby	Suzuki	1000	9	20:45.156	1 Lap	9.205	2:13.783	79.891	77.253	19
17	51	Charlie Flett	Ducati	1098T	9	21:45.345	1 Lap	1:00.189	2:21.031	75.785	73.691	21
Not classified												
DNF	84	Dave Twyford	Yamaha	1000S	9	18:40.717	DNF		2:01.232	88.162	85.831	16
DNF	142	Kevin Spence	Honda	1000	5	12:13.749	DNF		2:23.530	74.466	72.832	22
DNF	38	Scot Adam	Ducati	1098T	3	6:27.127	DNF		2:04.973	85.523	82.826	10

Announcements

*** No 1, 64 & 77 - Weak transponder signal - advise position correctly before next race***

Margin of Victory	Avg. Speed	Best Lap Tm	Best Spd	Best Lap by
2.951	89.552	1:56.530	91.719	2 - Peter Baker

Chief of Timing & Scoring:

Race Director:

Weather/Track: Light Rain / Damp

Results @ www.sportstimeservices.com





Thundersport GB Rounds 10 and 11

Lapchart

Morello Services GP1 & Superstock

Snetterton 300 Circuit 2.969 Miles

Race 5

17/07/2011 12:18

Race started at 12:18:59

Competitors

	Laps										
	0	1	2	3	4	5	6	7	8	9	10
Alex Heaton (111)	1	111	1	1	1	2	2	2	2	2	2
Ian Mackman (30)	2	30	2	2	1	1	1	1	1	1	1
Greg Lewis (46)	3	46	95	58	58	58	58	58	58	58	58
Philip Crowe (1)	4	1	46	95	99	99	99	30	30	30	30
Michael Robertson (99)	5	99	58	99	77	77	30	99	99	99	111
Peter Baker (2)	6	2	99	77	95	30	111	111	111	111	99
Lee Reveley (77)	7	77	30	46	111	111	77	77	77	77	77
Jamie Wilkins (95)	8	95	77	30	30	95	95	46	46	46	46
Angelo DeRosa (157)	9	157	111	111	46	46	46	95	95	95	95
Scot Adam (38)	10	38	38	76	84	84	84	84	84	76	76
Jason Byard (76)	11	76	76	84	76	76	76	76	76	84	157
Tom Webb (18)	12	18	84	38	38	18	157	157	157	157	18
Byron Beckett (58)	13	58	157	18	18	157	18	18	18	18	41
Tony Rainford (12)	14	12	18	157	157	41	41	41	41	41	41
Dave Twyford (84)	15	84	41	41	41	26	26	26	26	26	26
Daniel Taylor (26)	16	26	12	12	26	12	12	12	12	12	12
Colin Thompson (41)	17	41	26	26	12	64	64	64	64	64	64
Paul Battersby (64)	18	64	51	64	64	51	51	51	51	51	51
Kevin Spence (142)	19	142	142	51	51	142	142				
Charlie Flett (51)	20	51	64	142	142						

Chief of Timing & Scoring:

Race Director:

Weather/Track: Light Rain / Damp

Results @ www.sportstimeservices.com

Printed: 17/07/2011 12:44:13





Thundersport GB Rounds 10 and 11

Morello Services GP1 & Superstock

Snetterton 300 Circuit 2.969 Miles

Race 5

17/07/2011 12:18

Race started at 12:18:59

Lap	Lap Tm	Diff	Time of Day
(2) Peter Baker			
1	2:08.007	+11.477	12:21:07.961
2	1:59.387	+2.857	12:23:07.348
3	1:56.760	+0.230	12:25:04.108
4	1:57.023	+0.493	12:27:01.131
5	1:56.530		12:28:57.661
6	1:57.065	+0.535	12:30:54.726
7	1:57.441	+0.911	12:32:52.167
8	2:00.332	+3.802	12:34:52.499
9	1:59.940	+3.410	12:36:52.439
10	2:00.172	+3.642	12:38:52.611

Lap	Lap Tm	Diff	Time of Day
(1) Phillip Crowe			
1	2:05.708	+7.731	12:21:05.325
2	1:59.206	+1.229	12:23:04.531
3	1:58.547	+0.570	12:25:03.078
4	1:59.981	+2.004	12:27:03.059
5	1:58.301	+0.324	12:29:01.360
6	1:58.884	+0.907	12:31:00.244
7	1:57.977		12:32:58.221
8	1:58.948	+0.971	12:34:57.169
9	1:58.574	+0.597	12:36:55.743
10	1:59.819	+1.842	12:38:55.562

Lap	Lap Tm	Diff	Time of Day
(58) Byron Beckett			
1	2:11.169	+13.330	12:21:11.909
2	2:02.470	+4.631	12:23:14.379
3	1:59.006	+1.167	12:25:13.385
4	1:57.839		12:27:11.224
5	1:58.083	+0.244	12:29:09.307
6	1:59.452	+1.613	12:31:08.759
7	1:58.770	+0.931	12:33:07.529
8	1:59.061	+1.222	12:35:06.590
9	2:00.061	+2.222	12:37:06.651
10	2:00.385	+2.546	12:39:07.036

Lap	Lap Tm	Diff	Time of Day
(30) Ian Mackman			
1	2:12.793	+15.383	12:21:12.068
2	2:04.933	+7.523	12:23:17.001
3	2:01.818	+4.408	12:25:18.819
4	1:59.266	+1.856	12:27:18.085
5	1:57.410		12:29:15.495
6	1:57.984	+0.574	12:31:13.479
7	1:58.311	+0.901	12:33:11.790
8	1:58.443	+1.033	12:35:10.233
9	1:58.492	+1.082	12:37:08.725
10	2:01.513	+4.103	12:39:10.238

Lap	Lap Tm	Diff	Time of Day
(99) Michael Robertson			
1	2:12.044	+13.233	12:21:11.964
2	2:03.430	+4.619	12:23:15.394
3	2:00.982	+2.171	12:25:16.376
4	1:59.265	+0.454	12:27:15.641
5	1:59.742	+0.931	12:29:15.383
6	1:59.073	+0.262	12:31:14.456
7	1:58.811		12:33:13.267
8	1:58.973	+0.162	12:35:12.240
9	1:59.282	+0.471	12:37:11.522
10	2:01.626	+2.815	12:39:13.148

Lap	Lap Tm	Diff	Time of Day
(111) Alex Heaton			
1	2:13.989	+15.887	12:21:13.097
2	2:04.154	+6.052	12:23:17.251
3	2:01.566	+3.464	12:25:18.817
4	1:59.587	+1.485	12:27:18.404
5	1:58.498	+0.396	12:29:16.902
6	1:58.102		12:31:15.004
7	1:58.446	+0.344	12:33:13.450
8	1:59.098	+0.996	12:35:12.548
9	1:58.841	+0.739	12:37:11.389
10	2:02.044	+3.942	12:39:13.433

Lap	Lap Tm	Diff	Time of Day
(77) Lee Reveley			
1	2:12.402	+12.280	12:21:12.512
2	2:03.564	+3.442	12:23:16.076
3	2:01.819	+1.697	12:25:17.895
4	2:00.122		12:27:18.017
5	2:00.232	+0.110	12:29:18.249
6	2:00.653	+0.531	12:31:18.902
7	2:01.472	+1.350	12:33:20.374
8	2:02.015	+1.893	12:35:22.389
9	2:02.151	+2.029	12:37:24.540
10	2:05.132	+5.010	12:39:29.672

Lap	Lap Tm	Diff	Time of Day
(46) Greg Lewis			
1	2:12.359	+11.760	12:21:11.810
2	2:04.705	+4.106	12:23:16.515
3	2:02.732	+2.133	12:25:19.247
4	2:01.890	+1.291	12:27:21.137
5	2:01.626	+1.027	12:29:22.763
6	2:00.599		12:31:23.362
7	2:02.272	+1.673	12:33:25.634
8	2:02.148	+1.549	12:35:27.782
9	2:02.212	+1.613	12:37:29.994
10	2:09.045	+8.446	12:39:39.039

Lap	Lap Tm	Diff	Time of Day
(95) Jamie Wilkins			
1	2:11.443	+9.965	12:21:11.612
2	2:03.728	+2.250	12:23:15.340
3	2:03.110	+1.632	12:25:18.450
4	2:02.426	+0.948	12:27:20.876
5	2:01.478		12:29:22.354
6	2:01.721	+0.243	12:31:24.075
7	2:04.163	+2.685	12:33:28.238
8	2:03.502	+2.024	12:35:31.740
9	2:02.559	+1.081	12:37:34.299
10	2:05.501	+4.023	12:39:39.800

Lap	Lap Tm	Diff	Time of Day
(76) Jason Byard			
1	2:14.665	+14.304	12:21:15.144
2	2:04.883	+4.522	12:23:20.027
3	2:04.539	+4.178	12:25:24.566
4	2:02.007	+1.646	12:27:26.573
5	2:00.361		12:29:26.934
6	2:00.427	+0.066	12:31:27.361
7	2:03.217	+2.856	12:33:30.578
8	2:01.911	+1.550	12:35:32.489
9	2:02.516	+2.155	12:37:35.005
10	2:05.438	+5.077	12:39:40.443

(157) Angelo DeRosa

Lap	Lap Tm	Diff	Time of Day
(11) Alex Heaton			
1	2:15.944	+14.527	12:21:16.187
2	2:07.397	+5.980	12:23:23.584
3	2:04.571	+3.154	12:25:28.155
4	2:04.757	+3.340	12:27:32.912
5	2:02.425	+1.008	12:29:35.337
6	2:01.417		12:31:36.754
7	2:02.447	+1.030	12:33:39.201
8	2:03.489	+2.072	12:35:42.690
9	2:03.388	+1.971	12:37:46.078
10	2:32.452	+31.035	12:40:18.530

Lap	Lap Tm	Diff	Time of Day
(18) Tom Webb			
1	2:15.551	+10.755	12:21:16.247
2	2:06.534	+1.738	12:23:22.781
3	2:05.106	+0.310	12:25:27.887
4	2:04.796		12:27:32.683
5	2:05.970	+1.174	12:29:38.653
6	2:05.927	+1.131	12:31:44.580
7	2:05.811	+1.015	12:33:50.391
8	2:06.422	+1.626	12:35:56.813
9	2:17.718	+12.922	12:38:14.531
10	2:16.807	+12.011	12:40:31.338

Lap	Lap Tm	Diff	Time of Day
(41) Colin Thompson			
1	2:20.273	+12.351	12:21:21.577
2	2:12.619	+4.697	12:23:34.196
3	2:09.397	+1.475	12:25:43.593
4	2:08.798	+0.876	12:27:52.391
5	2:07.922		12:30:00.313
6	2:08.035	+0.113	12:32:08.348
7	2:08.695	+0.773	12:34:17.043
8	2:08.837	+0.915	12:36:25.880
9	2:10.169	+2.247	12:38:36.049
10	2:15.799	+7.877	12:40:51.848

Lap	Lap Tm	Diff	Time of Day
(26) Daniel Taylor			
1	2:25.110	+14.623	12:21:26.323
2	2:17.747	+7.260	12:23:44.070
3	2:13.915	+3.428	12:25:57.985
4	2:10.487		12:28:08.472
5	2:11.217	+0.730	12:30:19.689
6	2:11.168	+0.681	12:32:30.857
7	2:16.408	+5.921	12:34:47.265
8	2:19.764	+9.277	12:37:07.029
9	2:22.322	+11.835	12:39:29.351

Lap	Lap Tm	Diff	Time of Day
(12) Tony Rainford			
1	2:20.825	+7.548	12:21:21.881
2	2:19.849	+6.572	12:23:41.730
3	2:16.636	+3.359	12:25:58.366
4	2:13.874	+0.597	12:28:12.240
5	2:13.277		12:30:25.517
6	2:15.815	+2.538	12:32:41.332
7	2:17.106	+3.829	12:34:58.438
8	2:18.208	+4.931	12:37:16.646
9	2:18.413	+5.136	12:39:35.059

Lap	Lap Tm	Diff	Time of Day
(64) Paul Battersby			
1	2:31.751	+17.968	12:21:33.338
2	2:20.345	+6.562	12:23:53.683
3	2:16.801	+3.018	12:26:10.484

Chief of Timing & Scoring:

Race Director:

Weather/Track: Light Rain / Damp

Results @ www.sportstimingservices.com





Thundersport GB Rounds 10 and 11


Morello Services GP1 & Superstock

Snetterton 300 Circuit 2.969 Miles

Race 5

17/07/2011 12:18

Race started at 12:18:59



Lap	Lap Tm	Diff	Time of Day
4	2:13.783		12:28:24.267
5	2:14.947	+1.164	12:30:39.214
6	2:14.956	+1.173	12:32:54.170
7	2:15.568	+1.785	12:35:09.738
8	2:14.802	+1.019	12:37:24.540
9	2:19.724	+5.941	12:39:44.264

(51) Charlie Flett

1	2:28.612	+7.581	12:21:30.596
2	2:27.734	+6.703	12:23:58.330
3	2:25.679	+4.648	12:26:24.009
4	2:23.350	+2.319	12:28:47.359
5	2:22.652	+1.621	12:31:10.011
6	2:22.578	+1.547	12:33:32.589
7	2:21.031		12:35:53.620
8	2:23.553	+2.522	12:38:17.173
9	2:27.280	+6.249	12:40:44.453

(84) Dave Twyford

1	2:14.447	+13.215	12:21:15.509
2	2:05.662	+4.430	12:23:21.171
3	2:01.904	+0.672	12:25:23.075
4	2:01.446	+0.214	12:27:24.521
5	2:01.232		12:29:25.753
6	2:01.404	+0.172	12:31:27.157
7	2:03.023	+1.791	12:33:30.180
8	2:01.572	+0.340	12:35:31.752
9	2:08.073	+6.841	12:37:39.825

(142) Kevin Spence

1	2:30.944	+7.414	12:21:32.763
2	2:27.120	+3.590	12:23:59.883
3	2:24.625	+1.095	12:26:24.508
4	2:23.530		12:28:48.038
5	2:24.819	+1.289	12:31:12.857

(38) Scot Adam

1	2:14.539	+9.566	12:21:14.855
2	2:06.407	+1.434	12:23:21.262
3	2:04.973		12:25:26.235

Lap Lap Tm Diff Time of Day

Lap Lap Tm Diff Time of Day

Chief of Timing & Scoring:

Race Director:

Weather/Track: Light Rain / Damp

Results @ www.sportstimingservices.com

Printed: 17/07/2011 12:44:52





Thundersport GB Rounds 10 and 11

Sorted on Laps

Morello Services GP1 & Superstock

Snetterton 300 Circuit 2.969 Miles

Race 13

17/07/2011 16:34

Race started at 16:34:39

Pos	No.	Name	Bike	CC	Laps	Total Tm	Diff	Gap	Best Tm	Best Spd	Avg. Spd	Start Pos
1	2	Peter Baker	Suzuki	1000	10	19:34.282			1:55.271	92.721	91.018	0
2	1	Philip Crowe	BMW	1000	10	19:39.571	5.289	5.289	1:55.032	92.914	90.610	0
3	99	Michael Robertson	Kawasaki	1000S	10	19:40.001	5.719	0.430	1:57.159	91.227	90.577	0
4	30	Ian Mackman	Suzuki	1000S	10	19:40.138	5.856	0.137	1:57.143	91.239	90.566	0
5	111	Alex Heaton	Ducati	1198S	10	19:40.426	6.144	0.288	1:56.904	91.426	90.544	0
6	58	Byron Beckett	Yamaha	1000S	10	20:01.756	27.474	21.330	1:57.689	90.816	88.937	0
7	46	Greg Lewis	Yamaha	1000	10	20:06.760	32.478	5.004	1:59.561	89.394	88.568	0
8	157	Angelo DeRosa	Suzuki	1000S	10	20:17.079	42.797	10.319	1:59.487	89.449	87.817	0
9	95	Jamie Wilkins	Kawasaki	1000S	10	20:18.016	43.734	0.937	2:00.905	88.400	87.750	0
10	76	Jason Byard	Suzuki	1000S	10	20:18.142	43.860	0.126	1:59.373	89.535	87.741	0
11	77	Lee Reveley	Ducati	1098T	10	20:18.146	43.864	0.004	2:00.876	88.422	87.740	0
12	41	Colin Thompson	BMW	1000S	10	21:16.621	1:42.339	58.475	2:06.113	84.750	83.721	0
13	18	Tom Webb	Suzuki	1000S	10	21:18.124	1:43.842	1.503	2:04.718	85.698	83.623	0
14	26	Daniel Taylor	Honda	1000S	10	21:33.887	1:59.605	15.763	2:06.927	84.206	82.604	0
15	12	Tony Rainford	Yamaha	1000	10	21:36.803	2:02.521	2.916	2:07.690	83.703	82.418	0
16	64	Paul Battersby	Suzuki	1000	9	19:37.626	1 Lap	1 Lap	2:06.670	84.377	81.683	0
17	51	Charlie Flett	Ducati	1098T	9	21:18.434	1 Lap	1:40.808	2:19.136	76.817	75.242	0
18	142	Kevin Spence	Honda	1000	9	21:37.066	1 Lap	18.632	2:21.619	75.470	74.161	0
Not classified												
DNF	84	Dave Twyford	Yamaha	1000S	6	12:20.097	DNF		2:00.910	88.397	86.648	0
DNF	38	Scot Adam	Ducati	1098T	1	2:14.968	DNF		2:12.785	80.491	79.189	0

Announcements

*** 10 second jump start penalty - No 157***

Margin of Victory	Avg. Speed	Best Lap Tm	Best Spd	Best Lap by
5.289	91.018	1:55.032	92.914	1 - Philip Crowe

Chief of Timing & Scoring:

Race Director:

Weather/Track: Cloudy/Dry

Results @ www.sportstimeservices.com





Thundersport GB Rounds 10 and 11

Lapchart

Morello Services GP1 & Superstock

Snetterton 300 Circuit 2.969 Miles

Race 13

17/07/2011 16:34

Race started at 16:34:39

Competitors

	Laps											
	0	1	2	3	4	5	6	7	8	9	10	
Alex Heaton (111)	1	111	2	1	1	1	2	2	2	2	2	2
Greg Lewis (46)	2	46	99	2	2	2	1	1	1	1	1	1
Ian Mackman (30)	3	30	1	99	99	30	99	99	99	99	99	99
Philip Crowe (1)	4	1	30	30	30	99	30	30	30	30	30	30
Michael Robertson (99)	5	99	111	111	111	111	111	111	111	111	111	111
Peter Baker (2)	6	2	46	46	58	58	58	58	58	58	58	58
Lee Reveley (77)	7	77	95	58	46	46	46	157	157	157	46	46
Jamie Wilkins (95)	8	95	77	95	157	157	157	46	46	46	157	157
Jason Byard (76)	9	76	58	157	95	95	95	95	95	95	95	95
Angelo DeRosa (157)	10	157	157	77	77	77	77	77	77	77	77	76
Tom Webb (18)	11	18	84	84	84	84	76	76	76	76	76	77
Byron Beckett (58)	12	58	76	76	76	76	84	84	18	18	41	41
Scot Adam (38)	13	38	18	18	18	18	18	18	41	41	18	18
Tony Rainford (12)	14	12	41	41	41	41	41	41	26	26	26	26
Dave Twyford (84)	15	84	26	26	26	26	26	26	12	12	12	12
Daniel Taylor (26)	16	26	38	12	12	12	12	12	64	64	64	
Colin Thompson (41)	17	41	12	64	64	64	64	64	51	51	51	
Paul Battersby (64)	18	64	51	51	51	51	51	51	142	142	142	
Kevin Spence (142)	19	142	64	142	142	142	142	142				
Charlie Flett (51)	20	51	142									

Chief of Timing & Scoring:

Race Director:

Weather/Track: Cloudy/Dry

Results @ www.sportstimeservices.com

Printed: 17/07/2011 16:58:14





Thundersport GB Rounds 10 and 11

Morello Services GP1 & Superstock

Snetterton 300 Circuit 2.969 Miles

Race 13

17/07/2011 16:34

Race started at 16:34:39

Lap	Lap Tm	Diff	Time of Day
<u>(2) Peter Baker</u>			
1	2:01.991	+6.720	16:36:42.383
2	1:56.731	+1.460	16:38:39.114
3	1:55.775	+0.504	16:40:34.889
4	1:55.271		16:42:30.160
5	1:55.865	+0.594	16:44:26.025
6	1:56.580	+1.309	16:46:22.605
7	1:56.072	+0.801	16:48:18.677
8	1:56.592	+1.321	16:50:15.269
9	1:58.632	+3.361	16:52:13.901
10	1:59.632	+4.361	16:54:13.533

Lap	Lap Tm	Diff	Time of Day
<u>(1) Phillip Crowe</u>			
1	2:02.598	+7.566	16:36:42.695
2	1:55.845	+0.813	16:38:38.540
3	1:55.032		16:40:33.572
4	1:55.932	+0.900	16:42:29.504
5	1:57.159	+2.127	16:44:26.663
6	1:56.549	+1.517	16:46:23.212
7	1:56.960	+1.928	16:48:20.172
8	1:57.799	+2.767	16:50:17.971
9	2:00.424	+5.392	16:52:18.395
10	2:00.427	+5.395	16:54:18.822

Lap	Lap Tm	Diff	Time of Day
<u>(99) Michael Robertson</u>			
1	2:02.370	+5.211	16:36:42.678
2	1:57.300	+0.141	16:38:39.978
3	1:57.501	+0.342	16:40:37.479
4	1:57.694	+0.535	16:42:35.173
5	1:57.260	+0.101	16:44:32.433
6	1:57.159		16:46:29.592
7	1:57.440	+0.281	16:48:27.032
8	1:57.482	+0.323	16:50:24.514
9	1:57.294	+0.135	16:52:21.808
10	1:57.444	+0.285	16:54:19.252

Lap	Lap Tm	Diff	Time of Day
<u>(30) Ian Mackman</u>			
1	2:03.233	+6.090	16:36:43.085
2	1:57.238	+0.095	16:38:40.323
3	1:57.197	+0.054	16:40:37.520
4	1:57.284	+0.141	16:42:34.804
5	1:57.703	+0.560	16:44:32.507
6	1:57.583	+0.440	16:46:30.090
7	1:57.143		16:48:27.233
8	1:57.393	+0.250	16:50:24.626
9	1:57.413	+0.270	16:52:22.039
10	1:57.350	+0.207	16:54:19.389

Lap	Lap Tm	Diff	Time of Day
<u>(111) Alex Heaton</u>			
1	2:04.143	+7.239	16:36:43.394
2	1:57.774	+0.870	16:38:41.168
3	1:57.177	+0.273	16:40:38.345
4	1:57.066	+0.162	16:42:35.411
5	1:57.326	+0.422	16:44:32.737
6	1:57.656	+0.752	16:46:30.393
7	1:57.369	+0.465	16:48:27.762
8	1:57.382	+0.478	16:50:25.144
9	1:57.629	+0.725	16:52:22.773
10	1:56.904		16:54:19.677

Lap	Lap Tm	Diff	Time of Day
<u>(58) Byron Beckett</u>			
1	2:04.542	+6.853	16:36:45.913
2	1:59.877	+2.188	16:38:45.790
3	1:58.460	+0.771	16:40:44.250
4	1:57.735	+0.046	16:42:41.985
5	1:57.689		16:44:39.674
6	1:59.122	+1.433	16:46:38.796
7	2:01.713	+4.024	16:48:40.509
8	1:59.840	+2.151	16:50:40.349
9	1:59.748	+2.059	16:52:40.097
10	2:00.910	+3.221	16:54:41.007

Lap	Lap Tm	Diff	Time of Day
<u>(46) Greg Lewis</u>			
1	2:05.290	+5.729	16:36:44.914
2	2:00.339	+0.778	16:38:45.253
3	2:00.544	+0.983	16:40:45.797
4	2:00.373	+0.812	16:42:46.170
5	2:00.031	+0.470	16:44:46.201
6	2:00.383	+0.822	16:46:46.584
7	2:00.052	+0.491	16:48:46.636
8	1:59.992	+0.431	16:50:46.628
9	1:59.561		16:52:46.189
10	1:59.822	+0.261	16:54:46.011

Lap	Lap Tm	Diff	Time of Day
<u>(157) Angelo DeRosa</u>			
1	2:05.603	+6.116	16:36:46.826
2	2:00.096	+0.609	16:38:46.922
3	1:59.767	+0.280	16:40:46.689
4	1:59.714	+0.227	16:42:46.403
5	2:00.030	+0.543	16:44:46.433
6	1:59.487		16:46:45.920
7	2:00.120	+0.633	16:48:46.040
8	1:59.968	+0.481	16:50:46.008
9	2:00.475	+0.988	16:52:46.483
10	1:59.847	+0.360	16:54:46.330

Lap	Lap Tm	Diff	Time of Day
<u>(95) Jamie Wilkins</u>			
1	2:04.521	+3.616	16:36:45.430
2	2:01.070	+0.165	16:38:46.500
3	2:01.178	+0.273	16:40:47.678
4	2:00.905		16:42:48.583
5	2:01.387	+0.482	16:44:49.970
6	2:01.718	+0.813	16:46:51.688
7	2:01.017	+0.112	16:48:52.705
8	2:01.280	+0.375	16:50:53.985
9	2:01.294	+0.389	16:52:55.279
10	2:01.988	+1.083	16:54:57.267

Lap	Lap Tm	Diff	Time of Day
<u>(76) Jason Byard</u>			
1	2:08.565	+9.192	16:36:49.625
2	2:01.056	+1.683	16:38:50.681
3	2:00.814	+1.441	16:40:51.495
4	2:02.113	+2.740	16:42:53.608
5	2:01.323	+1.950	16:44:54.931
6	1:59.877	+0.504	16:46:54.808
7	2:00.889	+1.516	16:48:55.697
8	1:59.373		16:50:55.070
9	2:00.617	+1.244	16:52:55.687
10	2:01.706	+2.333	16:54:57.393

Lap	Lap Tm	Diff	Time of Day
<u>(77) Lee Reveley</u>			

Lap	Lap Tm	Diff	Time of Day
1	2:05.023	+4.147	16:36:45.722
2	2:01.705	+0.829	16:38:47.427
3	2:01.358	+0.482	16:40:48.785
4	2:00.876		16:42:49.661
5	2:00.930	+0.054	16:44:50.591
6	2:01.584	+0.708	16:46:52.175
7	2:01.259	+0.383	16:48:53.434
8	2:01.073	+0.197	16:50:54.507
9	2:00.982	+0.106	16:52:55.489
10	2:01.908	+1.032	16:54:57.397

Lap	Lap Tm	Diff	Time of Day
<u>(41) Colin Thompson</u>			
1	2:11.026	+4.913	16:36:53.048
2	2:07.116	+1.003	16:39:00.164
3	2:07.227	+1.114	16:41:07.391
4	2:06.113		16:43:13.504
5	2:06.854	+0.741	16:45:20.358
6	2:06.580	+0.467	16:47:26.938
7	2:07.228	+1.115	16:49:34.166
8	2:07.432	+1.319	16:51:41.598
9	2:06.722	+0.609	16:53:48.320
10	2:07.552	+1.439	16:55:55.872

Lap	Lap Tm	Diff	Time of Day
<u>(18) Tom Webb</u>			
1	2:08.392	+3.674	16:36:49.677
2	2:04.718		16:38:54.395
3	2:06.535	+1.817	16:41:00.930
4	2:06.641	+1.923	16:43:07.571
5	2:07.326	+2.608	16:45:14.897
6	2:07.467	+2.749	16:47:22.364
7	2:10.862	+6.144	16:49:33.226
8	2:07.943	+3.225	16:51:41.169
9	2:07.997	+3.279	16:53:49.166
10	2:08.209	+3.491	16:55:57.375

Lap	Lap Tm	Diff	Time of Day
<u>(26) Daniel Taylor</u>			
1	2:11.923	+4.996	16:36:53.876
2	2:06.927		16:39:00.803
3	2:07.901	+0.974	16:41:08.704
4	2:08.047	+1.120	16:43:16.751
5	2:08.134	+1.207	16:45:24.885
6	2:07.941	+1.014	16:47:32.826
7	2:08.675	+1.748	16:49:41.501
8	2:09.180	+2.253	16:51:50.681
9	2:09.018	+2.091	16:53:59.699
10	2:13.439	+6.512	16:56:13.138

Lap	Lap Tm	Diff	Time of Day
<u>(12) Tony Rainford</u>			
1	2:12.735	+5.045	16:36:54.292
2	2:07.739	+0.049	16:39:02.031
3	2:07.690		16:41:09.721
4	2:08.948	+1.258	16:43:18.669
5	2:09.416	+1.726	16:45:28.085
6	2:08.992	+1.302	16:47:37.077
7	2:09.565	+1.875	16:49:46.642
8	2:09.222	+1.532	16:51:55.864
9	2:09.274	+1.584	16:54:05.138
10	2:10.916	+3.226	16:56:16.054

Lap	Lap Tm	Diff	Time of Day
<u>(64) Paul Battersby</u>			
1	2:20.271	+13.601	16:37:02.339

Chief of Timing & Scoring:

Race Director:

Weather/Track: Cloudy/Dry

Results @ www.sportstimingservices.com





Thundersport GB Rounds 10 and 11

Morello Services GP1 & Superstock

Snetterton 300 Circuit 2.969 Miles

Race 13

17/07/2011 16:34

Race started at 16:34:39



Lap	Lap Tm	Diff	Time of Day
2	2:12.246	+5.576	16:39:14.585
3	2:09.085	+2.415	16:41:23.670
4	2:09.470	+2.800	16:43:33.140
5	2:08.520	+1.850	16:45:41.660
6	2:09.854	+3.184	16:47:51.514
7	2:08.614	+1.944	16:50:00.128
8	2:06.670		16:52:06.798
9	2:10.079	+3.409	16:54:16.877

(51) Charlie Flett

1	2:19.136		16:37:02.012
2	2:21.277	+2.141	16:39:23.289
3	2:20.905	+1.769	16:41:44.194
4	2:19.753	+0.617	16:44:03.947
5	2:22.398	+3.262	16:46:26.345
6	2:24.143	+5.007	16:48:50.488
7	2:22.274	+3.138	16:51:12.762
8	2:22.326	+3.190	16:53:35.088
9	2:22.597	+3.461	16:55:57.685

(142) Kevin Spence

1	2:27.303	+5.684	16:37:09.606
2	2:24.094	+2.475	16:39:33.700
3	2:23.148	+1.529	16:41:56.848
4	2:23.435	+1.816	16:44:20.283
5	2:25.622	+4.003	16:46:45.905
6	2:23.252	+1.633	16:49:09.157
7	2:22.376	+0.757	16:51:31.533
8	2:23.165	+1.546	16:53:54.698
9	2:21.619		16:56:16.317

(84) Dave Twyford

1	2:07.300	+6.390	16:36:49.147
2	2:00.910		16:38:50.057
3	2:01.367	+0.457	16:40:51.424
4	2:01.816	+0.906	16:42:53.240
5	2:03.362	+2.452	16:44:56.602
6	2:02.746	+1.836	16:46:59.348

(38) Scot Adam

1	2:12.785		16:36:54.219
---	-----------------	--	--------------

Lap Lap Tm Diff Time of Day

Lap Lap Tm Diff Time of Day

Chief of Timing & Scoring:

Race Director:

Weather/Track: Cloudy/Dry

Results @ www.sportstimingservices.com

Printed: 17/07/2011 16:58:45

Orbits

www.amb-it.com

www.mylaps.com

Licensed to: Sports Timing Services



Page 2/2