



[www.thundersportgb.com](http://www.thundersportgb.com)

# Round 17 Earl Of Oulton 8<sup>th</sup> October

## Oulton Park





Thundersport GB Rounds 17 & 18

Sorted on Best Lap time

Alto Digital Thundersport GP2 & Nitro GP3

Oulton Park 2.692 Miles

Qualifying

07/10/2011 14:34

Practice started at 14:34:54

Pos	No.	Name	Bike	CC	Best Tm	Best Spd	Gap	Diff - Ldr.	In Lap	2nd Best
1	35	Jake Dixon	Aprilia	450	2:01.155	79.990			7	2:01.371
2	43	James Folkard	Aprilia	450	2:02.261	79.266	1.106	1.106	6	2:02.798
3	6	Reece Rothwell	Aprilia	450	2:03.811	78.274	1.550	2.656	7	2:04.145
4	3	Michael Clifford	Aprilia	450	2:03.838	78.257	0.027	2.683	6	2:04.001
5	25	Josh Daley	Kawasaki	400	2:03.845	78.253	0.007	2.690	6	2:04.789
6	54	Sam Cox	Aprilia	450	2:03.938	78.194	0.093	2.783	3	2:05.336
7	95	Luke Thackeray	Aprilia	450	2:04.291	77.972	0.353	3.136	5	2:05.670
8	199	Jordan Hole	Aprilia	450	2:04.427	77.887	0.136	3.272	7	2:04.891
9	100	Connor Tagg	Aprilia	450	2:04.658	77.742	0.231	3.503	1	
10	30	David Allingham	Aprilia	450	2:04.752	77.684	0.094	3.597	8	2:04.758
11	94	Jamie Thackeray	Aprilia	450	2:04.753	77.683	0.001	3.598	5	2:05.675
12	147	Thomas Strettle	Aprilia	450	2:06.548	76.581	1.795	5.393	7	2:07.185
13	154	Bryn Owen	Honda	125-GP3	2:06.679	76.502	0.131	5.524	6	2:07.698
14	10	Curtis Rothwell	Suzuki	650 M	2:07.226	76.173	0.547	6.071	3	2:08.350
15	64	Adam Palfreman	Suzuki	650	2:07.411	76.063	0.185	6.256	6	2:08.469
16	122	Andy Whitehead	Kawasaki	400	2:08.429	75.460	1.018	7.274	5	2:08.676
17	14	Will Hodgson	Aprilia	450	2:08.765	75.263	0.336	7.610	7	2:08.819
18	153	Joe Ravenscroft	Kawasaki	650	2:08.881	75.195	0.116	7.726	8	2:09.444
19	5	Marty Lennon	Kawasaki	650	2:09.110	75.062	0.229	7.955	5	2:11.014
20	99	Claire Domoney	Suzuki	650 M	2:09.159	75.033	0.049	8.004	7	2:09.879
21	7	Wayne Bridges	Suzuki	650	2:11.520	73.686	2.361	10.365	6	2:13.527
22	24	James Hobson	Honda	125-GP3	2:11.569	73.659	0.049	10.414	8	2:15.948
23	22	Sam Nicholson	Suzuki	650 M	2:11.935	73.454	0.366	10.780	2	2:12.693
24	129	Antony Porter	Suzuki	650 M	2:12.236	73.287	0.301	11.081	7	2:13.987
25	8	Acea Webb	Aprilia	450	2:12.316	73.243	0.080	11.161	3	2:12.561
26	72	Andrew Gill	Kawasaki	400	2:14.342	72.138	2.026	13.187	7	2:15.281
27	9	Perry Goldstein	KTM	610	2:14.351	72.133	0.009	13.196	3	2:16.131
28	88	Paul Daley	Kawasaki	400	2:14.581	72.010	0.230	13.426	8	2:15.754
29	58	Dean Osborne	Kawasaki	400	2:14.589	72.006	0.008	13.434	8	2:15.822
30	17	Ian Popplewell	Kawasaki	650 M	2:14.756	71.917	0.167	13.601	1	2:15.062
31	18	Gary Ellis	Kawasaki	400	2:17.111	70.681	2.355	15.956	7	2:18.494
32	53	Rhys Hutchinson	Aprilia	450	2:19.095	69.673	1.984	17.940	3	2:19.508
33	212	Russell Brown	Aprilia	450	2:20.418	69.017	1.323	19.263	7	2:20.787

Announcements

No 6 - Lap 4 disallowed - cutting chicane

\*\* No 147 - No transponder - fit before racing tomorrow\*\*

Timekeeper:

Race Director:

Weather / Track: Raining / Wet

Results @ [www.sportstimingservices.com](http://www.sportstimingservices.com)

Printed: 07/10/2011 14:57:22






Thundersport GB Rounds 17 & 18

Alto Digital Thundersport GP2 & Nitro GP3

Oulton Park 2.692 Miles

Race 3 & 11

Race



POLE POSITION

	1	2	3	4
1	35	43	6	3
2	25	54	95	199
3	100	30	94	147
4	154	10	64	122
5	14	153	5	99
6	7	24	22	129
7	8	72	9	88
8	58	17	18	53
9	212			

Timekeeper:  
 Race Director:  
 Weather / Track:  
 Results @ [www.sportstimeservices.com](http://www.sportstimeservices.com)





Thundersport GB Rounds 17 & 18

Sorted on Best Lap time

Aprilia Superteens & 125 GP

Oulton Park 2.692 Miles

Warm up

08/10/2011 09:00

Practice started at 8:59:53

Pos	No.	Name	Bike	CC	Best Tm	Best Spd	Gap	Diff - Ldr.	In Lap	2nd Best
1	61	Harry Coomber	Aprilia	125	2:11.235	73.846			5	2:11.597
2	154	Bryn Owen	Honda	125-GP3	2:13.045	72.842	1.810	1.810	5	2:13.150
3	20	Tom Oliver	Aprilia	125	2:13.150	72.784	0.105	1.915	4	2:13.830
4	75	Bradley Jones	Aprilia	125	2:13.618	72.529	0.468	2.383	3	2:13.686
5	40	Joe Francis	Aprilia	125n	2:13.990	72.328	0.372	2.755	4	2:14.491
6	24	James Hobson	Honda	125-GP3	2:15.428	71.560	1.438	4.193	3	2:20.614
7	9	Ben Luxton	Aprilia	125	2:16.147	71.182	0.719	4.912	5	2:17.196
8	3	David Allingham	Aprilia	125n	2:16.298	71.103	0.151	5.063	5	2:16.356
9	42	Aaron Coupland	Aprilia	125	2:17.686	70.386	1.388	6.451	5	2:17.741
10	5	George Stanley	Aprilia	125n	2:18.231	70.109	0.545	6.996	3	2:19.137
11	81	Lewis Rollo	Aprilia	125	2:18.501	69.972	0.270	7.266	5	2:18.837
12	34	Louis Dawson	Aprilia	125	2:19.273	69.584	0.772	8.038	4	2:20.382
13	23	Josh Hill	Aprilia	125n	2:20.239	69.105	0.966	9.004	4	2:20.951
14	15	Ross Twyman	Aprilia	125	2:20.316	69.067	0.077	9.081	2	2:28.081
15	33	James Robinson	Honda	125-GP3	2:20.407	69.022	0.091	9.172	2	2:32.325
16	111	Sam Smith	Aprilia	125n	2:20.864	68.798	0.457	9.629	4	2:24.136
17	99	Callum Grigor	Aprilia	125n	2:24.182	67.215	3.318	12.947	4	2:25.514
18	41	Milo Ward	Aprilia	125n	2:24.651	66.997	0.469	13.416	3	2:26.437
19	19	Charley Oakland	Aprilia	125	2:25.443	66.632	0.792	14.208	4	2:30.287
20	26	Matt Shillings	Aprilia	125	2:26.748	66.040	1.305	15.513	2	2:32.225
21	22	Alex Baker	Aprilia	125n	2:36.389	61.969	9.641	25.154	1	
22	11	Joe Sheldon-Shaw	Aprilia	125n	2:39.659	60.699	3.270	28.424	4	2:40.510
23	4	Louis Valleley	Aprilia	125n	2:42.127	59.775	2.468	30.892	2	2:45.945
24	77	Ryan McAdam	Aprilia	125n	2:42.458	59.654	0.331	31.223	4	2:46.660
25	7	William Caines	Aprilia	125n	2:44.486	58.918	2.028	33.251	3	2:45.180
26	122	Zak Cordery	Aprilia	125n	3:01.240	53.472	16.754	50.005	4	3:02.830
27	212	Russell Brown	Aprilia	125n		-			0	
28	88	Harriet Drury	Aprilia	125n		-			0	

Timekeeper:

Race Director:

Weather / Track: Raining / Wet

Results @ [www.sportstimingservices.com](http://www.sportstimingservices.com)

Printed: 08/10/2011 09:13:41





Thundersport GB Rounds 17 & 18

Sorted on Best Lap time

GP2 & RRV450GP

Oulton Park 2.692 Miles

Warm up

08/10/2011 09:15

Practice started at 9:15:13

Pos	No.	Name	Bike	CC	Best Tm	Best Spd	Gap	Diff - Ldr.	In Lap	2nd Best
1	100	Connor Tagg	Aprilia	450	2:02.988	78.798			5	2:04.857
2	30	David Allingham	Aprilia	450	2:04.248	77.999	1.260	1.260	5	2:05.145
3	54	Sam Cox	Aprilia	450	2:04.272	77.984	0.024	1.284	5	2:05.170
4	3	Michael Clifford	Aprilia	450	2:04.965	77.551	0.693	1.977	5	2:07.327
5	43	James Folkard	Aprilia	450	2:05.198	77.407	0.233	2.210	4	2:05.601
6	25	Josh Daley	Kawasaki	400	2:07.047	76.280	1.849	4.059	5	2:08.750
7	99	Jordan Hole	Aprilia	450	2:07.957	75.738	0.910	4.969	5	2:09.969
8	6	Reece Rothwell	Aprilia	450	2:09.611	74.771	1.654	6.623	3	2:12.667
9	153	Joe Ravenscroft	Kawasaki	650	2:09.886	74.613	0.275	6.898	5	2:10.269
10	94	Jamie Thackeray	Aprilia	450	2:09.944	74.580	0.058	6.956	5	2:11.100
11	95	Luke Thackeray	Aprilia	450	2:10.258	74.400	0.314	7.270	5	2:13.233
12	147	Thomas Strettle	Aprilia	450	2:11.027	73.963	0.769	8.039	4	2:12.372
13	5	Marty Lennon	Kawasaki	650	2:11.442	73.730	0.415	8.454	4	2:11.708
14	72	Andrew Gill	Kawasaki	400	2:12.424	73.183	0.982	9.436	4	2:14.154
15	35	Jake Dixon	Aprilia	450	2:12.797	72.978	0.373	9.809	2	2:27.156
16	10	Curtis Rothwell	Suzuki	650 M	2:13.491	72.598	0.694	10.503	5	2:14.706
17	14	Will Hodgson	Aprilia	450	2:14.157	72.238	0.666	11.169	3	2:14.548
18	34	Louis Dawson	Aprilia	450	2:14.323	72.148	0.166	11.335	5	2:17.864
19	129	Antony Porter	Suzuki	650 M	2:14.361	72.128	0.038	11.373	4	2:14.882
20	9	Perry Goldstein	KTM	610	2:15.759	71.385	1.398	12.771	3	2:17.616
21	18	Gary Ellis	Kawasaki	400	2:16.366	71.068	0.607	13.378	4	2:17.289
22	37	Clinton Carver	Aprilia	450	2:16.471	71.013	0.105	13.483	3	2:20.062
23	53	Rhys Hutchinson	Aprilia	450	2:16.500	70.998	0.029	13.512	3	2:17.899
24	212	Russell Brown	Aprilia	450	2:18.465	69.990	1.965	15.477	5	2:19.588
25	8	Acea Webb	Aprilia	450	2:18.801	69.821	0.336	15.813	5	2:18.901
26	23	Louigi LaVecchia	Aprilia	450	2:19.923	69.261	1.122	16.935	4	2:21.836
27	91	Gerhard Quinn	Kawasaki	400	2:24.189	67.212	4.266	21.201	3	2:26.592
28	122	Andy Whitehead	Kawasaki	400	2:25.533	66.591	1.344	22.545	3	2:26.113

Timekeeper:

Race Director:

Weather / Track: Raining / Wet

Results @ [www.sportstimingservices.com](http://www.sportstimingservices.com)

Printed: 08/10/2011 09:28:17







# Thundersport GB Round 17

Sorted on Laps

Alto Digital Thundersport GP2 & GP3

Oulton Park 2.692 Miles

Race 3

08/10/2011 11:21

Race started at 11:21:29

Pos	No.	Name	Bike	CC	Laps	Total Tm	Diff	Gap	Best Tm	Best Spd	Avg. Spd	Start Pos
1	35	Jake Dixon	Aprilia	450	9	20:45.895			1:58.672	81.664	70.006	1
2	100	Connor Tagg	Aprilia	450	9	21:02.130	16.235	16.235	2:00.042	80.732	69.106	9
3	54	Sam Cox	Aprilia	450	9	21:04.444	18.549	2.314	2:00.477	80.440	68.980	6
4	30	David Allingham	Aprilia	450	9	21:17.302	31.407	12.858	2:02.723	78.968	68.285	10
5	25	Josh Daley	Kawasaki	400	9	21:27.782	41.887	10.480	2:03.951	78.186	67.729	5
6	5	Marty Lennon	Kawasaki	650	9	21:41.633	55.738	13.851	2:04.069	78.111	67.009	19
7	199	Jordan Hole	Aprilia	450	9	21:44.136	58.241	2.503	2:05.343	77.317	66.880	8
8	3	Michael Clifford	Aprilia	450	9	21:50.738	1:04.843	6.602	2:05.212	77.398	66.543	4
9	153	Joe Ravenscroft	Kawasaki	650 M	9	21:58.748	1:12.853	8.010	2:06.394	76.675	66.139	18
10	154	Bryn Owen	Honda	125-GP3	9	22:00.329	1:14.434	1.581	2:05.387	77.290	66.060	13
11	95	Luke Thackeray	Aprilia	450	9	22:04.826	1:18.931	4.497	2:06.852	76.398	65.836	7
12	64	Adam Palfreman	Suzuki	650	9	22:12.488	1:26.593	7.662	2:06.984	76.318	65.457	15
13	10	Curtis Rothwell	Suzuki	650 M	9	22:12.942	1:27.047	0.454	2:07.713	75.883	65.435	14
14	147	Thomas Strettle	Aprilia	450	9	22:23.415	1:37.520	10.473	2:04.863	77.615	64.925	12
15	7	Wayne Bridges	Suzuki	650	9	22:27.891	1:41.996	4.476	2:07.750	75.861	64.709	21
16	22	Sam Nicholson	Suzuki	650 M	9	22:27.959	1:42.064	0.068	2:07.646	75.922	64.706	23
2	17	9 Perry Goldstein	KTM	610	9	22:47.766	2:01.871	19.807	2:08.153	75.622	63.769	27
18	88	Paul Daley	Kawasaki	400	9	22:58.809	2:12.914	11.043	2:12.728	73.015	63.258	28
19	58	Dean Osborne	Kawasaki	400	8	20:46.393	1 Lap	1 Lap	2:11.305	73.807	62.203	29
20	18	Gary Ellis	Kawasaki	400	8	20:50.363	1 Lap	3.970	2:13.011	72.860	62.006	31
21	91	Gerhard Quinn	Kawasaki	400	8	20:50.531	1 Lap	0.168	2:11.809	73.525	61.997	0
22	8	Acea Webb	Aprilia	450	8	20:53.049	1 Lap	2.518	2:12.712	73.024	61.873	25
23	24	James Hobson	Honda	125-GP3	8	20:53.861	1 Lap	0.812	2:11.124	73.909	61.833	22
24	212	Russell Brown	Aprilia	450	8	21:09.802	1 Lap	15.941	2:15.203	71.679	61.056	33
25	33	James Robinson	Honda	125-GP3	8	21:37.835	1 Lap	28.033	2:19.224	69.609	59.738	0

3 & M

Not classified

DNF	14	Will Hodgson	Aprilia	450	9	22:41.376	DNF		2:05.747	77.069	64.068	17
DNF	43	James Folkard	Aprilia	450	7	16:59.510	DNF		1:59.677	80.978	66.540	2
DNF	53	Rhys Hutchinson	Aprilia	450	7	19:00.074	DNF		2:13.851	72.403	59.503	32
DNF	99	Claire Domoney	Suzuki	650 M	6	16:25.964	DNF		2:12.561	73.107	58.975	20
DNF	94	Jamie Thackeray	Aprilia	450	5	13:30.573	DNF		2:07.636	75.928	59.780	11
DNF	122	Andy Whitehead	Kawasaki	400	5	13:33.263	DNF		2:06.397	76.673	59.582	16
DNF	72	Andrew Gill	Kawasaki	400	1	5:02.815	DNF		2:19.756	69.344	32.004	26
DNF	129	Antony Porter	Suzuki	650 M	1	5:02.995	DNF		2:19.695	69.374	31.985	24
DNF	6	Reece Rothwell	Aprilia	450		2:37.833	DNF		-	-	-	3

### Announcements

\*\* 10 second jump start penalty - Nos 43 & 99\*\*

Margin of Victory	Avg. Speed	Best Lap Tm	Best Spd	Best Lap by
16.235	70.006	1:58.672	81.664	35 - Jake Dixon

Timekeeper:

Race Director:

Weather / Track: Raining / Wet

Results @ [www.sportstimingsservices.com](http://www.sportstimingsservices.com)





# Thundersport GB Round 17

# Lapchart

Alto Digital Thundersport GP2 & GP3

Oulton Park 2.692 Miles

Race 3

08/10/2011 11:21

Race started at 11:21:29

### Competitors

	Laps										
	0	1	2	3	4	5	6	7	8	9	
James Folkard (43)	1	43	43	43	43	35	35	35	35	35	35
Michael Clifford (3)	2	3	35	35	35	43	43	43	100	100	100
Jake Dixon (35)	3	35	54	54	54	54	54	100	100	54	54
Reece Rothwell (6)	4	6	30	30	30	100	100	54	54	30	30
Sam Cox (54)	5	54	25	100	100	30	30	30	25	25	25
Josh Daley (25)	6	25	100	25	25	25	25	25	5	5	5
Jordan Hole (199)	7	199	199	199	199	199	199	199	199	199	199
Luke Thackeray (95)	8	95	3	3	3	5	5	5	5	3	3
David Allingham (30)	9	30	95	95	5	3	3	3	153	153	153
Connor Tagg (100)	10	100	94	5	14	153	14	153	153	154	154
Jamie Thackeray (94)	11	94	14	94	95	14	153	95	95	95	95
Thomas Strettle (147)	12	147	5	14	94	95	95	154	154	64	64
Curtis Rothwell (10)	13	10	153	153	153	94	94	10	10	10	10
Adam Palfreman (64)	14	64	64	154	154	154	122	64	64	147	147
Will Hodgson (14)	15	14	154	64	64	122	154	22	7	7	7
Bryn Owen (154)	16	154	122	10	122	64	64	7	147	22	22
Marty Lennon (5)	17	5	10	122	10	10	10	147	22	14	14
Claire Domoney (99)	18	99	22	22	22	22	22	99	14	9	9
Joe Ravenscroft (153)	19	153	99	53	7	7	7	14	9	88	88
Wayne Bridges (7)	20	7	72	99	53	53	147	88	88	58	58
Andy Whitehead (122)	21	122	129	7	88	88	88	9	58	18	18
Sam Nicholson (22)	22	22	7	88	99	99	99	58	18	91	91
Andrew Gill (72)	23	72	53	58	9	147	9	18	91	8	8
Acea Webb (8)	24	8	58	9	58	9	53	91	8	24	24
Dean Osborne (58)	25	58	88	18	18	58	58	8	24	212	212
Antony Porter (129)	26	129	9	91	91	18	18	53	212	33	33
Rhys Hutchinson (53)	27	53	91	8	147	91	91	24	53		
Perry Goldstein (9)	28	9	8	212	8	8	8	212	33		
James Hobson (24)	29	24	18	24	24	24	24	33			
Paul Daley (88)	30	88	33	33	212	212	212				
Russell Brown (212)	31	212	24	147	33	33	33				
Gary Ellis (18)	32	18	212								
James Robinson (33)	33	33	147								
Gerhard Quinn (91)	34	91									

Timekeeper:

Race Director:

Weather / Track: Raining / Wet

Results @ [www.sportstimeservices.com](http://www.sportstimeservices.com)

Printed: 08/10/2011 11:51:17





Thundersport GB Round 17

Alto Digital Thundersport GP2 & GP3

Oulton Park 2.692 Miles

Race 3

08/10/2011 11:21

Race started at 11:21:29

Lap	Lap Tm	Diff	Time of Day
<b>(35) Jake Dixon</b>			
1	2:08.699	+10.027	11:26:16.101
2	2:01.264	+2.592	11:28:17.365
3	1:59.962	+1.290	11:30:17.327
4	1:59.713	+1.041	11:32:17.040
5	1:59.709	+1.037	11:34:16.749
6	<b>1:58.672</b>		11:36:15.421
7	1:59.139	+0.467	11:38:14.560
8	2:00.666	+1.994	11:40:15.226
9	2:00.261	+1.589	11:42:15.487

Lap	Lap Tm	Diff	Time of Day
<b>(100) Connor Tagg</b>			
1	2:09.015	+8.973	11:26:19.925
2	2:03.235	+3.193	11:28:23.160
3	2:02.341	+2.299	11:30:25.501
4	2:02.522	+2.480	11:32:28.023
5	2:00.871	+0.829	11:34:28.894
6	2:01.309	+1.267	11:36:30.203
7	<b>2:00.042</b>		11:38:30.245
8	2:01.435	+1.393	11:40:31.680
9	<b>2:00.042</b>		11:42:31.722

Lap	Lap Tm	Diff	Time of Day
<b>(54) Sam Cox</b>			
1	2:06.447	+5.970	11:26:16.683
2	2:02.859	+2.382	11:28:19.542
3	2:02.807	+2.330	11:30:22.349
4	2:02.974	+2.497	11:32:25.323
5	2:02.906	+2.429	11:34:28.229
6	2:02.345	+1.868	11:36:30.574
7	<b>2:00.477</b>		11:38:31.051
8	2:01.718	+1.241	11:40:32.769
9	2:01.267	+0.790	11:42:34.036

Lap	Lap Tm	Diff	Time of Day
<b>(30) David Allingham</b>			
1	2:07.174	+4.451	11:26:18.058
2	2:03.325	+0.602	11:28:21.383
3	2:03.828	+1.105	11:30:25.211
4	2:03.282	+0.559	11:32:28.493
5	2:02.885	+0.162	11:34:31.378
6	<b>2:02.723</b>		11:36:34.101
7	2:03.137	+0.414	11:38:37.238
8	2:05.686	+2.963	11:40:42.924
9	2:03.970	+1.247	11:42:46.894

Lap	Lap Tm	Diff	Time of Day
<b>(25) Josh Daley</b>			
1	2:09.168	+5.217	11:26:19.646
2	2:05.310	+1.359	11:28:24.956
3	2:04.720	+0.769	11:30:29.676
4	2:04.573	+0.622	11:32:34.249
5	2:04.543	+0.592	11:34:38.792
6	<b>2:03.951</b>		11:36:42.743
7	2:03.968	+0.017	11:38:46.711
8	2:05.747	+1.796	11:40:52.458
9	2:04.916	+0.965	11:42:57.374

Lap	Lap Tm	Diff	Time of Day
<b>(5) Marty Lennon</b>			
1	2:15.952	+11.883	11:26:27.883
2	2:06.394	+2.325	11:28:34.277
3	2:05.536	+1.467	11:30:39.813
4	2:05.695	+1.626	11:32:45.508

Lap	Lap Tm	Diff	Time of Day
5	2:06.658	+2.589	11:34:52.166
6	2:05.919	+1.850	11:36:58.085
7	2:04.601	+0.532	11:39:02.686
8	2:04.470	+0.401	11:41:07.156
9	<b>2:04.069</b>		11:43:11.225

Lap	Lap Tm	Diff	Time of Day
<b>(199) Jordan Hole</b>			
1	2:12.563	+7.220	11:26:23.125
2	2:06.200	+0.857	11:28:29.325
3	2:06.933	+1.590	11:30:36.258
4	2:07.278	+1.935	11:32:43.536
5	<b>2:05.343</b>		11:34:48.879
6	2:05.633	+0.290	11:36:54.512
7	2:06.311	+0.968	11:39:00.823
8	2:07.218	+1.875	11:41:08.041
9	2:05.687	+0.344	11:43:13.728

Lap	Lap Tm	Diff	Time of Day
<b>(3) Michael Clifford</b>			
1	2:16.705	+11.493	11:26:23.751
2	2:07.922	+2.710	11:28:31.673
3	2:07.076	+1.864	11:30:38.749
4	2:07.871	+2.659	11:32:46.620
5	2:09.426	+4.214	11:34:56.046
6	2:06.067	+0.855	11:37:02.113
7	2:06.067	+0.855	11:39:08.180
8	2:06.938	+1.726	11:41:15.118
9	<b>2:05.212</b>		11:43:20.330

Lap	Lap Tm	Diff	Time of Day
<b>(153) Joe Ravenscroft</b>			
1	2:15.932	+9.538	11:26:27.957
2	2:08.511	+2.117	11:28:36.468
3	2:07.814	+1.420	11:30:44.282
4	2:07.241	+0.847	11:32:51.523
5	<b>2:06.394</b>		11:34:57.917
6	2:07.803	+1.409	11:37:05.720
7	2:07.222	+0.828	11:39:12.942
8	2:07.883	+1.489	11:41:20.825
9	2:07.515	+1.121	11:43:28.340

Lap	Lap Tm	Diff	Time of Day
<b>(154) Bryn Owen</b>			
1	2:17.855	+12.468	11:26:29.652
2	2:10.051	+4.664	11:28:39.703
3	2:08.509	+3.122	11:30:48.212
4	2:08.163	+2.776	11:32:56.375
5	2:07.465	+2.078	11:35:03.840
6	2:07.417	+2.030	11:37:11.257
7	2:06.903	+1.516	11:39:18.160
8	2:06.374	+0.987	11:41:24.534
9	<b>2:05.387</b>		11:43:29.921

Lap	Lap Tm	Diff	Time of Day
<b>(95) Luke Thackeray</b>			
1	2:14.036	+7.184	11:26:24.747
2	2:08.962	+2.110	11:28:33.709
3	2:09.382	+2.530	11:30:43.091
4	2:09.031	+2.179	11:32:52.122
5	2:07.987	+1.135	11:35:00.109
6	2:08.746	+1.894	11:37:08.855
7	<b>2:06.852</b>		11:39:15.707
8	2:08.969	+2.117	11:41:24.676
9	2:09.742	+2.890	11:43:34.418

Lap	Lap Tm	Diff	Time of Day
<b>(64) Adam Palfreman</b>			
1	2:17.497	+10.513	11:26:29.013
2	2:11.387	+4.403	11:28:40.400
3	2:08.695	+1.711	11:30:49.095
4	2:08.206	+1.222	11:32:57.301
5	2:10.030	+3.046	11:35:07.331
6	2:10.933	+3.949	11:37:18.264
7	2:08.852	+1.868	11:39:27.116
8	<b>2:06.984</b>		11:41:34.100
9	2:07.980	+0.996	11:43:42.080

Lap	Lap Tm	Diff	Time of Day
<b>(10) Curtis Rothwell</b>			
1	2:18.780	+11.067	11:26:30.146
2	2:11.198	+3.485	11:28:41.344
3	2:08.995	+1.282	11:30:50.339
4	2:08.007	+0.294	11:32:58.346
5	2:09.273	+1.560	11:35:07.619
6	2:10.249	+2.536	11:37:17.868
7	2:08.814	+1.101	11:39:26.682
8	<b>2:07.713</b>		11:41:34.395
9	2:08.139	+0.426	11:43:42.534

Lap	Lap Tm	Diff	Time of Day
<b>(147) Thomas Strettle</b>			
1	2:45.234	+40.371	11:26:56.458
2	2:07.953	+3.090	11:29:04.411
3	2:07.315	+2.452	11:31:11.726
4	2:09.250	+4.387	11:33:20.976
5	2:06.861	+1.998	11:35:27.837
6	2:06.514	+1.651	11:37:34.351
7	2:06.786	+1.923	11:39:41.137
8	<b>2:04.863</b>		11:41:46.000
9	2:07.007	+2.144	11:43:53.007

Lap	Lap Tm	Diff	Time of Day
<b>(7) Wayne Bridges</b>			
1	2:22.159	+14.409	11:26:34.204
2	2:16.029	+8.279	11:28:50.233
3	2:11.903	+4.153	11:31:02.136
4	2:10.054	+2.304	11:33:12.190
5	2:08.855	+1.105	11:35:21.045
6	2:10.288	+2.538	11:37:31.333
7	2:09.774	+2.024	11:39:41.107
8	<b>2:07.750</b>		11:41:48.857
9	2:08.626	+0.876	11:43:57.483

Lap	Lap Tm	Diff	Time of Day
<b>(22) Sam Nicholson</b>			
1	2:19.233	+11.587	11:26:31.687
2	2:12.800	+5.154	11:28:44.487
3	2:11.175	+3.529	11:30:55.662
4	2:11.413	+3.767	11:33:07.075
5	2:12.450	+4.804	11:35:19.525
6	2:11.350	+3.704	11:37:30.875
7	2:10.703	+3.057	11:39:41.578
8	<b>2:07.646</b>		11:41:49.224
9	2:08.327	+0.681	11:43:57.551

Lap	Lap Tm	Diff	Time of Day
<b>(9) Perry Goldstein</b>			
1	2:23.991	+15.838	11:26:37.017
2	2:15.957	+7.804	11:28:52.974
3	2:14.529	+6.376	11:31:07.503
4	2:13.939	+5.786	11:33:21.442
5	2:12.431	+4.278	11:35:33.873

Timekeeper:

Race Director:

Weather / Track: Raining / Wet

Results @ [www.sportstimingservices.com](http://www.sportstimingservices.com)







# Thundersport GB Round 17

Alto Digital Thundersport GP2 & GP3

Oulton Park 2.692 Miles

Race 3

08/10/2011 11:21

Race started at 11:21:29

Lap	Lap Tm	Diff	Time of Day
6	2:13.773	+5.620	11:37:47.646
7	2:12.160	+4.007	11:39:59.806
8	<b>2:08.153</b>		11:42:07.959
9	2:09.399	+1.246	11:44:17.358

(88) Paul Daley

1	2:23.461	+10.733	11:26:36.592
2	2:14.728	+2.000	11:28:51.320
3	2:14.375	+1.647	11:31:05.695
4	2:14.351	+1.623	11:33:20.046
5	<b>2:12.728</b>		11:35:32.774
6	2:14.676	+1.948	11:37:47.450
7	2:12.953	+0.225	11:40:00.403
8	2:12.957	+0.229	11:42:13.360
9	2:15.041	+2.313	11:44:28.401

(58) Dean Osborne

1	2:23.482	+12.177	11:26:36.313
2	2:16.221	+4.916	11:28:52.534
3	2:15.487	+4.182	11:31:08.021
4	2:14.765	+3.460	11:33:22.786
5	2:14.168	+2.863	11:35:36.954
6	2:14.882	+3.577	11:37:51.836
7	2:12.844	+1.539	11:40:04.680
8	<b>2:11.305</b>		11:42:15.985

(18) Gary Ellis

1	2:24.881	+11.870	11:26:38.658
2	2:15.865	+2.854	11:28:54.523
3	2:13.780	+0.769	11:31:08.303
4	2:15.234	+2.223	11:33:23.537
5	2:13.576	+0.565	11:35:37.113
6	2:16.476	+3.465	11:37:53.589
7	<b>2:13.011</b>		11:40:06.600
8	2:13.355	+0.344	11:42:19.955

(91) Gerhard Quinn

1	2:22.958	+11.149	11:26:37.239
2	2:17.300	+5.491	11:28:54.539
3	2:16.147	+4.338	11:31:10.686
4	2:13.129	+1.320	11:33:23.815
5	2:14.650	+2.841	11:35:38.465
6	2:16.388	+4.579	11:37:54.853
7	2:13.461	+1.652	11:40:08.314
8	<b>2:11.809</b>		11:42:20.123

(8) Acea Webb

1	2:25.338	+12.626	11:26:38.098
2	2:18.150	+5.438	11:28:56.248
3	2:16.660	+3.948	11:31:12.908
4	2:14.899	+2.187	11:33:27.807
5	2:13.765	+1.053	11:35:41.572
6	2:13.721	+1.009	11:37:55.293
7	2:14.636	+1.924	11:40:09.929
8	<b>2:12.712</b>		11:42:22.641

(24) James Hobson

1	2:27.960	+16.836	11:26:40.997
2	2:20.378	+9.254	11:29:01.375
3	2:16.809	+5.685	11:31:18.184
4	2:13.360	+2.236	11:33:31.544

Lap	Lap Tm	Diff	Time of Day
5	2:13.810	+2.686	11:35:45.354
6	2:13.160	+2.036	11:37:58.514
7	2:13.815	+2.691	11:40:12.329
8	<b>2:11.124</b>		11:42:23.453

(212) Russell Brown

1	2:27.901	+12.698	11:26:41.491
2	2:19.192	+3.989	11:29:00.683
3	2:18.185	+2.982	11:31:18.868
4	<b>2:15.203</b>		11:33:34.071
5	2:15.430	+0.227	11:35:49.501
6	2:15.641	+0.438	11:38:05.142
7	2:17.917	+2.714	11:40:23.059
8	2:16.335	+1.132	11:42:39.394

(33) James Robinson

1	2:26.493	+7.269	11:26:40.438
2	2:22.107	+2.883	11:29:02.545
3	2:21.979	+2.755	11:31:24.524
4	<b>2:19.224</b>		11:33:43.748
5	2:20.331	+1.107	11:36:04.079
6	2:19.927	+0.703	11:38:24.006
7	2:21.066	+1.842	11:40:45.072
8	2:22.355	+3.131	11:43:07.427

(14) Will Hodgson

1	2:14.605	+8.858	11:26:26.286
2	2:08.564	+2.817	11:28:34.850
3	2:07.486	+1.739	11:30:42.336
4	2:09.478	+3.731	11:32:51.814
5	<b>2:05.747</b>		11:34:57.561
6	2:48.389	+42.642	11:37:45.950
7	2:11.713	+5.966	11:39:57.663
8	2:06.970	+1.223	11:42:04.633
9	2:06.335	+0.588	11:44:10.968

(43) James Folkard

1	2:07.263	+7.586	11:26:14.280
2	2:01.447	+1.770	11:28:15.727
3	2:01.340	+1.663	11:30:17.067
4	2:01.401	+1.724	11:32:18.468
5	<b>1:59.677</b>		11:34:18.145
6	2:00.018	+0.341	11:36:18.163
7	2:00.939	+1.262	11:38:19.102

(53) Rhys Hutchinson

1	2:21.650	+7.799	11:26:34.570
2	2:15.402	+1.551	11:28:49.972
3	<b>2:13.851</b>		11:31:03.823
4	2:16.186	+2.335	11:33:20.009
5	2:14.619	+0.768	11:35:34.628
6	2:20.811	+6.960	11:37:55.439
7	2:34.226	+20.375	11:40:29.666

(99) Claire Domoney

1	2:20.109	+7.548	11:26:32.064
2	2:18.023	+5.462	11:28:50.087
3	2:15.763	+3.202	11:31:05.850
4	2:14.581	+2.020	11:33:20.431
5	2:12.564	+0.003	11:35:32.995
6	<b>2:12.561</b>		11:37:45.556

Lap	Lap Tm	Diff	Time of Day
(94) Jamie Thackeray			
1	2:14.617	+6.981	11:26:25.656
2	2:09.154	+1.518	11:28:34.810
3	2:08.907	+1.271	11:30:43.717
4	2:08.812	+1.176	11:32:52.529
5	<b>2:07.636</b>		11:35:00.165

(122) Andy Whitehead

1	2:17.568	+11.171	11:26:29.727
2	2:11.747	+5.350	11:28:41.474
3	2:07.824	+1.427	11:30:49.298
4	2:07.160	+0.763	11:32:56.458
5	<b>2:06.397</b>		11:35:02.855

(72) Andrew Gill

1	<b>2:19.756</b>		11:26:32.407
---	-----------------	--	--------------

(129) Antony Porter

1	<b>2:19.695</b>		11:26:32.587
---	-----------------	--	--------------

Timekeeper:

Race Director:

Weather / Track: Raining / Wet

Results @ [www.sportstimingservices.com](http://www.sportstimingservices.com)





Thundersport GB Round 17

Sorted on Laps


Alto Digital Thundersport GP2 & GP3

Oulton Park 2.692 Miles

Race 11

08/10/2011 15:39

Race started at 15:39:56



Pos	No.	Name	Bike	CC	Laps	Total Tm	Diff	Gap	Best Tm	Best Spd	Avg. Spd	Start Pos
1	35	Jake Dixon	Aprilia	450	8	15:38.706			1:55.617	83.822	82.592	1
2	5	Marty Lennon	Kawasaki	650	8	15:41.950	3.244	3.244	1:54.235	84.836	82.308	19
3	30	David Allingham	Aprilia	450	8	15:53.919	15.213	11.969	1:56.634	83.091	81.275	10
4	54	Sam Cox	Aprilia	450	8	15:56.642	17.936	2.723	1:56.590	83.122	81.043	6
5	25	Josh Daley	Kawasaki	400	8	15:56.755	18.049	0.113	1:57.184	82.701	81.034	5
6	3	Michael Clifford	Aprilia	450	8	15:56.854	18.148	0.099	1:56.517	83.174	81.026	4
7	14	Will Hodgson	Aprilia	450	8	15:57.025	18.319	0.171	1:56.474	83.205	81.011	17
8	6	Reece Rothwell	Aprilia	450	8	15:58.315	19.609	1.290	1:57.476	82.495	80.902	3
9	147	Thomas Strettle	Aprilia	450	8	16:03.833	25.127	5.518	1:57.700	82.338	80.439	12
10	153	Joe Ravenscroft	Kawasaki	650 M	8	16:33.253	54.547	29.420	2:00.859	80.186	78.056	18
11	7	Wayne Bridges	Suzuki	650 M	8	16:39.726	1:01.020	6.473	2:01.514	79.754	77.551	21
12	10	Curtis Rothwell	Suzuki	650 M	8	16:40.832	1:02.126	1.106	2:00.235	80.602	77.465	14
13	9	Perry Goldstein	KTM	610	8	16:40.978	1:02.272	0.146	2:01.204	79.958	77.454	27
14	64	Adam Palfreman	Suzuki	650	8	16:41.089	1:02.383	0.111	2:02.368	79.197	77.445	15
15	22	Sam Nicholson	Suzuki	650 M	8	16:48.319	1:09.613	7.230	2:02.856	78.883	76.890	23
16	72	Andrew Gill	Kawasaki	400	8	16:56.496	1:17.790	8.177	2:02.403	79.175	76.271	26
17	8	Acea Webb	Aprilia	450	8	17:07.658	1:28.952	11.162	2:05.217	77.395	75.443	25
18	53	Rhys Hutchinson	Aprilia	450	8	17:10.192	1:31.486	2.534	2:05.932	76.956	75.257	32
19	129	Antony Porter	Suzuki	650 M	8	17:13.017	1:34.311	2.825	2:06.537	76.588	75.052	24
20	99	Claire Domoney	Suzuki	650 M	8	17:19.932	1:41.226	6.915	2:08.177	75.608	74.553	20
21	24	James Hobson	Honda	125-GP3	8	17:23.224	1:44.518	3.292	2:05.595	77.162	74.317	22
22	33	James Robinson	Honda	125-GP3	8	17:24.772	1:46.066	1.548	2:05.707	77.094	74.207	0
23	91	Gerhard Quinn	Kawasaki	400	8	17:39.092	2:00.386	14.320	2:09.335	74.931	73.204	0
24	212	Russell Brown	Aprilia	450	8	17:45.896	2:07.190	6.804	2:09.378	74.906	72.737	33

2

3 & M

Not classified

DNF	154	Bryn Owen	Honda	125-GP3	7	14:22.859	DNF		1:59.516	81.087	78.620	13
DNF	199	Jordan Hole	Aprilia	450	4	8:06.318	DNF		1:58.862	81.533	79.711	8
DNF	100	Connor Tagg	Aprilia	450	4	8:09.366	DNF		1:58.791	81.582	79.214	9
DNF	88	Paul Daley	Kawasaki	400	4	9:30.763	DNF		2:11.070	73.939	67.918	28
DNF	58	Dean Osborne	Kawasaki	400	3	6:32.404	DNF		2:07.425	76.054	74.091	29
DNF	43	James Folkard	Aprilia	450	2	4:06.255	DNF		2:01.305	79.891	78.708	2
DNF	18	Gary Ellis	Kawasaki	400	1	2:36.434	DNF		-	-	61.950	31

Margin of Victory	Avg. Speed	Best Lap Tm	Best Spd	Best Lap by
3.244	82.592	1:54.235	84.836	5 - Marty Lennon

Timekeeper:

Race Director:

Weather / Track: Cloudy / Drying

Results @ [www.sportstiming.com](http://www.sportstiming.com)





# Thundersport GB Round 17

# Lapchart

Alto Digital Thundersport GP2 & GP3

Oulton Park 2.692 Miles

Race 11

08/10/2011 15:39

Race started at 15:39:56

### Competitors

### Laps

	0	1	2	3	4	5	6	7	8
Michael Clifford (3)	1	3	43	35	35	35	35	35	35
Jake Dixon (35)	2	35	35	3	5	5	5	5	5
Reece Rothwell (6)	3	6	3	30	3	30	30	30	30
James Folkard (43)	4	43	30	6	30	3	3	54	25
Josh Daley (25)	5	25	6	43	6	54	54	3	54
Jordan Hole (199)	6	199	54	54	54	25	25	25	3
Sam Cox (54)	7	54	25	5	25	6	6	6	14
David Allingham (30)	8	30	100	25	199	199	14	14	14
Connor Tagg (100)	9	100	5	199	100	14	147	147	147
Thomas Strettle (147)	10	147	199	100	14	100	153	154	154
Curtis Rothwell (10)	11	10	14	14	147	147	154	153	153
Adam Palfreman (64)	12	64	147	147	153	153	64	64	7
Will Hodgson (14)	13	14	153	153	154	154	7	7	64
Joe Ravenscroft (153)	14	153	64	154	64	64	9	9	10
Marty Lennon (5)	15	5	10	64	7	7	10	10	9
Bryn Owen (154)	16	154	154	22	22	22	22	22	72
Wayne Bridges (7)	17	7	22	7	10	9	72	72	72
Claire Domoney (99)	18	99	58	58	9	10	53	129	8
Sam Nicholson (22)	19	22	99	10	58	53	129	53	129
Acea Webb (8)	20	8	7	99	53	72	8	8	53
Andrew Gill (72)	21	72	53	9	72	99	99	99	24
Perry Goldstein (9)	22	9	9	53	99	129	91	24	24
Antony Porter (129)	23	129	8	72	8	8	24	33	33
Rhys Hutchinson (53)	24	53	129	8	129	91	33	91	91
Dean Osborne (58)	25	58	72	129	91	24	212	212	212
Paul Daley (88)	26	88	91	91	24	33			
Gary Ellis (18)	27	18	24	24	33	212			
James Hobson (24)	28	24	33	33	212	88			
Russell Brown (212)	29	212	212	212	88				
Gerhard Quinn (91)	30	91	18	88					
James Robinson (33)	31	33	88						

Timekeeper:

Race Director:

Weather / Track: Cloudy / Drying

Results @ [www.sportstimeservices.com](http://www.sportstimeservices.com)

Printed: 08/10/2011 16:01:06





Thundersport GB Round 17

Alto Digital Thundersport GP2 & GP3

Oulton Park 2.692 Miles

Race 11

08/10/2011 15:39

Race started at 15:39:56



Lap	Lap Tm	Diff	Time of Day
<b>(35) Jake Dixon</b>			
1	2:01.837	+6.220	15:41:58.699
2	1:57.440	+1.823	15:43:56.139
3	1:57.501	+1.884	15:45:53.640
4	1:56.312	+0.695	15:47:49.952
5	1:56.364	+0.747	15:49:46.316
6	<b>1:55.617</b>		15:51:41.933
7	1:56.078	+0.461	15:53:38.011
8	1:57.081	+1.464	15:55:35.092

Lap	Lap Tm	Diff	Time of Day
<b>(5) Marty Lennon</b>			
1	2:04.043	+9.808	15:42:04.959
2	1:58.423	+4.188	15:44:03.382
3	1:58.194	+3.959	15:46:01.576
4	1:57.256	+3.021	15:47:58.832
5	1:55.726	+1.491	15:49:54.558
6	1:55.003	+0.768	15:51:49.561
7	<b>1:54.235</b>		15:53:43.796
8	1:54.540	+0.305	15:55:38.336

Lap	Lap Tm	Diff	Time of Day
<b>(30) David Allingham</b>			
1	2:02.616	+5.982	15:42:02.338
2	1:59.701	+3.067	15:44:02.039
3	1:59.749	+3.115	15:46:01.788
4	1:57.498	+0.864	15:47:59.286
5	<b>1:56.634</b>		15:49:55.920
6	1:57.891	+1.257	15:51:53.811
7	1:57.906	+1.272	15:53:51.717
8	1:58.588	+1.954	15:55:50.305

Lap	Lap Tm	Diff	Time of Day
<b>(54) Sam Cox</b>			
1	2:03.954	+7.364	15:42:03.666
2	1:59.253	+2.663	15:44:02.919
3	1:59.237	+2.647	15:46:02.156
4	1:58.943	+2.353	15:48:01.099
5	1:57.556	+0.966	15:49:58.655
6	1:58.848	+2.258	15:51:57.503
7	1:58.935	+2.345	15:53:56.438
8	<b>1:56.590</b>		15:55:53.028

Lap	Lap Tm	Diff	Time of Day
<b>(25) Josh Daley</b>			
1	2:05.106	+7.922	15:42:04.673
2	1:59.491	+2.307	15:44:04.164
3	1:58.753	+1.569	15:46:02.917
4	1:58.548	+1.364	15:48:01.465
5	1:58.417	+1.233	15:49:59.882
6	1:58.114	+0.930	15:51:57.996
7	1:57.961	+0.777	15:53:55.957
8	<b>1:57.184</b>		15:55:53.141

Lap	Lap Tm	Diff	Time of Day
<b>(3) Michael Clifford</b>			
1	2:05.313	+8.796	15:42:01.699
2	1:59.964	+3.447	15:44:01.663
3	2:00.097	+3.580	15:46:01.760
4	1:57.914	+1.397	15:47:59.674
5	1:58.053	+1.536	15:49:57.727
6	1:59.837	+3.320	15:51:57.564
7	1:59.159	+2.642	15:53:56.723
8	<b>1:56.517</b>		15:55:53.240

Lap	Lap Tm	Diff	Time of Day
<b>(14) Will Hodgson</b>			
1	2:05.141	+8.667	15:42:05.751
2	1:59.794	+3.320	15:44:05.545
3	1:58.586	+2.112	15:46:04.131
4	1:59.587	+3.113	15:48:03.718
5	1:58.105	+1.631	15:50:01.823
6	1:57.470	+0.996	15:51:59.293
7	1:57.644	+1.170	15:53:56.937
8	<b>1:56.474</b>		15:55:53.411

Lap	Lap Tm	Diff	Time of Day
<b>(6) Reece Rothwell</b>			
1	2:05.791	+8.315	15:42:02.688
2	1:59.686	+2.210	15:44:02.374
3	1:59.729	+2.253	15:46:02.103
4	1:59.879	+2.403	15:48:01.982
5	1:58.895	+1.419	15:50:00.877
6	1:58.407	+0.931	15:51:59.284
7	<b>1:57.476</b>		15:53:56.760
8	1:57.941	+0.465	15:55:54.701

Lap	Lap Tm	Diff	Time of Day
<b>(147) Thomas Strettle</b>			
1	2:06.381	+8.681	15:42:06.480
2	2:01.218	+3.518	15:44:07.698
3	1:59.565	+1.865	15:46:07.263
4	1:58.991	+1.291	15:48:06.254
5	1:59.102	+1.402	15:50:05.356
6	1:58.967	+1.267	15:52:04.323
7	<b>1:57.700</b>		15:54:02.023
8	1:58.196	+0.496	15:56:00.219

Lap	Lap Tm	Diff	Time of Day
<b>(153) Joe Ravenscroft</b>			
1	2:08.596	+7.737	15:42:09.491
2	2:03.783	+2.924	15:44:13.274
3	2:02.092	+1.233	15:46:15.366
4	<b>2:00.859</b>		15:48:16.225
5	2:02.622	+1.763	15:50:18.847
6	2:02.048	+1.189	15:52:20.895
7	2:02.249	+1.390	15:54:23.144
8	2:06.495	+5.636	15:56:29.639

Lap	Lap Tm	Diff	Time of Day
<b>(7) Wayne Bridges</b>			
1	2:12.428	+10.914	15:42:13.602
2	2:06.238	+4.724	15:44:19.840
3	2:04.384	+2.870	15:46:24.224
4	2:02.396	+0.882	15:48:26.620
5	2:02.511	+0.997	15:50:29.131
6	2:03.715	+2.201	15:52:32.846
7	<b>2:01.514</b>		15:54:34.360
8	2:01.752	+0.238	15:56:36.112

Lap	Lap Tm	Diff	Time of Day
<b>(10) Curtis Rothwell</b>			
1	2:11.957	+11.722	15:42:12.382
2	2:09.286	+9.051	15:44:21.668
3	2:04.273	+4.038	15:46:25.941
4	2:04.119	+3.884	15:48:30.060
5	2:03.279	+3.044	15:50:33.339
6	2:01.924	+1.689	15:52:35.263
7	<b>2:00.235</b>		15:54:35.498
8	2:01.720	+1.485	15:56:37.218

<b>(9) Perry Goldstein</b>			
----------------------------	--	--	--

Lap	Lap Tm	Diff	Time of Day
1	2:12.705	+11.501	15:42:14.579
2	2:07.876	+6.672	15:44:22.455
3	2:03.846	+2.642	15:46:26.301
4	2:03.122	+1.918	15:48:29.423
5	2:02.720	+1.516	15:50:32.143
6	<b>2:01.204</b>		15:52:33.347
7	2:02.292	+1.088	15:54:35.639
8	2:01.725	+0.521	15:56:37.364

Lap	Lap Tm	Diff	Time of Day
<b>(64) Adam Palfreman</b>			
1	2:09.395	+7.027	15:42:09.926
2	2:06.282	+3.914	15:44:16.208
3	2:03.627	+1.259	15:46:19.835
4	2:04.449	+2.081	15:48:24.284
5	2:04.113	+1.745	15:50:28.397
6	2:04.102	+1.734	15:52:32.499
7	<b>2:02.368</b>		15:54:34.867
8	2:02.608	+0.240	15:56:37.475

Lap	Lap Tm	Diff	Time of Day
<b>(22) Sam Nicholson</b>			
1	2:11.170	+8.314	15:42:12.564
2	2:07.065	+4.209	15:44:19.629
3	2:05.270	+2.414	15:46:24.899
4	2:04.143	+1.287	15:48:29.042
5	2:04.595	+1.739	15:50:33.637
6	2:03.438	+0.582	15:52:37.075
7	<b>2:02.856</b>		15:54:39.931
8	2:04.774	+1.918	15:56:44.705

Lap	Lap Tm	Diff	Time of Day
<b>(72) Andrew Gill</b>			
1	2:14.770	+12.367	15:42:16.517
2	2:07.896	+5.493	15:44:24.413
3	2:06.100	+3.697	15:46:30.513
4	2:06.804	+4.401	15:48:37.317
5	2:05.828	+3.425	15:50:43.145
6	2:03.827	+1.424	15:52:46.972
7	2:03.507	+1.104	15:54:50.479
8	<b>2:02.403</b>		15:56:52.882

Lap	Lap Tm	Diff	Time of Day
<b>(8) Acea Webb</b>			
1	2:13.728	+8.511	15:42:15.398
2	2:09.400	+4.183	15:44:24.798
3	2:07.732	+2.515	15:46:32.530
4	2:07.898	+2.681	15:48:40.428
5	2:05.751	+0.534	15:50:46.179
6	2:07.307	+2.090	15:52:53.486
7	<b>2:05.217</b>		15:54:58.703
8	2:05.341	+0.124	15:57:04.044

Lap	Lap Tm	Diff	Time of Day
<b>(53) Rhys Hutchinson</b>			
1	2:12.123	+6.191	15:42:14.038
2	2:08.587	+2.655	15:44:22.625
3	2:06.573	+0.641	15:46:29.198
4	2:07.795	+1.863	15:48:36.993
5	2:08.321	+2.389	15:50:45.314
6	2:07.954	+2.022	15:52:53.268
7	2:07.378	+1.446	15:55:00.646
8	<b>2:05.932</b>		15:57:06.578

<b>(129) Antony Porter</b>			
1	2:14.181	+7.644	15:42:16.058

Timekeeper:

Race Director:

Weather / Track: Cloudy / Drying

Results @ [www.sportstimingservices.com](http://www.sportstimingservices.com)

Printed: 08/10/2011 16:01:39





Thundersport GB Round 17


Alto Digital Thundersport GP2 & GP3

Oulton Park 2.692 Miles

Race 11

08/10/2011 15:39

Race started at 15:39:56



Lap	Lap Tm	Diff	Time of Day
2	2:08.857	+2.320	15:44:24.915
3	2:07.618	+1.081	15:46:32.533
4	2:06.837	+0.300	15:48:39.370
5	<b>2:06.537</b>		15:50:45.907
6	2:06.902	+0.365	15:52:52.809
7	2:07.578	+1.041	15:55:00.387
8	2:09.016	+2.479	15:57:09.403

(99) Claire Domoney

1	2:12.362	+4.185	15:42:13.580
2	2:08.333	+0.156	15:44:21.913
3	2:08.895	+0.718	15:46:30.808
4	2:08.389	+0.212	15:48:39.197
5	2:10.337	+2.160	15:50:49.534
6	2:10.078	+1.901	15:52:59.612
7	2:08.529	+0.352	15:55:08.141
8	<b>2:08.177</b>		15:57:16.318

(24) James Hobson

1	2:19.780	+14.185	15:42:21.989
2	2:10.695	+5.100	15:44:32.684
3	2:09.036	+3.441	15:46:41.720
4	2:09.126	+3.531	15:48:50.846
5	2:08.519	+2.924	15:50:59.365
6	2:07.488	+1.893	15:53:06.853
7	2:07.162	+1.567	15:55:14.015
8	<b>2:05.595</b>		15:57:19.610

(33) James Robinson

1	2:19.223	+13.516	15:42:22.224
2	2:10.773	+5.066	15:44:32.997
3	2:09.063	+3.356	15:46:42.060
4	2:09.010	+3.303	15:48:51.070
5	2:09.178	+3.471	15:51:00.248
6	2:08.990	+3.283	15:53:09.238
7	<b>2:05.707</b>		15:55:14.945
8	2:06.213	+0.506	15:57:21.158

(91) Gerhard Quinn

1	2:13.958	+4.623	15:42:16.900
2	<b>2:09.335</b>		15:44:26.235
3	2:09.488	+0.153	15:46:35.723
4	2:10.607	+1.272	15:48:46.330
5	2:11.983	+2.648	15:50:58.313
6	2:11.110	+1.775	15:53:09.423
7	2:11.116	+1.781	15:55:20.539
8	2:14.939	+5.604	15:57:35.478

(212) Russell Brown

1	2:21.017	+11.639	15:42:23.421
2	2:12.405	+3.027	15:44:35.826
3	2:12.037	+2.659	15:46:47.863
4	2:11.408	+2.030	15:48:59.271
5	2:11.579	+2.201	15:51:10.850
6	2:12.049	+2.671	15:53:22.899
7	2:10.005	+0.627	15:55:32.904
8	<b>2:09.378</b>		15:57:42.282

(154) Bryn Owen

1	2:11.363	+11.847	15:42:12.401
2	2:03.377	+3.861	15:44:15.778

Lap	Lap Tm	Diff	Time of Day
3	2:02.655	+3.139	15:46:18.433
4	2:01.284	+1.768	15:48:19.717
5	<b>1:59.516</b>		15:50:19.233
6	2:00.111	+0.595	15:52:19.344
7	1:59.901	+0.385	15:54:19.245

(199) Jordan Hole

1	2:06.090	+7.228	15:42:05.685
2	1:59.132	+0.270	15:44:04.817
3	<b>1:58.862</b>		15:46:03.679
4	1:59.025	+0.163	15:48:02.704

(100) Connor Tagg

1	2:04.990	+6.199	15:42:04.909
2	2:00.112	+1.321	15:44:05.021
3	<b>1:58.791</b>		15:46:03.812
4	2:01.940	+3.149	15:48:05.752

(88) Paul Daley

1	2:48.843	+37.773	15:42:50.804
2	2:13.729	+2.659	15:45:04.533
3	2:11.546	+0.476	15:47:16.079
4	<b>2:11.070</b>		15:49:27.149

(58) Dean Osborne

1	2:11.245	+3.820	15:42:13.191
2	2:08.174	+0.749	15:44:21.365
3	<b>2:07.425</b>		15:46:28.790

(43) James Folkard

1	<b>2:01.305</b>		15:41:58.220
2	2:04.421	+3.116	15:44:02.642

(18) Gary Ellis

1	2:30.676	-3:58:24.098	15:42:32.821
---	----------	--------------	--------------

Timekeeper:

Race Director:

Weather / Track: Cloudy / Drying

Results @ [www.sportstimingservices.com](http://www.sportstimingservices.com)







Thundersport GB Rounds 17 & 18

Sorted on Best Lap time

Aprilia RRV450GP

Oulton Park 2.692 Miles

Qualifying

07/10/2011 15:49

Practice started at 15:49:04

Pos	No.	Name	Bike	CC	Best Tm	Best Spd	Gap	Diff - Ldr.	In Lap	2nd Best
1	43	James Folkard	Aprilia	450	2:00.152	80.658			5	2:01.446
2	35	Jake Dixon	Aprilia	450	2:00.875	80.175	0.723	0.723	8	2:01.900
3	54	Sam Cox	Aprilia	450	2:01.956	79.465	1.081	1.804	7	2:02.293
4	3	Michael Clifford	Aprilia	450	2:02.866	78.876	0.910	2.714	7	2:03.437
5	100	Connor Tagg	Aprilia	450	2:02.935	78.832	0.069	2.783	7	2:02.962
6	94	Jamie Thackeray	Aprilia	450	2:03.504	78.469	0.569	3.352	6	2:04.107
7	99	Jordan Hole	Aprilia	450	2:03.709	78.339	0.205	3.557	8	2:03.744
8	6	Reece Rothwell	Aprilia	450	2:03.770	78.300	0.061	3.618	7	2:04.440
9	30	David Allingham	Aprilia	450	2:04.357	77.930	0.587	4.205	5	2:04.558
10	147	Thomas Strettle	Aprilia	450	2:04.381	77.915	0.024	4.229	8	2:04.583
11	14	Will Hodgson	Aprilia	450	2:04.996	77.532	0.615	4.844	9	2:06.067
12	95	Luke Thackeray	Aprilia	450	2:05.160	77.430	0.164	5.008	8	2:05.199
13	212	Russell Brown	Aprilia	450	2:13.583	72.548	8.423	13.431	8	2:13.613
14	34	Louis Dawson	Aprilia	450	2:14.933	71.822	1.350	14.781	7	2:15.207
15	53	Rhys Hutchinson	Aprilia	450	2:15.583	71.478	0.650	15.431	3	2:18.421
16	23	Louigi LaVecchia	Aprilia	450	2:15.790	71.369	0.207	15.638	8	2:17.270

Timekeeper:

Race Director:

Weather / Track: Raining / Wet

Results @ [www.sportstimeservices.com](http://www.sportstimeservices.com)

Printed: 07/10/2011 16:08:51






Thundersport GB Rounds 17 & 18

Aprilia RRV450GP

Oulton Park 2.692 Miles

Race 6 & 14

Race



POLE POSITION

	1	2	3	4
1	43	35	54	3
2	100	94	99	6
3	30	147	14	95
4	212	34	53	23

Timekeeper:

Race Director:

Weather / Track:

Results @ [www.sportstimeservices.com](http://www.sportstimeservices.com)

Printed: 07/10/2011 16:10:12





Thundersport GB Rounds 17 & 18

Sorted on Best Lap time

GP2 & RRV450GP

Oulton Park 2.692 Miles

Warm up

08/10/2011 09:15

Practice started at 9:15:13

Pos	No.	Name	Bike	CC	Best Tm	Best Spd	Gap	Diff - Ldr.	In Lap	2nd Best
1	100	Connor Tagg	Aprilia	450	2:02.988	78.798			5	2:04.857
2	30	David Allingham	Aprilia	450	2:04.248	77.999	1.260	1.260	5	2:05.145
3	54	Sam Cox	Aprilia	450	2:04.272	77.984	0.024	1.284	5	2:05.170
4	3	Michael Clifford	Aprilia	450	2:04.965	77.551	0.693	1.977	5	2:07.327
5	43	James Folkard	Aprilia	450	2:05.198	77.407	0.233	2.210	4	2:05.601
6	25	Josh Daley	Kawasaki	400	2:07.047	76.280	1.849	4.059	5	2:08.750
7	99	Jordan Hole	Aprilia	450	2:07.957	75.738	0.910	4.969	5	2:09.969
8	6	Reece Rothwell	Aprilia	450	2:09.611	74.771	1.654	6.623	3	2:12.667
9	153	Joe Ravenscroft	Kawasaki	650	2:09.886	74.613	0.275	6.898	5	2:10.269
10	94	Jamie Thackeray	Aprilia	450	2:09.944	74.580	0.058	6.956	5	2:11.100
11	95	Luke Thackeray	Aprilia	450	2:10.258	74.400	0.314	7.270	5	2:13.233
12	147	Thomas Strettle	Aprilia	450	2:11.027	73.963	0.769	8.039	4	2:12.372
13	5	Marty Lennon	Kawasaki	650	2:11.442	73.730	0.415	8.454	4	2:11.708
14	72	Andrew Gill	Kawasaki	400	2:12.424	73.183	0.982	9.436	4	2:14.154
15	35	Jake Dixon	Aprilia	450	2:12.797	72.978	0.373	9.809	2	2:27.156
16	10	Curtis Rothwell	Suzuki	650 M	2:13.491	72.598	0.694	10.503	5	2:14.706
17	14	Will Hodgson	Aprilia	450	2:14.157	72.238	0.666	11.169	3	2:14.548
18	34	Louis Dawson	Aprilia	450	2:14.323	72.148	0.166	11.335	5	2:17.864
19	129	Antony Porter	Suzuki	650 M	2:14.361	72.128	0.038	11.373	4	2:14.882
20	9	Perry Goldstein	KTM	610	2:15.759	71.385	1.398	12.771	3	2:17.616
21	18	Gary Ellis	Kawasaki	400	2:16.366	71.068	0.607	13.378	4	2:17.289
22	37	Clinton Carver	Aprilia	450	2:16.471	71.013	0.105	13.483	3	2:20.062
23	53	Rhys Hutchinson	Aprilia	450	2:16.500	70.998	0.029	13.512	3	2:17.899
24	212	Russell Brown	Aprilia	450	2:18.465	69.990	1.965	15.477	5	2:19.588
25	8	Acea Webb	Aprilia	450	2:18.801	69.821	0.336	15.813	5	2:18.901
26	23	Louigi LaVecchia	Aprilia	450	2:19.923	69.261	1.122	16.935	4	2:21.836
27	91	Gerhard Quinn	Kawasaki	400	2:24.189	67.212	4.266	21.201	3	2:26.592
28	122	Andy Whitehead	Kawasaki	400	2:25.533	66.591	1.344	22.545	3	2:26.113

Timekeeper:

Race Director:

Weather / Track: Raining / Wet

Results @ [www.sportstimingservices.com](http://www.sportstimingservices.com)

Printed: 08/10/2011 09:28:17





Thundersport GB Round 17

Sorted on Laps

Aprilia RRV450GP

Oulton Park 2.692 Miles

Race 6

08/10/2011 12:54

Race started at 12:54:35

Pos	No.	Name	Bike	CC	Laps	Total Tm	Diff	Gap	Best Tm	Best Spd	Avg. Spd	Start Pos
1	35	Jake Dixon	Aprilia	450	9	17:47.596			1:57.090	82.767	81.698	2
2	43	James Folkard	Aprilia	450	9	17:49.303	1.707	1.707	1:56.109	83.466	81.568	1
3	100	Connor Tagg	Aprilia	450	9	17:55.700	8.104	6.397	1:57.247	82.656	81.083	5
4	54	Sam Cox	Aprilia	450	9	18:10.017	22.421	14.317	1:59.159	81.330	80.018	3
5	30	David Allingham	Aprilia	450	9	18:13.577	25.981	3.560	1:59.750	80.929	79.757	9
6	99	Jordan Hole	Aprilia	450	9	18:18.740	31.144	5.163	2:00.188	80.634	79.383	7
7	6	Reece Rothwell	Aprilia	450	9	18:22.029	34.433	3.289	1:59.346	81.203	79.146	8
8	14	Will Hodgson	Aprilia	450	9	18:22.154	34.558	0.125	1:58.761	81.603	79.137	11
9	147	Thomas Strettle	Aprilia	450	9	18:23.319	35.723	1.165	1:59.700	80.962	79.053	10
10	3	Michael Clifford	Aprilia	450	9	18:39.527	51.931	16.208	2:00.640	80.332	77.909	4
11	94	Jamie Thackeray	Aprilia	450	9	18:51.484	1:03.888	11.957	2:02.904	78.852	77.085	6
12	95	Luke Thackeray	Aprilia	450	9	18:51.527	1:03.931	0.043	2:02.733	78.962	77.082	12
13	37	Clinton Carver	Aprilia	450	9	19:38.126	1:50.530	46.599	2:08.504	75.416	74.034	0
14	8	Acea Webb	Aprilia	450	9	19:38.203	1:50.607	0.077	2:08.601	75.359	74.029	0
15	53	Rhys Hutchinson	Aprilia	450	9	19:38.314	1:50.718	0.111	2:08.535	75.397	74.022	15
16	212	Russell Brown	Aprilia	450	8	17:54.111	1 Lap	1 Lap	2:12.181	73.318	72.180	13
17	23	Louigi LaVecchia	Aprilia	450	8	18:02.489	1 Lap	8.378	2:13.328	72.687	71.622	16

Margin of Victory	Avg. Speed	Best Lap Tm	Best Spd	Best Lap by
1.707	81.698	1:56.109	83.466	43 - James Folkard

Timekeeper:

Race Director:

Weather / Track: Cloudy / Wet

Results @ [www.sportstimeservices.com](http://www.sportstimeservices.com)





Thundersport GB Round 17

Lapchart

Aprilia RRV450GP

Oulton Park 2.692 Miles

Race 6

08/10/2011 12:54

Race started at 12:54:35



Competitors

Laps

	0	1	2	3	4	5	6	7	8	9
Sam Cox (54)	1	54	43	35	35	35	35	35	35	35
James Folkard (43)	2	43	35	43	43	43	43	43	43	43
Michael Clifford (3)	3	3	54	100	100	100	100	100	100	100
Jake Dixon (35)	4	35	3	54	54	54	54	54	54	54
Jamie Thackeray (94)	5	94	100	3	3	30	30	30	30	30
Connor Tagg (100)	6	100	30	30	30	99	99	99	99	99
Jordan Hole (99)	7	99	99	99	99	14	14	14	6	6
David Allingham (30)	8	30	14	14	14	6	6	6	14	14
Reece Rothwell (6)	9	6	147	6	147	147	147	147	147	147
Will Hodgson (14)	10	14	6	147	6	3	3	3	3	3
Thomas Strettle (147)	11	147	94	94	94	94	94	95	95	94
Luke Thackeray (95)	12	95	95	95	95	95	95	94	94	94
Rhys Hutchinson (53)	13	53	53	53	53	53	53	37	37	8
Russell Brown (212)	14	212	37	37	37	37	37	53	53	37
Louigi LaVecchia (23)	15	23	8	8	8	8	8	8	8	53
Clinton Carver (37)	16	37	212	212	212	212	212	212	212	212
Accea Webb (8)	17	8	23	23	23	23	23	23	23	23

Timekeeper:

Race Director:

Weather / Track: Cloudy / Wet

Results @ [www.sportstimingservices.com](http://www.sportstimingservices.com)

Printed: 08/10/2011 13:17:39







Thundersport GB Round 17

Aprilia RRV450GP

Oulton Park 2.692 Miles

Race 6

08/10/2011 12:54

Race started at 12:54:35

Lap	Lap Tm	Diff	Time of Day
<b>(35) Jake Dixon</b>			
1	2:06.114	+9.024	12:56:41.626
2	1:58.194	+1.104	12:58:39.820
3	1:58.093	+1.003	13:00:37.913
4	1:58.210	+1.120	13:02:36.123
5	1:57.761	+0.671	13:04:33.884
6	1:57.492	+0.402	13:06:31.376
7	<b>1:57.090</b>		13:08:28.466
8	1:57.162	+0.072	13:10:25.628
9	1:57.460	+0.370	13:12:23.088

Lap	Lap Tm	Diff	Time of Day
<b>(43) James Folkard</b>			
1	2:05.920	+9.811	12:56:41.413
2	1:59.587	+3.478	12:58:41.000
3	1:58.698	+2.589	13:00:39.698
4	1:58.552	+2.443	13:02:38.250
5	1:58.638	+2.529	13:04:36.888
6	1:57.826	+1.717	13:06:34.714
7	1:56.583	+0.474	13:08:31.297
8	<b>1:56.109</b>		13:10:27.406
9	1:57.389	+1.280	13:12:24.795

Lap	Lap Tm	Diff	Time of Day
<b>(100) Connor Tagg</b>			
1	2:04.946	+7.699	12:56:43.026
2	1:59.885	+2.638	12:58:42.911
3	1:58.985	+1.738	13:00:41.896
4	1:58.238	+0.991	13:02:40.134
5	1:57.794	+0.547	13:04:37.928
6	1:58.082	+0.835	13:06:36.010
7	<b>1:57.247</b>		13:08:33.257
8	1:57.670	+0.423	13:10:30.927
9	2:00.265	+3.018	13:12:31.192

Lap	Lap Tm	Diff	Time of Day
<b>(54) Sam Cox</b>			
1	2:06.954	+7.795	12:56:42.446
2	2:01.635	+2.476	12:58:44.081
3	2:00.575	+1.416	13:00:44.656
4	2:00.034	+0.875	13:02:44.690
5	2:00.950	+1.791	13:04:45.640
6	2:00.504	+1.345	13:06:46.144
7	2:00.636	+1.477	13:08:46.780
8	<b>1:59.159</b>		13:10:45.939
9	1:59.570	+0.411	13:12:45.509

Lap	Lap Tm	Diff	Time of Day
<b>(30) David Allingham</b>			
1	2:05.528	+5.778	12:56:43.800
2	2:01.042	+1.292	12:58:44.842
3	2:00.810	+1.060	13:00:45.652
4	2:01.591	+1.841	13:02:47.243
5	2:00.738	+0.988	13:04:47.981
6	2:00.507	+0.757	13:06:48.488
7	<b>1:59.750</b>		13:08:48.238
8	2:00.126	+0.376	13:10:48.364
9	2:00.705	+0.955	13:12:49.069

Lap	Lap Tm	Diff	Time of Day
<b>(99) Jordan Hole</b>			
1	2:06.638	+6.450	12:56:44.797
2	2:01.431	+1.243	12:58:46.228
3	2:01.708	+1.520	13:00:47.936
4	2:01.397	+1.209	13:02:49.333

Lap	Lap Tm	Diff	Time of Day
5	2:00.313	+0.125	13:04:49.646
6	<b>2:00.188</b>		13:06:49.834
7	2:00.354	+0.166	13:08:50.188
8	2:01.109	+0.921	13:10:51.297
9	2:02.935	+2.747	13:12:54.232

Lap	Lap Tm	Diff	Time of Day
<b>(6) Reece Rothwell</b>			
1	2:10.096	+10.750	12:56:48.462
2	2:03.158	+3.812	12:58:51.620
3	2:02.902	+3.556	13:00:54.522
4	2:01.529	+2.183	13:02:56.051
5	2:01.055	+1.709	13:04:57.106
6	2:00.873	+1.527	13:06:57.979
7	2:00.212	+0.866	13:08:58.191
8	1:59.984	+0.638	13:10:58.175
9	<b>1:59.346</b>		13:12:57.521

Lap	Lap Tm	Diff	Time of Day
<b>(14) Will Hodgson</b>			
1	2:08.215	+9.454	12:56:46.982
2	2:03.024	+4.263	12:58:50.006
3	2:02.765	+4.004	13:00:52.771
4	2:02.072	+3.311	13:02:54.843
5	2:01.633	+2.872	13:04:56.476
6	2:00.181	+1.420	13:06:56.657
7	2:01.952	+3.191	13:08:58.609
8	2:00.276	+1.515	13:10:58.885
9	<b>1:58.761</b>		13:12:57.646

Lap	Lap Tm	Diff	Time of Day
<b>(147) Thomas Strettle</b>			
1	2:09.370	+9.670	12:56:48.289
2	2:03.372	+3.672	12:58:51.661
3	2:01.927	+2.227	13:00:53.588
4	2:02.515	+2.815	13:02:56.103
5	2:01.361	+1.661	13:04:57.464
6	2:00.774	+1.074	13:06:58.238
7	2:00.487	+0.787	13:08:58.725
8	2:00.386	+0.686	13:10:59.111
9	<b>1:59.700</b>		13:12:58.811

Lap	Lap Tm	Diff	Time of Day
<b>(3) Michael Clifford</b>			
1	2:07.453	+6.813	12:56:42.961
2	2:01.333	+0.693	12:58:44.294
3	<b>2:00.640</b>		13:00:44.934
4	2:15.741	+15.101	13:03:00.675
5	2:03.884	+3.244	13:05:04.559
6	2:01.708	+1.068	13:07:06.267
7	2:02.030	+1.390	13:09:08.297
8	2:05.895	+5.255	13:11:14.192
9	2:00.827	+0.187	13:13:15.019

Lap	Lap Tm	Diff	Time of Day
<b>(94) Jamie Thackeray</b>			
1	2:11.002	+8.098	12:56:49.000
2	2:07.326	+4.422	12:58:56.326
3	2:06.408	+3.504	13:01:02.734
4	2:06.101	+3.197	13:03:08.835
5	2:05.453	+2.549	13:05:14.288
6	2:03.676	+0.772	13:07:17.964
7	2:03.079	+0.175	13:09:21.043
8	2:03.029	+0.125	13:11:24.072
9	<b>2:02.904</b>		13:13:26.976

Lap	Lap Tm	Diff	Time of Day
<b>(95) Luke Thackeray</b>			
1	2:10.625	+7.892	12:56:49.578
2	2:06.875	+4.142	12:58:56.453
3	2:06.336	+3.603	13:01:02.789
4	2:06.261	+3.528	13:03:09.050
5	2:05.246	+2.513	13:05:14.296
6	<b>2:02.733</b>		13:07:17.029
7	2:03.473	+0.740	13:09:20.502
8	2:02.879	+0.146	13:11:23.381
9	2:03.638	+0.905	13:13:27.019

Lap	Lap Tm	Diff	Time of Day
<b>(37) Clinton Carver</b>			
1	2:13.257	+4.753	12:56:52.891
2	2:10.066	+1.562	12:59:02.957
3	2:10.940	+2.436	13:01:13.897
4	2:10.705	+2.201	13:03:24.602
5	2:11.218	+2.714	13:05:35.820
6	2:10.252	+1.748	13:07:46.072
7	2:09.432	+0.928	13:09:55.504
8	2:09.610	+1.106	13:12:05.114
9	<b>2:08.504</b>		13:14:13.618

Lap	Lap Tm	Diff	Time of Day
<b>(8) Acea Webb</b>			
1	2:16.149	+7.548	12:56:55.973
2	2:11.754	+3.153	12:59:07.727
3	2:10.580	+1.979	13:01:18.307
4	2:09.703	+1.102	13:03:28.010
5	2:08.694	+0.093	13:05:36.704
6	2:09.799	+1.198	13:07:46.503
7	2:09.705	+1.104	13:09:56.208
8	2:08.886	+0.285	13:12:05.094
9	<b>2:08.601</b>		13:14:13.695

Lap	Lap Tm	Diff	Time of Day
<b>(53) Rhys Hutchinson</b>			
1	2:12.820	+4.285	12:56:51.987
2	2:10.479	+1.944	12:59:02.466
3	2:10.883	+2.348	13:01:13.349
4	2:10.939	+2.404	13:03:24.288
5	2:11.262	+2.727	13:05:35.550
6	2:10.596	+2.061	13:07:46.146
7	2:09.758	+1.223	13:09:55.904
8	2:09.367	+0.832	13:12:05.271
9	<b>2:08.535</b>		13:14:13.806

Lap	Lap Tm	Diff	Time of Day
<b>(212) Russell Brown</b>			
1	2:16.795	+4.614	12:56:56.200
2	2:13.291	+1.110	12:59:09.491
3	2:12.826	+0.645	13:01:22.317
4	2:13.155	+0.974	13:03:35.472
5	2:14.104	+1.923	13:05:49.576
6	2:13.593	+1.412	13:08:03.169
7	2:14.253	+2.072	13:10:17.422
8	<b>2:12.181</b>		13:12:29.603

Lap	Lap Tm	Diff	Time of Day
<b>(23) Louigi LaVecchia</b>			
1	2:19.388	+6.060	12:56:58.805
2	2:15.242	+1.914	12:59:14.047
3	2:14.968	+1.640	13:01:29.015
4	2:14.496	+1.168	13:03:43.511
5	2:13.694	+0.366	13:05:57.205
6	2:13.402	+0.074	13:08:10.607

Timekeeper:

Race Director:

Weather / Track: Cloudy / Wet

Results @ [www.sportstimingservices.com](http://www.sportstimingservices.com)





Thundersport GB Round 17

Aprilia RRV450GP

Oulton Park 2.692 Miles

Race 6

08/10/2011 12:54

Race started at 12:54:35

Lap	Lap Tm	Diff	Time of Day
7	2:14.046	+0.718	13:10:24.653
8	<b>2:13.328</b>		13:12:37.981

Lap	Lap Tm	Diff	Time of Day
-----	--------	------	-------------

Lap	Lap Tm	Diff	Time of Day
-----	--------	------	-------------

Timekeeper:

Race Director:

Weather / Track: Cloudy / Wet

Results @ [www.sportstimeservices.com](http://www.sportstimeservices.com)

Printed: 08/10/2011 13:18:14





Thundersport GB Round 17

Sorted on Laps

Aprilia RRV450GP

Oulton Park 2.692 Miles

Race 14

08/10/2011 16:54

Race started at 16:54:00

Pos	No.	Name	Bike	CC	Laps	Total Tm	Diff	Gap	Best Tm	Best Spd	Avg. Spd	Start Pos
1	35	Jake Dixon	Aprilia	450	8	16:06.054			<b>1:58.229</b>	<b>81.970</b>	80.254	2
2	43	James Folkard	Aprilia	450	8	16:07.279	1.225	1.225	1:59.100	81.370	80.152	1
3	54	Sam Cox	Aprilia	450	8	16:08.197	2.143	0.918	1:58.974	81.456	80.076	3
4	100	Connor Tagg	Aprilia	450	8	16:21.044	14.990	12.847	2:00.107	80.688	79.028	5
5	30	David Allingham	Aprilia	450	8	16:21.298	15.244	0.254	1:59.774	80.912	79.007	9
6	6	Reece Rothwell	Aprilia	450	8	16:23.144	17.090	1.846	2:00.761	80.251	78.859	8
7	147	Thomas Strettle	Aprilia	450	8	16:40.052	33.998	16.908	2:02.468	79.133	77.526	10
8	14	Will Hodgson	Aprilia	450	8	16:49.845	43.791	9.793	2:02.681	78.995	76.774	11
9	99	Jordan Hole	Aprilia	450	8	16:56.965	50.911	7.120	2:04.424	77.889	76.236	7
10	3	Michael Clifford	Aprilia	450	8	17:15.147	1:09.093	18.182	2:06.515	76.601	74.897	4
11	94	Jamie Thackeray	Aprilia	450	8	17:15.805	1:09.751	0.658	2:06.950	76.339	74.850	6
12	95	Luke Thackeray	Aprilia	450	8	17:34.098	1:28.044	18.293	2:08.493	75.422	73.551	12
13	8	Acea Webb	Aprilia	450	8	17:34.313	1:28.259	0.215	2:06.591	76.555	73.536	0
14	23	Louigi LaVecchia	Aprilia	450	7	16:11.133	1 Lap	1 Lap	2:15.336	71.608	69.855	16

Not classified

DNF	37	Clinton Carver	Aprilia	450	5	11:34.379	DNF		2:15.856	71.334	69.783	0
DNF	53	Rhys Hutchinson	Aprilia	450	2	4:49.190	DNF		2:17.410	70.528	67.023	15

Margin of Victory	Avg. Speed	Best Lap Tm	Best Spd	Best Lap by
1.225	80.254	1:58.229	81.970	35 - Jake Dixon

Timekeeper:

Race Director:

Weather / Track: Raining / Wet

Results @ [www.sportstimeservices.com](http://www.sportstimeservices.com)





Thundersport GB Round 17

Lapchart

Aprilia RRV450GP

Oulton Park 2.692 Miles

Race 14

08/10/2011 16:54

Race started at 16:54:00

Competitors

Laps

	0	1	2	3	4	5	6	7	8	
Michael Clifford (3)	1	3	43	43	43	43	43	35	35	35
Jake Dixon (35)	2	35	35	35	35	35	35	43	43	43
James Folkard (43)	3	43	54	54	54	54	54	54	54	54
Sam Cox (54)	4	54	100	100	100	30	30	30	100	100
Connor Tagg (100)	5	100	30	30	30	100	100	100	30	30
Jamie Thackeray (94)	6	94	6	6	6	6	6	6	6	6
Jordan Hole (99)	7	99	147	147	147	147	147	147	147	147
Reece Rothwell (6)	8	6	14	14	14	14	14	14	14	14
David Allingham (30)	9	30	99	99	99	99	99	99	99	99
Will Hodgson (14)	10	14	3	3	3	3	3	3	3	3
Thomas Strettle (147)	11	147	94	94	94	94	94	94	94	94
Luke Thackeray (95)	12	95	95	95	95	95	95	95	95	95
Rhys Hutchinson (53)	13	53	53	8	8	8	8	8	8	8
Louigi LaVecchia (23)	14	23	37	37	37	37	37	23	23	
Acea Webb (8)	15	8	8	23	23	23				
Clinton Carver (37)	16	37	23	53						

Timekeeper:

Race Director:

Weather / Track: Raining / Wet

Results @ [www.sportstimeservices.com](http://www.sportstimeservices.com)

Printed: 08/10/2011 17:13:04





Thundersport GB Round 17

Aprilia RRV450GP

Oulton Park 2.692 Miles

Race 14

08/10/2011 16:54

Race started at 16:54:00

Lap	Lap Tm	Diff	Time of Day
<b>(35) Jake Dixon</b>			
1	2:08.117	+9.888	16:56:08.767
2	2:01.103	+2.874	16:58:09.870
3	2:00.605	+2.376	17:00:10.475
4	2:00.290	+2.061	17:02:10.765
5	1:59.111	+0.882	17:04:09.876
6	1:59.150	+0.921	17:06:09.026
7	1:59.412	+1.183	17:08:08.438
8	<b>1:58.229</b>		17:10:06.667

Lap	Lap Tm	Diff	Time of Day
<b>(43) James Folkard</b>			
1	2:07.660	+8.560	16:56:08.358
2	2:01.182	+2.082	16:58:09.540
3	2:00.693	+1.593	17:00:10.233
4	2:00.151	+1.051	17:02:10.384
5	1:59.253	+0.153	17:04:09.637
6	1:59.414	+0.314	17:06:09.051
7	1:59.741	+0.641	17:08:08.792
8	<b>1:59.100</b>		17:10:07.892

Lap	Lap Tm	Diff	Time of Day
<b>(54) Sam Cox</b>			
1	2:08.370	+9.396	16:56:09.098
2	2:01.737	+2.763	16:58:10.835
3	2:00.520	+1.546	17:00:11.355
4	2:00.117	+1.143	17:02:11.472
5	1:59.587	+0.613	17:04:11.059
6	1:59.288	+0.314	17:06:10.347
7	<b>1:58.974</b>		17:08:09.321
8	1:59.489	+0.515	17:10:08.810

Lap	Lap Tm	Diff	Time of Day
<b>(100) Connor Tagg</b>			
1	2:06.794	+6.687	16:56:10.628
2	2:02.880	+2.773	16:58:13.508
3	2:01.688	+1.581	17:00:15.196
4	2:02.777	+2.670	17:02:17.973
5	2:01.597	+1.490	17:04:19.570
6	2:01.497	+1.390	17:06:21.067
7	2:00.483	+0.376	17:08:21.550
8	<b>2:00.107</b>		17:10:21.657

Lap	Lap Tm	Diff	Time of Day
<b>(30) David Allingham</b>			
1	2:07.323	+7.549	16:56:11.533
2	2:02.288	+2.514	16:58:13.821
3	2:02.180	+2.406	17:00:16.001
4	2:01.670	+1.896	17:02:17.671
5	2:01.856	+2.082	17:04:19.527
6	2:01.509	+1.735	17:06:21.036
7	2:01.101	+1.327	17:08:22.137
8	<b>1:59.774</b>		17:10:21.911

Lap	Lap Tm	Diff	Time of Day
<b>(6) Reece Rothwell</b>			
1	2:07.786	+7.025	16:56:11.953
2	2:02.569	+1.808	16:58:14.522
3	2:02.176	+1.415	17:00:16.698
4	2:02.120	+1.359	17:02:18.818
5	2:01.435	+0.674	17:04:20.253
6	2:01.885	+1.124	17:06:22.138
7	<b>2:00.761</b>		17:08:22.899
8	2:00.858	+0.097	17:10:23.757

Lap	Lap Tm	Diff	Time of Day
<b>(147) Thomas Strettle</b>			
1	2:11.986	+9.518	16:56:16.492
2	2:04.958	+2.490	16:58:21.450
3	2:04.100	+1.632	17:00:25.550
4	2:03.610	+1.142	17:02:29.160
5	2:03.329	+0.861	17:04:32.489
6	2:03.161	+0.693	17:06:35.650
7	2:02.547	+0.079	17:08:38.197
8	<b>2:02.468</b>		17:10:40.665

Lap	Lap Tm	Diff	Time of Day
<b>(14) Will Hodgson</b>			
1	2:13.760	+11.079	16:56:18.207
2	2:06.236	+3.555	16:58:24.443
3	2:06.891	+4.210	17:00:31.334
4	2:05.344	+2.663	17:02:36.678
5	2:04.683	+2.002	17:04:41.361
6	2:03.656	+0.975	17:06:45.017
7	<b>2:02.681</b>		17:08:47.698
8	2:02.760	+0.079	17:10:50.458

Lap	Lap Tm	Diff	Time of Day
<b>(99) Jordan Hole</b>			
1	2:14.531	+10.107	16:56:18.565
2	2:08.077	+3.653	16:58:26.642
3	2:06.146	+1.722	17:00:32.788
4	2:05.423	+0.999	17:02:38.211
5	2:04.700	+0.276	17:04:42.911
6	2:05.120	+0.696	17:06:48.031
7	<b>2:04.424</b>		17:08:52.455
8	2:05.123	+0.699	17:10:57.578

Lap	Lap Tm	Diff	Time of Day
<b>(3) Michael Clifford</b>			
1	2:18.061	+11.546	16:56:18.674
2	2:10.808	+4.293	16:58:29.482
3	2:08.533	+2.018	17:00:38.015
4	2:08.329	+1.814	17:02:46.344
5	2:07.832	+1.317	17:04:54.176
6	<b>2:06.515</b>		17:07:00.691
7	2:07.310	+0.795	17:09:08.001
8	2:07.759	+1.244	17:11:15.760

Lap	Lap Tm	Diff	Time of Day
<b>(94) Jamie Thackeray</b>			
1	2:15.802	+8.852	16:56:19.716
2	2:10.629	+3.679	16:58:30.345
3	2:09.099	+2.149	17:00:39.444
4	2:07.996	+1.046	17:02:47.440
5	2:07.668	+0.718	17:04:55.108
6	<b>2:06.950</b>		17:07:02.058
7	2:07.191	+0.241	17:09:09.249
8	2:07.169	+0.219	17:11:16.418

Lap	Lap Tm	Diff	Time of Day
<b>(95) Luke Thackeray</b>			
1	2:17.226	+8.733	16:56:22.011
2	2:12.342	+3.849	16:58:34.353
3	2:11.313	+2.820	17:00:45.666
4	2:10.260	+1.767	17:02:55.926
5	2:10.484	+1.991	17:05:06.410
6	2:09.569	+1.076	17:07:15.979
7	2:10.239	+1.746	17:09:26.218
8	<b>2:08.493</b>		17:11:34.711

(8) Acea Webb

Lap	Lap Tm	Diff	Time of Day
1	2:18.975	+12.384	16:56:24.344
2	2:13.570	+6.979	16:58:37.914
3	2:11.956	+5.365	17:00:49.870
4	2:11.517	+4.926	17:03:01.387
5	2:10.520	+3.929	17:05:11.907
6	2:08.856	+2.265	17:07:20.763
7	2:07.572	+0.981	17:09:28.335
8	<b>2:06.591</b>		17:11:34.926

Lap	Lap Tm	Diff	Time of Day
<b>(23) Louigi LaVecchia</b>			
1	2:22.194	+6.858	16:56:27.439
2	2:18.774	+3.438	16:58:46.213
3	2:18.378	+3.042	17:01:04.591
4	2:18.644	+3.308	17:03:23.235
5	2:17.162	+1.826	17:05:40.397
6	2:16.013	+0.677	17:07:56.410
7	<b>2:15.336</b>		17:10:11.746

Lap	Lap Tm	Diff	Time of Day
<b>(37) Clinton Carver</b>			
1	2:17.559	+1.703	16:56:22.970
2	<b>2:15.856</b>		16:58:38.826
3	2:16.285	+0.429	17:00:55.111
4	2:21.557	+5.701	17:03:16.668
5	2:18.324	+2.468	17:05:34.992

Lap	Lap Tm	Diff	Time of Day
<b>(53) Rhys Hutchinson</b>			
1	<b>2:17.410</b>		16:56:22.514
2	2:27.289	+9.879	16:58:49.804

Timekeeper:

Race Director:

Weather / Track: Raining / Wet

Results @ [www.sportstimingservices.com](http://www.sportstimingservices.com)

Printed: 08/10/2011 17:13:51







Thundersport GB Rounds 17 & 18

Sorted on Best Lap time

Aprilia Superteens

Oulton Park 2.692 Miles

Qualifying

07/10/2011 13:40

Practice started at 13:40:54

Pos	No.	Name	Bike	CC	Best Tm	Best Spd	Gap	Diff - Ldr.	In Lap	2nd Best
1	61	Harry Coomber	Aprilia	125	2:10.478	74.275			8	2:12.086
2	40	Joe Francis	Aprilia	125n	2:10.614	74.197	0.136	0.136	5	2:10.892
3	3	David Allingham	Aprilia	125n	2:10.992	73.983	0.378	0.514	9	2:12.481
4	20	Tom Oliver	Aprilia	125	2:11.137	73.901	0.145	0.659	7	2:11.855
5	75	Bradley Jones	Aprilia	125	2:11.263	73.830	0.126	0.785	8	2:11.913
6	15	Ross Twyman	Aprilia	125	2:11.702	73.584	0.439	1.224	9	2:11.883
7	9	Ben Luxton	Aprilia	125	2:12.570	73.103	0.868	2.092	9	2:12.613
8	34	Louis Dawson	Aprilia	125	2:12.576	73.099	0.006	2.098	3	2:14.615
9	81	Lewis Rollo	Aprilia	125	2:13.213	72.750	0.637	2.735	4	2:13.324
10	42	Aaron Coupland	Aprilia	125	2:13.646	72.514	0.433	3.168	3	2:13.693
11	5	George Stanley	Aprilia	125n	2:14.370	72.123	0.724	3.892	3	2:14.746
12	41	Milo Ward	Aprilia	125n	2:17.724	70.367	3.354	7.246	7	2:18.093
13	22	Alex Baker	Aprilia	125n	2:17.966	70.243	0.242	7.488	9	2:18.391
14	111	Sam Smith	Aprilia	125n	2:18.297	70.075	0.331	7.819	9	2:18.693
15	26	Matt Shillings	Aprilia	125	2:18.507	69.969	0.210	8.029	3	2:18.714
16	19	Charley Oakland	Aprilia	125	2:19.896	69.274	1.389	9.418	3	2:20.122
17	212	Russell Brown	Aprilia	125n	2:20.502	68.976	0.606	10.024	3	2:21.451
18	194	Robyn Lindsay	Aprilia	125	2:21.557	68.461	1.055	11.079	2	2:21.885
19	99	Callum Grigor	Aprilia	125n	2:21.627	68.428	0.070	11.149	2	2:21.762
20	4	Louis Valleley	Aprilia	125n	2:27.064	65.898	5.437	16.586	2	2:28.621
21	7	William Caines	Aprilia	125n	2:37.841	61.398	10.777	27.363	2	2:43.364
22	11	Joe Sheldon-Shaw	Aprilia	125n	2:39.239	60.859	1.398	28.761	6	2:41.192
23	77	Ryan McAdam	Aprilia	125n	2:48.621	57.473	9.382	38.143	3	2:58.054
24	88	Harriet Drury	Aprilia	125n	2:49.533	57.164	0.912	39.055	2	2:52.066
25	122	Zak Cordery	Aprilia	125n	3:01.360	53.436	11.827	50.882	2	

Announcements

No 9 - Lap 6 disallowed - cut chicane

No 75 & 20 - Lap 9 disallowed

Timekeeper:

Race Director:

Weather / Track: Raining / Wet

Results @ [www.sportstimingsservices.com](http://www.sportstimingsservices.com)

Printed: 07/10/2011 14:03:52






Thundersport GB Rounds 17 & 18

Aprilia Superteens

Oulton Park 2.692 Miles

Race 1 & 9

Race



POLE POSITION

	1	2	3	4
1	61	40	3	20
2	75	15	9	34
3	81	42	5	41
4	22	111	26	19
5	212	194	99	4
6	7	11	77	88
7	122			

Timekeeper:

Race Director:

Weather / Track:

Results @ [www.sportstimeservices.com](http://www.sportstimeservices.com)

Printed: 07/10/2011 14:06:21





Thundersport GB Rounds 17 & 18

Sorted on Best Lap time

Aprilia Superteens & 125 GP

Oulton Park 2.692 Miles

Warm up

08/10/2011 09:00

Practice started at 8:59:53

Pos	No.	Name	Bike	CC	Best Tm	Best Spd	Gap	Diff - Ldr.	In Lap	2nd Best
1	61	Harry Coomber	Aprilia	125	2:11.235	73.846			5	2:11.597
2	154	Bryn Owen	Honda	125-GP3	2:13.045	72.842	1.810	1.810	5	2:13.150
3	20	Tom Oliver	Aprilia	125	2:13.150	72.784	0.105	1.915	4	2:13.830
4	75	Bradley Jones	Aprilia	125	2:13.618	72.529	0.468	2.383	3	2:13.686
5	40	Joe Francis	Aprilia	125n	2:13.990	72.328	0.372	2.755	4	2:14.491
6	24	James Hobson	Honda	125-GP3	2:15.428	71.560	1.438	4.193	3	2:20.614
7	9	Ben Luxton	Aprilia	125	2:16.147	71.182	0.719	4.912	5	2:17.196
8	3	David Allingham	Aprilia	125n	2:16.298	71.103	0.151	5.063	5	2:16.356
9	42	Aaron Coupland	Aprilia	125	2:17.686	70.386	1.388	6.451	5	2:17.741
10	5	George Stanley	Aprilia	125n	2:18.231	70.109	0.545	6.996	3	2:19.137
11	81	Lewis Rollo	Aprilia	125	2:18.501	69.972	0.270	7.266	5	2:18.837
12	34	Louis Dawson	Aprilia	125	2:19.273	69.584	0.772	8.038	4	2:20.382
13	23	Josh Hill	Aprilia	125n	2:20.239	69.105	0.966	9.004	4	2:20.951
14	15	Ross Twyman	Aprilia	125	2:20.316	69.067	0.077	9.081	2	2:28.081
15	33	James Robinson	Honda	125-GP3	2:20.407	69.022	0.091	9.172	2	2:32.325
16	111	Sam Smith	Aprilia	125n	2:20.864	68.798	0.457	9.629	4	2:24.136
17	99	Callum Grigor	Aprilia	125n	2:24.182	67.215	3.318	12.947	4	2:25.514
18	41	Milo Ward	Aprilia	125n	2:24.651	66.997	0.469	13.416	3	2:26.437
19	19	Charley Oakland	Aprilia	125	2:25.443	66.632	0.792	14.208	4	2:30.287
20	26	Matt Shillings	Aprilia	125	2:26.748	66.040	1.305	15.513	2	2:32.225
21	22	Alex Baker	Aprilia	125n	2:36.389	61.969	9.641	25.154	1	
22	11	Joe Sheldon-Shaw	Aprilia	125n	2:39.659	60.699	3.270	28.424	4	2:40.510
23	4	Louis Valleley	Aprilia	125n	2:42.127	59.775	2.468	30.892	2	2:45.945
24	77	Ryan McAdam	Aprilia	125n	2:42.458	59.654	0.331	31.223	4	2:46.660
25	7	William Caines	Aprilia	125n	2:44.486	58.918	2.028	33.251	3	2:45.180
26	122	Zak Cordery	Aprilia	125n	3:01.240	53.472	16.754	50.005	4	3:02.830
27	212	Russell Brown	Aprilia	125n		-			0	
28	88	Harriet Drury	Aprilia	125n		-			0	

Timekeeper:

Race Director:

Weather / Track: Raining / Wet

Results @ [www.sportstimingservices.com](http://www.sportstimingservices.com)

Printed: 08/10/2011 09:13:41





Thundersport GB Rounds 17 & 18

Sorted on Laps

Aprilia Superteens

Oulton Park 2.692 Miles

Race 1

08/10/2011 10:16

Race started at 10:16:17

Pos	No.	Name	Bike	CC	Laps	Total Tm	Diff	Gap	Best Tm	Best Spd	Avg. Spd	Start Pos
1	61	Harry Coomber	Aprilia	125	9	19:45.623			2:10.260	74.399	73.565	1
2	15	Ross Twyman	Aprilia	125	9	19:47.545	1.922	1.922	2:09.595	74.781	73.446	6
3	75	Bradley Jones	Aprilia	125	9	19:48.565	2.942	1.020	2:10.398	74.320	73.383	5
4	20	Tom Oliver	Aprilia	125	9	19:48.612	2.989	0.047	2:10.423	74.306	73.380	4
5	3	David Allingham	Aprilia	125n	9	20:04.164	18.541	15.552	2:11.478	73.710	72.433	3
6	22	Alex Baker	Aprilia	125n	9	20:27.239	41.616	23.075	2:14.440	72.086	71.071	13
7	41	Milo Ward	Aprilia	125n	9	20:40.578	54.955	13.339	2:16.127	71.192	70.307	12
8	5	George Stanley	Aprilia	125n	9	20:51.636	1:06.013	11.058	2:17.077	70.699	69.685	11
9	23	Josh Hill	Aprilia	125n	9	21:11.397	1:25.774	19.761	2:17.660	70.400	68.602	0
10	99	Callum Grigor	Aprilia	125n	9	21:11.885	1:26.262	0.488	2:18.017	70.217	68.576	19
11	19	Charley Oakland	Aprilia	125	9	21:12.063	1:26.440	0.178	2:18.488	69.979	68.566	16
12	77	Ryan McAdam	Aprilia	125n	8	20:59.417	1 Lap	1 Lap	2:32.313	63.627	61.560	23
13	11	Joe Sheldon-Shaw	Aprilia	125n	8	21:22.208	1 Lap	22.791	2:35.772	62.214	60.466	22
14	122	Zak Cordery	Aprilia	125n	8	21:43.502	1 Lap	21.294	2:38.081	61.305	59.478	25
15	88	Harriet Drury	Aprilia	125n	8	22:25.044	1 Lap	41.542	2:44.329	58.974	57.641	24

Not classified

DNF	9	Ben Luxton	Aprilia	125	7	15:28.187	DNF		2:09.488	74.842	73.087	7
DNF	81	Lewis Rollo	Aprilia	125	7	15:53.744	DNF		2:14.401	72.107	71.129	9
DNF	40	Joe Francis	Aprilia	125n	5	11:00.113	DNF		2:09.912	74.598	73.406	2
DNF	111	Sam Smith	Aprilia	125n	5	11:42.634	DNF		2:17.235	70.618	68.963	14
DNF	26	Matt Shillings	Aprilia	125	3	6:54.104	DNF		2:14.467	72.071	70.208	15
DNF	42	Aaron Coupland	Aprilia	125	2	4:49.047	DNF		2:16.278	71.113	67.056	10
DNF	4	Louis Valleley	Aprilia	125n	2	5:00.167	DNF		2:22.937	67.800	64.572	20
DNF	34	Louis Dawson	Aprilia	125	1	2:24.582	DNF		2:19.234	69.604	67.029	8
DNF	212	Russell Brown	Aprilia	125n	1	2:32.793	DNF		2:25.837	66.452	63.427	17
DNF	7	William Caines	Aprilia	125n	1	2:46.730	DNF		2:39.058	60.929	58.125	21

Margin of Victory	Avg. Speed	Best Lap Tm	Best Spd	Best Lap by
1.922	73.565	2:09.595	74.781	15 - Ross Twyman

Timekeeper:

Race Director:

Weather / Track: Rain / Wet

Results @ [www.sportstimingsservices.com](http://www.sportstimingsservices.com)





# Thundersport GB Rounds 17 & 18

# Lapchart

Aprilia Superteens

Oulton Park 2.692 Miles

Race 1

08/10/2011 10:16

Race started at 10:16:17

### Competitors

		Laps									
		0	1	2	3	4	5	6	7	8	9
Joe Francis (40)	1	40	40	40	40	40	40	61	61	61	61
Tom Oliver (20)	2	20	61	61	61	61	61	75	75	75	15
Harry Coomber (61)	3	61	75	3	75	75	75	20	20	15	75
David Allingham (3)	4	3	3	75	20	20	20	15	9	20	20
Bradley Jones (75)	5	75	20	20	15	15	15	9	15	3	3
Ross Twyman (15)	6	15	15	15	3	9	9	3	3	22	22
Ben Luxton (9)	7	9	9	9	9	3	3	81	81	41	41
Louis Dawson (34)	8	34	34	81	81	81	81	22	22	5	5
Lewis Rollo (81)	9	81	26	26	26	22	22	41	41	23	23
Milo Ward (41)	10	41	81	22	22	41	41	5	5	99	99
Matt Shillings (26)	11	26	22	41	41	5	5	23	23	19	19
George Stanley (5)	12	5	41	5	5	111	111	99	19	77	
Alex Baker (22)	13	22	5	111	111	23	23	19	99	11	
Charley Oakland (19)	14	19	111	42	23	99	99	77	77	122	
Sam Smith (111)	15	111	23	23	99	19	19	11	11	88	
Aaron Coupland (42)	16	42	19	99	19	77	77	122	122		
Russell Brown (212)	17	212	99	19	77	11	11	88	88		
Callum Grigor (99)	18	99	42	4	11	122	122				
Louis Valleley (4)	19	4	212	77	122	88	88				
Ryan McAdam (77)	20	77	4	122	88						
Harriet Drury (88)	21	88	77	11							
William Caines (7)	22	7	7	88							
Josh Hill (23)	23	23	88								
Joe Sheldon-Shaw (11)	24	11	122								
Zak Cordery (122)	25	122	11								

Timekeeper:

Race Director:

Weather / Track: Rain / Wet

Results @ [www.sportstimeservices.com](http://www.sportstimeservices.com)

Printed: 08/10/2011 10:40:56





# Thundersport GB Rounds 17 & 18

Aprilia Superteens

Oulton Park 2.692 Miles

Race 1

08/10/2011 10:16

Race started at 10:16:17

Lap	Lap Tm	Diff	Time of Day
<b>(61) Harry Coomber</b>			
1	2:18.814	+8.554	10:18:36.859
2	2:10.811	+0.551	10:20:47.670
3	2:10.444	+0.184	10:22:58.114
4	2:10.753	+0.493	10:25:08.867
5	<b>2:10.260</b>		10:27:19.127
6	2:11.248	+0.988	10:29:30.375
7	2:11.517	+1.257	10:31:41.892
8	2:10.751	+0.491	10:33:52.643
9	2:10.901	+0.641	10:36:03.544

Lap	Lap Tm	Diff	Time of Day
<b>(15) Ross Twyman</b>			
1	2:15.787	+6.192	10:18:38.696
2	2:11.720	+2.125	10:20:50.416
3	2:12.628	+3.033	10:23:03.044
4	2:10.926	+1.331	10:25:13.970
5	2:10.578	+0.983	10:27:24.548
6	2:11.897	+2.302	10:29:36.445
7	2:09.793	+0.198	10:31:46.238
8	<b>2:09.595</b>		10:33:55.833
9	2:09.633	+0.038	10:36:05.466

Lap	Lap Tm	Diff	Time of Day
<b>(75) Bradley Jones</b>			
1	2:15.419	+5.021	10:18:38.229
2	2:11.677	+1.279	10:20:49.906
3	2:11.672	+1.274	10:23:01.578
4	2:10.412	+0.014	10:25:11.990
5	2:10.722	+0.324	10:27:22.712
6	2:11.675	+1.277	10:29:34.387
7	2:10.705	+0.307	10:31:45.092
8	<b>2:10.398</b>		10:33:55.490
9	2:10.996	+0.598	10:36:06.486

Lap	Lap Tm	Diff	Time of Day
<b>(20) Tom Oliver</b>			
1	2:20.537	+10.114	10:18:38.566
2	2:11.645	+1.222	10:20:50.211
3	2:11.489	+1.066	10:23:01.700
4	2:10.461	+0.038	10:25:12.161
5	2:10.707	+0.284	10:27:22.868
6	2:11.698	+1.275	10:29:34.566
7	2:10.877	+0.454	10:31:45.443
8	<b>2:10.423</b>		10:33:55.866
9	2:10.667	+0.244	10:36:06.533

Lap	Lap Tm	Diff	Time of Day
<b>(3) David Allingham</b>			
1	2:20.281	+8.803	10:18:38.353
2	<b>2:11.478</b>		10:20:49.831
3	2:13.376	+1.898	10:23:03.207
4	2:11.629	+0.151	10:25:14.836
5	2:12.382	+0.904	10:27:27.218
6	2:13.525	+2.047	10:29:40.743
7	2:13.422	+1.944	10:31:54.165
8	2:13.496	+2.018	10:34:07.661
9	2:14.424	+2.946	10:36:22.085

Lap	Lap Tm	Diff	Time of Day
<b>(22) Alex Baker</b>			
1	2:18.897	+4.457	10:18:43.273
2	2:14.795	+0.355	10:20:58.068
3	2:14.446	+0.006	10:23:12.514
4	2:14.927	+0.487	10:25:27.441

Lap	Lap Tm	Diff	Time of Day
5	2:14.441	+0.001	10:27:41.882
6	2:15.536	+1.096	10:29:57.418
7	<b>2:14.440</b>		10:32:11.858
8	2:15.684	+1.244	10:34:27.542
9	2:17.618	+3.178	10:36:45.160

Lap	Lap Tm	Diff	Time of Day
<b>(41) Milo Ward</b>			
1	2:21.677	+5.550	10:18:45.590
2	2:17.377	+1.250	10:21:02.967
3	2:16.333	+0.206	10:23:19.300
4	2:16.212	+0.085	10:25:35.512
5	<b>2:16.127</b>		10:27:51.639
6	2:16.553	+0.426	10:30:08.192
7	2:16.754	+0.627	10:32:24.946
8	2:16.763	+0.636	10:34:41.709
9	2:16.790	+0.663	10:36:58.499

Lap	Lap Tm	Diff	Time of Day
<b>(5) George Stanley</b>			
1	2:22.811	+5.734	10:18:47.019
2	2:17.453	+0.376	10:21:04.472
3	2:18.336	+1.259	10:23:22.808
4	2:17.491	+0.414	10:25:40.299
5	2:17.361	+0.284	10:27:57.660
6	<b>2:17.077</b>		10:30:14.737
7	2:18.575	+1.498	10:32:33.312
8	2:17.990	+0.913	10:34:51.302
9	2:18.255	+1.178	10:37:09.557

Lap	Lap Tm	Diff	Time of Day
<b>(23) Josh Hill</b>			
1	2:23.737	+6.077	10:18:49.410
2	2:21.143	+3.483	10:21:10.553
3	2:21.503	+3.843	10:23:32.056
4	2:19.713	+2.053	10:25:51.769
5	<b>2:17.660</b>		10:28:09.429
6	2:18.803	+1.143	10:30:28.232
7	2:20.000	+2.340	10:32:48.232
8	2:20.704	+3.044	10:35:08.936
9	2:20.382	+2.722	10:37:29.318

Lap	Lap Tm	Diff	Time of Day
<b>(99) Callum Grigor</b>			
1	2:25.231	+7.214	10:18:50.160
2	2:21.228	+3.211	10:21:11.388
3	2:20.875	+2.858	10:23:32.263
4	2:20.346	+2.329	10:25:52.609
5	<b>2:18.017</b>		10:28:10.626
6	2:19.904	+1.887	10:30:30.530
7	2:19.800	+1.783	10:32:50.330
8	2:20.556	+2.539	10:35:10.886
9	2:18.920	+0.903	10:37:29.806

Lap	Lap Tm	Diff	Time of Day
<b>(19) Charley Oakland</b>			
1	2:25.104	+6.616	10:18:49.542
2	2:22.483	+3.995	10:21:12.025
3	2:21.423	+2.935	10:23:33.448
4	2:19.862	+1.374	10:25:53.310
5	<b>2:18.488</b>		10:28:11.798
6	2:18.919	+0.431	10:30:30.717
7	2:19.555	+1.067	10:32:50.272
8	2:21.224	+2.736	10:35:11.496
9	<b>2:18.488</b>		10:37:29.984

Lap	Lap Tm	Diff	Time of Day
<b>(77) Ryan McAdam</b>			
1	2:38.615	+6.302	10:19:03.589
2	2:40.029	+7.716	10:21:43.618
3	2:41.808	+9.495	10:24:25.426
4	2:38.700	+6.387	10:27:04.126
5	2:34.543	+2.230	10:29:38.669
6	2:32.988	+0.675	10:32:11.657
7	<b>2:32.313</b>		10:34:43.970
8	2:33.368	+1.055	10:37:17.338

Lap	Lap Tm	Diff	Time of Day
<b>(11) Joe Sheldon-Shaw</b>			
1	2:46.921	+11.149	10:19:12.628
2	2:43.314	+7.542	10:21:55.942
3	2:39.864	+4.092	10:24:35.806
4	2:35.800	+0.028	10:27:11.606
5	<b>2:35.772</b>		10:29:47.378
6	2:37.440	+1.668	10:32:24.818
7	2:38.067	+2.295	10:35:02.885
8	2:37.244	+1.472	10:37:40.129

Lap	Lap Tm	Diff	Time of Day
<b>(122) Zak Cordery</b>			
1	2:45.577	+7.496	10:19:12.401
2	2:43.272	+5.191	10:21:55.673
3	2:42.752	+4.671	10:24:38.425
4	2:43.872	+5.791	10:27:22.297
5	2:42.539	+4.458	10:30:04.836
6	2:39.719	+1.638	10:32:44.555
7	2:38.787	+0.706	10:35:23.342
8	<b>2:38.081</b>		10:38:01.423

Lap	Lap Tm	Diff	Time of Day
<b>(88) Harriet Drury</b>			
1	2:46.651	+2.322	10:19:12.182
2	2:47.579	+3.250	10:21:59.761
3	2:51.401	+7.072	10:24:51.162
4	2:48.642	+4.313	10:27:39.804
5	2:46.825	+2.496	10:30:26.629
6	<b>2:44.329</b>		10:33:10.958
7	2:44.780	+0.451	10:35:55.738
8	2:47.227	+2.898	10:38:42.965

Lap	Lap Tm	Diff	Time of Day
<b>(9) Ben Luxton</b>			
1	2:16.814	+7.326	10:18:39.903
2	2:11.803	+2.315	10:20:51.706
3	2:11.504	+2.016	10:23:03.210
4	2:11.049	+1.561	10:25:14.259
5	2:10.471	+0.983	10:27:24.730
6	2:11.890	+2.402	10:29:36.620
7	<b>2:09.488</b>		10:31:46.108

Lap	Lap Tm	Diff	Time of Day
<b>(81) Lewis Rollo</b>			
1	2:19.206	+4.805	10:18:42.716
2	<b>2:14.401</b>		10:20:57.117
3	2:14.691	+0.290	10:23:11.808
4	2:15.231	+0.830	10:25:27.039
5	2:14.479	+0.078	10:27:41.518
6	2:15.703	+1.302	10:29:57.221
7	2:14.444	+0.043	10:32:11.665

Lap	Lap Tm	Diff	Time of Day
<b>(40) Joe Francis</b>			
1	2:18.830	+8.918	10:18:36.751
2	2:10.689	+0.777	10:20:47.440

Timekeeper:

Race Director:

Weather / Track: Rain / Wet

Results @ [www.sportstimingservices.com](http://www.sportstimingservices.com)







Thundersport GB Rounds 17 & 18

Aprilia Superteens

Oulton Park 2.692 Miles

Race 1

08/10/2011 10:16

Race started at 10:16:17

Lap	Lap Tm	Diff	Time of Day
3	2:10.331	+0.419	10:22:57.771
4	2:10.351	+0.439	10:25:08.122
5	<b>2:09.912</b>		10:27:18.034
<hr/>			
(111) Sam Smith			
1	2:22.816	+5.581	10:18:47.353
2	2:19.440	+2.205	10:21:06.793
3	2:18.691	+1.456	10:23:25.484
4	2:17.836	+0.601	10:25:43.320
5	<b>2:17.235</b>		10:28:00.555
<hr/>			
(26) Matt Shillings			
1	2:18.585	+4.118	10:18:42.549
2	2:15.009	+0.542	10:20:57.558
3	<b>2:14.467</b>		10:23:12.025
<hr/>			
(42) Aaron Coupland			
1	2:25.994	+9.716	10:18:50.690
2	<b>2:16.278</b>		10:21:06.968
<hr/>			
(4) Louis Valleley			
1	2:30.204	+7.267	10:18:55.151
2	<b>2:22.937</b>		10:21:18.088
<hr/>			
(34) Louis Dawson			
1	<b>2:19.234</b>		10:18:42.503
<hr/>			
(212) Russell Brown			
1	<b>2:25.837</b>		10:18:50.714
<hr/>			
(7) William Caines			
1	<b>2:39.058</b>		10:19:04.651

Lap Lap Tm Diff Time of Day

Lap Lap Tm Diff Time of Day

Timekeeper:

Race Director:

Weather / Track: Rain / Wet

Results @ [www.sportstimingservices.com](http://www.sportstimingservices.com)

Printed: 08/10/2011 10:44:45





Thundersport GB Round 17

Sorted on Laps

Aprilia Superteens

Oulton Park 2.692 Miles

Race 9

08/10/2011 14:50

Race started at 14:50:28

Pos	No.	Name	Bike	CC	Laps	Total Tm	Diff	Gap	Best Tm	Best Spd	Avg. Spd	Start Pos
1	61	Harry Coomber	Aprilia	125	8	17:18.375			<b>2:07.888</b>	<b>75.779</b>	74.664	1
2	75	Bradley Jones	Aprilia	125	8	17:18.546	0.171	0.171	2:08.219	75.583	74.652	5
3	15	Ross Twyman	Aprilia	125	8	17:18.625	0.250	0.079	2:08.099	75.654	74.646	6
4	40	Joe Francis	Aprilia	125n	8	17:21.685	3.310	3.060	2:08.750	75.271	74.427	2
5	81	Lewis Rollo	Aprilia	125	8	17:34.322	15.947	12.637	2:09.455	74.862	73.535	9
6	9	Ben Luxton	Aprilia	125	8	17:35.541	17.166	1.219	2:10.201	74.433	73.450	7
7	20	Tom Oliver	Aprilia	125	8	17:37.168	18.793	1.627	2:10.269	74.394	73.337	4
8	41	Milo Ward	Aprilia	125n	8	18:00.019	41.644	22.851	2:11.601	73.641	71.785	12
9	42	Aaron Coupland	Aprilia	125	8	18:03.055	44.680	3.036	2:11.912	73.467	71.584	10
10	23	Josh Hill	Aprilia	125n	8	18:03.621	45.246	0.566	2:12.151	73.334	71.547	0
11	5	George Stanley	Aprilia	125n	8	18:06.254	47.879	2.633	2:13.510	72.588	71.373	11
12	34	Louis Dawson	Aprilia	125	8	18:10.485	52.110	4.231	2:12.866	72.940	71.096	8
13	19	Charley Oakland	Aprilia	125	8	18:23.801	1:05.426	13.316	2:14.829	71.878	70.239	16
14	99	Callum Grigor	Aprilia	125n	8	18:28.458	1:10.083	4.657	2:16.153	71.179	69.944	19
15	4	Louis Valleley	Aprilia	125n	8	18:41.929	1:23.554	13.471	2:15.331	71.611	69.104	20
16	77	Ryan McAdam	Aprilia	125n	7	17:21.240	1 Lap	1 Lap	2:24.008	67.296	65.152	23
17	11	Joe Sheldon-Shaw	Aprilia	125n	7	18:15.372	1 Lap	54.132	2:32.902	63.382	61.932	22
18	88	Harriet Drury	Aprilia	125n	7	18:51.182	1 Lap	35.810	2:39.051	60.931	59.971	24
Not classified												
DNF	22	Alex Baker	Aprilia	125n	7	15:48.063	DNF		2:12.029	73.402	71.555	13
DNF	3	David Allingham	Aprilia	125n		0.109	DNF		-	-	-	3
DNF	122	Zak Cordery	Aprilia	125n		6.669	DNF		-	-	-	25

Margin of Victory	Avg. Speed	Best Lap Tm	Best Spd	Best Lap by
0.171	74.664	2:07.888	75.779	61 - Harry Coomber

Timekeeper:

Race Director:

Weather / Track: Cloudy / Drying

Results @ [www.sportstimingsservices.com](http://www.sportstimingsservices.com)





# Thundersport GB Round 17

# Lapchart

Aprilia Superteens

Oulton Park 2.692 Miles

Race 9

08/10/2011 14:50

Race started at 14:50:28

### Competitors

### Laps

	0	1	2	3	4	5	6	7	8
Joe Francis (40)	1	40	61	75	75	75	75	75	61
Harry Coomber (61)	2	61	75	40	40	61	15	15	61
Tom Oliver (20)	3	20	40	61	61	40	61	61	15
David Allingham (3)	4	3	15	15	15	15	40	40	40
Bradley Jones (75)	5	75	20	81	81	81	81	81	81
Ross Twyman (15)	6	15	81	20	9	9	9	9	9
Ben Luxton (9)	7	9	9	9	20	20	20	20	20
Louis Dawson (34)	8	34	22	22	22	22	41	22	41
Lewis Rollo (81)	9	81	41	42	42	42	41	22	41
Milo Ward (41)	10	41	5	41	41	41	23	42	23
Aaron Coupland (42)	11	42	42	5	5	5	42	23	42
George Stanley (5)	12	5	34	34	23	23	5	5	34
Alex Baker (22)	13	22	23	23	34	34	34	34	19
Charley Oakland (19)	14	19	19	19	19	19	19	19	99
Callum Grigor (99)	15	99	99	99	99	99	99	99	4
Louis Valleley (4)	16	4	4	4	4	4	4	4	4
Ryan McAdam (77)	17	77	77	77	77	77	77	77	77
Harriet Drury (88)	18	88	88	11	11	11	11	11	11
Joe Sheldon-Shaw (11)	19	11	11	88	88	88	88	88	88
Josh Hill (23)	20	23							
Zak Cordery (122)	21	122							

Timekeeper:

Race Director:

Weather / Track: Cloudy / Drying

Results @ [www.sportstimeservices.com](http://www.sportstimeservices.com)

Printed: 08/10/2011 15:11:23





# Thundersport GB Round 17

Aprilia Superteens

Oulton Park 2.692 Miles

Race 9

08/10/2011 14:50

Race started at 14:50:28

Lap	Lap Tm	Diff	Time of Day
<b>(61) Harry Coomber</b>			
1	2:15.750	+7.862	14:52:44.611
2	2:10.258	+2.370	14:54:54.869
3	2:09.281	+1.393	14:57:04.150
4	2:08.677	+0.789	14:59:12.827
5	2:09.242	+1.354	15:01:22.069
6	2:08.660	+0.772	15:03:30.729
7	2:08.597	+0.709	15:05:39.326
8	<b>2:07.888</b>		15:07:47.214

Lap	Lap Tm	Diff	Time of Day
<b>(75) Bradley Jones</b>			
1	2:13.397	+5.178	14:52:45.248
2	2:09.148	+0.929	14:54:54.396
3	2:09.420	+1.201	14:57:03.816
4	2:08.947	+0.728	14:59:12.763
5	2:08.835	+0.616	15:01:21.598
6	2:08.944	+0.725	15:03:30.542
7	2:08.624	+0.405	15:05:39.166
8	<b>2:08.219</b>		15:07:47.385

Lap	Lap Tm	Diff	Time of Day
<b>(15) Ross Twyman</b>			
1	2:13.848	+5.749	14:52:45.790
2	2:09.513	+1.414	14:54:55.303
3	2:08.925	+0.826	14:57:04.228
4	2:08.998	+0.899	14:59:13.226
5	2:08.669	+0.570	15:01:21.895
6	2:08.720	+0.621	15:03:30.615
7	2:08.750	+0.651	15:05:39.365
8	<b>2:08.099</b>		15:07:47.464

Lap	Lap Tm	Diff	Time of Day
<b>(40) Joe Francis</b>			
1	2:16.700	+7.950	14:52:45.539
2	2:09.153	+0.403	14:54:54.692
3	2:09.453	+0.703	14:57:04.145
4	2:08.862	+0.112	14:59:13.007
5	2:09.372	+0.622	15:01:22.379
6	<b>2:08.750</b>		15:03:31.129
7	2:08.753	+0.003	15:05:39.882
8	2:10.642	+1.892	15:07:50.524

Lap	Lap Tm	Diff	Time of Day
<b>(81) Lewis Rollo</b>			
1	2:15.148	+5.693	14:52:47.745
2	2:11.082	+1.627	14:54:58.827
3	2:11.393	+1.938	14:57:10.220
4	2:11.002	+1.547	14:59:21.222
5	2:11.072	+1.617	15:01:32.294
6	2:11.116	+1.661	15:03:43.410
7	2:10.296	+0.841	15:05:53.706
8	<b>2:09.455</b>		15:08:03.161

Lap	Lap Tm	Diff	Time of Day
<b>(9) Ben Luxton</b>			
1	2:16.244	+6.043	14:52:48.371
2	2:11.521	+1.320	14:54:59.892
3	2:10.434	+0.233	14:57:10.326
4	2:11.137	+0.936	14:59:21.463
5	2:10.841	+0.640	15:01:32.304
6	2:11.260	+1.059	15:03:43.564
7	2:10.615	+0.414	15:05:54.179
8	<b>2:10.201</b>		15:08:04.380

Lap	Lap Tm	Diff	Time of Day
<b>(20) Tom Oliver</b>			
1	2:18.243	+7.974	14:52:47.126
2	2:12.135	+1.866	14:54:59.261
3	2:12.529	+2.260	14:57:11.790
4	2:10.724	+0.455	14:59:22.514
5	<b>2:10.269</b>		15:01:32.783
6	2:11.250	+0.981	15:03:44.033
7	2:10.476	+0.207	15:05:54.509
8	2:11.498	+1.229	15:08:06.007

Lap	Lap Tm	Diff	Time of Day
<b>(41) Milo Ward</b>			
1	2:19.929	+8.328	14:52:52.772
2	2:15.257	+3.656	14:55:08.029
3	2:15.108	+3.507	14:57:23.137
4	2:14.831	+3.230	14:59:37.968
5	2:14.084	+2.483	15:01:52.052
6	2:12.324	+0.723	15:04:04.376
7	2:12.881	+1.280	15:06:17.257
8	<b>2:11.601</b>		15:08:28.858

Lap	Lap Tm	Diff	Time of Day
<b>(42) Aaron Coupland</b>			
1	2:21.653	+9.741	14:52:54.552
2	2:13.380	+1.468	14:55:07.932
3	2:14.863	+2.951	14:57:22.795
4	2:15.137	+3.225	14:59:37.932
5	2:14.924	+3.012	15:01:52.856
6	2:13.357	+1.445	15:04:06.213
7	2:13.769	+1.857	15:06:19.982
8	<b>2:11.912</b>		15:08:31.894

Lap	Lap Tm	Diff	Time of Day
<b>(23) Josh Hill</b>			
1	2:20.083	+7.932	14:52:54.927
2	2:15.502	+3.351	14:55:10.429
3	2:13.884	+1.733	14:57:24.313
4	2:14.429	+2.278	14:59:38.742
5	2:13.929	+1.778	15:01:52.671
6	2:14.163	+2.012	15:04:06.834
7	<b>2:12.151</b>		15:06:18.985
8	2:13.475	+1.324	15:08:32.460

Lap	Lap Tm	Diff	Time of Day
<b>(5) George Stanley</b>			
1	2:20.503	+6.993	14:52:53.532
2	2:15.168	+1.658	14:55:08.700
3	2:14.901	+1.391	14:57:23.601
4	2:14.575	+1.065	14:59:38.176
5	2:15.248	+1.738	15:01:53.424
6	<b>2:13.510</b>		15:04:06.934
7	2:13.996	+0.486	15:06:20.930
8	2:14.163	+0.653	15:08:35.093

Lap	Lap Tm	Diff	Time of Day
<b>(34) Louis Dawson</b>			
1	2:22.559	+9.693	14:52:54.746
2	2:15.344	+2.478	14:55:10.090
3	2:16.403	+3.537	14:57:26.493
4	2:14.361	+1.495	14:59:40.854
5	<b>2:12.866</b>		15:01:53.720
6	2:14.665	+1.799	15:04:08.385
7	2:15.240	+2.374	15:06:23.625
8	2:15.699	+2.833	15:08:39.324

(19) Charley Oakland

Lap	Lap Tm	Diff	Time of Day
1	2:21.589	+6.760	14:52:55.183
2	2:16.069	+1.240	14:55:11.252
3	2:17.305	+2.476	14:57:28.557
4	<b>2:14.829</b>		14:59:43.386
5	2:15.517	+0.688	15:01:58.903
6	2:16.927	+2.098	15:04:15.830
7	2:19.916	+5.087	15:06:35.746
8	2:16.894	+2.065	15:08:52.640

Lap	Lap Tm	Diff	Time of Day
<b>(99) Callum Grigor</b>			
1	2:21.957	+5.804	14:52:56.078
2	2:17.288	+1.135	14:55:13.366
3	2:16.771	+0.618	14:57:30.137
4	<b>2:16.153</b>		14:59:46.290
5	2:17.466	+1.313	15:02:03.756
6	2:18.359	+2.206	15:04:22.115
7	2:17.667	+1.514	15:06:39.782
8	2:17.515	+1.362	15:08:57.297

Lap	Lap Tm	Diff	Time of Day
<b>(4) Louis Valleley</b>			
1	2:25.122	+9.791	14:52:59.276
2	2:18.507	+3.176	14:55:17.783
3	2:16.990	+1.659	14:57:34.773
4	<b>2:15.331</b>		14:59:50.104
5	2:16.275	+0.944	15:02:06.379
6	2:18.604	+3.273	15:04:24.983
7	2:23.545	+8.214	15:06:48.528
8	2:22.240	+6.909	15:09:10.768

Lap	Lap Tm	Diff	Time of Day
<b>(77) Ryan McAdam</b>			
1	2:29.688	+5.680	14:53:03.913
2	2:29.407	+5.399	14:55:33.320
3	2:30.196	+6.188	14:58:03.516
4	2:27.123	+3.115	15:00:30.639
5	2:28.269	+4.261	15:02:58.908
6	2:27.163	+3.155	15:05:26.071
7	<b>2:24.008</b>		15:07:50.079

Lap	Lap Tm	Diff	Time of Day
<b>(11) Joe Sheldon-Shaw</b>			
1	2:42.782	+9.880	14:53:17.599
2	2:36.850	+3.948	14:55:54.449
3	2:34.125	+1.223	14:58:28.574
4	<b>2:32.902</b>		15:01:01.476
5	2:33.100	+0.198	15:03:34.576
6	2:33.624	+0.722	15:06:08.200
7	2:36.011	+3.109	15:08:44.211

Lap	Lap Tm	Diff	Time of Day
<b>(88) Harriet Drury</b>			
1	2:42.370	+3.319	14:53:16.705
2	2:41.727	+2.676	14:55:58.432
3	2:40.574	+1.523	14:58:39.006
4	2:40.572	+1.521	15:01:19.578
5	2:41.619	+2.568	15:04:01.197
6	2:39.773	+0.722	15:06:40.970
7	<b>2:39.051</b>		15:09:20.021

Lap	Lap Tm	Diff	Time of Day
<b>(22) Alex Baker</b>			
1	2:18.196	+6.167	14:52:51.756
2	2:15.709	+3.680	14:55:07.465
3	2:15.292	+3.263	14:57:22.757
4	2:15.049	+3.020	14:59:37.806

Timekeeper:

Race Director:

Weather / Track: Cloudy / Drying

Results @ [www.sportstimingservices.com](http://www.sportstimingservices.com)





Thundersport GB Round 17

Aprilia Superteens

Oulton Park 2.692 Miles

Race 9

08/10/2011 14:50

Race started at 14:50:28

Lap	Lap Tm	Diff	Time of Day
5	2:14.190	+2.161	15:01:51.996
6	2:12.877	+0.848	15:04:04.873
7	<b>2:12.029</b>		15:06:16.902

Lap	Lap Tm	Diff	Time of Day
-----	--------	------	-------------

Lap	Lap Tm	Diff	Time of Day
-----	--------	------	-------------

Timekeeper:

Race Director:

Weather / Track: Cloudy / Drying

Results @ [www.sportstimeservices.com](http://www.sportstimeservices.com)

Printed: 08/10/2011 15:11:53





Thundersport GB Rounds 17 & 18

Sorted on Best Lap time

Bridgestone Thundersport 500

Oulton Park 2.692 Miles

Qualifying

07/10/2011 15:25

Practice started at 15:25:17

Pos	No.	Name	Bike	CC	Best Tm	Best Spd	Gap	Diff - Ldr.	In Lap	2nd Best
1	61	Adam Shelton	Honda	500	2:06.689	76.496			7	2:07.202
2	82	Lewis Osler	Honda	500	2:07.812	75.824	1.123	1.123	5	2:08.703
3	12	Andy Lawson	Honda	500	2:07.983	75.723	0.171	1.294	5	2:09.737
4	70	Matt Bilton	Honda	500	2:08.558	75.384	0.575	1.869	4	2:08.956
5	27	James Pickford	Honda	500	2:09.511	74.829	0.953	2.822	4	2:09.613
6	14	Dominic Clegg	Honda	500	2:10.392	74.324	0.881	3.703	6	2:10.884
7	83	Colin McCabe	Honda	500	2:10.538	74.240	0.146	3.849	7	2:10.598
8	33	Richard Blunt	Honda	500	2:12.608	73.082	2.070	5.919	2	2:13.228
9	64	Adam Palfreman	Honda	500	2:13.433	72.630	0.825	6.744	6	2:15.143
10	99	Andrew Scanlon	Honda	500	2:13.660	72.506	0.227	6.971	7	2:14.691
11	106	Joe Barton	Kawasaki	500	2:13.871	72.392	0.211	7.182	6	2:14.547
12	7	Jonathan Owens	Honda	500	2:13.983	72.332	0.112	7.294	6	2:14.512
13	57	Chris Poncia	Honda	500	2:15.130	71.718	1.147	8.441	6	2:15.858
14	5	Darryl Harrison	Honda	500	2:15.551	71.495	0.421	8.862	2	2:15.816
15	47	Steve Kain	Honda	500	2:16.235	71.136	0.684	9.546	7	2:17.383
16	88	Lewis Meldrum	Honda	500	2:16.482	71.007	0.247	9.793	7	2:16.907
17	111	David Carson	Honda	500	2:17.697	70.381	1.215	11.008	7	2:19.049
18	89	Ian Robinson	Honda	500	2:17.815	70.320	0.118	11.126	4	2:18.475
19	72	Mike Bailey	Honda	500	2:17.842	70.307	0.027	11.153	2	2:19.434
20	9	Tom Harrison	Honda	500	2:18.089	70.181	0.247	11.400	7	2:18.746
21	42	Christopher Spink	Honda	500	2:18.591	69.927	0.502	11.902	6	2:19.460
22	131	Graham Gough	Honda	500	2:20.804	68.828	2.213	14.115	6	2:20.971
23	58	Brian Spreadborough	Honda	500	2:20.940	68.761	0.136	14.251	6	2:21.300
24	8	Dave Blow	Honda	500	2:21.765	68.361	0.825	15.076	5	2:27.778
25	11	John Miller	Honda	500	2:22.040	68.229	0.275	15.351	5	2:22.873
26	73	Jerry Frost	Honda	500	2:22.409	68.052	0.369	15.720	5	2:22.460
27	93	Matthew Laws	Honda	500	2:25.130	66.776	2.721	18.441	2	2:25.210
28	20	David Beswick	Honda	500	2:26.826	66.005	1.696	20.137	6	2:28.043
29	26	Matt Poncia	Honda	500	2:28.749	65.151	1.923	22.060	4	2:28.990
30	96	Robert Murphy	Honda	500	2:31.717	63.877	2.968	25.028	4	2:31.807
31	28	Ian Capper	Honda	500	2:33.084	63.306	1.367	26.395	5	2:33.449
32	50	Nick Mallinson	Honda	500		-			0	

Timekeeper:

Race Director:

Weather / Track: Raining / Wet

Results @ [www.sportstimingsservices.com](http://www.sportstimingsservices.com)

Printed: 07/10/2011 15:57:34







Thundersport GB Rounds 17 & 18

Bridgestone Thundersport 500

Oulton Park 2.692 Miles

Race 8 & 16

Race

POLE POSITION

	1	2	3	4
1	61	82	12	70
2	27	14	83	33
3	64	99	106	7
4	57	5	47	88
5	111	89	72	9
6	42	131	58	8
7	11	73	93	20
8	26	96	28	50

Timekeeper:

Race Director:

Weather / Track:

Results @ [www.sportstimeservices.com](http://www.sportstimeservices.com)

Printed: 07/10/2011 16:00:17





Thundersport GB Rounds 17 & 18

Sorted on Best Lap time

Bridgestone Thundersport 500

Oulton Park 2.692 Miles

Warm Up

08/10/2011 09:58

Practice started at 9:58:12

Pos	No.	Name	Bike	CC	Best Tm	Best Spd	Gap	Diff - Ldr.	In Lap	2nd Best
1	61	Adam Shelton	Honda	500	2:07.853	75.800			4	2:08.437
2	70	Matt Bilton	Honda	500 C	2:08.479	75.430	0.626	0.626	5	2:09.294
3	82	Lewis Osler	Honda	500 C	2:08.764	75.263	0.285	0.911	4	2:10.674
4	133	Richard Blunt	Honda	500 C	2:09.820	74.651	1.056	1.967	4	2:11.491
5	14	Brad Davey	Aprilia	550 C	2:10.913	74.028	1.093	3.060	3	2:11.683
6	35	Tony Hughes	KTM	660 C	2:11.198	73.867	0.285	3.345	2	2:11.429
7	83	Colin McCabe	Honda	500	2:11.498	73.698	0.300	3.645	5	2:13.299
8	115	Keith Warren	KTM	690 C	2:11.503	73.696	0.005	3.650	2	2:11.691
9	88	Lewis Meldrum	Honda	500	2:11.901	73.473	0.398	4.048	5	2:13.650
10	99	Andrew Scanlon	Honda	500	2:12.743	73.007	0.842	4.890	5	2:13.487
11	14	Dominic Clegg	Honda	500	2:12.958	72.889	0.215	5.105	4	2:12.992
12	27	James Pickford	Honda	500	2:13.202	72.756	0.244	5.349	4	2:13.534
13	57	Chris Poncia	Honda	500	2:13.999	72.323	0.797	6.146	5	2:16.400
14	111	David Carson	Honda	500	2:14.092	72.273	0.093	6.239	5	2:16.171
15	106	Joe Barton	Honda	500 C	2:14.385	72.115	0.293	6.532	4	2:15.085
16	7	Jonathan Owens	Honda	500	2:14.432	72.090	0.047	6.579	4	2:14.896
17	32	Nick Cliff	Honda	500	2:14.500	72.054	0.068	6.647	4	2:15.223
18	21	Chris Pickersgill	Triumph	600 B	2:14.507	72.050	0.007	6.654	3	2:14.625
19	9	Tom Harrison	Honda	500	2:15.290	71.633	0.783	7.437	4	2:16.345
20	93	Matthew Laws	Honda	500	2:17.114	70.680	1.824	9.261	4	2:19.651
21	5	Darryl Harrison	Honda	500	2:17.549	70.456	0.435	9.696	4	2:17.660
22	18	David Jeff	Honda	500	2:18.266	70.091	0.717	10.413	5	2:19.873
23	63	Bob Docker	Suzuki	600 B	2:18.443	70.001	0.177	10.590	3	2:18.911
24	72	Mike Bailey	Honda	500	2:18.550	69.947	0.107	10.697	4	2:18.789
25	42	Christopher Spink	Honda	500	2:18.561	69.942	0.011	10.708	3	2:18.811
26	131	Graham Gough	Honda	500	2:19.961	69.242	1.400	12.108	3	2:20.791
27	58	Brian Spreadborough	Honda	500	2:19.990	69.228	0.029	12.137	4	2:21.219
28	161	Mark Evans	Kawasaki	600 B	2:21.375	68.550	1.385	13.522	4	2:27.066
29	11	John Miller	Honda	500	2:24.151	67.230	2.776	16.298	4	2:26.197
30	8	Dave Blow	Honda	500	2:24.241	67.188	0.090	16.388	4	2:26.412
31	89	Ian Robinson	Honda	500	2:24.583	67.029	0.342	16.730	2	2:25.266
32	26	Matt Poncia	Honda	500	2:24.988	66.841	0.405	17.135	4	2:26.660
33	47	John Tibbetts	Kawasaki	650 B	2:25.406	66.649	0.418	17.553	4	2:26.652
34	20	David Beswick	Honda	500	2:26.062	66.350	0.656	18.209	4	2:30.171
35	6	Garry Coombes	Aprilia	550 C	2:27.583	65.666	1.521	19.730	2	2:45.349
36	28	Ian Capper	Honda	500	2:29.461	64.841	1.878	21.608	4	2:32.278
37	96	Robert Murphy	Honda	500	2:30.048	64.587	0.587	22.195	4	2:32.526
38	8	Mark Lumb	Ducati	748 B	2:31.456	63.987	1.408	23.603	3	2:32.410
39	45	Andrew Castle	Honda	600 B	2:33.570	63.106	2.114	25.717	4	2:36.630
40	55	Rob Garland	Honda	600 B		-			0	

Announcements

\*\* Charge transponder - No 61 & 161\*\*

Timekeeper:

Race Director:

Weather / Track: Rain / Wet

Results @ [www.sportstimingservices.com](http://www.sportstimingservices.com)

Printed: 08/10/2011 10:11:23





Thundersport GB Rounds 17 & 18

Sorted on Best Lap time

Bridgestone Thundersport 500

Oulton Park 2.692 Miles

Warm Up

08/10/2011 09:58

Practice started at 9:58:12

Pos	No.	Name	Bike	CC	Best Tm	Best Spd	Gap	Diff - Ldr.	In Lap	2nd Best
41	32	Adam Palfreman	Suzuki	650 B		-			0	
42	44	Mick Riddle	Kawasaki	600 B		-			0	
43	88	Andrew Driver	MuZ	660 C		-			0	
44	98	Robert Pragnell	Suzuki	600 B		-			0	

Announcements

\*\* Charge transponder - No 61 & 161\*\*

Timekeeper:

Race Director:

Weather / Track: Rain / Wet

Results @ [www.sportstimeservices.com](http://www.sportstimeservices.com)

Printed: 08/10/2011 10:11:23





Thundersport GB Round 17

Sorted on Laps

Bridgestone Thundersport 500

Oulton Park 2.692 Miles

Race 8

08/10/2011 14:22

Race started at 14:22:51

Pos	No.	Name	Bike	CC	Laps	Total Tm	Diff	Gap	Best Tm	Best Spd	Avg. Spd	Start Pos
1	61	Adam Shelton	Honda	500	9	18:51.648			2:03.172	78.680	77.074	1
2	<b>70</b>	<b>Matt Bilton</b>	<b>Honda</b>	<b>500</b>	9	18:56.411	4.763	4.763	<b>2:02.932</b>	<b>78.834</b>	76.751	4
3	82	Lewis Osler	Honda	500	9	18:57.923	6.275	1.512	2:03.155	78.691	76.649	2
4	12	Andy Lawson	Honda	500	9	18:58.509	6.861	0.586	2:04.031	78.135	76.610	3
5	106	Joe Barton	Kawasaki	500	9	19:20.568	28.920	22.059	2:04.310	77.960	75.154	11
6	14	Dominic Clegg	Honda	500	9	19:25.192	33.544	4.624	2:06.668	76.509	74.855	6
7	33	Richard Blunt	Honda	500	9	19:32.522	40.874	7.330	2:08.241	75.570	74.387	8
8	7	Jonathan Owens	Honda	500	9	19:33.187	41.539	0.665	2:07.729	75.873	74.345	12
9	83	Colin McCabe	Honda	500	9	19:39.753	48.105	6.566	2:09.556	74.803	73.931	7
10	64	Adam Palfreman	Honda	500	9	19:42.038	50.390	2.285	2:07.700	75.890	73.788	9
11	5	Darryl Harrison	Honda	500	9	19:51.488	59.840	9.450	2:10.371	74.336	73.203	14
12	9	Tom Harrison	Honda	500	9	19:55.181	1:03.533	3.693	2:08.218	75.584	72.977	20
13	32	Nick Clift	Honda	500	9	20:00.988	1:09.340	5.807	2:10.026	74.533	72.624	0
14	111	David Carson	Honda	500	9	20:01.159	1:09.511	0.171	2:09.298	74.952	72.614	17
15	47	Steve Kain	Honda	500	9	20:01.478	1:09.830	0.319	2:10.948	74.008	72.595	15
16	57	Chris Poncia	Honda	500	9	20:01.686	1:10.038	0.208	2:10.829	74.075	72.582	13
17	42	Christopher Spink	Honda	500	9	20:01.806	1:10.158	0.120	2:09.763	74.684	72.575	21
18	72	Mike Bailey	Honda	500	9	20:05.921	1:14.273	4.115	2:10.813	74.084	72.327	19
19	8	Dave Blow	Honda	500	9	20:05.991	1:14.343	0.070	2:10.218	74.423	72.323	24
20	93	Matthew Laws	Honda	500	9	20:15.985	1:24.337	9.994	2:11.209	73.861	71.729	27
21	18	David Jeff	Honda	500	9	20:16.300	1:24.652	0.315	2:11.151	73.893	71.710	0
22	73	Jerry Frost	Honda	500	9	20:28.258	1:36.610	11.958	2:12.453	73.167	71.012	26
23	58	Brian Spreadborough	Honda	500	9	20:33.301	1:41.653	5.043	2:13.524	72.580	70.721	23
24	131	Graham Gough	Honda	500	9	20:34.158	1:42.510	0.857	2:12.870	72.937	70.672	22
25	11	John Miller	Honda	500	9	21:02.149	2:10.501	27.991	2:15.079	71.745	69.105	25
26	20	David Beswick	Honda	500	9	21:05.580	2:13.932	3.431	2:15.982	71.268	68.918	28
27	28	Ian Capper	Honda	500	8	18:54.043	1 Lap	1 Lap	2:17.335	70.566	68.366	31
28	26	Matt Poncia	Honda	500	8	18:54.390	1 Lap	0.347	2:16.786	70.849	68.345	29
29	96	Robert Murphy	Honda	500	8	18:55.024	1 Lap	0.634	2:16.538	70.978	68.307	30

Not classified

DNF	89	Ian Robinson	Honda	500	5	11:32.922	DNF		2:15.728	71.402	69.930	18
DNF	27	James Pickford	Honda	500	4	8:47.843	DNF		2:08.044	75.686	73.440	5
DNF	88	Lewis Meldrum	Honda	500	2	4:41.071	DNF		2:13.447	72.622	68.959	16

Announcements

\*\* No 9 - 5 second penalty - cutting chicane\*\*

Margin of Victory	Avg. Speed	Best Lap Tm	Best Spd	Best Lap by
4.763	77.074	2:02.932	78.834	70 - Matt Bilton

Timekeeper:

Race Director:

Weather / Track: Cloudy / Damp

Results @ [www.sportstimingservices.com](http://www.sportstimingservices.com)



Printed: 08/10/2011 14:44:09



# Thundersport GB Round 17

# Lapchart

Bridgestone Thundersport 500

Oulton Park 2.692 Miles

Race 8

08/10/2011 14:22

Race started at 14:22:51

### Competitors

### Laps

	0	1	2	3	4	5	6	7	8	9
Lewis Osler (82)	1	82	61	61	61	61	61	61	61	61
Matt Bilton (70)	2	70	12	12	12	12	70	70	70	70
Adam Shelton (61)	3	61	70	70	70	70	12	12	12	82
Andy Lawson (12)	4	12	82	82	82	82	82	82	82	12
Richard Blunt (33)	5	33	33	33	14	106	106	106	106	106
Colin McCabe (83)	6	83	83	83	14	33	14	14	14	14
James Pickford (27)	7	27	106	27	27	106	33	33	33	33
Dominic Clegg (14)	8	14	27	14	106	27	7	7	7	7
Joe Barton (106)	9	106	7	7	83	83	83	83	83	83
Adam Palfreman (64)	10	64	14	106	7	7	9	9	9	64
Jonathan Owens (7)	11	7	5	5	5	9	5	64	64	9
Chris Poncia (57)	12	57	47	9	9	5	64	5	5	5
Darryl Harrison (5)	13	5	64	47	47	64	47	57	57	32
Steve Kain (47)	14	47	9	57	57	47	57	47	47	111
Lewis Meldrum (88)	15	88	57	64	64	57	32	32	32	47
David Carson (111)	16	111	88	32	32	32	72	111	111	57
Mike Bailey (72)	17	72	72	88	72	72	42	42	42	42
Tom Harrison (9)	18	9	32	72	42	42	111	72	72	72
Ian Robinson (89)	19	89	89	42	111	111	8	8	8	8
Christopher Spink (42)	20	42	42	18	8	8	18	18	93	93
Graham Gough (131)	21	131	111	111	93	93	93	93	18	18
Dave Blow (8)	22	8	18	89	89	131	131	131	131	73
Jerry Frost (73)	23	73	131	93	131	18	89	73	73	131
Matthew Laws (93)	24	93	93	8	18	89	73	58	58	131
John Miller (11)	25	11	8	131	73	73	58	11	11	11
David Beswick (20)	26	20	73	73	58	58	20	20	20	20
Nick Clift (32)	27	32	11	58	20	20	11	28	28	28
Matt Poncia (26)	28	26	20	11	28	28	28	26	26	26
Ian Capper (28)	29	28	58	20	11	11	96	96	96	96
Robert Murphy (96)	30	96	28	28	96	96	26			
David Jeff (18)	31	18	96	96	26	26				
Brian Spreadborough (58)	32	58	26	26						

Timekeeper:

Race Director:

Weather / Track: Cloudy / Damp

Results @ [www.sportstimeservices.com](http://www.sportstimeservices.com)

Printed: 08/10/2011 14:45:09





# Thundersport GB Round 17

Bridgestone Thundersport 500

Oulton Park 2.692 Miles

Race 8

08/10/2011 14:22

Race started at 14:22:51

Lap	Lap Tm	Diff	Time of Day
<b>(61) Adam Shelton</b>			
1	2:16.049	+12.877	14:25:07.816
2	2:05.300	+2.128	14:27:13.116
3	2:04.109	+0.937	14:29:17.225
4	<b>2:03.172</b>		14:31:20.397
5	2:03.752	+0.580	14:33:24.149
6	2:04.241	+1.069	14:35:28.390
7	2:04.176	+1.004	14:37:32.566
8	2:04.260	+1.088	14:39:36.826
9	2:06.410	+3.238	14:41:43.236

Lap	Lap Tm	Diff	Time of Day
<b>(70) Matt Bilton</b>			
1	2:16.421	+13.489	14:25:08.110
2	2:05.876	+2.944	14:27:13.986
3	2:05.267	+2.335	14:29:19.253
4	2:05.421	+2.489	14:31:24.674
5	2:05.536	+2.604	14:33:30.210
6	2:05.695	+2.763	14:35:35.905
7	2:05.606	+2.674	14:37:41.511
8	2:03.556	+0.624	14:39:45.067
9	<b>2:02.932</b>		14:41:47.999

Lap	Lap Tm	Diff	Time of Day
<b>(82) Lewis Osler</b>			
1	2:17.010	+13.855	14:25:08.598
2	2:06.024	+2.869	14:27:14.622
3	2:05.425	+2.270	14:29:20.047
4	2:04.860	+1.705	14:31:24.907
5	2:05.686	+2.531	14:33:30.593
6	2:05.474	+2.319	14:35:36.067
7	2:05.842	+2.687	14:37:41.909
8	2:04.447	+1.292	14:39:46.356
9	<b>2:03.155</b>		14:41:49.511

Lap	Lap Tm	Diff	Time of Day
<b>(12) Andy Lawson</b>			
1	2:16.210	+12.179	14:25:07.979
2	2:05.959	+1.928	14:27:13.938
3	2:05.299	+1.268	14:29:19.237
4	2:05.385	+1.354	14:31:24.622
5	2:05.566	+1.535	14:33:30.188
6	2:05.727	+1.696	14:35:35.915
7	2:05.646	+1.615	14:37:41.561
8	2:04.505	+0.474	14:39:46.066
9	<b>2:04.031</b>		14:41:50.097

Lap	Lap Tm	Diff	Time of Day
<b>(106) Joe Barton</b>			
1	2:12.434	+8.124	14:25:11.857
2	2:10.849	+6.539	14:27:22.706
3	2:08.179	+3.869	14:29:30.885
4	2:08.404	+4.094	14:31:39.289
5	2:07.592	+3.282	14:33:46.881
6	2:07.415	+3.105	14:35:54.296
7	2:06.765	+2.455	14:38:01.061
8	2:06.785	+2.475	14:40:07.846
9	<b>2:04.310</b>		14:42:12.156

Lap	Lap Tm	Diff	Time of Day
<b>(14) Dominic Clegg</b>			
1	2:14.092	+7.424	14:25:13.255
2	2:08.800	+2.132	14:27:22.055
3	2:07.929	+1.261	14:29:29.984
4	2:08.558	+1.890	14:31:38.542

Lap	Lap Tm	Diff	Time of Day
5	2:08.696	+2.028	14:33:47.238
6	2:07.312	+0.644	14:35:54.550
7	2:07.527	+0.859	14:38:02.077
8	<b>2:06.668</b>		14:40:08.745
9	2:08.035	+1.367	14:42:16.780

Lap	Lap Tm	Diff	Time of Day
<b>(33) Richard Blunt</b>			
1	2:11.318	+3.077	14:25:10.168
2	2:09.518	+1.277	14:27:19.686
3	2:10.005	+1.764	14:29:29.691
4	2:09.260	+1.019	14:31:38.951
5	2:08.631	+0.390	14:33:47.582
6	<b>2:08.241</b>		14:35:55.823
7	2:08.402	+0.161	14:38:04.225
8	2:09.198	+0.957	14:40:13.423
9	2:10.687	+2.446	14:42:24.110

Lap	Lap Tm	Diff	Time of Day
<b>(7) Jonathan Owens</b>			
1	2:13.186	+5.457	14:25:12.731
2	2:09.505	+1.776	14:27:22.236
3	2:09.819	+2.090	14:29:32.055
4	2:09.523	+1.794	14:31:41.578
5	2:09.186	+1.457	14:33:50.764
6	2:09.067	+1.338	14:35:59.831
7	2:08.723	+0.994	14:38:08.554
8	2:08.492	+0.763	14:40:17.046
9	<b>2:07.729</b>		14:42:24.775

Lap	Lap Tm	Diff	Time of Day
<b>(83) Colin McCabe</b>			
1	2:12.583	+3.027	14:25:11.521
2	2:10.435	+0.879	14:27:21.956
3	2:09.876	+0.320	14:29:31.832
4	2:09.596	+0.040	14:31:41.428
5	2:10.455	+0.899	14:33:51.883
6	2:09.923	+0.367	14:36:01.806
7	2:10.317	+0.761	14:38:12.123
8	<b>2:09.556</b>		14:40:21.679
9	2:09.662	+0.106	14:42:31.341

Lap	Lap Tm	Diff	Time of Day
<b>(64) Adam Palfreman</b>			
1	2:17.333	+9.633	14:25:16.828
2	2:12.585	+4.885	14:27:29.413
3	2:11.551	+3.851	14:29:40.964
4	2:09.899	+2.199	14:31:50.863
5	2:08.714	+1.014	14:33:59.577
6	2:09.320	+1.620	14:36:08.897
7	2:08.570	+0.870	14:38:17.467
8	2:08.459	+0.759	14:40:25.926
9	<b>2:07.700</b>		14:42:33.626

Lap	Lap Tm	Diff	Time of Day
<b>(5) Darryl Harrison</b>			
1	2:14.715	+4.344	14:25:14.674
2	2:10.849	+0.478	14:27:25.523
3	2:11.121	+0.750	14:29:36.644
4	2:11.595	+1.224	14:31:48.239
5	2:11.207	+0.836	14:33:59.446
6	2:11.153	+0.782	14:36:10.599
7	<b>2:10.371</b>		14:38:20.970
8	2:10.757	+0.386	14:40:31.727
9	2:11.349	+0.978	14:42:43.076

Lap	Lap Tm	Diff	Time of Day
<b>(9) Tom Harrison</b>			
1	2:16.121	+7.903	14:25:16.829
2	2:10.369	+2.151	14:27:27.198
3	2:09.734	+1.516	14:29:36.932
4	2:10.182	+1.964	14:31:47.114
5	<b>2:08.218</b>		14:33:55.332
6	2:12.230	+4.012	14:36:07.562
7	2:09.749	+1.531	14:38:17.311
8	2:11.137	+2.919	14:40:28.448
9	2:13.321	+5.103	14:42:41.769

Lap	Lap Tm	Diff	Time of Day
<b>(32) Nick Clift</b>			
1	2:17.877	+7.851	14:25:19.927
2	2:12.700	+2.674	14:27:32.627
3	2:12.827	+2.801	14:29:45.454
4	2:12.122	+2.096	14:31:57.576
5	2:12.196	+2.170	14:34:09.772
6	2:11.151	+1.125	14:36:20.923
7	<b>2:10.026</b>		14:38:30.949
8	2:10.483	+0.457	14:40:41.432
9	2:11.144	+1.118	14:42:52.576

Lap	Lap Tm	Diff	Time of Day
<b>(111) David Carson</b>			
1	2:19.837	+10.539	14:25:20.444
2	2:14.660	+5.362	14:27:35.104
3	2:13.729	+4.431	14:29:48.833
4	2:12.744	+3.446	14:32:01.577
5	2:11.077	+1.779	14:34:12.654
6	2:10.666	+1.368	14:36:23.320
7	2:10.013	+0.715	14:38:33.333
8	<b>2:09.298</b>		14:40:42.631
9	2:10.116	+0.818	14:42:52.747

Lap	Lap Tm	Diff	Time of Day
<b>(47) Steve Kain</b>			
1	2:16.007	+5.059	14:25:16.125
2	2:11.378	+0.430	14:27:27.503
3	<b>2:10.948</b>		14:29:38.451
4	2:12.702	+1.754	14:31:51.153
5	2:13.080	+2.132	14:34:04.233
6	2:13.960	+3.012	14:36:18.193
7	2:11.344	+0.396	14:38:29.537
8	2:11.628	+0.680	14:40:41.165
9	2:11.901	+0.953	14:42:53.066

Lap	Lap Tm	Diff	Time of Day
<b>(57) Chris Poncia</b>			
1	2:17.187	+6.358	14:25:17.037
2	2:11.474	+0.645	14:27:28.511
3	<b>2:10.829</b>		14:29:39.340
4	2:12.107	+1.278	14:31:51.447
5	2:13.391	+2.562	14:34:04.838
6	2:12.717	+1.888	14:36:17.555
7	2:11.395	+0.566	14:38:28.950
8	2:11.685	+0.856	14:40:40.635
9	2:12.639	+1.810	14:42:53.274

Lap	Lap Tm	Diff	Time of Day
<b>(42) Christopher Spink</b>			
1	2:19.230	+9.467	14:25:20.097
2	2:13.348	+3.585	14:27:33.445
3	2:13.828	+4.065	14:29:47.273
4	2:12.013	+2.250	14:31:59.286
5	2:12.786	+3.023	14:34:12.072

Timekeeper:  
 Race Director:  
 Weather / Track: Cloudy / Damp  
 Results @ [www.sportstimingservices.com](http://www.sportstimingservices.com)







# Thundersport GB Round 17

## Bridgestone Thundersport 500

Oulton Park 2.692 Miles

Race 8

08/10/2011 14:22

Race started at 14:22:51

Lap	Lap Tm	Diff	Time of Day
6	2:11.424	+1.661	14:36:23.496
7	2:09.965	+0.202	14:38:33.461
8	2:10.170	+0.407	14:40:43.631
9	<b>2:09.763</b>		14:42:53.394

(72) Mike Bailey

1	2:18.663	+7.850	14:25:19.282
2	2:14.068	+3.255	14:27:33.350
3	2:13.164	+2.351	14:29:46.514
4	2:12.674	+1.861	14:31:59.188
5	2:12.698	+1.885	14:34:11.886
6	2:12.009	+1.196	14:36:23.895
7	<b>2:10.813</b>		14:38:34.708
8	2:10.935	+0.122	14:40:45.643
9	2:11.866	+1.053	14:42:57.509

(8) Dave Blow

1	2:20.868	+10.650	14:25:22.088
2	2:14.675	+4.457	14:27:36.763
3	2:12.631	+2.413	14:29:49.394
4	2:13.490	+3.272	14:32:02.884
5	2:10.972	+0.754	14:34:13.856
6	<b>2:10.218</b>		14:36:24.074
7	2:10.912	+0.694	14:38:34.986
8	2:11.008	+0.790	14:40:45.994
9	2:11.585	+1.367	14:42:57.579

(93) Matthew Laws

1	2:20.207	+8.998	14:25:21.774
2	2:14.736	+3.527	14:27:36.510
3	2:15.631	+4.422	14:29:52.141
4	2:12.822	+1.613	14:32:04.963
5	2:13.509	+2.300	14:34:18.472
6	2:13.128	+1.919	14:36:31.600
7	2:13.069	+1.860	14:38:44.669
8	2:11.695	+0.486	14:40:56.364
9	<b>2:11.209</b>		14:43:07.573

(18) David Jeff

1	2:18.215	+7.064	14:25:20.784
2	2:13.293	+2.142	14:27:34.077
3	2:19.653	+8.502	14:29:53.730
4	2:12.253	+1.102	14:32:05.983
5	2:11.748	+0.597	14:34:17.731
6	2:13.660	+2.509	14:36:31.391
7	2:13.386	+2.235	14:38:44.777
8	2:11.960	+0.809	14:40:56.737
9	<b>2:11.151</b>		14:43:07.888

(73) Jerry Frost

1	2:22.445	+9.992	14:25:23.902
2	2:16.500	+4.047	14:27:40.402
3	2:16.398	+3.945	14:29:56.800
4	2:15.284	+2.831	14:32:12.084
5	2:14.953	+2.500	14:34:27.037
6	2:14.716	+2.263	14:36:41.753
7	<b>2:12.453</b>		14:38:54.206
8	2:12.797	+0.344	14:41:07.003
9	2:12.843	+0.390	14:43:19.846

(58) Brian Spreadborough

Lap	Lap Tm	Diff	Time of Day
1	2:24.975	+11.451	14:25:27.767
2	2:16.661	+3.137	14:27:44.428
3	2:15.767	+2.243	14:30:00.195
4	2:14.286	+0.762	14:32:14.481
5	<b>2:13.524</b>		14:34:28.005
6	2:14.651	+1.127	14:36:42.656
7	2:14.452	+0.928	14:38:57.108
8	2:13.923	+0.399	14:41:11.031
9	2:13.858	+0.334	14:43:24.889

(131) Graham Gough

1	2:20.294	+7.424	14:25:21.349
2	2:15.958	+3.088	14:27:37.307
3	2:15.404	+2.534	14:29:52.711
4	<b>2:12.870</b>		14:32:05.581
5	2:13.242	+0.372	14:34:18.823
6	2:13.145	+0.275	14:36:31.968
7	2:20.957	+8.087	14:38:52.925
8	2:16.077	+3.207	14:41:09.002
9	2:16.744	+3.874	14:43:25.746

(11) John Miller

1	2:25.465	+10.386	14:25:27.155
2	2:22.098	+7.019	14:27:49.253
3	2:22.182	+7.103	14:30:11.435
4	2:20.122	+5.043	14:32:31.557
5	2:18.266	+3.187	14:34:49.823
6	2:16.024	+0.945	14:37:05.847
7	2:16.537	+1.458	14:39:22.384
8	2:16.274	+1.195	14:41:38.658
9	<b>2:15.079</b>		14:43:53.737

(20) David Beswick

1	2:25.692	+9.710	14:25:27.576
2	2:21.760	+5.778	14:27:49.336
3	2:18.647	+2.665	14:30:07.983
4	2:19.900	+3.918	14:32:27.883
5	2:20.273	+4.291	14:34:48.156
6	2:18.880	+2.898	14:37:07.036
7	2:17.645	+1.663	14:39:24.681
8	<b>2:15.982</b>		14:41:40.663
9	2:16.505	+0.523	14:43:57.168

(28) Ian Capper

1	2:26.132	+8.797	14:25:28.481
2	2:21.409	+4.074	14:27:49.890
3	2:21.184	+3.849	14:30:11.074
4	2:20.171	+2.836	14:32:31.245
5	2:19.459	+2.124	14:34:50.704
6	2:19.895	+2.560	14:37:10.599
7	2:17.697	+0.362	14:39:28.296
8	<b>2:17.335</b>		14:41:45.631

(26) Matt Poncia

1	2:28.446	+11.660	14:25:30.659
2	2:22.486	+5.700	14:27:53.145
3	2:21.182	+4.396	14:30:14.327
4	2:19.830	+3.044	14:32:34.157
5	2:19.172	+2.386	14:34:53.329
6	2:17.575	+0.789	14:37:10.904
7	2:18.288	+1.502	14:39:29.192

Lap	Lap Tm	Diff	Time of Day
8	<b>2:16.786</b>		14:41:45.978

(96) Robert Murphy

1	2:26.804	+10.266	14:25:29.237
2	2:22.021	+5.483	14:27:51.258
3	2:22.327	+5.789	14:30:13.585
4	2:19.907	+3.369	14:32:33.492
5	2:18.027	+1.489	14:34:51.519
6	2:19.681	+3.143	14:37:11.200
7	2:18.874	+2.336	14:39:30.074
8	<b>2:16.538</b>		14:41:46.612

(89) Ian Robinson

1	2:19.248	+3.520	14:25:19.993
2	2:15.973	+0.245	14:27:35.966
3	2:16.462	+0.734	14:29:52.428
4	2:16.354	+0.626	14:32:08.782
5	<b>2:15.728</b>		14:34:24.510

(27) James Pickford

1	2:12.971	+4.927	14:25:12.029
2	2:09.990	+1.946	14:27:22.019
3	<b>2:08.044</b>		14:29:30.063
4	2:09.368	+1.324	14:31:39.431

(88) Lewis Meldrum

1	2:18.886	+5.439	14:25:19.212
2	<b>2:13.447</b>		14:27:32.659

Timekeeper:

Race Director:

Weather / Track: Cloudy / Damp

Results @ [www.sportstimingservices.com](http://www.sportstimingservices.com)





Thundersport GB Round 17

Sorted on Laps

Bridgestone Thundersport 500

Oulton Park 2.692 Miles

Race 16

08/10/2011 17:42

Race started at 17:42:52

Pos	No.	Name	Bike	CC	Laps	Total Tm	Diff	Gap	Best Tm	Best Spd	Avg. Spd	Start Pos
1	12	Andy Lawson	Honda	500	8	16:50.247			2:04.691	77.722	76.743	3
2	61	Adam Shelton	Honda	500	8	16:50.258	0.011	0.011	2:04.746	77.687	76.742	1
3	<b>70</b>	<b>Matt Bilton</b>	<b>Honda</b>	<b>500</b>	8	16:50.545	0.298	0.287	<b>2:04.261</b>	<b>77.991</b>	76.721	4
4	82	Lewis Osler	Honda	500	8	17:10.318	20.071	19.773	2:06.633	76.530	75.248	2
5	14	Dominic Clegg	Honda	500	8	17:12.236	21.989	1.918	2:07.073	76.265	75.108	6
6	33	Richard Blunt	Honda	500	8	17:31.687	41.440	19.451	2:09.642	74.754	73.719	8
7	7	Jonathan Owens	Honda	500	8	17:31.995	41.748	0.308	2:09.382	74.904	73.698	12
8	64	Adam Palfreman	Honda	500	8	17:33.797	43.550	1.802	2:08.542	75.393	73.572	9
9	57	Chris Poncia	Honda	500	8	17:35.284	45.037	1.487	2:09.317	74.941	73.468	13
10	83	Colin McCabe	Honda	500	8	17:41.199	50.952	5.915	2:10.701	74.148	73.058	7
11	32	Nick Clift	Honda	500	8	17:54.984	1:04.737	13.785	2:11.466	73.716	72.122	0
12	5	Darryl Harrison	Honda	500	8	17:59.637	1:09.390	4.653	2:12.281	73.262	71.811	14
13	47	Steve Kain	Honda	500	8	18:02.733	1:12.486	3.096	2:12.421	73.185	71.605	15
14	88	Lewis Meldrum	Honda	500	8	18:05.015	1:14.768	2.282	2:12.600	73.086	71.455	16
15	111	David Carson	Honda	500	8	18:08.659	1:18.412	3.644	2:11.994	73.422	71.216	17
16	42	Christopher Spink	Honda	500	8	18:08.921	1:18.674	0.262	2:11.472	73.713	71.199	21
17	93	Matthew Laws	Honda	500	8	18:19.306	1:29.059	10.385	2:13.409	72.643	70.526	27
18	8	Dave Blow	Honda	500	8	18:19.693	1:29.446	0.387	2:13.928	72.361	70.501	24
19	18	David Jeff	Honda	500	8	18:21.633	1:31.386	1.940	2:14.595	72.003	70.377	0
20	72	Mike Bailey	Honda	500	8	18:21.748	1:31.501	0.115	2:15.639	71.448	70.370	19
21	89	Ian Robinson	Honda	500	8	18:42.604	1:52.357	20.856	2:18.170	70.140	69.062	18
22	20	David Beswick	Honda	500	8	18:42.700	1:52.453	0.096	2:17.985	70.234	69.056	28
23	11	John Miller	Honda	500	8	18:53.071	2:02.824	10.371	2:18.127	70.162	68.424	25
24	96	Robert Murphy	Honda	500	8	18:53.271	2:03.024	0.200	2:16.316	71.094	68.412	30
25	131	Graham Gough	Honda	500	8	19:12.851	2:22.604	19.580	2:19.688	69.377	67.250	22
26	26	Matt Poncia	Honda	500	7	17:04.999	1 Lap	1 Lap	2:18.792	69.825	66.184	29
27	28	Ian Capper	Honda	500	7	17:10.901	1 Lap	5.902	2:23.909	67.343	65.805	31
Not classified												
DNF	99	Andrew Scanlon	Honda	500	7	15:26.257	DNF		2:09.548	74.808	73.239	10
DNF	58	Brian Spreadborough	Honda	500	7	16:08.038	DNF		2:12.985	72.874	70.078	23
DNF	106	Joe Barton	Kawasaki	500	5	10:56.875	DNF		2:09.191	75.015	73.767	11
DNF	9	Tom Harrison	Honda	500	1	2:26.779	DNF		2:21.112	68.677	66.026	20

Margin of Victory	Avg. Speed	Best Lap Tm	Best Spd	Best Lap by
0.011	76.743	2:04.261	77.991	70 - Matt Bilton

Timekeeper:

Race Director:

Weather / Track: Cloudy / Wet

Results @ [www.sportstiming.com](http://www.sportstiming.com)





# Thundersport GB Round 17

# Lapchart

Bridgestone Thundersport 500

Oulton Park 2.692 Miles

Race 16

08/10/2011 17:42

Race started at 17:42:52

### Competitors

### Laps

	0	1	2	3	4	5	6	7	8	
Lewis Osler (82)	1	82	61	61	12	61	61	12	12	12
Matt Bilton (70)	2	70	12	12	61	12	12	61	61	61
Adam Shelton (61)	3	61	82	70	70	70	70	70	70	70
Andy Lawson (12)	4	12	70	82	82	82	82	82	82	82
Richard Blunt (33)	5	33	33	14	14	14	14	14	14	14
Colin McCabe (83)	6	83	14	33	106	106	106	33	33	33
Dominic Clegg (14)	7	14	106	106	33	33	33	7	7	7
Joe Barton (106)	8	106	83	83	7	7	7	64	64	64
Jonathan Owens (7)	9	7	7	7	83	64	64	57	57	57
Adam Palfreman (64)	10	64	64	64	64	99	99	99	99	83
Andrew Scanlon (99)	11	99	57	57	99	57	57	83	83	32
Chris Poncia (57)	12	57	5	99	57	83	83	32	32	5
Darryl Harrison (5)	13	5	99	5	47	47	47	5	5	47
Steve Kain (47)	14	47	47	47	5	5	5	47	47	88
Lewis Meldrum (88)	15	88	89	88	32	32	32	88	88	111
Mike Bailey (72)	16	72	88	32	88	88	88	111	111	42
David Carson (111)	17	111	72	72	72	42	111	42	42	93
Ian Robinson (89)	18	89	9	89	42	72	42	72	8	8
Tom Harrison (9)	19	9	32	42	111	111	72	8	93	18
Christopher Spink (42)	20	42	42	8	89	93	93	93	72	72
Graham Gough (131)	21	131	8	111	8	8	8	18	18	89
Dave Blow (8)	22	8	111	93	93	18	18	58	58	20
Brian Spreadborough (58)	23	58	93	20	18	58	58	89	89	11
John Miller (11)	24	11	20	18	58	89	89	20	20	96
David Beswick (20)	25	20	18	58	20	20	20	11	11	131
Matthew Laws (93)	26	93	131	11	11	11	11	96	96	
Nick Clift (32)	27	32	58	26	26	96	96	131	131	
Matt Poncia (26)	28	26	11	131	96	26	26	26	26	
Robert Murphy (96)	29	96	26	96	131	131	131	28	28	
David Jeff (18)	30	18	96	28	28	28	28			
Ian Capper (28)	31	28	28							

Timekeeper:

Race Director:

Weather / Track: Cloudy / Wet

Results @ [www.sportstimeservices.com](http://www.sportstimeservices.com)

Printed: 08/10/2011 18:03:48





# Thundersport GB Round 17

Bridgestone Thundersport 500

Oulton Park 2.692 Miles

Race 16

08/10/2011 17:42

Race started at 17:42:52

Lap	Lap Tm	Diff	Time of Day
<b>(12) Andy Lawson</b>			
1	2:12.829	+8.138	17:45:06.023
2	2:05.549	+0.858	17:47:11.572
3	2:06.164	+1.473	17:49:17.736
4	2:05.182	+0.491	17:51:22.918
5	<b>2:04.691</b>		17:53:27.609
6	2:04.866	+0.175	17:55:32.475
7	2:05.048	+0.357	17:57:37.523
8	2:05.380	+0.689	17:59:42.903

Lap	Lap Tm	Diff	Time of Day
<b>(61) Adam Shelton</b>			
1	2:12.357	+7.611	17:45:05.487
2	2:05.979	+1.233	17:47:11.466
3	2:06.337	+1.591	17:49:17.803
4	<b>2:04.746</b>		17:51:22.549
5	2:04.810	+0.064	17:53:27.359
6	2:05.186	+0.440	17:55:32.545
7	2:05.225	+0.479	17:57:37.770
8	2:05.144	+0.398	17:59:42.914

Lap	Lap Tm	Diff	Time of Day
<b>(70) Matt Bilton</b>			
1	2:14.006	+9.745	17:45:06.928
2	2:05.672	+1.411	17:47:12.600
3	2:05.539	+1.278	17:49:18.139
4	2:05.361	+1.100	17:51:23.500
5	2:05.758	+1.497	17:53:29.258
6	2:04.801	+0.540	17:55:34.059
7	2:04.881	+0.620	17:57:38.940
8	<b>2:04.261</b>		17:59:43.201

Lap	Lap Tm	Diff	Time of Day
<b>(82) Lewis Osler</b>			
1	2:13.938	+7.305	17:45:06.594
2	2:09.128	+2.495	17:47:15.722
3	2:09.044	+2.411	17:49:24.766
4	2:08.221	+1.588	17:51:32.987
5	2:08.319	+1.686	17:53:41.306
6	2:07.812	+1.179	17:55:49.118
7	2:07.223	+0.590	17:57:56.341
8	<b>2:06.633</b>		18:00:02.974

Lap	Lap Tm	Diff	Time of Day
<b>(14) Dominic Clegg</b>			
1	2:13.345	+6.272	17:45:09.840
2	2:09.189	+2.116	17:47:19.029
3	2:08.395	+1.322	17:49:27.424
4	2:08.127	+1.054	17:51:35.551
5	2:07.534	+0.461	17:53:43.085
6	2:07.203	+0.130	17:55:50.288
7	<b>2:07.073</b>		17:57:57.361
8	2:07.531	+0.458	18:00:04.892

Lap	Lap Tm	Diff	Time of Day
<b>(33) Richard Blunt</b>			
1	2:13.122	+3.480	17:45:09.438
2	2:11.154	+1.512	17:47:20.592
3	2:09.707	+0.065	17:49:30.299
4	2:09.753	+0.111	17:51:40.052
5	<b>2:09.642</b>		17:53:49.694
6	2:12.138	+2.496	17:56:01.832
7	2:11.557	+1.915	17:58:13.389
8	2:10.954	+1.312	18:00:24.343

Lap	Lap Tm	Diff	Time of Day
<b>(7) Jonathan Owens</b>			
1	2:15.981	+6.599	17:45:13.041
2	2:10.900	+1.518	17:47:23.941
3	2:10.117	+0.735	17:49:34.058
4	2:09.888	+0.506	17:51:43.946
5	2:10.418	+1.036	17:53:54.364
6	2:09.759	+0.377	17:56:04.123
7	<b>2:09.382</b>		17:58:13.505
8	2:11.146	+1.764	18:00:24.651

Lap	Lap Tm	Diff	Time of Day
<b>(64) Adam Palfreman</b>			
1	2:16.475	+7.933	17:45:13.563
2	2:11.956	+3.414	17:47:25.519
3	2:11.130	+2.588	17:49:36.649
4	2:10.886	+2.344	17:51:47.535
5	2:10.839	+2.297	17:53:58.374
6	2:09.905	+1.363	17:56:08.279
7	2:09.632	+1.090	17:58:17.911
8	<b>2:08.542</b>		18:00:26.453

Lap	Lap Tm	Diff	Time of Day
<b>(57) Chris Poncia</b>			
1	2:17.428	+8.111	17:45:14.784
2	2:11.437	+2.120	17:47:26.221
3	2:11.692	+2.375	17:49:37.913
4	2:10.992	+1.675	17:51:48.905
5	2:10.182	+0.865	17:53:59.087
6	2:09.815	+0.498	17:56:08.902
7	<b>2:09.317</b>		17:58:18.219
8	2:09.721	+0.404	18:00:27.940

Lap	Lap Tm	Diff	Time of Day
<b>(83) Colin McCabe</b>			
1	2:15.035	+4.334	17:45:11.469
2	2:12.289	+1.588	17:47:23.758
3	2:12.739	+2.038	17:49:36.497
4	2:12.711	+2.010	17:51:49.208
5	2:11.720	+1.019	17:54:00.928
6	2:11.344	+0.643	17:56:12.272
7	<b>2:10.701</b>		17:58:22.973
8	2:10.882	+0.181	18:00:33.855

Lap	Lap Tm	Diff	Time of Day
<b>(32) Nick Clift</b>			
1	2:20.213	+8.747	17:45:19.797
2	2:15.523	+4.057	17:47:35.320
3	2:12.985	+1.519	17:49:48.305
4	2:11.883	+0.417	17:52:00.188
5	2:11.640	+0.174	17:54:11.828
6	2:12.069	+0.603	17:56:23.897
7	<b>2:11.466</b>		17:58:35.363
8	2:12.277	+0.811	18:00:47.640

Lap	Lap Tm	Diff	Time of Day
<b>(5) Darryl Harrison</b>			
1	2:17.688	+5.407	17:45:15.161
2	2:13.968	+1.687	17:47:29.129
3	2:15.199	+2.918	17:49:44.328
4	2:14.653	+2.372	17:51:58.981
5	2:12.546	+0.265	17:54:11.527
6	2:14.792	+2.511	17:56:26.319
7	<b>2:12.281</b>		17:58:38.600
8	2:13.693	+1.412	18:00:52.293

Lap	Lap Tm	Diff	Time of Day
<b>(47) Steve Kain</b>			

Lap	Lap Tm	Diff	Time of Day
1	2:18.903	+6.482	17:45:16.546
2	2:13.524	+1.103	17:47:30.070
3	2:14.040	+1.619	17:49:44.110
4	2:14.231	+1.810	17:51:58.341
5	<b>2:12.421</b>		17:54:10.762
6	2:15.659	+3.238	17:56:26.421
7	2:14.770	+2.349	17:58:41.191
8	2:14.198	+1.777	18:00:55.389

Lap	Lap Tm	Diff	Time of Day
<b>(88) Lewis Meldrum</b>			
1	2:20.927	+8.327	17:45:18.668
2	2:16.609	+4.009	17:47:35.277
3	2:14.848	+2.248	17:49:50.125
4	2:14.428	+1.828	17:52:04.553
5	2:13.627	+1.027	17:54:18.180
6	2:13.827	+1.227	17:56:32.007
7	<b>2:12.600</b>		17:58:44.607
8	2:13.064	+0.464	18:00:57.671

Lap	Lap Tm	Diff	Time of Day
<b>(111) David Carson</b>			
1	2:23.202	+11.208	17:45:21.229
2	2:18.025	+6.031	17:47:39.254
3	2:16.884	+4.890	17:49:56.138
4	2:14.699	+2.705	17:52:10.837
5	2:13.039	+1.045	17:54:23.876
6	2:13.204	+1.210	17:56:37.080
7	2:12.241	+0.247	17:58:49.321
8	<b>2:11.994</b>		18:01:01.315

Lap	Lap Tm	Diff	Time of Day
<b>(42) Christopher Spink</b>			
1	2:21.737	+10.265	17:45:20.261
2	2:18.721	+7.249	17:47:38.982
3	2:16.148	+4.676	17:49:55.130
4	2:15.410	+3.938	17:52:10.540
5	2:13.752	+2.280	17:54:24.292
6	2:14.046	+2.574	17:56:38.338
7	<b>2:11.472</b>		17:58:49.810
8	2:11.767	+0.295	18:01:01.577

Lap	Lap Tm	Diff	Time of Day
<b>(93) Matthew Laws</b>			
1	2:23.480	+10.071	17:45:22.546
2	2:17.218	+3.809	17:47:39.764
3	2:18.070	+4.661	17:49:57.834
4	2:14.686	+1.277	17:52:12.520
5	2:14.949	+1.540	17:54:27.469
6	2:15.746	+2.337	17:56:43.215
7	2:15.338	+1.929	17:58:58.553
8	<b>2:13.409</b>		18:01:11.962

Lap	Lap Tm	Diff	Time of Day
<b>(8) Dave Blow</b>			
1	2:22.327	+8.399	17:45:20.992
2	2:18.004	+4.076	17:47:38.996
3	2:18.540	+4.612	17:49:57.536
4	2:15.985	+2.057	17:52:13.521
5	2:14.406	+0.478	17:54:27.927
6	2:15.284	+1.356	17:56:43.211
7	2:15.210	+1.282	17:58:58.421
8	<b>2:13.928</b>		18:01:12.349

Lap	Lap Tm	Diff	Time of Day
<b>(18) David Jeff</b>			
1	2:25.280	+10.685	17:45:25.060

Timekeeper:

Race Director:

Weather / Track: Cloudy / Wet

Results @ [www.sportstimingservices.com](http://www.sportstimingservices.com)





Thundersport GB Round 17

Bridgestone Thundersport 500

Oulton Park 2.692 Miles

Race 16

08/10/2011 17:42

Race started at 17:42:52

Lap	Lap Tm	Diff	Time of Day
2	2:17.649	+3.054	17:47:42.709
3	2:15.971	+1.376	17:49:58.680
4	2:15.041	+0.446	17:52:13.721
5	2:15.063	+0.468	17:54:28.784
6	<b>2:14.595</b>		17:56:43.379
7	2:15.625	+1.030	17:58:59.004
8	2:15.285	+0.690	18:01:14.289

(72) Mike Bailey

1	2:21.023	+5.384	17:45:19.022
2	2:17.022	+1.383	17:47:36.044
3	2:16.711	+1.072	17:49:52.755
4	2:18.015	+2.376	17:52:10.770
5	2:16.128	+0.489	17:54:26.898
6	<b>2:15.639</b>		17:56:42.537
7	2:16.022	+0.383	17:58:58.559
8	2:15.845	+0.206	18:01:14.404

(89) Ian Robinson

1	2:20.468	+2.298	17:45:18.528
2	2:19.427	+1.257	17:47:37.955
3	2:19.370	+1.200	17:49:57.325
4	2:19.763	+1.593	17:52:17.088
5	2:20.249	+2.079	17:54:37.337
6	2:20.778	+2.608	17:56:58.115
7	2:18.975	+0.805	17:59:17.090
8	<b>2:18.170</b>		18:01:35.260

(20) David Beswick

1	2:25.066	+7.081	17:45:24.103
2	<b>2:17.985</b>		17:47:42.088
3	2:20.070	+2.085	17:50:02.158
4	2:18.534	+0.549	17:52:20.692
5	2:18.271	+0.286	17:54:38.963
6	2:20.035	+2.050	17:56:58.998
7	2:18.153	+0.168	17:59:17.151
8	2:18.205	+0.220	18:01:35.356

(11) John Miller

1	2:28.217	+10.090	17:45:27.253
2	2:23.707	+5.580	17:47:50.960
3	2:21.463	+3.336	17:50:12.423
4	2:18.857	+0.730	17:52:31.280
5	<b>2:18.127</b>		17:54:49.407
6	2:18.800	+0.673	17:57:08.207
7	2:18.142	+0.015	17:59:26.349
8	2:19.378	+1.251	18:01:45.727

(96) Robert Murphy

1	2:29.831	+13.515	17:45:29.555
2	2:23.690	+7.374	17:47:53.245
3	2:21.332	+5.016	17:50:14.577
4	2:18.774	+2.458	17:52:33.351
5	2:18.906	+2.590	17:54:52.257
6	<b>2:16.316</b>		17:57:08.573
7	2:18.149	+1.833	17:59:26.722
8	2:19.205	+2.889	18:01:45.927

(131) Graham Gough

1	2:27.128	+7.440	17:45:25.660
2	2:27.416	+7.728	17:47:53.076

Lap	Lap Tm	Diff	Time of Day
3	2:24.447	+4.759	17:50:17.523
4	2:22.661	+2.973	17:52:40.184
5	2:20.999	+1.311	17:55:01.183
6	2:21.145	+1.457	17:57:22.328
7	<b>2:19.688</b>		17:59:42.016
8	2:23.491	+3.803	18:02:05.507

(26) Matt Poncia

1	2:28.638	+9.846	17:45:28.262
2	2:24.138	+5.346	17:47:52.400
3	2:21.934	+3.142	17:50:14.334
4	2:20.569	+1.777	17:52:34.903
5	<b>2:18.792</b>		17:54:53.695
6	2:43.869	+25.077	17:57:37.564
7	2:20.091	+1.299	17:59:57.655

(28) Ian Capper

1	2:30.799	+6.890	17:45:30.794
2	2:27.388	+3.479	17:47:58.182
3	2:26.728	+2.819	17:50:24.910
4	2:24.846	+0.937	17:52:49.756
5	2:24.496	+0.587	17:55:14.252
6	2:25.396	+1.487	17:57:39.648
7	<b>2:23.909</b>		18:00:03.557

(99) Andrew Scanlon

1	2:18.442	+8.894	17:45:15.665
2	2:11.344	+1.796	17:47:27.009
3	2:10.198	+0.650	17:49:37.207
4	2:11.006	+1.458	17:51:48.213
5	2:10.476	+0.928	17:53:58.689
6	2:10.676	+1.128	17:56:09.365
7	<b>2:09.548</b>		17:58:18.913

(58) Brian Spreadborough

1	2:27.080	+14.095	17:45:25.861
2	2:18.079	+5.094	17:47:43.940
3	2:16.404	+3.419	17:50:00.344
4	2:15.927	+2.942	17:52:16.271
5	<b>2:12.985</b>		17:54:29.256
6	2:17.208	+4.223	17:56:46.464
7	2:14.230	+1.245	17:59:00.694

(106) Joe Barton

1	2:13.893	+4.702	17:45:10.817
2	2:09.780	+0.589	17:47:20.597
3	<b>2:09.191</b>		17:49:29.788
4	2:09.959	+0.768	17:51:39.747
5	2:09.784	+0.593	17:53:49.531

(9) Tom Harrison

1	<b>2:21.112</b>		17:45:19.435
---	-----------------	--	--------------

Timekeeper:

Race Director:

Weather / Track: Cloudy / Wet

Results @ [www.sportstimingservices.com](http://www.sportstimingservices.com)







Thundersport GB Rounds 17 & 18

Sorted on Best Lap time

BSN Superstock 600

Oulton Park 2.692 Miles

Qualifying

07/10/2011 16:09

Practice started at 16:09:51

Pos	No.	Name	Bike	CC	Best Tm	Best Spd	Gap	Diff - Ldr.	In Lap	2nd Best
1	20	Jamie Devine	Yamaha	600	1:57.093	82.765			9	1:58.567
2	19	Andrew Dudgeon	Kawasaki	600	1:58.102	82.058	1.009	1.009	9	1:58.827
3	2	Nathan Pallett	Yamaha	600	1:58.113	82.050	0.011	1.020	9	1:59.693
4	123	Danny Murphy	Yamaha	600	1:59.036	81.414	0.923	1.943	6	1:59.885
5	33	Tom Meehan	Yamaha	600	2:00.089	80.700	1.053	2.996	7	2:02.016
6	47	Nick Anderson	Yamaha	600	2:00.122	80.678	0.033	3.029	4	2:00.159
7	118	Dan Chappell	Yamaha	600	2:00.352	80.524	0.230	3.259	5	2:01.942
8	11	Tommy Mountain	Yamaha	600	2:00.726	80.274	0.374	3.633	4	2:00.934
9	90	Rory Parker	Kawasaki	600	2:00.759	80.252	0.033	3.666	8	2:01.999
10	35	Matthew Shellcock	Yamaha	600	2:01.014	80.083	0.255	3.921	6	2:01.707
11	101	Sam Ludgate	Yamaha	600	2:01.230	79.941	0.216	4.137	8	2:01.250
12	75	Aaron Hay	Kawasaki	600	2:01.499	79.764	0.269	4.406	8	2:03.616
13	64	Shaun Brown	Kawasaki	600	2:01.869	79.521	0.370	4.776	4	2:02.963
14	66	Dan Bray	Kawasaki	600	2:02.207	79.302	0.338	5.114	8	2:02.814
15	99	Ryan Myler	Yamaha	600	2:02.736	78.960	0.529	5.643	9	2:05.427
16	23	Kyle Wilks	Kawasaki	600	2:03.926	78.202	1.190	6.833	2	
17	30	Liam Shellcock	Yamaha	600	2:04.029	78.137	0.103	6.936	3	2:05.070
18	3	Max Symonds	Triumph	675	2:04.135	78.070	0.106	7.042	7	2:04.353
19	177	John Blundell	Yamaha	600	2:04.681	77.728	0.546	7.588	4	2:05.580
20	49	Jamie Coward	Suzuki	600	2:06.614	76.541	1.933	9.521	4	2:07.607
21	8	Oliver Harrison	Yamaha	600	2:07.033	76.289	0.419	9.940	8	2:07.464
22	7	Jodie Chalk	Triumph	675	2:08.218	75.584	1.185	11.125	8	2:08.976
23	5	Marty Lennon	Kawasaki	600	2:08.446	75.450	0.228	11.353	8	2:08.540
24	50	Sam Thompson	Suzuki	600	2:10.466	74.281	2.020	13.373	7	2:10.834
25	96	Grant Campbell	Yamaha	600	2:11.503	73.696	1.037	14.410	8	2:14.894
26	15	Luke Buckingham	Triumph	675	2:15.431	71.558	3.928	18.338	7	2:15.561
27	69	Nicole McAleer	Triumph	675	2:19.281	69.580	3.850	22.188	2	2:21.600
28	68	Paul Wishart	Yamaha	600		-			0	
29	111	James Shaw	Honda	600		-			0	

Timekeeper:

Race Director:

Weather / Track: Raining / Wet

Results @ [www.sportstimservices.com](http://www.sportstimservices.com)

Printed: 07/10/2011 16:29:10








Thundersport GB Rounds 17 & 18

BSN Superstock 600

Oulton Park 2.692 Miles

Race 7 & 15

Race



POLE POSITION

	1	2	3	4
1	20	19	2	123
2	33	47	118	11
3	90	35	101	75
4	64	66	99	23
5	30	3	177	49
6	8	7	5	50
7	96	15	69	68
8	111			

Timekeeper:  
 Race Director:  
 Weather / Track:  
 Results @ [www.sportstimeservices.com](http://www.sportstimeservices.com)





Thundersport GB Rounds 17 & 18

Sorted on Best Lap time

Superstock 600 & F600

Oulton Park 2.692 Miles

Warm up

08/10/2011 09:42

Practice started at 9:42:50

Pos	No.	Name	Bike	CC	Best Tm	Best Spd	Gap	Diff - Ldr.	In Lap	2nd Best
1	35	Matthew Shellcock	Yamaha	600	1:59.946	80.796			2	2:01.666
2	4	Tom McHale	Honda	600	2:02.248	79.275	2.302	2.302	3	2:04.460
3	19	Andrew Dudgeon	Kawasaki	600	2:02.691	78.989	0.443	2.745	2	2:13.394
4	80	Adam Boyle	Triumph	675	2:03.746	78.315	1.055	3.800	3	2:05.518
5	11	Tommy Mountain	Yamaha	600	2:04.153	78.059	0.407	4.207	3	2:05.752
6	3	Max Symonds	Triumph	675	2:04.165	78.051	0.012	4.219	3	2:07.241
7	90	Rory Parker	Kawasaki	600	2:05.603	77.157	1.438	5.657	3	2:05.829
8	96	Callum O'Shea	Honda	600	2:05.686	77.106	0.083	5.740	3	2:07.017
9	22	Richard McNeil	Suzuki	600	2:06.508	76.605	0.822	6.562	2	2:12.214
10	20	Jamie Devine	Yamaha	600	2:06.586	76.558	0.078	6.640	2	2:07.678
11	14	Ben Field	Honda	600	2:07.741	75.866	1.155	7.795	2	2:15.072
12	47	Nick Anderson	Yamaha	600	2:08.927	75.168	1.186	8.981	2	2:23.590
13	47	Timothy Elwood	Yamaha	600	2:09.469	74.853	0.542	9.523	2	2:19.854
14	8	Oliver Harrison	Yamaha	600	2:09.538	74.814	0.069	9.592	2	2:18.680
15	123	Danny Murphy	Yamaha	600	2:10.854	74.061	1.316	10.908	2	2:19.828
16	23	Kyle Wilks	Kawasaki	600	2:10.890	74.041	0.036	10.944	2	2:18.685
17	7	Marcus Woodbine	Triumph	675	2:12.241	73.284	1.351	12.295	2	2:17.842
18	177	John Blundell	Yamaha	600	2:12.580	73.097	0.339	12.634	2	2:20.475
19	75	Aaron Hay	Kawasaki	600	2:12.668	73.049	0.088	12.722	2	2:26.417
20	118	Dan Chappell	Yamaha	600	2:12.824	72.963	0.156	12.878	2	2:27.025
21	51	Adam Oliver	Honda	600	2:13.391	72.653	0.567	13.445	2	2:15.068
22	5	Marty Lennon	Kawasaki	600	2:13.423	72.635	0.032	13.477	2	2:26.042
23	99	Ryan Myler	Yamaha	600	2:14.466	72.072	1.043	14.520	2	2:21.274
24	21	Simon Critchlow	Triumph	675	2:15.223	71.668	0.757	15.277	2	2:29.743
25	30	Liam Shellcock	Yamaha	600	2:15.488	71.528	0.265	15.542	2	2:26.813
26	122	Tim Daisley	Triumph	675	2:16.300	71.102	0.812	16.354	2	2:27.518
27	28	Jim Stocks	Honda	600	2:17.080	70.697	0.780	17.134	2	2:24.452
28	49	Jamie Coward	Suzuki	600	2:17.242	70.614	0.162	17.296	2	2:25.785
29	212	Pete Weston	Kawasaki	600	2:17.795	70.331	0.553	17.849	2	2:30.820
30	2	Nathan Pallett	Yamaha	600	2:17.874	70.290	0.079	17.928	2	2:29.719
31	33	Tom Meehan	Yamaha	600	2:18.375	70.036	0.501	18.429	2	2:26.953
32	50	Sam Thompson	Suzuki	600	2:18.939	69.751	0.564	18.993	2	2:27.821
33	76	Dan Shailer	Honda	600	2:19.599	69.422	0.660	19.653	1	
34	9	Paul Charman	Suzuki	600	2:20.166	69.141	0.567	20.220	2	2:34.236
35	111	James Shaw	Honda	600	2:20.282	69.084	0.116	20.336	1	2:20.385
36	69	Nicole McAleer	Triumph	675	2:20.926	68.768	0.644	20.980	2	2:28.404
37	7	Jodie Chalk	Triumph	675	2:21.017	68.724	0.091	21.071	2	2:27.764
38	107	Stephen Greasley	Triumph	675	2:21.450	68.513	0.433	21.504	2	2:37.258
39	66	Dan Bray	Kawasaki	600	2:24.709	66.970	3.259	24.763	2	2:43.281
40	52	James Cowton	Honda	600	2:25.583	66.568	0.874	25.637	2	2:34.235

Announcements

\*\* No 151 - No Transponder\*\*

Timekeeper:

Race Director:

Weather / Track: Rain / Wet

Results @ [www.sportstimingservices.com](http://www.sportstimingservices.com)

Printed: 08/10/2011 09:53:08





Thundersport GB Rounds 17 & 18

Sorted on Best Lap time

Superstock 600 & F600

Oulton Park 2.692 Miles

Warm up

08/10/2011 09:42

Practice started at 9:42:50

Pos	No.	Name	Bike	CC	Best Tm	Best Spd	Gap	Diff - Ldr.	In Lap	2nd Best
41	15	Luke Buckingham	Triumph	675	2:26.207	66.284	0.624	26.261	2	2:39.672
42	12	Paul Martin	Suzuki	600	2:33.137	63.285	6.930	33.191	2	2:52.554
43	96	Grant Campbell	Yamaha	600	2:34.046	62.911	0.909	34.100	1	
44	16	Craig Sproston	Yamaha	600	5:12.460	31.016	1:38.414	3:12.514	1	
45	53	Daniel Hill	Yamaha	600		-			0	
46	105	Richard Murray	Honda	600		-			0	
47	142	Dylan James	Yamaha	600		-			0	
48	151	Peter Webster	Honda	600		-			0	

Announcements

\*\* No 151 - No Transponder\*\*

Timekeeper:

Race Director:

Weather / Track: Rain / Wet

Results @ [www.sportstimeservices.com](http://www.sportstimeservices.com)

Printed: 08/10/2011 09:53:08





Thundersport GB Round 17

Sorted on Laps

Bike Sport News Superstock 600

Oulton Park 2.692 Miles

Race 7

08/10/2011 13:19

Race started at 13:19:02

Pos	No.	Name	Bike	CC	Laps	Total Tm	Diff	Gap	Best Tm	Best Spd	Avg. Spd	Start Pos
1	20	Jamie Devine	Yamaha	600	8	15:08.834			1:52.143	86.418	85.307	1
2	123	Danny Murphy	Yamaha	600	8	15:13.759	4.925	4.925	1:51.133	87.204	84.847	4
3	2	Nathan Pallett	Yamaha	600	8	15:19.072	10.238	5.313	1:52.109	86.444	84.356	3
4	33	Tom Meehan	Yamaha	600	8	15:48.769	39.935	29.697	1:56.727	83.024	81.716	5
5	11	Tommy Mountain	Yamaha	600	8	15:49.357	40.523	0.588	1:56.568	83.138	81.665	8
6	66	Dan Bray	Kawasaki	600	8	15:50.765	41.931	1.408	1:55.287	84.062	81.544	14
7	8	Oliver Harrison	Yamaha	600	8	15:52.827	43.993	2.062	1:55.114	84.188	81.368	21
8	19	Andrew Dudgeon	Kawasaki	600	8	15:58.391	49.557	5.564	1:56.227	83.382	80.896	2
9	23	Kyle Wilks	Kawasaki	600	8	15:59.244	50.410	0.853	1:56.913	82.892	80.824	16
10	49	Jamie Coward	Suzuki	600	8	15:59.386	50.552	0.142	1:57.255	82.651	80.812	20
11	99	Ryan Myler	Yamaha	600	8	16:21.660	1:12.826	22.274	2:00.012	80.752	78.978	15
12	30	Liam Shellcock	Yamaha	600	8	16:24.509	1:15.675	2.849	2:00.467	80.447	78.750	17
13	3	Max Symonds	Triumph	675	8	16:33.353	1:24.519	8.844	1:59.456	81.128	78.048	18
14	177	John Blundell	Yamaha	600	8	16:35.158	1:26.324	1.805	2:01.091	80.032	77.907	19
15	111	James Shaw	Honda	600	8	16:35.492	1:26.658	0.334	2:00.085	80.703	77.881	29
16	5	Marty Lennon	Kawasaki	600	8	16:35.868	1:27.034	0.376	2:01.275	79.911	77.851	23
17	50	Sam Thompson	Suzuki	600	8	16:40.911	1:32.077	5.043	2:02.364	79.200	77.459	24
18	7	Jodie Chalk	Triumph	675	8	16:41.630	1:32.796	0.719	2:01.650	79.665	77.403	22
19	96	Grant Campbell	Yamaha	600	8	16:57.065	1:48.231	15.435	2:04.105	78.089	76.229	25
20	53	Daniel Hill	Yamaha	600	7	14:58.372	1 Lap	1 Lap	2:04.973	77.546	75.513	0
21	69	Nicole McAleer	Triumph	675	7	15:25.605	1 Lap	27.233	2:09.139	75.045	73.291	27
22	15	Luke Buckingham	Triumph	675	7	15:25.642	1 Lap	0.037	2:09.273	74.967	73.288	26

Not classified

DNF	35	Matthew Shellcock	Yamaha	600	8	15:10.706	DNF		1:52.293	86.303	85.131	10
DNF	47	Nick Anderson	Yamaha	600	8	15:27.335	DNF		1:53.845	85.126	83.605	6
DNF	118	Dan Chappell	Yamaha	600	8	15:28.056	DNF		1:53.925	85.066	83.540	7
DNF	101	Sam Ludgate	Yamaha	600	8	15:40.639	DNF		1:54.839	84.389	82.422	11
DNF	90	Rory Parker	Kawasaki	600	8	15:48.515	DNF		1:56.103	83.471	81.738	9
DNF	75	Aaron Hay	Kawasaki	600		4.042	DNF		-	-	-	12

Margin of Victory	Avg. Speed	Best Lap Tm	Best Spd	Best Lap by
4.925	85.307	1:51.133	87.204	123 - Danny Murphy

Timekeeper:

Race Director:

Weather / Track: Cloudy / Drying

Results @ [www.sportstimingsservices.com](http://www.sportstimingsservices.com)





# Thundersport GB Round 17

# Lapchart

Bike Sport News Superstock 600

Oulton Park 2.692 Miles

Race 7

08/10/2011 13:19

Race started at 13:19:02

### Competitors

### Laps

	0	1	2	3	4	5	6	7	8
Danny Murphy (123)	1	123	20	20	20	20	20	20	20
Nathan Pallett (2)	2	35	35	35	35	35	35	35	35
Jamie Devine (20)	3	20	47	47	2	123	123	123	123
Andrew Dudgeon (19)	4	19	2	2	123	2	2	2	2
Tom Meehan (33)	5	33	118	123	47	47	47	47	47
Nick Anderson (47)	6	47	123	118	118	118	118	118	118
Dan Chappell (118)	7	118	11	11	11	101	101	101	101
Tommy Mountain (11)	8	11	101	101	101	11	11	33	90
Rory Parker (90)	9	90	33	33	33	33	90	33	33
Matthew Shellcock (35)	10	35	90	90	90	90	11	11	11
Sam Ludgate (101)	11	101	23	19	19	66	66	66	66
Aaron Hay (75)	12	75	19	23	66	19	8	8	8
Kyle Wilks (23)	13	23	66	66	23	49	19	49	19
Dan Bray (66)	14	66	49	49	49	23	49	23	19
Ryan Myler (99)	15	99	8	8	8	8	23	19	23
Jamie Coward (49)	16	49	99	99	99	99	99	99	99
John Blundell (177)	17	177	50	30	30	30	30	30	30
Max Symonds (3)	18	3	30	50	50	177	177	177	3
Jodie Chalk (7)	19	7	7	7	7	50	3	3	177
Oliver Harrison (8)	20	8	111	177	177	3	5	5	5
Sam Thompson (50)	21	50	3	3	3	5	50	111	111
Liam Shellcock (30)	22	30	177	111	111	7	111	50	50
Marty Lennon (5)	23	5	5	5	5	111	7	7	7
Daniel Hill (53)	24	53	53	53	53	53	96	96	96
Grant Campbell (96)	25	96	96	96	96	96	53	53	53
James Shaw (111)	26	111	69	69	69	69	69	69	69
Nicole McAleer (69)	27	69	15	15	15	15	15	15	15
Luke Buckingham (15)	28	15							

Timekeeper:

Race Director:

Weather / Track: Cloudy / Damp

Results @ [www.sportstimeservices.com](http://www.sportstimeservices.com)

Printed: 08/10/2011 13:41:54





Thundersport GB Round 17

Bike Sport News Superstock 600

Oulton Park 2.692 Miles

Race 7

08/10/2011 13:19

Race started at 13:19:02

Lap	Lap Tm	Diff	Time of Day
<b>(20) Jamie Devine</b>			
1	2:00.533	+8.390	13:21:03.061
2	1:53.564	+1.421	13:22:56.625
3	1:52.692	+0.549	13:24:49.317
4	1:52.300	+0.157	13:26:41.617
5	1:52.189	+0.046	13:28:33.806
6	1:52.204	+0.061	13:30:26.010
7	<b>1:52.143</b>		13:32:18.153
8	1:52.712	+0.569	13:34:10.865

Lap	Lap Tm	Diff	Time of Day
<b>(123) Danny Murphy</b>			
1	2:04.626	+13.493	13:21:06.657
2	1:54.777	+3.644	13:23:01.434
3	1:54.431	+3.298	13:24:55.865
4	1:52.945	+1.812	13:26:48.810
5	1:52.295	+1.162	13:28:41.105
6	1:51.140	+0.007	13:30:32.245
7	<b>1:51.133</b>		13:32:23.378
8	1:52.412	+1.279	13:34:15.790

Lap	Lap Tm	Diff	Time of Day
<b>(2) Nathan Pallett</b>			
1	2:03.323	+11.214	13:21:05.743
2	1:55.143	+3.034	13:23:00.886
3	1:54.813	+2.704	13:24:55.699
4	1:53.949	+1.840	13:26:49.648
5	1:52.499	+0.390	13:28:42.147
6	1:52.267	+0.158	13:30:34.414
7	<b>1:52.109</b>		13:32:26.523
8	1:54.580	+2.471	13:34:21.103

Lap	Lap Tm	Diff	Time of Day
<b>(118) Dan Chappell</b>			
1	2:01.135	+7.210	13:21:06.570
2	1:56.294	+2.369	13:23:02.864
3	1:55.793	+1.868	13:24:58.657
4	1:54.537	+0.612	13:26:53.194
5	1:54.211	+0.286	13:28:47.405
6	1:54.544	+0.619	13:30:41.949
7	1:54.213	+0.288	13:32:36.162
8	<b>1:53.925</b>		13:34:30.087

Lap	Lap Tm	Diff	Time of Day
<b>(33) Tom Meehan</b>			
1	2:02.992	+6.265	13:21:08.243
2	1:58.825	+2.098	13:23:07.068
3	1:57.172	+0.445	13:25:04.240
4	1:57.021	+0.294	13:27:01.261
5	1:57.317	+0.590	13:28:58.578
6	1:57.666	+0.939	13:30:56.244
7	1:57.829	+1.102	13:32:54.073
8	<b>1:56.727</b>		13:34:50.800

Lap	Lap Tm	Diff	Time of Day
<b>(11) Tommy Mountain</b>			
1	2:02.219	+5.651	13:21:07.697
2	1:58.625	+2.057	13:23:06.322
3	1:57.245	+0.677	13:25:03.567
4	1:57.503	+0.935	13:27:01.070
5	1:57.439	+0.871	13:28:58.509
6	1:59.232	+2.664	13:30:57.741
7	1:57.079	+0.511	13:32:54.820
8	<b>1:56.568</b>		13:34:51.388

Lap	Lap Tm	Diff	Time of Day
<b>(66) Dan Bray</b>			
1	2:05.998	+10.711	13:21:12.537
2	2:00.220	+4.933	13:23:12.757
3	1:58.727	+3.440	13:25:11.484
4	1:58.075	+2.788	13:27:09.559
5	1:55.816	+0.529	13:29:05.375
6	<b>1:55.287</b>		13:31:00.662
7	1:56.309	+1.022	13:32:56.971
8	1:55.825	+0.538	13:34:52.796

Lap	Lap Tm	Diff	Time of Day
<b>(8) Oliver Harrison</b>			
1	2:06.939	+11.825	13:21:14.023
2	1:59.940	+4.826	13:23:13.963
3	1:59.554	+4.440	13:25:13.517
4	1:57.769	+2.655	13:27:11.286
5	1:56.953	+1.839	13:29:08.239
6	1:55.764	+0.650	13:31:04.003
7	1:55.741	+0.627	13:32:59.744
8	<b>1:55.114</b>		13:34:54.858

Lap	Lap Tm	Diff	Time of Day
<b>(19) Andrew Dudgeon</b>			
1	2:09.635	+13.408	13:21:12.238
2	1:59.967	+3.740	13:23:12.205
3	1:59.238	+3.011	13:25:11.443
4	1:58.216	+1.989	13:27:09.659
5	1:58.616	+2.389	13:29:08.275
6	1:58.821	+2.594	13:31:07.096
7	1:57.099	+0.872	13:33:04.195
8	<b>1:56.227</b>		13:35:00.422

Lap	Lap Tm	Diff	Time of Day
<b>(23) Kyle Wilks</b>			
1	2:04.731	+7.818	13:21:11.126
2	2:01.536	+4.623	13:23:12.662
3	1:59.969	+3.056	13:25:12.631
4	1:58.371	+1.458	13:27:11.002
5	1:58.136	+1.223	13:29:09.138
6	1:57.495	+0.582	13:31:06.633
7	1:57.729	+0.816	13:33:04.362
8	<b>1:56.913</b>		13:35:01.275

Lap	Lap Tm	Diff	Time of Day
<b>(49) Jamie Coward</b>			
1	2:06.042	+8.787	13:21:12.786
2	2:00.330	+3.075	13:23:13.116
3	1:59.580	+2.325	13:25:12.696
4	1:57.610	+0.355	13:27:10.306
5	1:58.579	+1.324	13:29:08.885
6	<b>1:57.255</b>		13:31:06.140
7	1:57.594	+0.339	13:33:03.734
8	1:57.683	+0.428	13:35:01.417

Lap	Lap Tm	Diff	Time of Day
<b>(99) Ryan Myler</b>			
1	2:08.362	+8.350	13:21:15.081
2	2:02.821	+2.809	13:23:17.902
3	2:02.143	+2.131	13:25:20.045
4	2:02.410	+2.398	13:27:22.455
5	2:00.799	+0.787	13:29:23.254
6	2:00.408	+0.396	13:31:23.662
7	2:00.017	+0.005	13:33:23.679
8	<b>2:00.012</b>		13:35:23.691

Lap	Lap Tm	Diff	Time of Day
<b>(30) Liam Shellcock</b>			

Lap	Lap Tm	Diff	Time of Day
1	2:09.365	+8.898	13:21:16.587
2	2:03.076	+2.609	13:23:19.663
3	2:03.087	+2.620	13:25:22.750
4	2:01.409	+0.942	13:27:24.159
5	2:00.607	+0.140	13:29:24.766
6	2:00.826	+0.359	13:31:25.592
7	2:00.481	+0.014	13:33:26.073
8	<b>2:00.467</b>		13:35:26.540

Lap	Lap Tm	Diff	Time of Day
<b>(3) Max Symonds</b>			
1	2:11.474	+12.018	13:21:18.405
2	2:04.229	+4.773	13:23:22.634
3	2:04.257	+4.801	13:25:26.891
4	2:04.230	+4.774	13:27:31.121
5	2:01.689	+2.233	13:29:32.810
6	2:02.010	+2.554	13:31:34.820
7	2:01.108	+1.652	13:33:35.928
8	<b>1:59.456</b>		13:35:35.384

Lap	Lap Tm	Diff	Time of Day
<b>(177) John Blundell</b>			
1	2:11.740	+10.649	13:21:18.574
2	2:03.777	+2.686	13:23:22.351
3	2:04.285	+3.194	13:25:26.636
4	2:02.668	+1.577	13:27:29.304
5	2:02.893	+1.802	13:29:32.197
6	2:02.353	+1.262	13:31:34.550
7	2:01.548	+0.457	13:33:36.098
8	<b>2:01.091</b>		13:35:37.189

Lap	Lap Tm	Diff	Time of Day
<b>(111) James Shaw</b>			
1	2:10.384	+10.299	13:21:18.150
2	2:05.025	+4.940	13:23:23.175
3	2:04.436	+4.351	13:25:27.611
4	2:05.567	+5.482	13:27:33.178
5	2:02.012	+1.927	13:29:35.190
6	2:01.087	+1.002	13:31:36.277
7	2:01.161	+1.076	13:33:37.438
8	<b>2:00.085</b>		13:35:37.523

Lap	Lap Tm	Diff	Time of Day
<b>(5) Marty Lennon</b>			
1	2:11.388	+10.113	13:21:18.733
2	2:04.469	+3.194	13:23:23.202
3	2:04.832	+3.557	13:25:28.034
4	2:03.642	+2.367	13:27:31.676
5	2:02.017	+0.742	13:29:33.693
6	<b>2:01.275</b>		13:31:34.968
7	2:01.295	+0.020	13:33:36.263
8	2:01.636	+0.361	13:35:37.899

Lap	Lap Tm	Diff	Time of Day
<b>(50) Sam Thompson</b>			
1	2:08.877	+6.513	13:21:16.035
2	2:04.900	+2.536	13:23:20.935
3	2:05.009	+2.645	13:25:25.944
4	2:04.927	+2.563	13:27:30.871
5	2:03.939	+1.575	13:29:34.810
6	2:02.985	+0.621	13:31:37.795
7	<b>2:02.364</b>		13:33:40.159
8	2:02.783	+0.419	13:35:42.942

Lap	Lap Tm	Diff	Time of Day
<b>(7) Jodie Chalk</b>			
1	2:09.718	+8.068	13:21:16.796

Timekeeper:

Race Director:

Weather / Track: Cloudy / Damp

Results @ [www.sportstimingservices.com](http://www.sportstimingservices.com)







Thundersport GB Round 17


Bike Sport News Superstock 600

Oulton Park 2.692 Miles

Race 7

08/10/2011 13:19

Race started at 13:19:02



Lap	Lap Tm	Diff	Time of Day
2	2:04.804	+3.154	13:23:21.600
3	2:04.947	+3.297	13:25:26.547
4	2:06.027	+4.377	13:27:32.574
5	2:03.929	+2.279	13:29:36.503
6	2:02.829	+1.179	13:31:39.332
7	2:02.679	+1.029	13:33:42.011
8	<b>2:01.650</b>		13:35:43.661

(96) Grant Campbell

1	2:14.234	+10.129	13:21:21.903
2	2:08.095	+3.990	13:23:29.998
3	2:06.396	+2.291	13:25:36.394
4	2:04.814	+0.709	13:27:41.208
5	2:05.193	+1.088	13:29:46.401
6	<b>2:04.105</b>		13:31:50.506
7	2:04.418	+0.313	13:33:54.924
8	2:04.172	+0.067	13:35:59.096

(53) Daniel Hill

1	2:13.797	+8.824	13:21:21.431
2	2:06.073	+1.100	13:23:27.504
3	2:06.696	+1.723	13:25:34.200
4	<b>2:04.973</b>		13:27:39.173
5	2:07.774	+2.801	13:29:46.947
6	2:07.995	+3.022	13:31:54.942
7	2:05.461	+0.488	13:34:00.403

(69) Nicole McAleer

1	2:15.584	+6.445	13:21:23.437
2	<b>2:09.139</b>		13:23:32.576
3	2:10.169	+1.030	13:25:42.745
4	2:11.138	+1.999	13:27:53.883
5	2:12.002	+2.863	13:30:05.885
6	2:10.111	+0.972	13:32:15.996
7	2:11.640	+2.501	13:34:27.636

(15) Luke Buckingham

1	2:17.697	+8.424	13:21:25.981
2	2:11.331	+2.058	13:23:37.312
3	2:09.995	+0.722	13:25:47.307
4	2:10.537	+1.264	13:27:57.844
5	<b>2:09.273</b>		13:30:07.117
6	2:09.327	+0.054	13:32:16.444
7	2:11.229	+1.956	13:34:27.673

(35) Matthew Shellcock

1	1:57.689	+5.396	13:21:03.520
2	1:53.962	+1.669	13:22:57.482
3	1:52.937	+0.644	13:24:50.419
4	1:52.717	+0.424	13:26:43.136
5	1:52.470	+0.177	13:28:35.606
6	<b>1:52.293</b>		13:30:27.899
7	1:52.377	+0.084	13:32:20.276
8	1:52.461	+0.168	13:34:12.737

(47) Nick Anderson

1	1:59.692	+5.847	13:21:04.996
2	1:55.603	+1.758	13:23:00.599
3	1:55.745	+1.900	13:24:56.344
4	1:54.672	+0.827	13:26:51.016
5	1:54.776	+0.931	13:28:45.792

Lap	Lap Tm	Diff	Time of Day
6	1:54.979	+1.134	13:30:40.771
7	1:54.750	+0.905	13:32:35.521
8	<b>1:53.845</b>		13:34:29.366

(101) Sam Ludgate

1	2:01.997	+7.158	13:21:08.003
2	1:58.454	+3.615	13:23:06.457
3	1:57.324	+2.485	13:25:03.781
4	1:55.269	+0.430	13:26:59.050
5	<b>1:54.839</b>		13:28:53.889
6	1:55.366	+0.527	13:30:49.255
7	1:56.644	+1.805	13:32:45.899
8	1:56.771	+1.932	13:34:42.670

(90) Rory Parker

1	2:04.885	+8.782	13:21:10.681
2	1:58.493	+2.390	13:23:09.174
3	1:56.890	+0.787	13:25:06.064
4	1:57.026	+0.923	13:27:03.090
5	<b>1:56.103</b>		13:28:59.193
6	1:57.677	+1.574	13:30:56.870
7	1:57.055	+0.952	13:32:53.925
8	1:56.621	+0.518	13:34:50.546

Timekeeper:

Race Director:

Weather / Track: Cloudy / Damp

Results @ [www.sportstimingservices.com](http://www.sportstimingservices.com)





Thundersport GB Round 17

Sorted on Laps

Bike Sport News Superstock 600

Oulton Park 2.692 Miles

Race 15

08/10/2011 17:18

Race started at 17:18:43

Pos	No.	Name	Bike	CC	Laps	Total Tm	Diff	Gap	Best Tm	Best Spd	Avg. Spd	Start Pos
1	20	Jamie Devine	Yamaha	600	8	15:42.984			1:56.045	83.512	82.217	1
2	123	Danny Murphy	Yamaha	600	8	15:55.757	12.773	12.773	1:55.607	83.829	81.119	4
3	11	Tommy Mountain	Yamaha	600	8	16:00.406	17.422	4.649	1:58.513	81.773	80.726	8
4	33	Tom Meehan	Yamaha	600	8	16:02.177	19.193	1.771	1:58.059	82.088	80.577	5
5	49	Jamie Coward	Suzuki	600	8	16:12.433	29.449	10.256	1:57.592	82.414	79.727	20
6	101	Sam Ludgate	Yamaha	600	8	16:13.646	30.662	1.213	1:58.745	81.614	79.628	11
7	3	Max Symonds	Triumph	675	8	16:23.757	40.773	10.111	1:59.694	80.966	78.810	18
8	23	Kyle Wilks	Kawasaki	600	8	16:24.471	41.487	0.714	2:00.925	80.142	78.753	16
9	8	Oliver Harrison	Yamaha	600	8	16:25.162	42.178	0.691	1:58.613	81.704	78.697	21
10	75	Aaron Hay	Kawasaki	600	8	16:33.296	50.312	8.134	2:01.114	80.017	78.053	12
11	66	Dan Bray	Kawasaki	600	8	16:35.361	52.377	2.065	2:01.479	79.777	77.891	14
12	99	Ryan Myler	Yamaha	600	8	16:39.617	56.633	4.256	2:00.795	80.228	77.559	15
13	177	John Blundell	Yamaha	600	8	16:39.796	56.812	0.179	2:02.534	79.090	77.545	19
14	111	James Shaw	Honda	600	8	16:49.130	1:06.146	9.334	2:02.829	78.900	76.828	29
15	7	Jodie Chalk	Triumph	675	8	17:13.482	1:30.498	24.352	2:04.833	77.633	75.018	22
16	53	Daniel Hill	Yamaha	600	8	17:35.065	1:52.081	21.583	2:08.786	75.250	73.483	0
17	15	Luke Buckingham	Triumph	675	8	17:44.365	2:01.381	9.300	2:09.662	74.742	72.841	26

Not classified

DNF	118	Dan Chappell	Yamaha	600	7	14:10.475	DNF		1:58.324	81.904	79.765	7
DNF	30	Liam Shellcock	Yamaha	600	6	12:40.187	DNF		2:02.681	78.995	76.491	17
DNF	50	Sam Thompson	Suzuki	600	6	12:40.717	DNF		2:02.892	78.859	76.437	24
DNF	2	Nathan Pallett	Yamaha	600	5	10:09.010	DNF		1:56.804	82.970	79.565	3
DNF	69	Nicole McAleer	Triumph	675	2	5:10.071	DNF		2:23.768	67.409	62.509	27
Excl.	47	Nick Anderson	Yamaha	600	8	15:58.342	DQ		1:56.946	82.869	80.900	6

Announcements

\*\*No 47 - Excluded - Failing Post Technical\*\*

Margin of Victory	Avg. Speed	Best Lap Tm	Best Spd	Best Lap by
12.773	82.217	1:55.607	83.829	123 - Danny Murphy

Timekeeper:

Race Director:

Weather / Track: Cloudy / Wet

Results @ [www.sportstimingsservices.com](http://www.sportstimingsservices.com)



Printed: 08/10/2011 18:25:12



# Thundersport GB Round 17

# Lapchart

Bike Sport News Superstock 600

Oulton Park 2.692 Miles

Race 15

08/10/2011 17:18

Race started at 17:18:43

### Competitors

### Laps

	0	1	2	3	4	5	6	7	8
Danny Murphy (123)	1	123	20	20	20	20	20	20	20
Jamie Devine (20)	2	20	11	11	11	11	11	123	123
Nathan Pallett (2)	3	2	33	47	47	47	47	123	11
Tom Meehan (33)	4	33	47	33	33	33	33	47	11
Nick Anderson (47)	5	47	118	2	123	123	123	47	33
Tommy Mountain (11)	6	11	2	118	2	2	2	118	118
Dan Chappell (118)	7	118	101	123	118	118	118	101	49
Sam Ludgate (101)	8	101	75	101	101	101	49	101	3
Aaron Hay (75)	9	75	123	23	49	49	49	23	23
Kyle Wilks (23)	10	23	23	75	23	23	23	3	3
Ryan Myler (99)	11	99	49	49	75	75	3	8	8
Dan Bray (66)	12	66	177	3	3	3	75	75	75
Jamie Coward (49)	13	49	3	177	177	66	8	66	66
John Blundell (177)	14	177	99	66	66	8	66	177	177
Sam Thompson (50)	15	50	66	99	8	177	177	99	99
Max Symonds (3)	16	3	50	8	99	99	99	30	111
Liam Shellcock (30)	17	30	8	50	50	50	30	50	7
Oliver Harrison (8)	18	8	30	30	30	30	50	111	53
Jodie Chalk (7)	19	7	111	111	111	111	111	7	15
Daniel Hill (53)	20	53	7	7	7	7	7	7	53
Nicole McAleer (69)	21	69	53	53	53	53	53	15	
James Shaw (111)	22	111	15	15	15	15	15		
Luke Buckingham (15)	23	15	69	69					

Timekeeper:

Race Director:

Weather / Track: Cloudy / Wet

Results @ [www.sportstimingservices.com](http://www.sportstimingservices.com)

Printed: 08/10/2011 17:37:50





# Thundersport GB Round 17

Bike Sport News Superstock 600

Oulton Park 2.692 Miles

Race 15

08/10/2011 17:18

Race started at 17:18:43

Lap	Lap Tm	Diff	Time of Day
<b>(20) Jamie Devine</b>			
1	2:03.829	+7.784	17:20:47.445
2	1:56.827	+0.782	17:22:44.272
3	1:56.583	+0.538	17:24:40.855
4	1:57.109	+1.064	17:26:37.964
5	1:56.787	+0.742	17:28:34.751
6	1:57.208	+1.163	17:30:31.959
7	<b>1:56.045</b>		17:32:28.004
8	1:58.044	+1.999	17:34:26.048

Lap	Lap Tm	Diff	Time of Day
<b>(123) Danny Murphy</b>			
1	2:11.714	+16.107	17:20:54.778
2	2:01.540	+5.933	17:22:56.318
3	1:59.467	+3.860	17:24:55.785
4	1:57.814	+2.207	17:26:53.599
5	<b>1:55.607</b>		17:28:49.206
6	1:56.703	+1.096	17:30:45.909
7	1:56.098	+0.491	17:32:42.007
8	1:56.814	+1.207	17:34:38.821

Lap	Lap Tm	Diff	Time of Day
<b>(47) Nick Anderson</b>			
1	2:04.856	+7.910	17:20:51.013
2	1:59.794	+2.848	17:22:50.807
3	2:00.398	+3.452	17:24:51.205
4	1:58.833	+1.887	17:26:50.038
5	1:57.900	+0.954	17:28:47.938
6	1:59.405	+2.459	17:30:47.343
7	1:57.117	+0.171	17:32:44.460
8	<b>1:56.946</b>		17:34:41.406

Lap	Lap Tm	Diff	Time of Day
<b>(11) Tommy Mountain</b>			
1	2:02.116	+3.603	17:20:48.516
2	2:00.163	+1.650	17:22:48.679
3	1:59.986	+1.473	17:24:48.665
4	1:59.127	+0.614	17:26:47.792
5	1:59.514	+1.001	17:28:47.306
6	1:58.534	+0.021	17:30:45.840
7	<b>1:58.513</b>		17:32:44.353
8	1:59.117	+0.604	17:34:43.470

Lap	Lap Tm	Diff	Time of Day
<b>(33) Tom Meehan</b>			
1	2:04.866	+6.807	17:20:50.839
2	2:01.144	+3.085	17:22:51.983
3	1:59.751	+1.692	17:24:51.734
4	1:59.220	+1.161	17:26:50.954
5	<b>1:58.059</b>		17:28:49.013
6	1:58.202	+0.143	17:30:47.215
7	1:59.102	+1.043	17:32:46.317
8	1:58.924	+0.865	17:34:45.241

Lap	Lap Tm	Diff	Time of Day
<b>(49) Jamie Coward</b>			
1	2:08.086	+10.494	17:20:55.846
2	2:02.680	+5.088	17:22:58.526
3	2:01.515	+3.923	17:25:00.041
4	1:59.292	+1.700	17:26:59.333
5	1:58.311	+0.719	17:28:57.644
6	1:58.382	+0.790	17:30:56.026
7	<b>1:57.592</b>		17:32:53.618
8	2:01.879	+4.287	17:34:55.497

Lap	Lap Tm	Diff	Time of Day
<b>(101) Sam Ludgate</b>			
1	2:06.888	+8.143	17:20:53.843
2	2:02.762	+4.017	17:22:56.605
3	2:01.354	+2.609	17:24:57.959
4	1:59.938	+1.193	17:26:57.897
5	<b>1:58.745</b>		17:28:56.642
6	1:59.137	+0.392	17:30:55.779
7	1:59.133	+0.388	17:32:54.912
8	2:01.798	+3.053	17:34:56.710

Lap	Lap Tm	Diff	Time of Day
<b>(3) Max Symonds</b>			
1	2:10.808	+11.114	17:20:58.864
2	2:03.071	+3.377	17:23:01.935
3	2:01.442	+1.748	17:25:03.377
4	2:02.553	+2.859	17:27:05.930
5	2:01.188	+1.494	17:29:07.118
6	<b>1:59.694</b>		17:31:06.812
7	1:59.854	+0.160	17:33:06.666
8	2:00.155	+0.461	17:35:06.821

Lap	Lap Tm	Diff	Time of Day
<b>(23) Kyle Wilks</b>			
1	2:08.060	+7.135	17:20:55.579
2	2:02.515	+1.590	17:22:58.094
3	2:02.210	+1.285	17:25:00.304
4	2:01.302	+0.377	17:27:01.606
5	2:01.736	+0.811	17:29:03.342
6	2:01.686	+0.761	17:31:05.028
7	2:01.582	+0.657	17:33:06.610
8	<b>2:00.925</b>		17:35:07.535

Lap	Lap Tm	Diff	Time of Day
<b>(8) Oliver Harrison</b>			
1	2:13.522	+14.909	17:21:01.700
2	2:04.753	+6.140	17:23:06.453
3	2:02.681	+4.068	17:25:09.134
4	2:01.691	+3.078	17:27:10.825
5	2:01.269	+2.656	17:29:12.094
6	1:58.873	+0.260	17:31:10.967
7	<b>1:58.613</b>		17:33:09.580
8	1:58.646	+0.033	17:35:08.226

Lap	Lap Tm	Diff	Time of Day
<b>(75) Aaron Hay</b>			
1	2:07.532	+6.418	17:20:54.612
2	2:03.759	+2.645	17:22:58.371
3	2:03.926	+2.812	17:25:02.297
4	2:03.401	+2.287	17:27:05.698
5	2:04.237	+3.123	17:29:09.935
6	2:03.488	+2.374	17:31:13.423
7	<b>2:01.114</b>		17:33:14.537
8	2:01.823	+0.709	17:35:16.360

Lap	Lap Tm	Diff	Time of Day
<b>(66) Dan Bray</b>			
1	2:12.796	+11.317	17:21:00.502
2	2:04.186	+2.707	17:23:04.688
3	2:03.902	+2.423	17:25:08.590
4	2:01.743	+0.264	17:27:10.333
5	2:02.032	+0.553	17:29:12.365
6	2:02.113	+0.634	17:31:14.478
7	<b>2:01.479</b>		17:33:15.957
8	2:02.468	+0.989	17:35:18.425

<b>(99) Ryan Myler</b>			
------------------------	--	--	--

Lap	Lap Tm	Diff	Time of Day
1	2:12.594	+11.799	17:21:00.282
2	2:05.677	+4.882	17:23:05.959
3	2:04.532	+3.737	17:25:10.491
4	2:03.607	+2.812	17:27:14.098
5	2:03.028	+2.233	17:29:17.126
6	2:02.142	+1.347	17:31:19.268
7	<b>2:00.795</b>		17:33:20.063
8	2:02.618	+1.823	17:35:22.681

Lap	Lap Tm	Diff	Time of Day
<b>(177) John Blundell</b>			
1	2:10.777	+8.243	17:20:58.675
2	2:05.077	+2.543	17:23:03.752
3	2:04.040	+1.506	17:25:07.792
4	2:03.583	+1.049	17:27:11.375
5	2:02.946	+0.412	17:29:14.321
6	2:02.887	+0.353	17:31:17.208
7	<b>2:02.534</b>		17:33:19.742
8	2:03.118	+0.584	17:35:22.860

Lap	Lap Tm	Diff	Time of Day
<b>(111) James Shaw</b>			
1	2:13.806	+10.977	17:21:02.981
2	2:06.432	+3.603	17:23:09.413
3	2:05.326	+2.497	17:25:14.739
4	2:04.198	+1.369	17:27:18.937
5	<b>2:02.829</b>		17:29:21.766
6	2:03.538	+0.709	17:31:25.304
7	2:03.279	+0.450	17:33:28.583
8	2:03.611	+0.782	17:35:32.194

Lap	Lap Tm	Diff	Time of Day
<b>(7) Jodie Chalk</b>			
1	2:16.415	+11.582	17:21:04.595
2	2:11.083	+6.250	17:23:15.678
3	2:09.226	+4.393	17:25:24.904
4	2:07.776	+2.943	17:27:32.680
5	2:06.735	+1.902	17:29:39.415
6	2:06.482	+1.649	17:31:45.897
7	2:05.816	+0.983	17:33:51.713
8	<b>2:04.833</b>		17:35:56.546

Lap	Lap Tm	Diff	Time of Day
<b>(53) Daniel Hill</b>			
1	2:18.092	+9.306	17:21:06.879
2	2:12.772	+3.986	17:23:19.651
3	2:10.697	+1.911	17:25:30.348
4	2:09.982	+1.196	17:27:40.330
5	2:10.101	+1.315	17:29:50.431
6	2:09.443	+0.657	17:31:59.874
7	<b>2:08.786</b>		17:34:08.660
8	2:09.469	+0.683	17:36:18.129

Lap	Lap Tm	Diff	Time of Day
<b>(15) Luke Buckingham</b>			
1	2:19.031	+9.369	17:21:08.350
2	2:13.584	+3.922	17:23:21.934
3	2:11.819	+2.157	17:25:33.753
4	2:10.326	+0.664	17:27:44.079
5	2:11.183	+1.521	17:29:55.262
6	<b>2:09.662</b>		17:32:04.924
7	2:10.700	+1.038	17:34:15.624
8	2:11.805	+2.143	17:36:27.429

<b>(118) Dan Chappell</b>			
1	2:07.061	+8.737	17:20:53.500

Timekeeper:

Race Director:

Weather / Track: Cloudy / Wet

Results @ [www.sportstimingservices.com](http://www.sportstimingservices.com)





Thundersport GB Round 17

Bike Sport News Superstock 600

Oulton Park 2.692 Miles

Race 15

08/10/2011 17:18

Race started at 17:18:43



Lap	Lap Tm	Diff	Time of Day
2	2:02.676	+4.352	17:22:56.176
3	2:01.453	+3.129	17:24:57.629
4	2:00.097	+1.773	17:26:57.726
5	1:58.638	+0.314	17:28:56.364
6	<b>1:58.324</b>		17:30:54.688
7	1:58.851	+0.527	17:32:53.539

(30) Liam Shellcock

1	2:14.088	+11.407	17:21:02.253
2	2:06.015	+3.334	17:23:08.268
3	2:05.132	+2.451	17:25:13.400
4	2:04.266	+1.585	17:27:17.666
5	2:02.904	+0.223	17:29:20.570
6	<b>2:02.681</b>		17:31:23.251

(50) Sam Thompson

1	2:13.038	+10.146	17:21:01.053
2	2:06.623	+3.731	17:23:07.676
3	2:05.154	+2.262	17:25:12.830
4	2:03.978	+1.086	17:27:16.808
5	2:04.081	+1.189	17:29:20.889
6	<b>2:02.892</b>		17:31:23.781

(2) Nathan Pallett

1	2:09.664	+12.860	17:20:53.560
2	2:02.217	+5.413	17:22:55.777
3	2:01.227	+4.423	17:24:57.004
4	1:58.266	+1.462	17:26:55.270
5	<b>1:56.804</b>		17:28:52.074

(69) Nicole McAleer

1	<b>2:23.768</b>		17:21:12.817
2	2:40.318	+16.550	17:23:53.136

Lap Lap Tm Diff Time of Day

Lap Lap Tm Diff Time of Day

Timekeeper:

Race Director:

Weather / Track: Cloudy / Wet

Results @ [www.sportstimingsservices.com](http://www.sportstimingsservices.com)

Printed: 08/10/2011 17:38:18





Thundersport GB Rounds 17 & 18

Sorted on Best Lap time

LMB Streetfighters

Oulton Park 2.692 Miles

Qualifying

07/10/2011 16:35

Practice started at 16:35:19

Pos	No.	Name	Bike	CC	Best Tm	Best Spd	Gap	Diff - Ldr.	In Lap	2nd Best
1	33	Andy Denyer	Triumph	675 A	2:03.280	78.611			8	2:03.859
2	40	Keith Smith	Aprilia	1000 A	2:04.276	77.981	0.996	0.996	5	2:04.338
3	52	Sean Goldsmith	MV Augusta	750 A	2:06.055	76.881	1.779	2.775	4	2:07.087
4	35	Tony Hughes	KTM	660 C	2:06.604	76.547	0.549	3.324	5	2:07.095
5	55	Rob Garland	Honda	600 B	2:07.417	76.059	0.813	4.137	2	2:08.183
6	115	Keith Warren	KTM	690 C	2:07.555	75.977	0.138	4.275	8	2:07.914
7	44	Mick Riddle	Kawasaki	600 B	2:08.668	75.319	1.113	5.388	5	2:08.999
8	70	Matt Bilton	Honda	500 C	2:09.383	74.903	0.715	6.103	4	2:09.487
9	82	Lewis Osler	Honda	500 C	2:09.552	74.805	0.169	6.272	7	2:09.843
10	14	Brad Davey	Aprilia	550 C	2:10.553	74.232	1.001	7.273	5	2:10.783
11	6	Garry Coombes	Aprilia	550 C	2:10.981	73.989	0.428	7.701	7	2:11.053
12	32	Adam Palfreman	Suzuki	650 B	2:11.030	73.962	0.049	7.750	4	2:11.540
13	133	Richard Blunt	Honda	500 C	2:11.717	73.576	0.687	8.437	6	2:11.750
14	47	John Tibbetts	Kawasaki	650 B	2:11.758	73.553	0.041	8.478	5	2:12.899
15	54	Brent Millage	Yamaha	600 A	2:11.988	73.425	0.230	8.708	7	2:12.437
16	106	Joe Barton	Honda	500 C	2:12.647	73.060	0.659	9.367	5	2:12.924
17	21	Chris Pickersgill	Triumph	600 B	2:13.947	72.351	1.300	10.667	7	2:14.575
18	56	Steve Bradbury	Aprilia	1000 A	2:14.067	72.286	0.120	10.787	7	2:15.874
19	63	Bob Docker	Suzuki	600 B	2:17.392	70.537	3.325	14.112	7	2:22.255
20	98	Robert Pragnell	Suzuki	600 B	2:24.451	67.090	7.059	21.171	7	2:25.783
21	8	Mark Lumb	Ducati	748 B	2:26.570	66.120	2.119	23.290	5	2:27.278
22	88	Andrew Driver	MuZ	660 C	2:30.890	64.227	4.320	27.610	7	2:30.903
23	39	Al Brown	Yamaha	600 A	2:31.038	64.164	0.148	27.758	6	2:33.028
24	45	Andrew Castle	Honda	600 B	2:32.494	63.551	1.456	29.214	6	2:33.006

Timekeeper:

Race Director:

Weather / Track: Cloudy / Wet

Results @ [www.sportstimeservices.com](http://www.sportstimeservices.com)

Printed: 07/10/2011 16:55:19








Thundersport GB Rounds 17 & 18

LMB Streetfighters

Oulton Park 2.692 Miles

Race 5 & 13

Race



POLE POSITION

	1	2	3	4
1	33	40	52	35
2	55	115	44	70
3	82	14	6	32
4	133	47	54	106
5	21	56	63	98
6	8	88	39	45

Timekeeper:

Race Director:

Weather / Track:

Results @ [www.sportstimeservices.com](http://www.sportstimeservices.com)

Printed: 07/10/2011 16:56:01





Thundersport GB Rounds 17 & 18

Sorted on Best Lap time

GP1 & Streetfighter A

Oulton Park 2.692 Miles

Warm up

08/10/2011 09:28

Practice started at 9:28:38

Pos	No.	Name	Bike	CC	Best Tm	Best Spd	Gap	Diff - Ldr.	In Lap	2nd Best
1	19	Mike Dickinson	BMW	1000	1:55.638	83.806			5	1:56.941
2	56	John Ingram	Suzuki	1000S	1:57.042	82.801	1.404	1.404	4	1:57.829
3	1	Philip Crowe	BMW	1000	1:58.735	81.620	1.693	3.097	3	1:58.757
4	3	Adrian Clark	Honda	1000	1:59.679	80.977	0.944	4.041	5	2:00.313
5	30	Ian Mackman	Suzuki	1000S	1:59.781	80.908	0.102	4.143	5	2:00.308
6	99	Michael Robertson	Kawasaki	1000S	2:00.024	80.744	0.243	4.386	4	2:00.383
7	2	Peter Baker	Suzuki	1000	2:00.808	80.220	0.784	5.170	3	2:03.684
8	72	Shay Burton	BMW	1000S	2:02.218	79.294	1.410	6.580	5	2:04.117
9	61	Norman Brunton	Yamaha	1000S	2:02.268	79.262	0.050	6.630	5	2:03.836
10	95	Jamie Wilkins	Kawasaki	1000S	2:02.630	79.028	0.362	6.992	5	2:03.553
11	55	Donald MacFadyen	BMW	1000	2:03.222	78.648	0.592	7.584	5	2:03.683
12	28	Mike Walker	Ducati	999T	2:03.651	78.375	0.429	8.013	4	2:08.850
13	73	Simon Wright	Yamaha	1000	2:03.836	78.258	0.185	8.198	3	2:04.437
14	111	Alex Heaton	Ducati	1198S	2:03.852	78.248	0.016	8.214	2	2:12.448
15	21	Chris Barnes	Honda	1000S	2:04.268	77.986	0.416	8.630	2	2:17.713
16	11	Nico Mawhinney	Suzuki	1000S	2:04.498	77.842	0.230	8.860	4	2:08.235
17	157	Angelo DeRosa	Yamaha	1000	2:04.626	77.762	0.128	8.988	3	2:23.384
18	24	Sam Walker	Suzuki	1000	2:04.716	77.706	0.090	9.078	5	2:06.026
19	141	Andrew Haines	Yamaha	1000S	2:05.220	77.393	0.504	9.582	4	2:10.066
20	77	Lee Reveley	Ducati	1098T	2:06.407	76.667	1.187	10.769	5	2:06.654
21	63	Kevin Davies	Suzuki	1000S	2:08.326	75.520	1.919	12.688	5	2:11.586
22	23	Joe Faragher	Suzuki	1000S	2:10.525	74.248	2.199	14.887	4	2:13.464
23	40	Keith Smith	Aprilia	1000 A	2:10.714	74.140	0.189	15.076	4	2:14.074
24	33	Andy Denyer	Triumph	675 A	2:12.053	73.389	1.339	16.415	2	2:20.468
25	76	Jason Byard	Suzuki	1000S	2:12.065	73.382	0.012	16.427	4	2:13.595
26	69	Bryan Campbell	Honda	1000S	2:13.676	72.498	1.611	18.038	3	2:16.524
27	48	Andrew Belby	Honda	1000	2:14.000	72.322	0.324	18.362	3	2:15.546
28	52	Sean Goldsmith	MV Augusta	750 A	2:14.830	71.877	0.830	19.192	3	2:15.451
29	149	Steven Jones	Suzuki	1000	2:15.834	71.346	1.004	20.196	2	2:25.853
30	56	Steve Bradbury	Aprilia	1000 A	2:16.413	71.043	0.579	20.775	2	2:18.850
31	54	Brent Millage	Yamaha	600 A	2:17.122	70.676	0.709	21.484	4	2:17.186
32	38	Chris Lacy	Suzuki	1000	2:18.292	70.078	1.170	22.654	2	2:27.168
33	142	Kevin Spence	Honda	1000	2:31.743	63.866	13.451	36.105	1	5:05.404
34	39	Al Brown	Yamaha	600 A	2:34.532	62.713	2.789	38.894	3	2:35.136
35	51	Charlie Flett	Ducati	1098T			-		0	

Announcements

\*\* No 49 & 71 - No Transponder\*\*

Timekeeper:

Race Director:

Weather / Track: Rain / Wet

Results @ [www.sportstimingservices.com](http://www.sportstimingservices.com)

Printed: 08/10/2011 09:40:59





Thundersport GB Rounds 17 & 18

Sorted on Best Lap time

Bridgestone Thundersport 500

Oulton Park 2.692 Miles

Warm Up

08/10/2011 09:58

Practice started at 9:58:12

Pos	No.	Name	Bike	CC	Best Tm	Best Spd	Gap	Diff - Ldr.	In Lap	2nd Best
1	61	Adam Shelton	Honda	500	2:07.853	75.800			4	2:08.437
2	70	Matt Bilton	Honda	500 C	2:08.479	75.430	0.626	0.626	5	2:09.294
3	82	Lewis Osler	Honda	500 C	2:08.764	75.263	0.285	0.911	4	2:10.674
4	133	Richard Blunt	Honda	500 C	2:09.820	74.651	1.056	1.967	4	2:11.491
5	14	Brad Davey	Aprilia	550 C	2:10.913	74.028	1.093	3.060	3	2:11.683
6	35	Tony Hughes	KTM	660 C	2:11.198	73.867	0.285	3.345	2	2:11.429
7	83	Colin McCabe	Honda	500	2:11.498	73.698	0.300	3.645	5	2:13.299
8	115	Keith Warren	KTM	690 C	2:11.503	73.696	0.005	3.650	2	2:11.691
9	88	Lewis Meldrum	Honda	500	2:11.901	73.473	0.398	4.048	5	2:13.650
10	99	Andrew Scanlon	Honda	500	2:12.743	73.007	0.842	4.890	5	2:13.487
11	14	Dominic Clegg	Honda	500	2:12.958	72.889	0.215	5.105	4	2:12.992
12	27	James Pickford	Honda	500	2:13.202	72.756	0.244	5.349	4	2:13.534
13	57	Chris Poncia	Honda	500	2:13.999	72.323	0.797	6.146	5	2:16.400
14	111	David Carson	Honda	500	2:14.092	72.273	0.093	6.239	5	2:16.171
15	106	Joe Barton	Honda	500 C	2:14.385	72.115	0.293	6.532	4	2:15.085
16	7	Jonathan Owens	Honda	500	2:14.432	72.090	0.047	6.579	4	2:14.896
17	32	Nick Cliff	Honda	500	2:14.500	72.054	0.068	6.647	4	2:15.223
18	21	Chris Pickersgill	Triumph	600 B	2:14.507	72.050	0.007	6.654	3	2:14.625
19	9	Tom Harrison	Honda	500	2:15.290	71.633	0.783	7.437	4	2:16.345
20	93	Matthew Laws	Honda	500	2:17.114	70.680	1.824	9.261	4	2:19.651
21	5	Darryl Harrison	Honda	500	2:17.549	70.456	0.435	9.696	4	2:17.660
22	18	David Jeff	Honda	500	2:18.266	70.091	0.717	10.413	5	2:19.873
23	63	Bob Docker	Suzuki	600 B	2:18.443	70.001	0.177	10.590	3	2:18.911
24	72	Mike Bailey	Honda	500	2:18.550	69.947	0.107	10.697	4	2:18.789
25	42	Christopher Spink	Honda	500	2:18.561	69.942	0.011	10.708	3	2:18.811
26	131	Graham Gough	Honda	500	2:19.961	69.242	1.400	12.108	3	2:20.791
27	58	Brian Spreadborough	Honda	500	2:19.990	69.228	0.029	12.137	4	2:21.219
28	161	Mark Evans	Kawasaki	600 B	2:21.375	68.550	1.385	13.522	4	2:27.066
29	11	John Miller	Honda	500	2:24.151	67.230	2.776	16.298	4	2:26.197
30	8	Dave Blow	Honda	500	2:24.241	67.188	0.090	16.388	4	2:26.412
31	89	Ian Robinson	Honda	500	2:24.583	67.029	0.342	16.730	2	2:25.266
32	26	Matt Poncia	Honda	500	2:24.988	66.841	0.405	17.135	4	2:26.660
33	47	John Tibbetts	Kawasaki	650 B	2:25.406	66.649	0.418	17.553	4	2:26.652
34	20	David Beswick	Honda	500	2:26.062	66.350	0.656	18.209	4	2:30.171
35	6	Garry Coombes	Aprilia	550 C	2:27.583	65.666	1.521	19.730	2	2:45.349
36	28	Ian Capper	Honda	500	2:29.461	64.841	1.878	21.608	4	2:32.278
37	96	Robert Murphy	Honda	500	2:30.048	64.587	0.587	22.195	4	2:32.526
38	8	Mark Lumb	Ducati	748 B	2:31.456	63.987	1.408	23.603	3	2:32.410
39	45	Andrew Castle	Honda	600 B	2:33.570	63.106	2.114	25.717	4	2:36.630
40	55	Rob Garland	Honda	600 B		-			0	

Announcements

\*\* Charge transponder - No 61 & 161\*\*

Timekeeper:

Race Director:

Weather / Track: Rain / Wet

Results @ [www.sportstimingservices.com](http://www.sportstimingservices.com)





Thundersport GB Rounds 17 & 18

Sorted on Best Lap time

Bridgestone Thundersport 500

Oulton Park 2.692 Miles

Warm Up

08/10/2011 09:58

Practice started at 9:58:12

Pos	No.	Name	Bike	CC	Best Tm	Best Spd	Gap	Diff - Ldr.	In Lap	2nd Best
41	32	Adam Palfreman	Suzuki	650 B		-			0	
42	44	Mick Riddle	Kawasaki	600 B		-			0	
43	88	Andrew Driver	MuZ	660 C		-			0	
44	98	Robert Pragnell	Suzuki	600 B		-			0	

Announcements

\*\* Charge transponder - No 61 & 161\*\*

Timekeeper:

Race Director:

Weather / Track: Rain / Wet

Results @ [www.sportstimeservices.com](http://www.sportstimeservices.com)

Printed: 08/10/2011 10:11:23





Thundersport GB Round 17

Sorted on Laps

LMB Streetfighters

Oulton Park 2.692 Miles

Race 5

08/10/2011 12:27

Race started at 12:27:40

Pos	No.	Name	Bike	CC	Laps	Total Tm	Diff	Gap	Best Tm	Best Spd	Avg. Spd	Start Pos
1	33	Andy Denyer	Triumph	675 A	9	18:32.508			2:00.457	80.454	78.400	1
2	40	Keith Smith	Aprilia	1000 A	9	18:32.782	0.274	0.274	2:00.659	80.319	78.381	2
3	44	Mick Riddle	Kawasaki	600 B	9	18:55.434	22.926	22.652	2:03.630	78.389	76.817	7
4	32	Adam Palfreman	Suzuki	650 B	9	19:11.602	39.094	16.168	2:05.745	77.070	75.739	12
5	70	Matt Bilton	Honda	500 C	9	19:12.082	39.574	0.480	2:05.977	76.928	75.707	8
6	82	Lewis Osler	Honda	500 C	9	19:20.745	48.237	8.663	2:06.596	76.552	75.142	9
7	21	Chris Pickersgill	Triumph	600 B	9	19:21.223	48.715	0.478	2:05.825	77.021	75.111	17
8	14	Brad Davey	Aprilia	550 C	9	19:27.226	54.718	6.003	2:07.844	75.805	74.725	10
9	56	Steve Bradbury	Aprilia	1000 A	9	19:46.855	1:14.347	19.629	2:07.676	75.905	73.489	18
10	133	Richard Blunt	Honda	500 C	9	19:50.550	1:18.042	3.695	2:10.222	74.421	73.261	13
11	106	Joe Barton	Honda	500 C	9	19:50.560	1:18.052	0.010	2:09.415	74.885	73.260	16
12	161	Mark Evans	Kawasaki	600 B	9	20:08.879	1:36.371	18.319	2:10.379	74.331	72.150	0
13	54	Brent Millage	Yamaha	600 A	9	20:15.140	1:42.632	6.261	2:11.190	73.871	71.778	15
14	88	Andrew Driver	MuZ	660 C	9	20:46.641	2:14.133	31.501	2:16.021	71.248	69.965	22
<b>B</b>	15	47 John Tibbetts	Kawasaki	650 B	8	18:41.421	1 Lap	1 Lap	2:18.611	69.917	69.135	14
	16	8 Mark Lumb	Ducati	748 B	8	19:03.111	1 Lap	21.690	2:20.655	68.901	67.823	21
<b>A</b>	17	98 Robert Pragnell	Suzuki	600 B	8	19:35.184	1 Lap	32.073	2:23.035	67.754	65.972	20
	18	39 Al Brown	Yamaha	600 A	8	19:51.340	1 Lap	16.156	2:24.248	67.184	65.078	23
	19	45 Andrew Castle	Honda	600 B	8	20:00.473	1 Lap	9.133	2:26.085	66.339	64.583	24
<b>C</b>	Not classified											
	DNF	63 Bob Docker	Suzuki	600 B	7	15:35.840	DNF		2:09.410	74.888	72.489	19
	DNF	55 Rob Garland	Honda	600 B	6	12:42.956	DNF		2:05.583	77.170	76.213	5
	DNF	52 Sean Goldsmith	MV August.	750 A		0.103	DNF		-	-	-	3
	DNF	115 Keith Warren	KTM	690 C		3.317	DNF		-	-	-	6
	DNF	6 Garry Coombes	Aprilia	550 C		4.065	DNF		-	-	-	11

Margin of Victory	Avg. Speed	Best Lap Tm	Best Spd	Best Lap by
0.274	78.400	2:00.457	80.454	33 - Andy Denyer

Timekeeper:

Race Director:

Weather / Track: Cloudy / Wet

Results @ [www.sportstimeservices.com](http://www.sportstimeservices.com)





Thundersport GB Round 17

Lapchart

LMB Streetfighters

Oulton Park 2.692 Miles

Race 5

08/10/2011 12:27

Race started at 12:27:40

Competitors

	Laps										
	0	1	2	3	4	5	6	7	8	9	
Andy Denyer (33)	1	33	40	33	33	40	33	33	33	33	33
Keith Smith (40)	2	40	33	40	40	33	40	40	40	40	40
Sean Goldsmith (52)	3	52	55	55	44	44	44	44	44	44	44
Rob Garland (55)	4	55	70	44	55	55	55	55	32	32	32
Matt Bilton (70)	5	70	44	70	70	32	32	32	70	70	70
Mick Riddle (44)	6	44	82	82	32	70	70	70	82	82	82
Keith Warren (115)	7	115	14	32	82	82	82	82	14	21	21
Lewis Osler (82)	8	82	32	14	14	14	14	14	21	14	14
Brad Davey (14)	9	14	133	21	21	21	21	21	56	56	56
Adam Palfreman (32)	10	32	21	133	133	133	106	63	133	106	133
Richard Blunt (133)	11	133	63	63	63	63	133	106	106	133	106
Garry Coombes (6)	12	6	106	106	106	106	63	133	63	161	161
Joe Barton (106)	13	106	56	56	56	56	56	56	161	54	54
John Tibbetts (47)	14	47	47	54	54	54	54	54	54	88	88
Chris Pickersgill (21)	15	21	54	161	161	161	161	161	88	47	47
Bob Docker (63)	16	63	161	47	47	47	88	88	47	8	8
Mark Lumb (8)	17	8	88	88	88	88	47	47	8	98	98
Brent Millage (54)	18	54	8	8	8	8	8	8	98	39	39
Steve Bradbury (56)	19	56	98	98	98	98	98	98	39	45	45
Robert Pragnell (98)	20	98	39	39	39	39	39	39	45	45	45
Mark Evans (161)	21	161	45	45	45	45	45	45	45	45	45
Andrew Driver (88)	22	88	88	88	88	88	88	88	88	88	88
Andrew Castle (45)	23	45	45	45	45	45	45	45	45	45	45
Al Brown (39)	24	39	39	39	39	39	39	39	39	39	39

Timekeeper:

Race Director:

Weather / Track: Cloudy / Wet

Results @ [www.sportstimeservices.com](http://www.sportstimeservices.com)

Printed: 08/10/2011 12:52:18







Thundersport GB Round 17

LMB Streetfighters

Oulton Park 2.692 Miles

Race 5

08/10/2011 12:27

Race started at 12:27:40

Lap	Lap Tm	Diff	Time of Day
<b>(33) Andy Denyer</b>			
1	2:10.985	+10.528	12:29:51.281
2	2:05.047	+4.590	12:31:56.328
3	2:03.945	+3.488	12:34:00.273
4	2:03.546	+3.089	12:36:03.819
5	2:02.719	+2.262	12:38:06.538
6	2:02.653	+2.196	12:40:09.191
7	2:01.529	+1.072	12:42:10.720
8	2:01.627	+1.170	12:44:12.347
9	<b>2:00.457</b>		12:46:12.804

Lap	Lap Tm	Diff	Time of Day
<b>(40) Keith Smith</b>			
1	2:10.905	+10.246	12:29:51.230
2	2:05.314	+4.655	12:31:56.544
3	2:03.861	+3.202	12:34:00.405
4	2:03.190	+2.531	12:36:03.595
5	2:02.963	+2.304	12:38:06.558
6	2:03.275	+2.616	12:40:09.833
7	2:01.676	+1.017	12:42:11.509
8	2:00.910	+0.251	12:44:12.419
9	<b>2:00.659</b>		12:46:13.078

Lap	Lap Tm	Diff	Time of Day
<b>(44) Mick Riddle</b>			
1	2:12.426	+8.796	12:29:55.955
2	<b>2:03.630</b>		12:31:59.585
3	2:05.478	+1.848	12:34:05.063
4	2:04.922	+1.292	12:36:09.985
5	2:04.802	+1.172	12:38:14.787
6	2:05.264	+1.634	12:40:20.051
7	2:06.227	+2.597	12:42:26.278
8	2:04.529	+0.899	12:44:30.807
9	2:04.923	+1.293	12:46:35.730

Lap	Lap Tm	Diff	Time of Day
<b>(32) Adam Palfreman</b>			
1	2:12.986	+7.241	12:29:57.123
2	2:08.047	+2.302	12:32:05.170
3	2:06.301	+0.556	12:34:11.471
4	<b>2:05.745</b>		12:36:17.216
5	2:06.685	+0.940	12:38:23.901
6	2:05.934	+0.189	12:40:29.835
7	2:06.656	+0.911	12:42:36.491
8	2:08.194	+2.449	12:44:44.685
9	2:07.213	+1.468	12:46:51.898

Lap	Lap Tm	Diff	Time of Day
<b>(70) Matt Bilton</b>			
1	2:12.446	+6.469	12:29:55.930
2	2:07.444	+1.467	12:32:03.374
3	2:07.588	+1.611	12:34:10.962
4	2:07.059	+1.082	12:36:18.021
5	2:06.729	+0.752	12:38:24.750
6	<b>2:05.977</b>		12:40:30.727
7	2:07.025	+1.048	12:42:37.752
8	2:07.665	+1.688	12:44:45.417
9	2:06.961	+0.984	12:46:52.378

Lap	Lap Tm	Diff	Time of Day
<b>(82) Lewis Osler</b>			
1	2:12.339	+5.743	12:29:56.042
2	2:08.137	+1.541	12:32:04.179
3	2:09.106	+2.510	12:34:13.285
4	2:08.018	+1.422	12:36:21.303

Lap	Lap Tm	Diff	Time of Day
5	2:08.554	+1.958	12:38:29.857
6	2:08.499	+1.903	12:40:38.356
7	2:08.008	+1.412	12:42:46.364
8	<b>2:06.596</b>		12:44:52.960
9	2:08.081	+1.485	12:47:01.041

Lap	Lap Tm	Diff	Time of Day
<b>(21) Chris Pickersgill</b>			
1	2:15.784	+9.959	12:30:00.492
2	2:07.651	+1.826	12:32:08.143
3	2:08.113	+2.288	12:34:16.256
4	2:08.381	+2.556	12:36:24.637
5	2:08.358	+2.533	12:38:32.995
6	2:07.964	+2.139	12:40:40.959
7	2:07.772	+1.947	12:42:48.731
8	<b>2:05.825</b>		12:44:54.556
9	2:06.963	+1.138	12:47:01.519

Lap	Lap Tm	Diff	Time of Day
<b>(14) Brad Davey</b>			
1	2:12.629	+4.785	12:29:56.617
2	2:09.832	+1.988	12:32:06.449
3	2:08.929	+1.085	12:34:15.378
4	2:08.893	+1.049	12:36:24.271
5	2:08.465	+0.621	12:38:32.736
6	2:08.016	+0.172	12:40:40.752
7	<b>2:07.844</b>		12:42:48.596
8	2:08.808	+0.964	12:44:57.404
9	2:10.118	+2.274	12:47:07.522

Lap	Lap Tm	Diff	Time of Day
<b>(56) Steve Bradbury</b>			
1	2:19.089	+11.413	12:30:04.344
2	2:13.174	+5.498	12:32:17.518
3	2:11.444	+3.768	12:34:28.962
4	2:09.702	+2.026	12:36:38.664
5	2:10.639	+2.963	12:38:49.303
6	2:09.285	+1.609	12:40:58.588
7	2:08.804	+1.128	12:43:07.392
8	<b>2:07.676</b>		12:45:15.068
9	2:12.083	+4.407	12:47:27.151

Lap	Lap Tm	Diff	Time of Day
<b>(133) Richard Blunt</b>			
1	2:16.241	+6.019	12:30:00.443
2	2:11.721	+1.499	12:32:12.164
3	2:12.092	+1.870	12:34:24.256
4	2:12.026	+1.804	12:36:36.282
5	2:11.673	+1.451	12:38:47.955
6	2:10.359	+0.137	12:40:58.314
7	2:11.810	+1.588	12:43:10.124
8	<b>2:10.222</b>		12:45:20.346
9	2:10.500	+0.278	12:47:30.846

Lap	Lap Tm	Diff	Time of Day
<b>(106) Joe Barton</b>			
1	2:18.890	+9.475	12:30:03.347
2	2:12.254	+2.839	12:32:15.601
3	2:10.868	+1.453	12:34:26.469
4	2:10.799	+1.384	12:36:37.268
5	2:10.463	+1.048	12:38:47.731
6	2:10.447	+1.032	12:40:58.178
7	2:12.650	+3.235	12:43:10.828
8	<b>2:09.415</b>		12:45:20.243
9	2:10.613	+1.198	12:47:30.856

Lap	Lap Tm	Diff	Time of Day
<b>(161) Mark Evans</b>			
1	2:21.774	+11.395	12:30:07.369
2	2:15.988	+5.609	12:32:23.357
3	2:15.111	+4.732	12:34:38.468
4	2:15.410	+5.031	12:36:53.878
5	2:12.489	+2.110	12:39:06.367
6	2:10.930	+0.551	12:41:17.297
7	2:10.687	+0.308	12:43:27.984
8	<b>2:10.379</b>		12:45:38.363
9	2:10.812	+0.433	12:47:49.175

Lap	Lap Tm	Diff	Time of Day
<b>(54) Brent Millage</b>			
1	2:21.497	+10.307	12:30:06.698
2	2:16.072	+4.882	12:32:22.770
3	2:14.448	+3.258	12:34:37.218
4	2:15.046	+3.856	12:36:52.264
5	2:13.172	+1.982	12:39:05.436
6	<b>2:11.190</b>		12:41:16.626
7	2:13.334	+2.144	12:43:29.960
8	2:12.851	+1.661	12:45:42.811
9	2:12.625	+1.435	12:47:55.436

Lap	Lap Tm	Diff	Time of Day
<b>(88) Andrew Driver</b>			
1	2:22.979	+6.958	12:30:08.694
2	2:17.543	+1.522	12:32:26.237
3	2:18.223	+2.202	12:34:44.460
4	2:19.396	+3.375	12:37:03.856
5	2:17.234	+1.213	12:39:21.090
6	<b>2:16.021</b>		12:41:37.111
7	2:16.802	+0.781	12:43:53.913
8	2:16.552	+0.531	12:46:10.465
9	2:16.472	+0.451	12:48:26.937

Lap	Lap Tm	Diff	Time of Day
<b>(47) John Tibbets</b>			
1	2:21.155	+2.544	12:30:05.726
2	2:18.944	+0.333	12:32:24.670
3	2:19.510	+0.899	12:34:44.180
4	2:19.327	+0.716	12:37:03.507
5	2:20.219	+1.608	12:39:23.726
6	2:19.590	+0.979	12:41:43.316
7	2:19.790	+1.179	12:44:03.106
8	<b>2:18.611</b>		12:46:21.717

Lap	Lap Tm	Diff	Time of Day
<b>(8) Mark Lumb</b>			
1	2:28.887	+8.232	12:30:14.073
2	2:21.008	+0.353	12:32:35.081
3	2:22.699	+2.044	12:34:57.780
4	2:20.899	+0.244	12:37:18.679
5	<b>2:20.655</b>		12:39:39.334
6	2:21.266	+0.611	12:42:00.600
7	2:21.875	+1.220	12:44:22.475
8	2:20.932	+0.277	12:46:43.407

Lap	Lap Tm	Diff	Time of Day
<b>(98) Robert Pragnell</b>			
1	2:32.027	+8.992	12:30:17.391
2	2:25.137	+2.102	12:32:42.528
3	2:27.121	+4.086	12:35:09.649
4	2:27.472	+4.437	12:37:37.121
5	2:25.882	+2.847	12:40:03.003
6	2:25.656	+2.621	12:42:28.659
7	2:23.786	+0.751	12:44:52.445

Timekeeper:

Race Director:

Weather / Track: Cloudy / Wet

Results @ [www.sportstimingservices.com](http://www.sportstimingservices.com)





Thundersport GB Round 17


LMB Streetfighters

Oulton Park 2.692 Miles

Race 5

08/10/2011 12:27

Race started at 12:27:40



Lap	Lap Tm	Diff	Time of Day
8	<b>2:23.035</b>		12:47:15.480
<b>(39) Al Brown</b>			
1	2:34.227	+9.979	12:30:20.566
2	2:29.736	+5.488	12:32:50.302
3	2:28.951	+4.703	12:35:19.253
4	2:27.778	+3.530	12:37:47.031
5	2:27.725	+3.477	12:40:14.756
6	2:27.093	+2.845	12:42:41.849
7	2:25.539	+1.291	12:45:07.388
8	<b>2:24.248</b>		12:47:31.636
<b>(45) Andrew Castle</b>			
1	2:40.942	+14.857	12:30:26.793
2	2:29.000	+2.915	12:32:55.793
3	2:28.289	+2.204	12:35:24.082
4	2:27.091	+1.006	12:37:51.173
5	2:28.785	+2.700	12:40:19.958
6	2:28.182	+2.097	12:42:48.140
7	<b>2:26.085</b>		12:45:14.225
8	2:26.544	+0.459	12:47:40.769
<b>(63) Bob Docker</b>			
1	2:17.565	+8.155	12:30:02.552
2	2:12.063	+2.653	12:32:14.615
3	2:10.425	+1.015	12:34:25.040
4	2:11.448	+2.038	12:36:36.488
5	2:12.214	+2.804	12:38:48.702
6	<b>2:09.410</b>		12:40:58.112
7	2:18.024	+8.614	12:43:16.136
<b>(55) Rob Garland</b>			
1	2:09.610	+4.027	12:29:53.017
2	2:06.064	+0.481	12:31:59.081
3	2:06.407	+0.824	12:34:05.488
4	2:05.989	+0.406	12:36:11.477
5	2:06.192	+0.609	12:38:17.669
6	<b>2:05.583</b>		12:40:23.252

Lap Lap Tm Diff Time of Day

Lap Lap Tm Diff Time of Day

Timekeeper:

Race Director:

Weather / Track: Cloudy / Wet

Results @ [www.sportstimingservices.com](http://www.sportstimingservices.com)

Printed: 08/10/2011 12:52:59





Thundersport GB Round 17

Sorted on Laps

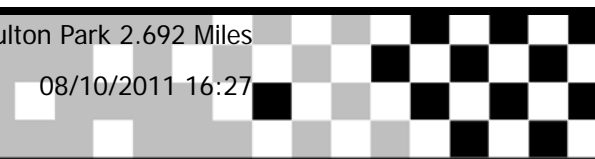
LMB Streetfighters

Oulton Park 2.692 Miles

Race 13

08/10/2011 16:27

Race started at 16:27:38



Pos	No.	Name	Bike	CC	Laps	Total Tm	Diff	Gap	Best Tm	Best Spd	Avg. Spd	Start Pos
1	32	Adam Palfreman	Suzuki	650 B	8	17:07.226			2:05.673	77.114	75.475	12
2	35	Tony Hughes	KTM	660 C	8	17:20.841	13.615	13.615	2:06.157	76.819	74.487	4
3	70	Matt Bilton	Honda	500 C	8	17:21.687	14.461	0.846	2:06.360	76.695	74.427	8
4	115	Keith Warren	KTM	690 C	8	17:30.259	23.033	8.572	2:08.965	75.146	73.820	6
5	14	Brad Davey	Aprilia	550 C	8	17:30.513	23.287	0.254	2:09.124	75.053	73.802	10
6	55	Rob Garland	Honda	600 B	8	18:19.611	1:12.385	49.098	2:07.285	76.138	70.506	5
7	56	Steve Bradbury	Aprilia	1000 A	8	18:20.111	1:12.885	0.500	2:11.821	73.518	70.474	18
<b>B</b> <b>C</b>	8	54 Brent Millage	Yamaha	600 A	8	18:29.831	1:22.605	9.720	2:13.808	72.426	69.857	15
9	98	Robert Pragnell	Suzuki	600 B	8	19:15.617	2:08.391	45.786	2:22.003	68.246	67.089	20
10	133	Richard Blunt	Honda	500 C	8	19:19.390	2:12.164	3.773	2:18.557	69.944	66.871	13
11	161	Mark Evans	Kawasaki	600 B	8	19:29.873	2:22.647	10.483	2:15.688	71.423	66.272	0
12	44	Mick Riddle	Kawasaki	600 B	7	17:23.972	1 Lap	1 Lap	2:10.971	73.995	64.981	7
13	45	Andrew Castle	Honda	600 B	7	17:28.625	1 Lap	4.653	2:26.415	66.190	64.693	24
14	8	Mark Lumb	Ducati	748 B	7	17:41.500	1 Lap	12.875	2:26.253	66.263	63.908	21
<b>A</b>	15	21 Chris Pickersgill	Triumph	600 B	7	18:48.312	1 Lap	1:06.812	2:21.712	68.387	60.124	17

Not classified

DNF	88	Andrew Driver	MuZ	660 C	3	18:58.344	DNF		2:32.641	63.490	25.540	22
DNF	33	Andy Denyer	Triumph	675 A	2	4:44.942	DNF		2:06.154	76.820	68.022	1
DNF	82	Lewis Osler	Honda	500 C	1	2:25.546	DNF		-	-	66.585	9
DNF	39	Al Brown	Yamaha	600 A	1	2:34.166	DNF		2:28.035	65.466	62.862	23
DNF	63	Bob Docker	Suzuki	600 B	1	2:35.766	DNF		-	-	62.216	19
DNF	40	Keith Smith	Aprilia	1000 A		0.000	DNF		-	-	-	2
DNF	52	Sean Goldsmith	MV August	750 A		0.182	DNF		-	-	-	3

Margin of Victory	Avg. Speed	Best Lap Tm	Best Spd	Best Lap by
13.615	75.475	2:05.673	77.114	32 - Adam Palfreman

Timekeeper:

Race Director:

Weather / Track: Raining / Wet

Results @ [www.sportstimingsservices.com](http://www.sportstimingsservices.com)



Printed: 08/10/2011 16:47:18



# Thundersport GB Round 17

# Lapchart

LMB Streetfighters

Oulton Park 2.692 Miles

Race 13

08/10/2011 16:27

Race started at 16:27:38

### Competitors

### Laps

	0	1	2	3	4	5	6	7	8
Keith Smith (40)	1	40	33	32	32	32	32	32	32
Andy Denyer (33)	2	33	35	35	35	35	35	70	35
Sean Goldsmith (52)	3	52	32	14	115	70	70	70	35
Tony Hughes (35)	4	35	55	115	14	115	115	115	115
Rob Garland (55)	5	55	14	70	70	14	14	14	14
Matt Bilton (70)	6	70	70	55	55	55	55	55	55
Mick Riddle (44)	7	44	115	44	56	54	56	56	56
Keith Warren (115)	8	115	44	33	54	56	54	54	54
Lewis Osler (82)	9	82	161	54	44	98	98	98	98
Brad Davey (14)	10	14	133	161	161	161	133	133	133
Adam Palfreman (32)	11	32	54	56	98	133	161	161	161
Richard Blunt (133)	12	133	82	133	133	44	44	44	44
Chris Pickersgill (21)	13	21	21	98	45	45	45	45	45
Bob Docker (63)	14	63	56	8	8	8	8	8	8
Brent Millage (54)	15	54	98	45	21	21	21	21	
Steve Bradbury (56)	16	56	8	21	88				
Mark Lumb (8)	17	8	45	88					
Robert Pragnell (98)	18	98	39						
Mark Evans (161)	19	161	63						
Andrew Driver (88)	20	88	88						
Andrew Castle (45)	21	45							
Al Brown (39)	22	39							

Timekeeper:

Race Director:

Weather / Track: Raining / Wet

Results @ [www.sportstimeservices.com](http://www.sportstimeservices.com)

Printed: 08/10/2011 16:49:42





Thundersport GB Round 17

LMB Streetfighters

Oulton Park 2.692 Miles

Race 13

08/10/2011 16:27

Race started at 16:27:38

Lap	Lap Tm	Diff	Time of Day
<b>(32) Adam Palfreman</b>			
1	<b>2:05.673</b>		16:29:48.643
2	2:06.733	+1.060	16:31:55.376
3	2:09.579	+3.906	16:34:04.955
4	2:08.454	+2.781	16:36:13.409
5	2:08.540	+2.867	16:38:21.949
6	2:08.630	+2.957	16:40:30.579
7	2:07.493	+1.820	16:42:38.072
8	2:08.092	+2.419	16:44:46.164

Lap	Lap Tm	Diff	Time of Day
<b>(35) Tony Hughes</b>			
1	<b>2:06.157</b>		16:29:47.927
2	2:11.906	+5.749	16:31:59.833
3	2:12.071	+5.914	16:34:11.904
4	2:11.252	+5.095	16:36:23.156
5	2:10.813	+4.656	16:38:33.969
6	2:09.573	+3.416	16:40:43.542
7	2:08.469	+2.312	16:42:52.011
8	2:07.768	+1.611	16:44:59.779

Lap	Lap Tm	Diff	Time of Day
<b>(70) Matt Bilton</b>			
1	2:10.096	+3.736	16:29:52.426
2	2:13.454	+7.094	16:32:05.880
3	2:12.814	+6.454	16:34:18.694
4	2:10.044	+3.684	16:36:28.738
5	2:07.755	+1.395	16:38:36.493
6	2:07.795	+1.435	16:40:44.288
7	<b>2:06.360</b>		16:42:50.648
8	2:09.977	+3.617	16:45:00.625

Lap	Lap Tm	Diff	Time of Day
<b>(115) Keith Warren</b>			
1	2:10.356	+1.391	16:29:53.009
2	2:12.466	+3.501	16:32:05.475
3	2:12.586	+3.621	16:34:18.061
4	2:11.181	+2.216	16:36:29.242
5	<b>2:08.965</b>		16:38:38.207
6	2:10.553	+1.588	16:40:48.760
7	2:09.778	+0.813	16:42:58.538
8	2:10.659	+1.694	16:45:09.197

Lap	Lap Tm	Diff	Time of Day
<b>(14) Brad Davey</b>			
1	<b>2:09.124</b>		16:29:51.933
2	2:13.414	+4.290	16:32:05.347
3	2:13.134	+4.010	16:34:18.481
4	2:11.598	+2.474	16:36:30.079
5	2:09.269	+0.145	16:38:39.348
6	2:09.610	+0.486	16:40:48.958
7	2:09.941	+0.817	16:42:58.899
8	2:10.552	+1.428	16:45:09.451

Lap	Lap Tm	Diff	Time of Day
<b>(55) Rob Garland</b>			
1	<b>2:07.285</b>		16:29:49.609
2	2:19.060	+11.775	16:32:08.669
3	2:18.219	+10.934	16:34:26.888
4	2:16.360	+9.075	16:36:43.248
5	2:19.471	+12.186	16:39:02.719
6	2:17.720	+10.435	16:41:20.439
7	2:19.277	+11.992	16:43:39.716
8	2:18.833	+11.548	16:45:58.549

Lap	Lap Tm	Diff	Time of Day
<b>(56) Steve Bradbury</b>			
1	2:21.792	+9.971	16:30:05.856
2	2:22.545	+10.724	16:32:28.401
3	2:18.485	+6.664	16:34:46.886
4	2:18.154	+6.333	16:37:05.040
5	2:15.977	+4.156	16:39:21.017
6	2:12.588	+0.767	16:41:33.605
7	<b>2:11.821</b>		16:43:45.426
8	2:13.623	+1.802	16:45:59.049

Lap	Lap Tm	Diff	Time of Day
<b>(54) Brent Millage</b>			
1	2:17.896	+4.088	16:30:01.941
2	2:22.117	+8.309	16:32:24.058
3	2:23.387	+9.579	16:34:47.445
4	2:17.457	+3.649	16:37:04.902
5	2:16.551	+2.743	16:39:21.453
6	<b>2:13.808</b>		16:41:35.261
7	2:15.041	+1.233	16:43:50.302
8	2:18.467	+4.659	16:46:08.769

Lap	Lap Tm	Diff	Time of Day
<b>(98) Robert Pragnell</b>			
1	<b>2:22.003</b>		16:30:06.133
2	2:24.837	+2.834	16:32:30.970
3	2:23.646	+1.643	16:34:54.616
4	2:24.172	+2.169	16:37:18.788
5	2:22.612	+0.609	16:39:41.400
6	2:23.914	+1.911	16:42:05.314
7	2:24.747	+2.744	16:44:30.061
8	2:24.494	+2.491	16:46:54.555

Lap	Lap Tm	Diff	Time of Day
<b>(133) Richard Blunt</b>			
1	<b>2:18.557</b>		16:30:01.849
2	2:27.087	+8.530	16:32:28.936
3	2:26.814	+8.257	16:34:55.750
4	2:25.358	+6.801	16:37:21.108
5	2:24.592	+6.035	16:39:45.700
6	2:25.454	+6.897	16:42:11.154
7	2:23.513	+4.956	16:44:34.667
8	2:23.661	+5.104	16:46:58.328

Lap	Lap Tm	Diff	Time of Day
<b>(161) Mark Evans</b>			
1	<b>2:15.688</b>		16:30:00.091
2	2:28.162	+12.474	16:32:28.253
3	2:26.047	+10.359	16:34:54.300
4	2:25.548	+9.860	16:37:19.848
5	2:26.936	+11.248	16:39:46.784
6	2:26.336	+10.648	16:42:13.120
7	2:25.199	+9.511	16:44:38.319
8	2:30.492	+14.804	16:47:08.811

Lap	Lap Tm	Diff	Time of Day
<b>(44) Mick Riddle</b>			
1	<b>2:10.971</b>		16:29:53.406
2	2:24.722	+13.751	16:32:18.128
3	2:31.476	+20.505	16:34:49.604
4	2:33.534	+22.563	16:37:23.138
5	2:28.161	+17.190	16:39:51.299
6	2:31.380	+20.409	16:42:22.679
7	2:40.231	+29.260	16:45:02.910

Lap	Lap Tm	Diff	Time of Day
<b>(45) Andrew Castle</b>			
1	2:27.173	+0.758	16:30:11.801

Lap	Lap Tm	Diff	Time of Day
2	2:30.112	+3.697	16:32:41.913
3	<b>2:26.415</b>		16:35:08.328
4	2:29.356	+2.941	16:37:37.684
5	2:30.948	+4.533	16:40:08.632
6	2:29.232	+2.817	16:42:37.864
7	2:29.699	+3.284	16:45:07.563

Lap	Lap Tm	Diff	Time of Day
<b>(8) Mark Lumb</b>			
1	<b>2:26.253</b>		16:30:10.326
2	2:31.235	+4.982	16:32:41.561
3	2:30.851	+4.598	16:35:12.412
4	2:31.202	+4.949	16:37:43.614
5	2:31.149	+4.896	16:40:14.763
6	2:30.571	+4.318	16:42:45.334
7	2:35.104	+8.851	16:45:20.438

Lap	Lap Tm	Diff	Time of Day
<b>(21) Chris Pickersgill</b>			
1	<b>2:21.712</b>		16:30:05.391
2	2:50.845	+29.133	16:32:56.236
3	2:42.669	+20.957	16:35:38.905
4	2:40.952	+19.240	16:38:19.857
5	2:42.635	+20.923	16:41:02.492
6	2:42.411	+20.699	16:43:44.903
7	2:42.347	+20.635	16:46:27.250

Lap	Lap Tm	Diff	Time of Day
<b>(88) Andrew Driver</b>			
1	<b>2:32.641</b>		16:30:17.073
2	3:21.089	+48.448	16:33:38.163
3	12:59.119	+10:26.478	16:46:37.282

Lap	Lap Tm	Diff	Time of Day
<b>(33) Andy Denyer</b>			
1	<b>2:06.154</b>		16:29:45.119
2	2:38.761	+32.607	16:32:23.881

Lap	Lap Tm	Diff	Time of Day
<b>(82) Lewis Osler</b>			
1	2:21.820	-3:58:32.954	16:30:04.485

Lap	Lap Tm	Diff	Time of Day
<b>(39) Al Brown</b>			
1	<b>2:28.035</b>		16:30:13.104

Lap	Lap Tm	Diff	Time of Day
<b>(63) Bob Docker</b>			
1	2:30.789	-3:58:23.985	16:30:14.705

Timekeeper:

Race Director:

Weather / Track: Raining / Wet

Results @ [www.sportstimingservices.com](http://www.sportstimingservices.com)





Thundersport GB Rounds 17 & 18

Sorted on Best Lap time

MAL Formula 600

Oulton Park 2.692 Miles

Qualifying

07/10/2011 14:09

Practice started at 14:09:49

Pos	No.	Name	Bike	CC	Best Tm	Best Spd	Gap	Diff - Ldr.	In Lap	2nd Best
1	22	Richard McNeil	Suzuki	600	1:58.736	81.620			7	2:00.881
2	16	Craig Sproston	Yamaha	600	1:59.603	81.028	0.867	0.867	8	2:01.567
3	14	Ben Field	Honda	600	2:00.029	80.740	0.426	1.293	8	2:00.708
4	4	Tom McHale	Honda	600	2:00.795	80.228	0.766	2.059	8	2:02.895
5	51	Adam Oliver	Honda	600	2:01.096	80.029	0.301	2.360	6	2:02.046
6	118	Dan Chappell	Yamaha	600	2:01.224	79.945	0.128	2.488	8	2:03.255
7	80	Adam Boyle	Triumph	675	2:02.452	79.143	1.228	3.716	7	2:04.071
8	19	Andrew Dudgeon	Kawasaki	600	2:02.700	78.983	0.248	3.964	8	2:02.825
9	23	Kyle Wilks	Kawasaki	600	2:03.789	78.288	1.089	5.053	7	2:08.107
10	66	Dan Bray	Kawasaki	600	2:04.327	77.949	0.538	5.591	7	2:04.642
11	96	Callum O'Shea	Honda	600	2:04.478	77.855	0.151	5.742	8	2:04.617
12	142	Dylan James	Yamaha	600	2:05.006	77.526	0.528	6.270	8	2:06.856
13	7	Marcus Woodbine	Triumph	675	2:05.165	77.427	0.159	6.429	6	2:05.323
14	3	Max Symonds	Triumph	675	2:06.245	76.765	1.080	7.509	7	2:07.198
15	28	Jim Stocks	Honda	600	2:06.340	76.707	0.095	7.604	7	2:10.379
16	105	Richard Murray	Honda	600	2:07.038	76.286	0.698	8.302	7	2:07.116
17	21	Simon Critchlow	Triumph	675	2:09.523	74.822	2.485	10.787	7	2:09.921
18	111	James Shaw	Honda	600	2:09.603	74.776	0.080	10.867	7	2:09.902
19	53	Daniel Hill	Yamaha	600	2:11.655	73.611	2.052	12.919	8	2:13.937
20	76	Dan Shailer	Honda	600	2:12.569	73.103	0.914	13.833	8	2:12.888
21	122	Tim Daisley	Triumph	675	2:13.522	72.581	0.953	14.786	7	2:13.601
22	107	Stephen Greasley	Triumph	675	2:13.628	72.524	0.106	14.892	7	2:14.050
23	47	Timothy Elwood	Yamaha	600	2:14.858	71.862	1.230	16.122	4	2:15.592
24	15	Luke Buckingham	Triumph	675	2:23.226	67.664	8.368	24.490	5	2:24.849
25	12	Paul Martin	Suzuki	600	2:25.829	66.456	2.603	27.093	5	2:27.632
26	90	Rory Parker	Kawasaki	600		-			0	

Timekeeper:

Race Director:

Weather / Track: Raining / Wet

Results @ [www.sportstimingservices.com](http://www.sportstimingservices.com)

Printed: 07/10/2011 14:32:00








Thundersport GB Rounds 17 & 18

MAL Formula 600

Oulton Park 2.692 Miles

Race 2 & 10

Race



POLE POSITION

1	1 <b>22</b>	2 <b>16</b>	3 <b>14</b>	4 <b>4</b>
2	5 <b>51</b>	6 <b>118</b>	7 <b>80</b>	8 <b>19</b>
3	9 <b>23</b>	10 <b>66</b>	11 <b>96</b>	12 <b>142</b>
4	13 <b>7</b>	14 <b>3</b>	15 <b>28</b>	16 <b>105</b>
5	17 <b>21</b>	18 <b>111</b>	19 <b>53</b>	20 <b>76</b>
6	21 <b>122</b>	22 <b>107</b>	23 <b>47</b>	24 <b>15</b>
7	25 <b>12</b>	26 <b>90</b>		

Timekeeper:

Race Director:

Weather / Track:

Results @ [www.sportstimeservices.com](http://www.sportstimeservices.com)

Printed: 07/10/2011 14:32:49





Thundersport GB Rounds 17 & 18

Sorted on Best Lap time

Superstock 600 & F600

Oulton Park 2.692 Miles

Warm up

08/10/2011 09:42

Practice started at 9:42:50

Pos	No.	Name	Bike	CC	Best Tm	Best Spd	Gap	Diff - Ldr.	In Lap	2nd Best
1	35	Matthew Shellcock	Yamaha	600	1:59.946	80.796			2	2:01.666
2	4	Tom McHale	Honda	600	2:02.248	79.275	2.302	2.302	3	2:04.460
3	19	Andrew Dudgeon	Kawasaki	600	2:02.691	78.989	0.443	2.745	2	2:13.394
4	80	Adam Boyle	Triumph	675	2:03.746	78.315	1.055	3.800	3	2:05.518
5	11	Tommy Mountain	Yamaha	600	2:04.153	78.059	0.407	4.207	3	2:05.752
6	3	Max Symonds	Triumph	675	2:04.165	78.051	0.012	4.219	3	2:07.241
7	90	Rory Parker	Kawasaki	600	2:05.603	77.157	1.438	5.657	3	2:05.829
8	96	Callum O'Shea	Honda	600	2:05.686	77.106	0.083	5.740	3	2:07.017
9	22	Richard McNeil	Suzuki	600	2:06.508	76.605	0.822	6.562	2	2:12.214
10	20	Jamie Devine	Yamaha	600	2:06.586	76.558	0.078	6.640	2	2:07.678
11	14	Ben Field	Honda	600	2:07.741	75.866	1.155	7.795	2	2:15.072
12	47	Nick Anderson	Yamaha	600	2:08.927	75.168	1.186	8.981	2	2:23.590
13	47	Timothy Elwood	Yamaha	600	2:09.469	74.853	0.542	9.523	2	2:19.854
14	8	Oliver Harrison	Yamaha	600	2:09.538	74.814	0.069	9.592	2	2:18.680
15	123	Danny Murphy	Yamaha	600	2:10.854	74.061	1.316	10.908	2	2:19.828
16	23	Kyle Wilks	Kawasaki	600	2:10.890	74.041	0.036	10.944	2	2:18.685
17	7	Marcus Woodbine	Triumph	675	2:12.241	73.284	1.351	12.295	2	2:17.842
18	177	John Blundell	Yamaha	600	2:12.580	73.097	0.339	12.634	2	2:20.475
19	75	Aaron Hay	Kawasaki	600	2:12.668	73.049	0.088	12.722	2	2:26.417
20	118	Dan Chappell	Yamaha	600	2:12.824	72.963	0.156	12.878	2	2:27.025
21	51	Adam Oliver	Honda	600	2:13.391	72.653	0.567	13.445	2	2:15.068
22	5	Marty Lennon	Kawasaki	600	2:13.423	72.635	0.032	13.477	2	2:26.042
23	99	Ryan Myler	Yamaha	600	2:14.466	72.072	1.043	14.520	2	2:21.274
24	21	Simon Critchlow	Triumph	675	2:15.223	71.668	0.757	15.277	2	2:29.743
25	30	Liam Shellcock	Yamaha	600	2:15.488	71.528	0.265	15.542	2	2:26.813
26	122	Tim Daisley	Triumph	675	2:16.300	71.102	0.812	16.354	2	2:27.518
27	28	Jim Stocks	Honda	600	2:17.080	70.697	0.780	17.134	2	2:24.452
28	49	Jamie Coward	Suzuki	600	2:17.242	70.614	0.162	17.296	2	2:25.785
29	212	Pete Weston	Kawasaki	600	2:17.795	70.331	0.553	17.849	2	2:30.820
30	2	Nathan Pallett	Yamaha	600	2:17.874	70.290	0.079	17.928	2	2:29.719
31	33	Tom Meehan	Yamaha	600	2:18.375	70.036	0.501	18.429	2	2:26.953
32	50	Sam Thompson	Suzuki	600	2:18.939	69.751	0.564	18.993	2	2:27.821
33	76	Dan Shailer	Honda	600	2:19.599	69.422	0.660	19.653	1	
34	9	Paul Charman	Suzuki	600	2:20.166	69.141	0.567	20.220	2	2:34.236
35	111	James Shaw	Honda	600	2:20.282	69.084	0.116	20.336	1	2:20.385
36	69	Nicole McAleer	Triumph	675	2:20.926	68.768	0.644	20.980	2	2:28.404
37	7	Jodie Chalk	Triumph	675	2:21.017	68.724	0.091	21.071	2	2:27.764
38	107	Stephen Greasley	Triumph	675	2:21.450	68.513	0.433	21.504	2	2:37.258
39	66	Dan Bray	Kawasaki	600	2:24.709	66.970	3.259	24.763	2	2:43.281
40	52	James Cowton	Honda	600	2:25.583	66.568	0.874	25.637	2	2:34.235

Announcements

\*\* No 151 - No Transponder\*\*

Timekeeper:

Race Director:

Weather / Track: Rain / Wet

Results @ [www.sportstimingservices.com](http://www.sportstimingservices.com)

Printed: 08/10/2011 09:53:08





Thundersport GB Rounds 17 & 18

Sorted on Best Lap time

Superstock 600 & F600

Oulton Park 2.692 Miles

Warm up

08/10/2011 09:42

Practice started at 9:42:50

Pos	No.	Name	Bike	CC	Best Tm	Best Spd	Gap	Diff - Ldr.	In Lap	2nd Best
41	15	Luke Buckingham	Triumph	675	2:26.207	66.284	0.624	26.261	2	2:39.672
42	12	Paul Martin	Suzuki	600	2:33.137	63.285	6.930	33.191	2	2:52.554
43	96	Grant Campbell	Yamaha	600	2:34.046	62.911	0.909	34.100	1	
44	16	Craig Sproston	Yamaha	600	5:12.460	31.016	1:38.414	3:12.514	1	
45	53	Daniel Hill	Yamaha	600		-			0	
46	105	Richard Murray	Honda	600		-			0	
47	142	Dylan James	Yamaha	600		-			0	
48	151	Peter Webster	Honda	600		-			0	

Announcements

\*\* No 151 - No Transponder\*\*

Timekeeper:

Race Director:

Weather / Track: Rain / Wet

Results @ [www.sportstimeservices.com](http://www.sportstimeservices.com)

Printed: 08/10/2011 09:53:08





Thundersport GB Rounds 17 & 18

Sorted on Laps

MAL Formula 600

Oulton Park 2.692 Miles

Race 2

08/10/2011 10:40

Race started at 10:43:22

Pos	No.	Name	Bike	CC	Laps	Total Tm	Diff	Gap	Best Tm	Best Spd	Avg. Spd	Start Pos
1	22	Richard McNeil	Suzuki	600	3	8:37.621			1:55.803	83.687	56.168	1
2	4	Tom McHale	Honda	600	3	8:46.140	8.519	8.519	1:58.022	82.114	55.258	4
3	14	Ben Field	Honda	600	3	8:48.454	10.833	2.314	1:58.635	81.689	55.016	3
4	80	Adam Boyle	Triumph	675	3	8:50.476	12.855	2.022	1:57.687	82.347	54.807	7
5	51	Adam Oliver	Honda	600	3	8:54.475	16.854	3.999	1:59.685	80.973	54.397	5
6	118	Dan Chappell	Yamaha	600	3	8:54.975	17.354	0.500	2:01.211	79.953	54.346	6
7	16	Craig Sproston	Yamaha	600	3	8:55.114	17.493	0.139	1:59.406	81.162	54.332	2
8	105	Richard Murray	Honda	600	3	9:02.584	24.963	7.470	2:01.001	80.092	53.584	16
9	96	Callum O'Shea	Honda	600	3	9:04.292	26.671	1.708	2:02.760	78.944	53.415	11
10	23	Kyle Wilks	Kawasaki	600	3	9:04.856	27.235	0.564	2:03.357	78.562	53.360	9
11	90	Rory Parker	Kawasaki	600	3	9:05.923	28.302	1.067	2:02.496	79.114	53.256	26
12	66	Dan Bray	Kawasaki	600	3	9:16.897	39.276	10.974	2:06.302	76.730	52.206	10
13	76	Dan Shailer	Honda	600	3	9:20.020	42.399	3.123	2:07.451	76.039	51.915	20
14	28	Jim Stocks	Honda	600	3	9:20.700	43.079	0.680	2:05.441	77.257	51.852	15
15	53	Daniel Hill	Yamaha	600	3	9:23.125	45.504	2.425	2:07.031	76.290	51.629	19
16	212	Pete Weston	Kawasaki	600	3	9:24.891	47.270	1.766	2:08.217	75.584	51.468	0
17	21	Simon Critchlow	Triumph	675	3	9:26.042	48.421	1.151	2:08.430	75.459	51.363	17
18	111	James Shaw	Honda	600	3	9:26.472	48.851	0.430	2:09.673	74.736	51.324	18
19	9	Paul Charman	Suzuki	600	3	9:27.161	49.540	0.689	2:08.622	75.346	51.262	0
20	107	Stephen Greasley	Triumph	675	3	9:27.226	49.605	0.065	2:08.461	75.441	51.256	22
21	151	Peter Webster	Honda	600	3	9:43.860	1:06.239	16.634	2:15.726	71.403	49.795	0
22	52	James Cowton	Honda	600	3	9:44.736	1:07.115	0.876	2:16.275	71.115	49.721	0
23	12	Paul Martin	Suzuki	600	3	9:57.143	1:19.522	12.407	2:18.517	69.964	48.688	25
24	15	Luke Buckingham	Triumph	675	3	9:57.996	1:20.375	0.853	2:18.535	69.955	48.618	24

Not classified

DNF	142	Dylan James	Yamaha	600	3	9:05.451	DNF		2:03.241	78.636	53.302	12
DNF	3	Max Symonds	Triumph	675	3	9:06.085	DNF		2:02.837	78.895	53.240	14
DNF	7	Marcus Woodbine	Triumph	675		2:49.144	DNF		-	-	-	13
DNF	122	Tim Daisley	Triumph	675		2:49.907	DNF		-	-	-	21

Announcements

\*\* No 151 - Please fit transponder to appear in next race result\*\*

Margin of Victory	Avg. Speed	Best Lap Tm	Best Spd	Best Lap by
8.519	56.168	1:55.803	83.687	22 - Richard McNeil

Timekeeper:

Race Director:

Weather / Track: Cloudy / Wet

Results @ [www.sportstiming.com](http://www.sportstiming.com)



Printed: 08/10/2011 11:05:06



# Thundersport GB Rounds 17 & 18

# Lapchart

MAL Formula 600

Oulton Park 2.692 Miles

Race 2

08/10/2011 10:40

Race started at 10:43:22

Competitors	Laps				
	0	1	2	3	
Richard McNeil (22)	1	22	22	22	22
Craig Sproston (16)	2	16	4	4	4
Ben Field (14)	3	14	14	14	14
Tom McHale (4)	4	4	118	80	80
Peter Webster (151)	5	151	80	118	51
Adam Oliver (51)	6	51	16	51	118
Dan Chappell (118)	7	118	51	16	16
Adam Boyle (80)	8	80	23	23	105
Kyle Wilks (23)	9	23	96	96	96
Dan Bray (66)	10	66	105	105	23
Dylan James (142)	11	142	142	142	142
Callum O'Shea (96)	12	96	3	3	90
Richard Murray (105)	13	105	90	90	3
Max Symonds (3)	14	3	66	66	66
Marcus Woodbine (7)	15	7	76	76	76
Daniel Hill (53)	16	53	53	28	28
Jim Stocks (28)	17	28	111	53	53
Dan Shailer (76)	18	76	28	111	212
Simon Critchlow (21)	19	21	21	212	21
James Shaw (111)	20	111	212	21	111
Rory Parker (90)	21	90	9	9	9
James Cowton (52)	22	52	107	107	107
Paul Charman (9)	23	9	52	52	151
Tim Daisley (122)	24	122	151	151	52
Stephen Greasley (107)	25	107	12	12	12
Pete Weston (212)	26	212	15	15	15
Paul Martin (12)	27	12			
Luke Buckingham (15)	28	15			

Timekeeper:  
Race Director:  
Weather / Track: Cloudy / Wet  
Results @ [www.sportstimingservices.com](http://www.sportstimingservices.com)





Thundersport GB Rounds 17 & 18

MAL Formula 600

Oulton Park 2.692 Miles

Race 2

08/10/2011 10:40

Race started at 10:43:22

Lap	Lap Tm	Diff	Time of Day
<b>(22) Richard McNeil</b>			
1	2:01.029	+5.226	10:48:08.581
2	<b>1:55.803</b>		10:50:04.384
3	1:56.189	+0.386	10:52:00.573
<b>(4) Tom McHale</b>			
1	2:02.090	+4.068	10:48:11.902
2	1:59.168	+1.146	10:50:11.070
3	<b>1:58.022</b>		10:52:09.092
<b>(14) Ben Field</b>			
1	2:06.052	+7.417	10:48:13.661
2	1:59.110	+0.475	10:50:12.771
3	<b>1:58.635</b>		10:52:11.406
<b>(80) Adam Boyle</b>			
1	2:04.922	+7.235	10:48:15.623
2	2:00.118	+2.431	10:50:15.741
3	<b>1:57.687</b>		10:52:13.428
<b>(51) Adam Oliver</b>			
1	2:07.115	+7.430	10:48:17.750
2	1:59.992	+0.307	10:50:17.742
3	<b>1:59.685</b>		10:52:17.427
<b>(118) Dan Chappell</b>			
1	2:04.800	+3.589	10:48:15.465
2	2:01.251	+0.040	10:50:16.716
3	<b>2:01.211</b>		10:52:17.927
<b>(16) Craig Sproston</b>			
1	2:09.794	+10.388	10:48:17.360
2	2:01.300	+1.894	10:50:18.660
3	<b>1:59.406</b>		10:52:18.066
<b>(105) Richard Murray</b>			
1	2:08.774	+7.773	10:48:20.417
2	2:04.118	+3.117	10:50:24.535
3	<b>2:01.001</b>		10:52:25.536
<b>(96) Callum O'Shea</b>			
1	2:08.531	+5.771	10:48:20.026
2	2:04.458	+1.698	10:50:24.484
3	<b>2:02.760</b>		10:52:27.244
<b>(23) Kyle Wilks</b>			
1	2:07.776	+4.419	10:48:18.969
2	2:05.482	+2.125	10:50:24.451
3	<b>2:03.357</b>		10:52:27.808
<b>(90) Rory Parker</b>			
1	2:09.494	+6.998	10:48:22.157
2	2:04.222	+1.726	10:50:26.379
3	<b>2:02.496</b>		10:52:28.875
<b>(66) Dan Bray</b>			
1	2:13.586	+7.284	10:48:24.842
2	2:08.705	+2.403	10:50:33.547
3	<b>2:06.302</b>		10:52:39.849

Lap	Lap Tm	Diff	Time of Day
<b>(76) Dan Shailer</b>			
1	2:14.775	+7.324	10:48:27.164
2	2:08.357	+0.906	10:50:35.521
3	<b>2:07.451</b>		10:52:42.972
<b>(28) Jim Stocks</b>			
1	2:17.543	+12.102	10:48:29.925
2	2:08.286	+2.845	10:50:38.211
3	<b>2:05.441</b>		10:52:43.652
<b>(53) Daniel Hill</b>			
1	2:15.363	+8.332	10:48:27.513
2	2:11.533	+4.502	10:50:39.046
3	<b>2:07.031</b>		10:52:46.077
<b>(212) Pete Weston</b>			
1	2:17.610	+9.393	10:48:30.672
2	2:08.954	+0.737	10:50:39.626
3	<b>2:08.217</b>		10:52:47.843
<b>(21) Simon Critchlow</b>			
1	2:17.772	+9.342	10:48:30.261
2	2:10.303	+1.873	10:50:40.564
3	<b>2:08.430</b>		10:52:48.994
<b>(111) James Shaw</b>			
1	2:17.252	+7.579	10:48:29.742
2	<b>2:09.673</b>		10:50:39.415
3	2:10.009	+0.336	10:52:49.424
<b>(9) Paul Charman</b>			
1	2:18.122	+9.500	10:48:30.832
2	2:10.659	+2.037	10:50:41.491
3	<b>2:08.622</b>		10:52:50.113
<b>(107) Stephen Greasley</b>			
1	2:18.247	+9.786	10:48:31.186
2	2:10.531	+2.070	10:50:41.717
3	<b>2:08.461</b>		10:52:50.178
<b>(151) Peter Webster</b>			
1	2:25.221	+9.495	10:48:35.134
2	2:15.952	+0.226	10:50:51.086
3	<b>2:15.726</b>		10:53:06.812
<b>(52) James Cowton</b>			
1	2:21.718	+5.443	10:48:34.391
2	<b>2:16.275</b>		10:50:50.666
3	2:17.022	+0.747	10:53:07.688
<b>(12) Paul Martin</b>			
1	2:27.045	+8.528	10:48:40.387
2	2:21.191	+2.674	10:51:01.578
3	<b>2:18.517</b>		10:53:20.095
<b>(15) Luke Buckingham</b>			
1	2:27.349	+8.814	10:48:40.980
2	2:21.433	+2.898	10:51:02.413
3	<b>2:18.535</b>		10:53:20.948
<b>(142) Dylan James</b>			

Lap	Lap Tm	Diff	Time of Day
<b>(3) Max Symonds</b>			
1	2:09.668	+6.427	10:48:21.045
2	2:04.117	+0.876	10:50:25.162
3	<b>2:03.241</b>		10:52:28.403

Timekeeper:

Race Director:

Weather / Track: Cloudy / Wet

Results @ [www.sportstimingservices.com](http://www.sportstimingservices.com)







Thundersport GB Rounds 17 & 18

Sorted on Laps

MAL Formula 600

Oulton Park 2.692 Miles

Race 2 - Part 2

08/10/2011 11:05

Race started at 11:06:20

Pos	No.	Name	Bike	CC	Laps	Total Tm	Diff	Gap	Best Tm	Best Spd	Avg. Spd	Start Pos
1	22	Richard McNeil	Suzuki	600	4	7:54.805			1:56.726	83.025	81.644	1
2	14	Ben Field	Honda	600	4	8:01.220	6.415	6.415	1:56.897	82.904	80.555	3
3	4	Tom McHale	Honda	600	4	8:01.538	6.733	0.318	1:57.730	82.317	80.502	2
4	51	Adam Oliver	Honda	600	4	8:01.752	6.947	0.214	1:57.013	82.822	80.466	5
5	118	Dan Chappell	Yamaha	600	4	8:03.892	9.087	2.140	1:58.641	81.685	80.110	6
6	80	Adam Boyle	Triumph	675	4	8:03.952	9.147	0.060	1:58.003	82.127	80.101	4
7	96	Callum O'Shea	Honda	600	4	8:16.763	21.958	12.811	2:02.119	79.359	78.035	9
8	16	Craig Sproston	Yamaha	600	4	8:17.547	22.742	0.784	2:00.780	80.238	77.912	7
9	90	Rory Parker	Kawasaki	600	4	8:17.573	22.768	0.026	2:01.646	79.667	77.908	12
10	23	Kyle Wilks	Kawasaki	600	4	8:20.078	25.273	2.505	2:01.608	79.692	77.518	10
11	105	Richard Murray	Honda	600	4	8:21.755	26.950	1.677	2:02.988	78.798	77.258	8
12	66	Dan Bray	Kawasaki	600	4	8:36.501	41.696	14.746	2:07.113	76.241	75.053	14
13	76	Dan Shailer	Honda	600	4	8:36.535	41.730	0.034	2:05.469	77.240	75.048	15
14	111	James Shaw	Honda	600	4	8:42.460	47.655	5.925	2:08.167	75.614	74.197	20
15	9	Paul Charman	Suzuki	600	4	8:43.306	48.501	0.846	2:08.199	75.595	74.077	21
16	107	Stephen Greasley	Triumph	675	4	8:52.718	57.913	9.412	2:08.341	75.511	72.768	22
17	212	Pete Weston	Kawasaki	600	4	8:58.265	1:03.460	5.547	2:10.385	74.328	72.018	18
18	52	James Cowton	Honda	600	4	9:05.056	1:10.251	6.791	2:11.971	73.434	71.121	24
19	151	Peter Webster	Honda	600	4	9:16.181	1:21.376	11.125	2:15.057	71.756	69.698	23
20	12	Paul Martin	Suzuki	600	4	9:32.821	1:38.016	16.640	2:20.423	69.014	67.673	25
21	15	Luke Buckingham	Triumph	675	4	9:33.084	1:38.279	0.263	2:20.328	69.061	67.642	26
Not classified												
DNF	53	Daniel Hill	Yamaha	600	3	6:34.824	DNF		2:09.124	75.053	73.637	17
DNF	21	Simon Critchlow	Triumph	675		5.143	DNF			-	-	19

Announcements

\*\* No Transponder - No 151 - please fir prior to next race to be shown in result\*\*

Margin of Victory	Avg. Speed	Best Lap Tm	Best Spd	Best Lap by
6.415	81.644	1:56.726	83.025	22 - Richard McNeil

Timekeeper:

Race Director:

Weather / Track: Raining / Wet

Results @ [www.sportstimingsservices.com](http://www.sportstimingsservices.com)





# Thundersport GB Rounds 17 & 18

# Lapchart

MAL Formula 600

Oulton Park 2.692 Miles

Race 2 - Part 2

08/10/2011 11:05

Race started at 11:06:20

### Competitors

### Laps

	0	1	2	3	4
Ben Field (14)	14	22	22	22	22
Richard McNeil (22)	22	4	4	4	14
Adam Boyle (80)	80	118	118	14	4
Tom McHale (4)	4	14	14	118	51
Peter Webster (151)	151	80	51	51	118
Adam Oliver (51)	51	51	80	80	80
Craig Sproston (16)	16	96	96	96	96
Richard Murray (105)	105	105	90	90	16
Dan Chappell (118)	118	90	105	105	90
Callum O'Shea (96)	96	16	16	23	23
Rory Parker (90)	90	23	23	16	105
Kyle Wilks (23)	23	66	66	66	66
Dan Bray (66)	66	111	76	76	76
Dan Shailer (76)	76	76	111	111	111
Daniel Hill (53)	53	53	53	53	9
Pete Weston (212)	212	9	9	9	107
Paul Charman (9)	9	212	107	107	212
James Shaw (111)	111	107	212	212	52
James Cowton (52)	52	52	52	52	151
Simon Critchlow (21)	21	151	151	151	12
Stephen Greasley (107)	107	12	12	12	15
Paul Martin (12)	12	15	15	15	
Luke Buckingham (15)	15				

Timekeeper:

Race Director:

Weather / Track: Raining / Wet

Results @ [www.sportstimeservices.com](http://www.sportstimeservices.com)

Printed: 08/10/2011 11:25:07





# Thundersport GB Rounds 17 & 18

MAL Formula 600

Oulton Park 2.692 Miles

Race 2 - Part 2

08/10/2011 11:05

Race started at 11:06:20

Lap	Lap Tm	Diff	Time of Day
<b>(22) Richard McNeil</b>			
1	2:02.595	+5.869	11:08:22.865
2	<b>1:56.726</b>		11:10:19.591
3	1:56.938	+0.212	11:12:16.529
4	1:58.489	+1.763	11:14:15.018
<b>(14) Ben Field</b>			
1	2:07.220	+10.323	11:08:27.433
2	1:58.836	+1.939	11:10:26.269
3	1:58.267	+1.370	11:12:24.536
4	<b>1:56.897</b>		11:14:21.433
<b>(4) Tom McHale</b>			
1	2:05.679	+7.949	11:08:26.057
2	1:59.055	+1.325	11:10:25.112
3	1:58.909	+1.179	11:12:24.021
4	<b>1:57.730</b>		11:14:21.751
<b>(51) Adam Oliver</b>			
1	2:04.509	+7.496	11:08:27.954
2	1:58.582	+1.569	11:10:26.536
3	1:58.416	+1.403	11:12:24.952
4	<b>1:57.013</b>		11:14:21.965
<b>(118) Dan Chappell</b>			
1	2:03.514	+4.873	11:08:27.203
2	<b>1:58.641</b>		11:10:25.844
3	1:58.872	+0.231	11:12:24.716
4	1:59.389	+0.748	11:14:24.105
<b>(80) Adam Boyle</b>			
1	2:07.489	+9.486	11:08:27.790
2	1:59.654	+1.651	11:10:27.444
3	<b>1:58.003</b>		11:12:25.447
4	1:58.718	+0.715	11:14:24.165
<b>(96) Callum O'Shea</b>			
1	2:05.678	+3.559	11:08:29.839
2	<b>2:02.119</b>		11:10:31.958
3	2:02.896	+0.777	11:12:34.854
4	2:02.122	+0.003	11:14:36.976
<b>(16) Craig Sproston</b>			
1	2:07.972	+7.192	11:08:31.495
2	2:01.885	+1.105	11:10:33.380
3	2:03.600	+2.820	11:12:36.980
4	<b>2:00.780</b>		11:14:37.760
<b>(90) Rory Parker</b>			
1	2:07.000	+5.354	11:08:31.203
2	<b>2:01.646</b>		11:10:32.849
3	2:02.343	+0.697	11:12:35.192
4	2:02.594	+0.948	11:14:37.786
<b>(23) Kyle Wilks</b>			
1	2:08.078	+6.470	11:08:32.301
2	<b>2:01.608</b>		11:10:33.909
3	2:03.017	+1.409	11:12:36.926
4	2:03.365	+1.757	11:14:40.291

Lap	Lap Tm	Diff	Time of Day
<b>(105) Richard Murray</b>			
1	2:06.570	+3.582	11:08:30.207
2	<b>2:02.988</b>		11:10:33.195
3	2:03.646	+0.658	11:12:36.841
4	2:05.127	+2.139	11:14:41.968
<b>(66) Dan Bray</b>			
1	2:10.016	+2.903	11:08:34.678
2	2:07.198	+0.085	11:10:41.876
3	2:07.725	+0.612	11:12:49.601
4	<b>2:07.113</b>		11:14:56.714
<b>(76) Dan Shailer</b>			
1	2:11.432	+5.963	11:08:36.281
2	2:07.266	+1.797	11:10:43.547
3	2:07.732	+2.263	11:12:51.279
4	<b>2:05.469</b>		11:14:56.748
<b>(111) James Shaw</b>			
1	2:10.711	+2.544	11:08:35.931
2	2:09.669	+1.502	11:10:45.600
3	2:08.906	+0.739	11:12:54.506
4	<b>2:08.167</b>		11:15:02.673
<b>(9) Paul Charman</b>			
1	2:12.018	+3.819	11:08:37.181
2	2:09.190	+0.991	11:10:46.371
3	2:08.949	+0.750	11:12:55.320
4	<b>2:08.199</b>		11:15:03.519
<b>(107) Stephen Greasley</b>			
1	2:19.178	+10.837	11:08:44.821
2	2:10.334	+1.993	11:10:55.155
3	<b>2:08.341</b>		11:13:03.496
4	2:09.435	+1.094	11:15:12.931
<b>(212) Pete Weston</b>			
1	2:18.122	+7.737	11:08:43.203
2	2:12.655	+2.270	11:10:55.858
3	<b>2:10.385</b>		11:13:06.243
4	2:12.235	+1.850	11:15:18.478
<b>(52) James Cowton</b>			
1	2:20.122	+8.151	11:08:45.364
2	2:13.775	+1.804	11:10:59.139
3	<b>2:11.971</b>		11:13:11.110
4	2:14.159	+2.188	11:15:25.269
<b>(151) Peter Webster</b>			
1	2:23.931	+8.874	11:08:46.829
2	<b>2:15.057</b>		11:11:01.886
3	2:15.112	+0.055	11:13:16.998
4	2:19.396	+4.339	11:15:36.394
<b>(12) Paul Martin</b>			
1	2:25.043	+4.620	11:08:50.991
2	2:21.027	+0.604	11:11:12.018
3	2:20.593	+0.170	11:13:32.611
4	<b>2:20.423</b>		11:15:53.034
<b>(15) Luke Buckingham</b>			

Lap	Lap Tm	Diff	Time of Day
<b>(53) Daniel Hill</b>			
1	2:24.330	+4.002	11:08:51.159
2	2:20.900	+0.572	11:11:12.059
3	2:20.910	+0.582	11:13:32.969
4	<b>2:20.328</b>		11:15:53.297

Timekeeper:

Race Director:

Weather / Track: Raining / Wet

Results @ [www.sportstimingservices.com](http://www.sportstimingservices.com)

Printed: 08/10/2011 11:25:40






Thundersport GB Rounds 17 & 18

MAL Formula 600

Oulton Park 2.692 Miles

Race 2 - 10.16



Pos	No.	Name	Class	Bike	CC	Laps	Total Tm	Diff
1	22	Richard McNeil	F600	Suzuki	600	7	16:32.426	
2	4	Tom McHale	F600	Honda	600	7	16:47.678	15.252
3	14	Ben Field	F600	Honda	600	7	16:49.674	17.248
4	80	Adam Boyle	F600	Triumph	675	7	16:54.428	22.002
5	51	Adam Oliver	F600	Honda	600	7	16:56.227	23.801
6	118	Dan Chappell	F600	Yamaha	600	7	16:58.867	26.441
7	16	Craig Sproston	F600	Yamaha	600	7	17:12.661	40.235
8	96	Callum O'Shea	F600	Honda	600	7	17:21.055	48.629
9	90	Rory Parker	F600	Kawasaki	600	7	17:23.496	51.070
10	105	Richard Murray	F600	Honda	600	7	17:24.339	51.913
11	23	Kyle Wilks	F600	Kawasaki	600	7	17:24.934	52.508
12	66	Dan Bray	F600	Kawasaki	600	7	17:53.398	1:20.972
13	76	Dan Shailer	F600	Honda	600	7	17:56.555	1:24.129
14	111	James Shaw	F600	Honda	600	7	18:08.932	1:36.506
15	9	Paul Charman	F600	Suzuki	600	7	18:10.467	1:38.041
16	107	Stephen Greasley	F600	Triumph	675	7	18:19.944	1:47.518
17	212	Pete Weston	F600	Kawasaki	600	7	18:23.156	1:50.730
18	52	James Cowton	F600	Honda	600	7	18:49.792	2:17.366
19	151	Peter Webster	F600	Honda	600	7	19:00.041	2:27.615
20	12	Paul Martin	F600	Suzuki	600	7	19:29.964	2:57.538
21	15	Luke Buckingham	F600	Triumph	675	7	19:31.080	2:58.654
22	28	Jim Stocks	F600	Honda	600	3	9:20.700	4 Laps
23	53	Daniel Hill	F600	Yamaha	600	3	9:23.125	2.425
24	21	Simon Critchlow	F600	Triumph	675	3	9:26.042	5.342

Fastest Lap - Richard McNeil - 1:55.803

Timekeeper:  
Race Director:  
Weather / Track: Raining / Wet  
Results @ [www.sportstimservices.com](http://www.sportstimservices.com)  
Printed: 08/10/2011 11:17:58





Thundersport GB Round 17

Sorted on Laps

MAL Formula 600

Oulton Park 2.692 Miles

Race 10

08/10/2011 15:16

Race started at 15:16:36

Pos	No.	Name	Bike	CC	Laps	Total Tm	Diff	Gap	Best Tm	Best Spd	Avg. Spd	Start Pos
1	14	Ben Field	Honda	600	8	15:15.429			1:51.796	86.686	84.692	3
2	80	Adam Boyle	Triumph	675	8	15:18.280	2.851	2.851	1:51.853	86.642	84.429	7
3	118	Dan Chappell	Yamaha	600	8	15:20.646	5.217	2.366	1:53.280	85.551	84.212	6
4	66	Dan Bray	Kawasaki	600	8	15:25.269	9.840	4.623	1:53.323	85.518	83.791	10
5	4	Tom McHale	Honda	600	8	15:28.172	12.743	2.903	1:53.670	85.257	83.529	4
6	19	Andrew Dudgeon	Kawasaki	600	8	15:28.309	12.880	0.137	1:53.835	85.134	83.517	8
7	16	Craig Sproston	Yamaha	600	8	15:30.416	14.987	2.107	1:54.456	84.672	83.328	2
8	22	Richard McNeil	Suzuki	600	8	15:32.122	16.693	1.706	1:54.617	84.553	83.175	1
9	23	Kyle Wilks	Kawasaki	600	8	15:48.028	32.599	15.906	1:55.971	83.566	81.780	9
10	3	Max Symonds	Triumph	675	8	15:54.334	38.905	6.306	1:56.539	83.158	81.239	14
11	7	Marcus Woodbine	Triumph	675	8	15:54.904	39.475	0.570	1:56.590	83.122	81.191	13
12	105	Richard Murray	Honda	600	8	16:10.952	55.523	16.048	1:58.188	81.998	79.849	16
13	212	Pete Weston	Kawasaki	600	8	16:20.444	1:05.015	9.492	1:59.691	80.968	79.076	0
14	111	James Shaw	Honda	600	8	16:20.673	1:05.244	0.229	1:59.711	80.955	79.058	18
15	53	Daniel Hill	Yamaha	600	8	16:23.567	1:08.138	2.894	1:59.790	80.902	78.825	19
16	107	Stephen Greasley	Triumph	675	8	16:36.160	1:20.731	12.593	2:01.147	79.995	77.828	22
17	76	Dan Shailer	Honda	600	8	16:49.977	1:34.548	13.817	2:03.025	78.774	76.764	20
18	52	James Cowton	Honda	600	8	16:56.484	1:41.055	6.507	2:05.116	77.458	76.272	0
19	122	Tim Daisley	Triumph	675	8	16:57.800	1:42.371	1.316	2:02.804	78.916	76.174	21
20	15	Luke Buckingham	Triumph	675	8	17:00.672	1:45.243	2.872	2:04.773	77.671	75.959	24
21	151	Peter Webster	Honda	600	7	15:42.489	1 Lap	1 Lap	2:12.423	73.184	71.978	0
22	12	Paul Martin	Suzuki	600	7	15:51.440	1 Lap	8.951	2:12.161	73.329	71.301	25

Not classified

DNF	51	Adam Oliver	Honda	600	6	11:53.429	DNF		1:53.902	85.084	81.504	5
DNF	96	Callum O'Shea	Honda	600	4	8:03.916	DNF		1:58.754	81.607	80.106	11
DNF	47	Timothy Elwood	Yamaha	600	1	2:22.478	DNF		2:16.486	71.005	68.019	23
DNF	90	Rory Parker	Kawasaki	600	1	2:22.632	DNF			-	67.945	26
DNF	9	Paul Charman	Suzuki	600	1	3:16.897	DNF			-	49.219	0

Margin of Victory	Avg. Speed	Best Lap Tm	Best Spd	Best Lap by
2.851	84.692	1:51.796	86.686	14 - Ben Field

Timekeeper:

Race Director:

Weather / Track: Cloudy / Drying

Results @ [www.sportstimingsservices.com](http://www.sportstimingsservices.com)





Thundersport GB Round 17

Lapchart

MAL Formula 600

Oulton Park 2.692 Miles

Race 10

08/10/2011 15:16

Race started at 15:16:36

Competitors

Laps

	0	1	2	3	4	5	6	7	8
Ben Field (14)	1	14	14	14	14	14	14	14	14
Richard McNeil (22)	2	22	4	4	4	4	118	80	80
Craig Sproston (16)	3	16	16	16	16	118	80	118	118
Tom McHale (4)	4	4	118	118	118	118	80	4	66
Dan Chappell (118)	5	118	22	22	22	22	16	16	66
Adam Oliver (51)	6	51	80	66	80	80	22	19	19
Adam Boyle (80)	7	80	19	80	66	66	19	66	16
Andrew Dudgeon (19)	8	19	66	19	19	19	51	22	22
Kyle Wilks (23)	9	23	51	51	51	51	66	51	23
Dan Bray (66)	10	66	23	23	23	23	23	7	3
Callum O'Shea (96)	11	96	96	96	96	105	3	7	3
Max Symonds (3)	12	3	105	105	7	96	7	3	105
Richard Murray (105)	13	105	3	7	105	7	105	105	111
Daniel Hill (53)	14	53	7	3	3	3	111	111	212
Marcus Woodbine (7)	15	7	111	111	111	111	212	212	53
Dan Shailer (76)	16	76	53	53	53	53	53	53	107
James Shaw (111)	17	111	52	212	212	212	107	107	76
James Cowton (52)	18	52	212	52	52	107	52	76	52
Stephen Greasley (107)	19	107	107	107	107	52	76	52	122
Rory Parker (90)	20	90	76	76	76	76	122	122	15
Paul Charman (9)	21	9	122	122	122	122	15	15	151
Paul Martin (12)	22	12	15	15	15	15	151	151	12
Pete Weston (212)	23	212	47	151	151	151	12	12	
Tim Daisley (122)	24	122	90	12	12	12			
Luke Buckingham (15)	25	15	151						
Peter Webster (151)	26	151	12						
Timothy Elwood (47)	27	47	9						

Timekeeper:

Race Director:

Weather / Track: Cloudy / Drying

Results @ [www.sportstimeservices.com](http://www.sportstimeservices.com)

Printed: 08/10/2011 15:35:31







Thundersport GB Round 17

MAL Formula 600

Oulton Park 2.692 Miles

Race 10

08/10/2011 15:16

Race started at 15:16:36

Lap	Lap Tm	Diff	Time of Day
<b>(14) Ben Field</b>			
1	2:00.161	+8.365	15:18:36.226
2	1:54.309	+2.513	15:20:30.535
3	1:52.003	+0.207	15:22:22.538
4	1:51.817	+0.021	15:24:14.355
5	<b>1:51.796</b>		15:26:06.151
6	1:52.985	+1.189	15:27:59.136
7	1:54.166	+2.370	15:29:53.302
8	1:58.192	+6.396	15:31:51.494

Lap	Lap Tm	Diff	Time of Day
<b>(80) Adam Boyle</b>			
1	1:59.221	+7.368	15:18:38.224
2	1:55.063	+3.210	15:20:33.287
3	1:54.497	+2.644	15:22:27.784
4	1:55.097	+3.244	15:24:22.881
5	1:53.219	+1.366	15:26:16.100
6	1:53.338	+1.485	15:28:09.438
7	1:53.054	+1.201	15:30:02.492
8	<b>1:51.853</b>		15:31:54.345

Lap	Lap Tm	Diff	Time of Day
<b>(118) Dan Chappell</b>			
1	1:58.716	+5.436	15:18:37.642
2	1:55.222	+1.942	15:20:32.864
3	1:54.406	+1.126	15:22:27.270
4	1:54.723	+1.443	15:24:21.993
5	1:53.642	+0.362	15:26:15.635
6	1:53.653	+0.373	15:28:09.288
7	1:54.143	+0.863	15:30:03.431
8	<b>1:53.280</b>		15:31:56.711

Lap	Lap Tm	Diff	Time of Day
<b>(66) Dan Bray</b>			
1	2:00.245	+6.922	15:18:39.790
2	1:53.332	+0.009	15:20:33.122
3	1:54.967	+1.644	15:22:28.089
4	1:54.957	+1.634	15:24:23.046
5	1:57.832	+4.509	15:26:20.878
6	<b>1:53.323</b>		15:28:14.201
7	1:53.375	+0.052	15:30:07.576
8	1:53.758	+0.435	15:32:01.334

Lap	Lap Tm	Diff	Time of Day
<b>(4) Tom McHale</b>			
1	1:58.785	+5.115	15:18:36.952
2	1:54.715	+1.045	15:20:31.667
3	<b>1:53.670</b>		15:22:25.337
4	1:54.840	+1.170	15:24:20.177
5	1:55.227	+1.557	15:26:15.404
6	1:55.458	+1.788	15:28:10.862
7	1:56.366	+2.696	15:30:07.228
8	1:57.009	+3.339	15:32:04.237

Lap	Lap Tm	Diff	Time of Day
<b>(19) Andrew Dudgeon</b>			
1	2:00.262	+6.427	15:18:39.457
2	1:56.316	+2.481	15:20:35.773
3	1:55.616	+1.781	15:22:31.389
4	1:54.769	+0.934	15:24:26.158
5	<b>1:53.835</b>		15:26:19.993
6	1:54.124	+0.289	15:28:14.117
7	1:54.080	+0.245	15:30:08.197
8	1:56.177	+2.342	15:32:04.374

Lap	Lap Tm	Diff	Time of Day
<b>(16) Craig Sproston</b>			
1	2:00.952	+6.496	15:18:37.050
2	1:54.686	+0.230	15:20:31.736
3	1:55.012	+0.556	15:22:26.748
4	<b>1:54.456</b>		15:24:21.204
5	1:55.833	+1.377	15:26:17.037
6	1:55.352	+0.896	15:28:12.389
7	1:57.760	+3.304	15:30:10.149
8	1:56.332	+1.876	15:32:06.481

Lap	Lap Tm	Diff	Time of Day
<b>(22) Richard McNeil</b>			
1	2:01.809	+7.192	15:18:37.901
2	1:55.095	+0.478	15:20:32.996
3	<b>1:54.617</b>		15:22:27.613
4	1:55.191	+0.574	15:24:22.804
5	1:55.278	+0.661	15:26:18.082
6	1:56.534	+1.917	15:28:14.616
7	1:56.878	+2.261	15:30:11.494
8	1:56.693	+2.076	15:32:08.187

Lap	Lap Tm	Diff	Time of Day
<b>(23) Kyle Wilks</b>			
1	2:01.697	+5.726	15:18:41.143
2	1:57.480	+1.509	15:20:38.623
3	1:58.203	+2.232	15:22:36.826
4	1:58.814	+2.843	15:24:35.640
5	1:57.890	+1.919	15:26:33.530
6	1:56.813	+0.842	15:28:30.343
7	<b>1:55.971</b>		15:30:26.314
8	1:57.779	+1.808	15:32:24.093

Lap	Lap Tm	Diff	Time of Day
<b>(3) Max Symonds</b>			
1	2:03.628	+7.089	15:18:43.639
2	1:59.520	+2.981	15:20:43.159
3	1:58.785	+2.246	15:22:41.944
4	1:58.676	+2.137	15:24:40.620
5	1:58.557	+2.018	15:26:39.177
6	1:57.623	+1.084	15:28:36.800
7	<b>1:56.539</b>		15:30:33.339
8	1:57.060	+0.521	15:32:30.399

Lap	Lap Tm	Diff	Time of Day
<b>(7) Marcus Woodbine</b>			
1	2:03.674	+7.084	15:18:44.095
2	1:58.691	+2.101	15:20:42.786
3	1:58.645	+2.055	15:22:41.431
4	1:59.033	+2.443	15:24:40.464
5	1:58.746	+2.156	15:26:39.210
6	1:57.328	+0.738	15:28:36.538
7	<b>1:56.590</b>		15:30:33.128
8	1:57.841	+1.251	15:32:30.969

Lap	Lap Tm	Diff	Time of Day
<b>(105) Richard Murray</b>			
1	2:02.733	+4.545	15:18:42.755
2	1:59.712	+1.524	15:20:42.467
3	1:59.063	+0.875	15:22:41.530
4	<b>1:58.188</b>		15:24:39.718
5	2:04.417	+6.229	15:26:44.135
6	1:59.496	+1.308	15:28:43.631
7	1:59.362	+1.174	15:30:42.993
8	2:04.024	+5.836	15:32:47.017

<b>(212) Pete Weston</b>			
--------------------------	--	--	--

Lap	Lap Tm	Diff	Time of Day
1	2:08.635	+8.944	15:18:50.032
2	2:03.817	+4.126	15:20:53.849
3	2:02.632	+2.941	15:22:56.481
4	<b>1:59.691</b>		15:24:56.172
5	1:59.724	+0.033	15:26:55.896
6	1:59.840	+0.149	15:28:55.736
7	2:00.150	+0.459	15:30:55.886
8	2:00.623	+0.932	15:32:56.509

Lap	Lap Tm	Diff	Time of Day
<b>(111) James Shaw</b>			
1	2:06.693	+6.982	15:18:47.449
2	2:02.600	+2.889	15:20:50.049
3	2:03.110	+3.399	15:22:53.159
4	2:01.368	+1.657	15:24:54.527
5	2:01.030	+1.319	15:26:55.557
6	<b>1:59.711</b>		15:28:55.268
7	2:00.521	+0.810	15:30:55.789
8	2:00.949	+1.238	15:32:56.738

Lap	Lap Tm	Diff	Time of Day
<b>(53) Daniel Hill</b>			
1	2:07.403	+7.613	15:18:47.669
2	2:02.742	+2.952	15:20:50.411
3	2:03.388	+3.598	15:22:53.799
4	2:01.771	+1.981	15:24:55.570
5	2:00.739	+0.949	15:26:56.309
6	2:00.651	+0.861	15:28:56.960
7	<b>1:59.790</b>		15:30:56.750
8	2:02.882	+3.092	15:32:59.632

Lap	Lap Tm	Diff	Time of Day
<b>(107) Stephen Greasley</b>			
1	2:10.336	+9.189	15:18:51.450
2	2:05.091	+3.944	15:20:56.541
3	2:05.455	+4.308	15:23:01.996
4	2:02.884	+1.737	15:25:04.880
5	2:02.576	+1.429	15:27:07.456
6	2:02.207	+1.060	15:29:09.663
7	<b>2:01.147</b>		15:31:10.810
8	2:01.415	+0.268	15:33:12.225

Lap	Lap Tm	Diff	Time of Day
<b>(76) Dan Shailer</b>			
1	2:13.336	+10.311	15:18:54.084
2	2:06.758	+3.733	15:21:00.842
3	2:05.747	+2.722	15:23:06.589
4	2:05.138	+2.113	15:25:11.727
5	2:03.617	+0.592	15:27:15.344
6	2:03.254	+0.229	15:29:18.598
7	<b>2:03.025</b>		15:31:21.623
8	2:04.419	+1.394	15:33:26.042

Lap	Lap Tm	Diff	Time of Day
<b>(52) James Cowton</b>			
1	2:08.842	+3.726	15:18:49.754
2	2:05.945	+0.829	15:20:55.699
3	2:06.065	+0.949	15:23:01.764
4	2:06.102	+0.986	15:25:07.866
5	2:06.214	+1.098	15:27:14.080
6	2:06.717	+1.601	15:29:20.797
7	<b>2:05.116</b>		15:31:25.913
8	2:06.636	+1.520	15:33:32.549

<b>(122) Tim Daisley</b>			
1	2:13.211	+10.407	15:18:54.703

Timekeeper:

Race Director:

Weather / Track: Cloudy / Drying

Results @ [www.sportstimingservices.com](http://www.sportstimingservices.com)

Printed: 08/10/2011 15:36:12





Thundersport GB Round 17

MAL Formula 600

Oulton Park 2.692 Miles

Race 10

08/10/2011 15:16

Race started at 15:16:36

Lap	Lap Tm	Diff	Time of Day
2	2:07.769	+4.965	15:21:02.472
3	2:06.401	+3.597	15:23:08.873
4	2:05.663	+2.859	15:25:14.536
5	2:05.376	+2.572	15:27:19.912
6	2:06.454	+3.650	15:29:26.366
7	2:04.695	+1.891	15:31:31.061
8	<b>2:02.804</b>		15:33:33.865
<b>(15) Luke Buckingham</b>			
1	2:14.128	+9.355	15:18:55.685
2	2:07.389	+2.616	15:21:03.074
3	2:06.372	+1.599	15:23:09.446
4	2:05.614	+0.841	15:25:15.060
5	2:05.464	+0.691	15:27:20.524
6	2:06.412	+1.639	15:29:26.936
7	<b>2:04.773</b>		15:31:31.709
8	2:05.028	+0.255	15:33:36.737
<b>(151) Peter Webster</b>			
1	2:17.698	+5.275	15:18:59.261
2	2:12.989	+0.566	15:21:12.250
3	2:13.379	+0.956	15:23:25.629
4	2:13.353	+0.930	15:25:38.982
5	2:13.350	+0.927	15:27:52.332
6	<b>2:12.423</b>		15:30:04.755
7	2:13.799	+1.376	15:32:18.554
<b>(12) Paul Martin</b>			
1	2:22.805	+10.644	15:19:04.146
2	2:16.445	+4.284	15:21:20.591
3	2:15.871	+3.710	15:23:36.462
4	2:12.353	+0.192	15:25:48.815
5	2:12.541	+0.380	15:28:01.356
6	<b>2:12.161</b>		15:30:13.517
7	2:13.988	+1.827	15:32:27.505
<b>(51) Adam Oliver</b>			
1	2:01.427	+7.525	15:18:40.388
2	1:55.669	+1.767	15:20:36.057
3	1:55.633	+1.731	15:22:31.690
4	1:54.643	+0.741	15:24:26.333
5	<b>1:53.902</b>		15:26:20.235
6	2:09.259	+15.357	15:28:29.495
<b>(96) Callum O'Shea</b>			
1	2:02.212	+3.458	15:18:41.946
2	2:00.348	+1.594	15:20:42.294
3	<b>1:58.754</b>		15:22:41.048
4	1:58.933	+0.179	15:24:39.981
<b>(47) Timothy Elwood</b>			
1	<b>2:16.486</b>		15:18:58.543
<b>(90) Rory Parker</b>			
1	2:17.550	-3:58:37.224	15:18:58.698
<b>(9) Paul Charman</b>			
1	3:11.750	-3:57:43.024	15:19:52.963

Lap Lap Tm Diff Time of Day

Lap Lap Tm Diff Time of Day

Timekeeper:

Race Director:

Weather / Track: Cloudy / Drying

Results @ [www.sportstimingservices.com](http://www.sportstimingservices.com)





Thundersport GB Rounds 17 & 18

Sorted on Best Lap time

Morello Services GP1

Oulton Park 2.692 Miles

Qualifying

07/10/2011 15:02

Practice started at 15:02:00

Pos	No.	Name	Bike	CC	Best Tm	Best Spd	Gap	Diff - Ldr.	In Lap	2nd Best
1	99	Michael Robertson	Kawasaki	1000S	1:55.874	83.636			7	1:56.097
2	56	John Ingram	Suzuki	1000S	1:56.480	83.201	0.606	0.606	8	1:56.735
3	30	Ian Mackman	Suzuki	1000S	1:56.574	83.133	0.094	0.700	4	1:56.617
4	1	Philip Crowe	BMW	1000	1:56.841	82.943	0.267	0.967	4	4:28.074
5	19	Mike Dickinson	BMW	1000	1:56.964	82.856	0.123	1.090	4	1:56.983
6	22	Richard McNeil	Suzuki	600	1:57.852	82.232	0.888	1.978	6	1:58.778
7	2	Peter Baker	Suzuki	1000	1:58.001	82.128	0.149	2.127	7	1:58.051
8	3	Adrian Clark	Honda	1000	1:58.232	81.968	0.231	2.358	7	1:58.257
9	111	Alex Heaton	Ducati	1198S	1:59.047	81.407	0.815	3.173	7	1:59.540
10	77	Lee Reveley	Ducati	1098T	1:59.557	81.059	0.510	3.683	7	2:02.098
11	21	Chris Barnes	Honda	1000S	2:00.273	80.577	0.716	4.399	7	2:01.068
12	61	Norman Brunton	Yamaha	1000S	2:00.312	80.551	0.039	4.438	6	2:01.105
13	24	Sam Walker	Suzuki	1000	2:00.789	80.232	0.477	4.915	7	2:01.274
14	69	Bryan Campbell	Honda	1000S	2:00.957	80.121	0.168	5.083	4	2:01.691
15	141	Andrew Haines	Yamaha	1000S	2:01.090	80.033	0.133	5.216	4	2:02.200
16	38	Chris Lacy	Suzuki	1000	2:01.163	79.985	0.073	5.289	6	2:02.979
17	11	Nico Mawhinney	Suzuki	1000S	2:02.767	78.940	1.604	6.893	5	2:03.040
18	55	Donald MacFadyen	BMW	1000	2:03.265	78.621	0.498	7.391	8	2:03.493
19	157	Angelo DeRosa	Yamaha	1000	2:03.293	78.603	0.028	7.419	4	2:04.593
20	72	Shay Burton	BMW	1000S	2:03.350	78.567	0.057	7.476	4	2:04.267
21	95	Jamie Wilkins	Kawasaki	1000S	2:03.417	78.524	0.067	7.543	8	2:04.454
22	23	Joe Faragher	Suzuki	1000S	2:03.765	78.303	0.348	7.891	2	2:05.081
23	92	Russ Mountford	Honda	1000	2:04.749	77.686	0.984	8.875	5	2:04.808
24	73	Simon Wright	Yamaha	1000	2:05.512	77.213	0.763	9.638	7	2:05.665
25	71	Jimmy Nixon	Honda	1000S	2:05.588	77.167	0.076	9.714	8	2:06.134
26	76	Jason Byard	Suzuki	1000S	2:06.018	76.903	0.430	10.144	4	2:06.820
27	28	Mike Walker	Ducati	999T	2:08.594	75.363	2.576	12.720	4	2:14.156
28	48	Andrew Belby	Honda	1000	2:08.980	75.137	0.386	13.106	7	2:09.529
29	142	Kevin Spence	Honda	1000	2:09.336	74.930	0.356	13.462	4	2:09.561
30	149	Steven Jones	Suzuki	1000	2:11.399	73.754	2.063	15.525	6	2:11.677
31	49	Alan Singh	Honda	1000	2:11.418	73.743	0.019	15.544	5	2:11.458
32	127	Peter Wilson	Suzuki	1000	2:14.031	72.306	2.613	18.157	2	
33	51	Charlie Flett	Ducati	1098T	2:14.061	72.289	0.030	18.187	2	2:17.695
34	84	Dave Twyford	Yamaha	1000S	8:47.425	18.375	3:33.364	6:51.551	2	
35	18	Tom Webb	Suzuki	1000S		-			0	

Announcements

\*\* No 1 - Lap 3 disallowed - cutting chicane\*\*

Timekeeper:

Race Director:

Weather / Track: Raining / Wet

Results @ [www.sportstimingservices.com](http://www.sportstimingservices.com)

Printed: 07/10/2011 15:26:23






Thundersport GB Rounds 17 & 18

Morello Services GP1

Oulton Park 2.692 Miles

Race 4 & 12

Race



POLE POSITION

	1	2	3	4
1	99	56	30	1
2	19	22	2	3
3	111	77	21	61
4	24	69	141	38
5	11	55	157	72
6	95	23	92	73
7	71	76	28	48
8	142	149	49	127
9	51	84	18	

Timekeeper:  
 Race Director:  
 Weather / Track:  
 Results @ [www.sportstimeservices.com](http://www.sportstimeservices.com)





Thundersport GB Rounds 17 & 18

Sorted on Best Lap time

GP1 & Streetfighter A

Oulton Park 2.692 Miles

Warm up

08/10/2011 09:28

Practice started at 9:28:38

Pos	No.	Name	Bike	CC	Best Tm	Best Spd	Gap	Diff - Ldr.	In Lap	2nd Best
1	19	Mike Dickinson	BMW	1000	1:55.638	83.806			5	1:56.941
2	56	John Ingram	Suzuki	1000S	1:57.042	82.801	1.404	1.404	4	1:57.829
3	1	Philip Crowe	BMW	1000	1:58.735	81.620	1.693	3.097	3	1:58.757
4	3	Adrian Clark	Honda	1000	1:59.679	80.977	0.944	4.041	5	2:00.313
5	30	Ian Mackman	Suzuki	1000S	1:59.781	80.908	0.102	4.143	5	2:00.308
6	99	Michael Robertson	Kawasaki	1000S	2:00.024	80.744	0.243	4.386	4	2:00.383
7	2	Peter Baker	Suzuki	1000	2:00.808	80.220	0.784	5.170	3	2:03.684
8	72	Shay Burton	BMW	1000S	2:02.218	79.294	1.410	6.580	5	2:04.117
9	61	Norman Brunton	Yamaha	1000S	2:02.268	79.262	0.050	6.630	5	2:03.836
10	95	Jamie Wilkins	Kawasaki	1000S	2:02.630	79.028	0.362	6.992	5	2:03.553
11	55	Donald MacFadyen	BMW	1000	2:03.222	78.648	0.592	7.584	5	2:03.683
12	28	Mike Walker	Ducati	999T	2:03.651	78.375	0.429	8.013	4	2:08.850
13	73	Simon Wright	Yamaha	1000	2:03.836	78.258	0.185	8.198	3	2:04.437
14	111	Alex Heaton	Ducati	1198S	2:03.852	78.248	0.016	8.214	2	2:12.448
15	21	Chris Barnes	Honda	1000S	2:04.268	77.986	0.416	8.630	2	2:17.713
16	11	Nico Mawhinney	Suzuki	1000S	2:04.498	77.842	0.230	8.860	4	2:08.235
17	157	Angelo DeRosa	Yamaha	1000	2:04.626	77.762	0.128	8.988	3	2:23.384
18	24	Sam Walker	Suzuki	1000	2:04.716	77.706	0.090	9.078	5	2:06.026
19	141	Andrew Haines	Yamaha	1000S	2:05.220	77.393	0.504	9.582	4	2:10.066
20	77	Lee Reveley	Ducati	1098T	2:06.407	76.667	1.187	10.769	5	2:06.654
21	63	Kevin Davies	Suzuki	1000S	2:08.326	75.520	1.919	12.688	5	2:11.586
22	23	Joe Faragher	Suzuki	1000S	2:10.525	74.248	2.199	14.887	4	2:13.464
23	40	Keith Smith	Aprilia	1000 A	2:10.714	74.140	0.189	15.076	4	2:14.074
24	33	Andy Denyer	Triumph	675 A	2:12.053	73.389	1.339	16.415	2	2:20.468
25	76	Jason Byard	Suzuki	1000S	2:12.065	73.382	0.012	16.427	4	2:13.595
26	69	Bryan Campbell	Honda	1000S	2:13.676	72.498	1.611	18.038	3	2:16.524
27	48	Andrew Belby	Honda	1000	2:14.000	72.322	0.324	18.362	3	2:15.546
28	52	Sean Goldsmith	MV Augusta	750 A	2:14.830	71.877	0.830	19.192	3	2:15.451
29	149	Steven Jones	Suzuki	1000	2:15.834	71.346	1.004	20.196	2	2:25.853
30	56	Steve Bradbury	Aprilia	1000 A	2:16.413	71.043	0.579	20.775	2	2:18.850
31	54	Brent Millage	Yamaha	600 A	2:17.122	70.676	0.709	21.484	4	2:17.186
32	38	Chris Lacy	Suzuki	1000	2:18.292	70.078	1.170	22.654	2	2:27.168
33	142	Kevin Spence	Honda	1000	2:31.743	63.866	13.451	36.105	1	5:05.404
34	39	Al Brown	Yamaha	600 A	2:34.532	62.713	2.789	38.894	3	2:35.136
35	51	Charlie Flett	Ducati	1098T		-			0	

Announcements

\*\* No 49 & 71 - No Transponder\*\*

Timekeeper:

Race Director:

Weather / Track: Rain / Wet

Results @ [www.sportstimingservices.com](http://www.sportstimingservices.com)

Printed: 08/10/2011 09:40:59







Thundersport GB Round 17

Sorted on Laps

Morello Services GP1

Oulton Park 2.692 Miles

Race 4

08/10/2011 12:04

Race started at 12:04:38

Pos	No.	Name	Bike	CC	Laps	Total Tm	Diff	Gap	Best Tm	Best Spd	Avg. Spd	Start Pos
1	56	John Ingram	Suzuki	1000	7	13:17.810			1:52.856	85.872	85.031	2
2	<b>99</b>	Michael Robertson	<b>Kawasaki</b>	<b>1000S</b>	7	13:19.939	2.129	2.129	<b>1:52.256</b>	<b>86.331</b>	84.804	1
3	2	Peter Baker	Suzuki	1000	7	13:23.845	6.035	3.906	1:52.568	86.092	84.392	7
4	19	Mike Dickinson	BMW	1000	7	13:24.711	6.901	0.866	1:52.517	86.131	84.302	5
5	30	Ian Mackman	Suzuki	1000S	7	13:26.167	8.357	1.456	1:53.226	85.592	84.149	3
6	22	Richard McNeil	Suzuki	600	7	13:30.668	12.858	4.501	1:54.627	84.546	83.682	6
7	1	Philip Crowe	BMW	1000	7	13:38.396	20.586	7.728	1:55.075	84.216	82.892	4
8	69	Bryan Campbell	Honda	1000S	7	13:50.851	33.041	12.455	1:55.294	84.056	81.649	14
9	61	Norman Brunton	Yamaha	1000S	7	13:56.475	38.665	5.624	1:55.063	84.225	81.100	12
10	111	Alex Heaton	Ducati	1198S	7	13:57.795	39.985	1.320	1:56.745	83.012	80.973	9
11	55	Donald MacFadyen	BMW	1000	7	14:02.069	44.259	4.274	1:56.653	83.077	80.562	18
12	95	Jamie Wilkins	Kawasaki	1000S	7	14:03.119	45.309	1.050	1:57.317	82.607	80.461	21
13	11	Nico Mawhinney	Suzuki	1000S	7	14:04.319	46.509	1.200	1:57.069	82.782	80.347	17
14	141	Andrew Haines	Yamaha	1000S	7	14:04.527	46.717	0.208	1:57.033	82.807	80.327	15
15	28	Mike Walker	Ducati	999T	7	14:04.689	46.879	0.162	1:56.870	82.923	80.312	27
16	21	Chris Barnes	Honda	1000S	7	14:05.883	48.073	1.194	1:57.552	82.442	80.198	11
17	77	Lee Reveley	Ducati	1098T	7	14:06.440	48.630	0.557	1:57.448	82.515	80.146	10
18	24	Sam Walker	Suzuki	1000	7	14:06.703	48.893	0.263	1:57.400	82.549	80.121	13
19	38	Chris Lacy	Suzuki	1000	7	14:09.541	51.731	2.838	1:57.858	82.228	79.853	16
20	71	Jimmy Nixon	Honda	1000S	7	14:31.043	1:13.233	21.502	2:01.008	80.087	77.882	25
21	23	Joe Faragher	Suzuki	1000S	7	14:38.985	1:21.175	7.942	2:01.112	80.018	77.178	22
22	63	Kevin Davies	Suzuki	1000S	7	14:41.142	1:23.332	2.157	2:00.382	80.504	76.989	0
23	48	Andrew Belby	Honda	1000	7	14:52.383	1:34.573	11.241	2:03.030	78.771	76.019	28
24	142	Kevin Spence	Honda	1000	7	14:58.271	1:40.461	5.888	2:04.326	77.950	75.521	29
25	84	Dave Twyford	Yamaha	1000S	7	15:14.050	1:56.240	15.779	2:05.747	77.069	74.217	34
26	51	Charlie Flett	Ducati	1098T	6	13:38.525	1 Lap	1 Lap	2:12.936	72.901	71.039	33
Not classified												
DNF	73	Simon Wright	Yamaha	1000	4	8:15.465	DNF		1:59.460	81.125	78.239	24
DNF	76	Jason Byard	Suzuki	1000S	2	4:20.121	DNF		2:06.248	76.763	74.513	26
DNF	49	Alan Singh	Honda	1000	2	4:26.692	DNF		2:07.283	76.139	72.677	31
DNF	149	Steven Jones	Suzuki	1000	1	2:22.229	DNF		2:15.170	71.696	68.138	30
DNF	3	Adrian Clark	Honda	1000		3.293	DNF		-	-	-	8
DNF	157	Angelo DeRosa	Yamaha	1000		5.050	DNF		-	-	-	19

Margin of Victory	Avg. Speed	Best Lap Tm	Best Spd	Best Lap by
2.129	85.031	1:52.256	86.331	99 - Michael Robertson

Timekeeper:

Race Director:

Weather / Track: Cloudy / Wet

Results @ [www.sportstimingsservices.com](http://www.sportstimingsservices.com)







# Thundersport GB Round 17

# Lapchart

Morello Services GP1

Oulton Park 2.692 Miles

Race 4

08/10/2011 12:04

Race started at 12:04:38

### Competitors

### Laps

	0	1	2	3	4	5	6	7
Ian Mackman (30)	1	30	56	56	56	56	56	56
Michael Robertson (99)	2	99	22	22	30	99	99	99
John Ingram (56)	3	56	30	30	99	30	2	2
Philip Crowe (1)	4	1	1	99	22	2	2	30
Mike Dickinson (19)	5	19	99	2	2	22	19	19
Richard McNeil (22)	6	22	2	1	19	19	22	22
Adrian Clark (3)	7	3	19	19	1	1	1	1
Peter Baker (2)	8	2	111	111	111	69	69	69
Alex Heaton (111)	9	111	21	69	69	111	111	61
Chris Barnes (21)	10	21	69	21	55	61	61	111
Lee Reveley (77)	11	77	61	55	61	55	55	55
Norman Brunton (61)	12	61	55	61	21	141	95	95
Sam Walker (24)	13	24	141	141	141	21	141	11
Bryan Campbell (69)	14	69	11	11	11	95	21	141
Andrew Haines (141)	15	141	77	77	95	11	11	28
Chris Lacy (38)	16	38	95	95	77	77	77	21
Nico Mawhinney (11)	17	11	24	24	24	28	28	77
Donald MacFadyen (55)	18	55	38	38	28	24	24	24
Jamie Wilkins (95)	19	95	71	28	38	38	38	38
Joe Faragher (23)	20	23	76	73	73	73	71	71
Angelo DeRosa (157)	21	157	73	71	71	71	23	23
Jimmy Nixon (71)	22	71	28	76	23	23	63	63
Jason Byard (76)	23	76	23	23	63	63	48	48
Simon Wright (73)	24	73	49	49	48	48	142	142
Kevin Spence (142)	25	142	48	48	142	142	84	84
Mike Walker (28)	26	28	63	63	84	84	51	51
Andrew Belby (48)	27	48	142	142	51	51		
Dave Twyford (84)	28	84	149	84				
Alan Singh (49)	29	49	84	51				
Charlie Flett (51)	30	51	51					
Kevin Davies (63)	31	63						
Steven Jones (149)	32	149						

Timekeeper:

Race Director:

Weather / Track: Cloudy / Wet

Results @ [www.sportstimeservices.com](http://www.sportstimeservices.com)

Printed: 08/10/2011 12:22:31





Thundersport GB Round 17

Morello Services GP1

Oulton Park 2.692 Miles

Race 4

08/10/2011 12:04

Race started at 12:04:38

Lap	Lap Tm	Diff	Time of Day
<b>(56) John Ingram</b>			
1	1:57.330	+4.474	12:06:37.900
2	1:53.571	+0.715	12:08:31.471
3	1:52.943	+0.087	12:10:24.414
4	<b>1:52.856</b>		12:12:17.270
5	1:53.080	+0.224	12:14:10.350
6	1:52.866	+0.010	12:16:03.216
7	1:52.953	+0.097	12:17:56.169

<b>(99) Michael Robertson</b>			
1	2:01.691	+9.435	12:06:40.055
2	1:54.444	+2.188	12:08:34.499
3	1:54.035	+1.779	12:10:28.534
4	1:52.684	+0.428	12:12:21.218
5	1:52.379	+0.123	12:14:13.597
6	1:52.445	+0.189	12:16:06.042
7	<b>1:52.256</b>		12:17:58.298

<b>(2) Peter Baker</b>			
1	1:58.852	+6.284	12:06:40.586
2	1:54.253	+1.685	12:08:34.839
3	1:54.449	+1.881	12:10:29.288
4	1:54.041	+1.473	12:12:23.329
5	<b>1:52.568</b>		12:14:15.897
6	1:53.210	+0.642	12:16:09.107
7	1:53.097	+0.529	12:18:02.204

<b>(19) Mike Dickinson</b>			
1	2:00.226	+7.709	12:06:41.633
2	1:54.608	+2.091	12:08:36.241
3	1:53.776	+1.259	12:10:30.017
4	1:53.776	+1.259	12:12:23.793
5	1:53.466	+0.949	12:14:17.259
6	<b>1:52.517</b>		12:16:09.776
7	1:53.294	+0.777	12:18:03.070

<b>(30) Ian Mackman</b>			
1	2:01.262	+8.036	12:06:39.621
2	1:54.392	+1.166	12:08:34.013
3	1:54.153	+0.927	12:10:28.166
4	1:53.758	+0.532	12:12:21.924
5	<b>1:53.226</b>		12:14:15.150
6	1:54.569	+1.343	12:16:09.719
7	1:54.807	+1.581	12:18:04.526

<b>(22) Richard McNeil</b>			
1	1:57.530	+2.903	12:06:39.049
2	1:54.783	+0.156	12:08:33.832
3	1:55.046	+0.419	12:10:28.878
4	1:54.722	+0.095	12:12:23.600
5	1:55.204	+0.577	12:14:18.804
6	<b>1:54.627</b>		12:16:13.431
7	1:55.596	+0.969	12:18:09.027

<b>(1) Philip Crowe</b>			
1	1:58.997	+3.922	12:06:40.015
2	1:55.295	+0.220	12:08:35.310
3	<b>1:55.075</b>		12:10:30.385
4	1:55.848	+0.773	12:12:26.233
5	1:55.907	+0.832	12:14:22.140

6	1:56.316	+1.241	12:16:18.456
7	1:58.299	+3.224	12:18:16.755

<b>(69) Bryan Campbell</b>			
1	2:03.532	+8.238	12:06:46.276
2	1:59.282	+3.988	12:08:45.558
3	1:58.491	+3.197	12:10:44.049
4	1:56.384	+1.090	12:12:40.433
5	<b>1:55.294</b>		12:14:35.727
6	1:56.728	+1.434	12:16:32.455
7	1:56.755	+1.461	12:18:29.210

<b>(61) Norman Brunton</b>			
1	2:04.831	+9.768	12:06:47.247
2	2:01.103	+6.040	12:08:48.350
3	1:58.893	+3.830	12:10:47.243
4	1:59.509	+4.446	12:12:46.752
5	1:56.511	+1.448	12:14:43.263
6	<b>1:55.063</b>		12:16:38.326
7	1:56.508	+1.445	12:18:34.834

<b>(111) Alex Heaton</b>			
1	2:02.498	+5.753	12:06:44.632
2	1:59.697	+2.952	12:08:44.329
3	1:59.625	+2.880	12:10:43.954
4	2:00.089	+3.344	12:12:44.043
5	1:58.431	+1.686	12:14:42.474
6	1:56.935	+0.190	12:16:39.409
7	<b>1:56.745</b>		12:18:36.154

<b>(55) Donald MacFadyen</b>			
1	2:04.145	+7.492	12:06:47.342
2	2:00.052	+3.399	12:08:47.394
3	1:59.002	+2.349	12:10:46.396
4	2:00.902	+4.249	12:12:47.298
5	1:58.641	+1.988	12:14:45.939
6	1:57.836	+1.183	12:16:43.775
7	<b>1:56.653</b>		12:18:40.428

<b>(95) Jamie Wilkins</b>			
1	2:06.597	+9.280	12:06:49.997
2	2:01.306	+3.989	12:08:51.303
3	1:58.948	+1.631	12:10:50.251
4	1:58.344	+1.027	12:12:48.595
5	1:58.248	+0.931	12:14:46.843
6	<b>1:57.317</b>		12:16:44.160
7	1:57.318	+0.001	12:18:41.478

<b>(11) Nico Mawhinney</b>			
1	2:05.316	+8.247	12:06:48.365
2	2:01.367	+4.298	12:08:49.732
3	1:59.162	+2.093	12:10:48.894
4	2:00.061	+2.992	12:12:48.955
5	1:59.465	+2.396	12:14:48.420
6	1:57.189	+0.120	12:16:45.609
7	<b>1:57.069</b>		12:18:42.678

<b>(141) Andrew Haines</b>			
1	2:05.259	+8.226	12:06:48.027
2	2:00.470	+3.437	12:08:48.497
3	1:59.435	+2.402	12:10:47.932

4	1:59.674	+2.641	12:12:47.606
5	1:59.921	+2.888	12:14:47.527
6	1:58.326	+1.293	12:16:45.853
7	<b>1:57.033</b>		12:18:42.886

<b>(28) Mike Walker</b>			
1	2:08.888	+12.018	12:06:52.957
2	2:01.376	+4.506	12:08:54.333
3	1:58.428	+1.558	12:10:52.761
4	1:58.173	+1.303	12:12:50.934
5	1:58.367	+1.497	12:14:49.301
6	<b>1:56.870</b>		12:16:46.171
7	1:56.877	+0.007	12:18:43.048

<b>(21) Chris Barnes</b>			
1	2:03.619	+6.067	12:06:45.819
2	2:01.086	+3.534	12:08:46.905
3	2:00.471	+2.919	12:10:47.376
4	2:00.776	+3.224	12:12:48.152
5	1:59.724	+2.172	12:14:47.876
6	1:58.814	+1.262	12:16:46.690
7	<b>1:57.552</b>		12:18:44.242

<b>(77) Lee Reveley</b>			
1	2:07.268	+9.820	12:06:49.591
2	2:01.405	+3.957	12:08:50.996
3	2:00.647	+3.199	12:10:51.643
4	1:59.138	+1.690	12:12:50.781
5	1:58.191	+0.743	12:14:48.972
6	1:58.379	+0.931	12:16:47.351
7	<b>1:57.448</b>		12:18:44.799

<b>(24) Sam Walker</b>			
1	2:07.671	+10.271	12:06:50.285
2	2:01.404	+4.004	12:08:51.689
3	2:00.169	+2.769	12:10:51.858
4	1:59.900	+2.500	12:12:51.758
5	1:58.479	+1.079	12:14:50.237
6	<b>1:57.400</b>		12:16:47.637
7	1:57.425	+0.025	12:18:45.062

<b>(38) Chris Lacy</b>			
1	2:08.226	+10.368	12:06:51.147
2	2:01.728	+3.870	12:08:52.875
3	2:00.230	+2.372	12:10:53.105
4	1:59.445	+1.587	12:12:52.550
5	1:59.012	+1.154	12:14:51.562
6	<b>1:57.858</b>		12:16:49.420
7	1:58.480	+0.622	12:18:47.900

<b>(71) Jimmy Nixon</b>			
1	2:08.524	+7.516	12:06:52.220
2	2:04.156	+3.148	12:08:56.376
3	2:04.437	+3.429	12:11:00.813
4	2:02.911	+1.903	12:13:03.724
5	2:03.142	+2.134	12:15:06.866
6	<b>2:01.008</b>		12:17:07.874
7	2:01.528	+0.520	12:19:09.402

<b>(23) Joe Faragher</b>			
1	2:12.088	+10.976	12:06:55.493

Timekeeper:

Race Director:

Weather / Track: Cloudy / Wet

Results @ www.sportstimingservices.com





Thundersport GB Round 17

Morello Services GP1

Oulton Park 2.692 Miles

Race 4

08/10/2011 12:02

Race started at 12:04:38



Lap	Lap Tm	Diff	Time of Day
2	2:05.660	+4.548	12:09:01.153
3	2:05.515	+4.403	12:11:06.668
4	2:03.314	+2.202	12:13:09.982
5	2:03.592	+2.480	12:15:13.574
6	2:02.658	+1.546	12:17:16.232
7	<b>2:01.112</b>		12:19:17.344

(63) Kevin Davies

1	2:13.224	+12.842	12:06:58.426
2	2:07.877	+7.495	12:09:06.303
3	2:06.492	+6.110	12:11:12.795
4	2:02.984	+2.602	12:13:15.779
5	2:01.623	+1.241	12:15:17.402
6	<b>2:00.382</b>		12:17:17.784
7	2:01.717	+1.335	12:19:19.501

(48) Andrew Belby

1	2:13.834	+10.804	12:06:58.032
2	2:07.606	+4.576	12:09:05.638
3	2:07.666	+4.636	12:11:13.304
4	2:04.836	+1.806	12:13:18.140
5	2:05.711	+2.681	12:15:23.851
6	2:03.861	+0.831	12:17:27.712
7	<b>2:03.030</b>		12:19:30.742

(142) Kevin Spence

1	2:16.185	+11.859	12:07:00.172
2	2:07.987	+3.661	12:09:08.159
3	2:05.830	+1.504	12:11:13.989
4	2:06.634	+2.308	12:13:20.623
5	2:06.110	+1.784	12:15:26.733
6	<b>2:04.326</b>		12:17:31.059
7	2:05.571	+1.245	12:19:36.630

(84) Dave Twyford

1	2:17.340	+11.593	12:07:01.598
2	2:11.837	+6.090	12:09:13.435
3	2:09.889	+4.142	12:11:23.324
4	2:07.058	+1.311	12:13:30.382
5	2:07.772	+2.025	12:15:38.154
6	<b>2:05.747</b>		12:17:43.901
7	2:08.508	+2.761	12:19:52.409

(51) Charlie Flett

1	2:18.520	+5.584	12:07:03.270
2	2:13.710	+0.774	12:09:16.980
3	2:14.302	+1.366	12:11:31.282
4	<b>2:12.936</b>		12:13:44.218
5	2:15.598	+2.662	12:15:59.816
6	2:17.068	+4.132	12:18:16.884

(73) Simon Wright

1	2:08.649	+9.189	12:06:52.504
2	2:02.394	+2.934	12:08:54.898
3	<b>1:59.460</b>		12:10:54.358
4	1:59.466	+0.006	12:12:53.824

(76) Jason Byard

1	2:08.394	+2.146	12:06:52.232
2	<b>2:06.248</b>		12:08:58.480

Lap	Lap Tm	Diff	Time of Day
(49) Alan Singh			
1	2:13.461	+6.178	12:06:57.768
2	<b>2:07.283</b>		12:09:05.051
(149) Steven Jones			
1	<b>2:15.170</b>		12:07:00.588

Lap	Lap Tm	Diff	Time of Day
-----	--------	------	-------------

Timekeeper:

Race Director:

Weather / Track: Cloudy / Wet

Results @ [www.sportstimingservices.com](http://www.sportstimingservices.com)

Printed: 08/10/2011 12:23:08





Thundersport GB Round 17

Sorted on Laps

Morello Services GP1

Oulton Park 2.692 Miles

Race 12

08/10/2011 16:03

Race started at 16:03:44

Pos	No.	Name	Bike	CC	Laps	Total Tm	Diff	Gap	Best Tm	Best Spd	Avg. Spd	Start Pos
1	99	Michael Robertson	Kawasaki	1000S	8	14:44.772			1:48.779	89.091	87.627	1
2	19	Mike Dickinson	BMW	1000	8	14:50.847	6.075	6.075	1:49.148	88.790	87.029	5
3	1	Philip Crowe	BMW	1000	8	14:58.073	13.301	7.226	1:49.490	88.512	86.329	4
4	3	Adrian Clark	Honda	1000	8	15:00.143	15.371	2.070	1:50.184	87.955	86.130	8
5	56	John Ingram	Suzuki	1000	8	15:00.417	15.645	0.274	1:49.082	88.843	86.104	2
6	30	Ian Mackman	Suzuki	1000S	8	15:00.537	15.765	0.120	1:49.647	88.385	86.093	3
7	61	Norman Brunton	Yamaha	1000S	8	15:20.205	35.433	19.668	1:51.824	86.665	84.253	12
8	69	Bryan Campbell	Honda	1000S	8	15:25.847	41.075	5.642	1:50.644	87.589	83.739	14
9	95	Jamie Wilkins	Kawasaki	1000S	8	15:29.766	44.994	3.919	1:53.493	85.390	83.386	21
10	77	Lee Reveley	Ducati	1098T	8	15:30.241	45.469	0.475	1:54.259	84.818	83.344	10
11	11	Nico Mawhinney	Suzuki	1000S	8	15:31.432	46.660	1.191	1:53.704	85.232	83.237	17
12	21	Chris Barnes	Honda	1000S	8	15:31.585	46.813	0.153	1:52.519	86.129	83.223	11
13	38	Chris Lacy	Suzuki	1000	8	15:35.344	50.572	3.759	1:54.673	84.512	82.889	16
14	63	Kevin Davies	Suzuki	1000S	8	15:51.278	1:06.506	15.934	1:55.154	84.159	81.500	0
15	149	Steven Jones	Suzuki	1000	8	15:56.839	1:12.067	5.561	1:55.550	83.870	81.027	30
16	71	Jimmy Nixon	Honda	1000S	8	15:57.377	1:12.605	0.538	1:55.570	83.856	80.981	25
17	76	Jason Byard	Suzuki	1000S	8	15:57.636	1:12.864	0.259	1:55.755	83.722	80.959	26
18	142	Kevin Spence	Honda	1000	8	16:18.148	1:33.376	20.512	1:59.289	81.241	79.262	29
19	23	Joe Faragher	Suzuki	1000S	8	16:45.847	2:01.075	27.699	1:59.453	81.130	77.079	22
20	48	Andrew Belby	Honda	1000	7	15:18.378	1 Lap	1 Lap	2:05.060	77.492	73.868	28
21	51	Charlie Flett	Ducati	1098T	7	15:43.223	1 Lap	24.845	2:10.781	74.103	71.922	33

Not classified

DNF	28	Mike Walker	Ducati	999T	7	13:56.179	DNF		1:54.136	84.909	81.129	27
DNF	55	Donald MacFadyen	BMW	1000	5	10:15.449	DNF		1:56.270	83.351	78.733	18
DNF	2	Peter Baker	Suzuki	1000	4	7:40.549	DNF		1:52.389	86.229	84.171	7
DNF	141	Andrew Haines	Yamaha	1000S	3	6:00.861	DNF		1:58.024	82.112	80.567	15
DNF	111	Alex Heaton	Ducati	1198S	3	6:11.464	DNF		1:59.557	81.059	78.268	9
DNF	84	Dave Twyford	Yamaha	1000S	3	6:11.907	DNF		2:00.042	80.732	78.174	34
DNF	157	Angelo DeRosa	Yamaha	1000	3	6:51.712	DNF		2:09.889	74.611	70.616	19

Announcements

\*\* No Transponder - No 77\*\*

Margin of Victory	Avg. Speed	Best Lap Tm	Best Spd	Best Lap by
6.075	87.627	1:48.779	89.091	99 - Michael Robertson

Timekeeper:

Race Director:

Weather / Track: Cloudy / Drying

Results @ [www.sportstimingsservices.com](http://www.sportstimingsservices.com)



Printed: 08/10/2011 16:20:42



# Thundersport GB Round 17

# Lapchart

Morello Services GP1

Oulton Park 2.692 Miles

Race 12

08/10/2011 16:03

Race started at 16:03:44

### Competitors

### Laps

	0	1	2	3	4	5	6	7	8
Michael Robertson (99)	1	99	56	56	99	99	99	99	99
Ian Mackman (30)	2	30	99	99	56	56	19	19	19
John Ingram (56)	3	56	19	19	19	19	56	56	1
Philip Crowe (1)	4	1	3	3	3	3	3	1	56
Adrian Clark (3)	5	3	30	1	1	1	1	3	3
Mike Dickinson (19)	6	19	2	30	30	30	30	30	30
Peter Baker (2)	7	2	21	2	2	2	61	61	61
Chris Barnes (21)	8	21	1	21	21	21	21	21	69
Norman Brunton (61)	9	61	61	61	61	61	95	95	69
Bryan Campbell (69)	10	69	38	38	38	38	38	69	95
Chris Lacy (38)	11	38	141	55	95	95	11	11	11
Alex Heaton (111)	12	111	55	141	55	11	69	38	38
Andrew Haines (141)	13	141	11	11	11	69	28	28	63
Nico Mawhinney (11)	14	11	95	95	69	28	63	63	28
Donald MacFadyen (55)	15	55	69	69	28	55	76	149	149
Joe Faragher (23)	16	23	23	28	141	63	149	71	71
Jamie Wilkins (95)	17	95	71	23	76	76	71	76	76
Angelo DeRosa (157)	18	157	28	111	71	149	142	142	23
Jason Byard (76)	19	76	111	71	149	71	55	23	23
Jimmy Nixon (71)	20	71	76	76	63	142	23	48	48
Mike Walker (28)	21	28	84	84	111	23	48	51	51
Andrew Belby (48)	22	48	63	63	84	48	51		
Kevin Spence (142)	23	142	149	149	142	51			
Dave Twyford (84)	24	84	142	142	23	77			
Steven Jones (149)	25	149	51	51	51				
Charlie Flett (51)	26	51	157	157	48				
Kevin Davies (63)	27	63	48	48	157				
Lee Reveley (77)	28	77	77	77	77				

Timekeeper:

Race Director:

Weather / Track: Cloudy / Drying

Results @ [www.sportstimingservices.com](http://www.sportstimingservices.com)

Printed: 08/10/2011 16:22:20







Thundersport GB Round 17

Morello Services GP1

Oulton Park 2.692 Miles

Race 12

08/10/2011 16:03

Race started at 16:03:44

Lap	Lap Tm	Diff	Time of Day
<b>(99) Michael Robertson</b>			
1	1:58.831	+10.052	16:05:43.743
2	1:51.293	+2.514	16:07:35.036
3	1:49.315	+0.536	16:09:24.351
4	1:49.120	+0.341	16:11:13.471
5	1:49.198	+0.419	16:13:02.669
6	1:49.192	+0.413	16:14:51.861
7	<b>1:48.779</b>		16:16:40.640
8	1:49.044	+0.265	16:18:29.684

Lap	Lap Tm	Diff	Time of Day
<b>(19) Mike Dickinson</b>			
1	1:56.496	+7.348	16:05:44.269
2	1:51.120	+1.972	16:07:35.389
3	1:49.487	+0.339	16:09:24.876
4	<b>1:49.148</b>		16:11:14.024
5	1:52.239	+3.091	16:13:06.263
6	1:49.838	+0.690	16:14:56.101
7	1:49.984	+0.836	16:16:46.085
8	1:49.674	+0.526	16:18:35.759

Lap	Lap Tm	Diff	Time of Day
<b>(1) Philip Crowe</b>			
1	1:59.354	+9.864	16:05:46.677
2	1:52.161	+2.671	16:07:38.838
3	1:50.201	+0.711	16:09:29.039
4	1:50.608	+1.118	16:11:19.647
5	1:51.914	+2.424	16:13:11.561
6	1:50.664	+1.174	16:15:02.225
7	<b>1:49.490</b>		16:16:51.715
8	1:51.270	+1.780	16:18:42.985

Lap	Lap Tm	Diff	Time of Day
<b>(3) Adrian Clark</b>			
1	1:57.469	+7.285	16:05:45.193
2	1:50.830	+0.646	16:07:36.023
3	<b>1:50.184</b>		16:09:26.207
4	1:52.268	+2.084	16:11:18.475
5	1:52.374	+2.190	16:13:10.849
6	1:51.576	+1.392	16:15:02.425
7	1:51.844	+1.660	16:16:54.269
8	1:50.786	+0.602	16:18:45.055

Lap	Lap Tm	Diff	Time of Day
<b>(56) John Ingram</b>			
1	1:58.048	+8.966	16:05:43.464
2	1:51.353	+2.271	16:07:34.817
3	1:49.659	+0.577	16:09:24.476
4	<b>1:49.082</b>		16:11:13.558
5	1:53.253	+4.171	16:13:06.811
6	1:54.010	+4.928	16:15:00.821
7	1:52.815	+3.733	16:16:53.636
8	1:51.693	+2.611	16:18:45.329

Lap	Lap Tm	Diff	Time of Day
<b>(30) Ian Mackman</b>			
1	2:00.581	+10.934	16:05:45.540
2	1:53.492	+3.845	16:07:39.032
3	1:51.596	+1.949	16:09:30.628
4	1:51.293	+1.646	16:11:21.921
5	1:51.061	+1.414	16:13:12.982
6	<b>1:49.647</b>		16:15:02.629
7	1:52.215	+2.568	16:16:54.844
8	1:50.605	+0.958	16:18:45.449

Lap	Lap Tm	Diff	Time of Day
<b>(61) Norman Brunton</b>			
1	1:58.852	+7.028	16:05:47.564
2	1:54.480	+2.656	16:07:42.044
3	1:52.391	+0.567	16:09:34.435
4	1:52.902	+1.078	16:11:27.337
5	1:53.113	+1.289	16:13:20.450
6	1:59.264	+7.440	16:15:19.714
7	1:53.579	+1.755	16:17:13.293
8	<b>1:51.824</b>		16:19:05.117

Lap	Lap Tm	Diff	Time of Day
<b>(69) Bryan Campbell</b>			
1	2:04.489	+13.845	16:05:53.401
2	1:56.815	+6.171	16:07:50.216
3	1:54.289	+3.645	16:09:44.505
4	1:54.154	+3.510	16:11:38.659
5	1:55.986	+5.342	16:13:34.645
6	1:52.835	+2.191	16:15:27.480
7	1:52.635	+1.991	16:17:20.115
8	<b>1:50.644</b>		16:19:10.759

Lap	Lap Tm	Diff	Time of Day
<b>(95) Jamie Wilkins</b>			
1	2:02.998	+9.505	16:05:52.708
2	1:55.425	+1.932	16:07:48.133
3	1:54.851	+1.358	16:09:42.984
4	1:54.970	+1.477	16:11:37.954
5	1:55.404	+1.911	16:13:33.358
6	1:53.949	+0.456	16:15:27.307
7	<b>1:53.493</b>		16:17:20.800
8	1:53.878	+0.385	16:19:14.678

Lap	Lap Tm	Diff	Time of Day
<b>(77) Lee Reveley</b>			
1	3:49.081	+1:54.821	16:11:40.524
2	1:54.585	+0.325	16:13:35.109
3	3:45.784	+1:51.525	16:17:20.894
4	<b>1:54.259</b>		16:19:15.153

Lap	Lap Tm	Diff	Time of Day
<b>(11) Nico Mawhinney</b>			
1	2:03.272	+9.568	16:05:52.621
2	1:55.287	+1.583	16:07:47.908
3	1:55.785	+2.081	16:09:43.693
4	1:54.754	+1.050	16:11:38.447
5	1:56.079	+2.375	16:13:34.526
6	1:54.136	+0.432	16:15:28.662
7	1:53.978	+0.274	16:17:22.640
8	<b>1:53.704</b>		16:19:16.344

Lap	Lap Tm	Diff	Time of Day
<b>(21) Chris Barnes</b>			
1	1:58.039	+5.520	16:05:46.476
2	1:53.139	+0.620	16:07:39.615
3	<b>1:52.519</b>		16:09:32.134
4	1:54.003	+1.484	16:11:26.137
5	1:55.456	+2.937	16:13:21.593
6	2:00.011	+7.492	16:15:21.604
7	1:58.370	+5.851	16:17:19.974
8	1:56.523	+4.004	16:19:16.497

Lap	Lap Tm	Diff	Time of Day
<b>(38) Chris Lacy</b>			
1	1:59.066	+4.393	16:05:48.058
2	<b>1:54.673</b>		16:07:42.731
3	1:54.703	+0.030	16:09:37.434
4	1:58.940	+4.267	16:11:36.374

Lap	Lap Tm	Diff	Time of Day
5	1:57.480	+2.807	16:13:33.854
6	1:55.846	+1.173	16:15:29.700
7	1:54.977	+0.304	16:17:24.677
8	1:55.579	+0.906	16:19:20.256

Lap	Lap Tm	Diff	Time of Day
<b>(63) Kevin Davies</b>			
1	2:04.846	+9.692	16:05:56.144
2	2:00.204	+5.050	16:07:56.348
3	2:00.015	+4.861	16:09:56.363
4	1:58.162	+3.008	16:11:54.525
5	1:56.050	+0.896	16:13:50.575
6	1:55.166	+0.012	16:15:45.741
7	<b>1:55.154</b>		16:17:40.895
8	1:55.295	+0.141	16:19:36.190

Lap	Lap Tm	Diff	Time of Day
<b>(149) Steven Jones</b>			
1	2:05.812	+10.262	16:05:56.713
2	1:59.795	+4.245	16:07:56.508
3	1:59.809	+4.259	16:09:56.317
4	1:59.025	+3.475	16:11:55.342
5	1:57.351	+1.801	16:13:52.693
6	1:56.642	+1.092	16:15:49.335
7	1:56.866	+1.316	16:17:46.201
8	<b>1:55.550</b>		16:19:41.751

Lap	Lap Tm	Diff	Time of Day
<b>(71) Jimmy Nixon</b>			
1	2:04.081	+8.511	16:05:54.136
2	2:00.172	+4.602	16:07:54.308
3	2:01.443	+5.873	16:09:55.751
4	2:00.212	+4.642	16:11:55.963
5	1:57.409	+1.839	16:13:53.372
6	1:56.388	+0.818	16:15:49.760
7	1:56.959	+1.389	16:17:46.719
8	<b>1:55.570</b>		16:19:42.289

Lap	Lap Tm	Diff	Time of Day
<b>(76) Jason Byard</b>			
1	2:05.078	+9.323	16:05:55.074
2	2:00.209	+4.454	16:07:55.283
3	2:00.370	+4.615	16:09:55.653
4	1:59.554	+3.799	16:11:55.207
5	1:57.418	+1.663	16:13:52.625
6	1:57.520	+1.765	16:15:50.145
7	1:56.648	+0.893	16:17:46.793
8	<b>1:55.755</b>		16:19:42.548

Lap	Lap Tm	Diff	Time of Day
<b>(142) Kevin Spence</b>			
1	2:06.918	+7.629	16:05:57.310
2	2:00.404	+1.115	16:07:57.714
3	<b>1:59.289</b>		16:09:57.003
4	2:01.224	+1.935	16:11:58.227
5	2:00.609	+1.320	16:13:58.836
6	2:00.528	+1.239	16:15:59.364
7	2:02.300	+3.011	16:18:01.664
8	2:01.396	+2.107	16:20:03.060

Lap	Lap Tm	Diff	Time of Day
<b>(23) Joe Faragher</b>			
1	2:04.038	+4.585	16:05:53.610
2	<b>1:59.453</b>		16:07:53.063
3	2:20.602	+21.149	16:10:13.665
4	2:04.274	+4.821	16:12:17.939
5	2:03.846	+4.393	16:14:21.785

Timekeeper:

Race Director:

Weather / Track: Cloudy / Drying

Results @ [www.sportstimingservices.com](http://www.sportstimingservices.com)







Thundersport GB Round 17

Morello Services GP1

Oulton Park 2.692 Miles

Race 12

08/10/2011 16:03

Race started at 16:03:44



Lap	Lap Tm	Diff	Time of Day
6	2:01.947	+2.494	16:16:23.732
7	2:03.160	+3.707	16:18:26.892
8	2:03.867	+4.414	16:20:30.759

(48) Andrew Belby

1	2:15.797	+10.737	16:06:06.093
2	2:10.386	+5.326	16:08:16.479
3	2:11.159	+6.099	16:10:27.638
4	2:15.387	+10.327	16:12:43.025
5	2:08.675	+3.615	16:14:51.700
6	<b>2:05.060</b>		16:16:56.760
7	2:06.530	+1.470	16:19:03.290

(51) Charlie Flett

1	2:13.136	+2.355	16:06:04.352
2	<b>2:10.781</b>		16:08:15.133
3	2:11.865	+1.084	16:10:26.998
4	2:16.712	+5.931	16:12:43.710
5	2:11.812	+1.031	16:14:55.522
6	2:15.224	+4.443	16:17:10.746
7	2:17.389	+6.608	16:19:28.135

(28) Mike Walker

1	2:04.268	+10.132	16:05:54.559
2	1:56.273	+2.137	16:07:50.832
3	<b>1:54.136</b>		16:09:44.968
4	1:54.730	+0.594	16:11:39.698
5	1:55.096	+0.960	16:13:34.794
6	1:55.777	+1.641	16:15:30.571
7	2:10.520	+16.384	16:17:41.092

(55) Donald MacFadyen

1	2:00.465	+4.195	16:05:49.872
2	1:57.191	+0.921	16:07:47.063
3	<b>1:56.270</b>		16:09:43.333
4	1:58.924	+2.654	16:11:42.257
5	2:18.104	+21.834	16:14:00.362

(2) Peter Baker

1	1:57.887	+5.498	16:05:45.960
2	1:53.532	+1.143	16:07:39.492
3	<b>1:52.389</b>		16:09:31.881
4	1:53.580	+1.191	16:11:25.461

(141) Andrew Haines

1	2:00.457	+2.433	16:05:49.528
2	<b>1:58.024</b>		16:07:47.552
3	1:58.221	+0.197	16:09:45.773

(111) Alex Heaton

1	2:05.578	+6.021	16:05:54.597
2	<b>1:59.557</b>		16:07:54.154
3	2:02.222	+2.665	16:09:56.376

(84) Dave Twyford

1	2:05.312	+5.270	16:05:55.823
2	<b>2:00.042</b>		16:07:55.865
3	2:00.954	+0.912	16:09:56.819

(157) Angelo DeRosa

1	2:15.677	+5.788	16:06:05.577
---	----------	--------	--------------

Lap	Lap Tm	Diff	Time of Day
2	<b>2:09.889</b>		16:08:15.466
3	2:21.158	+11.269	16:10:36.625

Lap	Lap Tm	Diff	Time of Day
-----	--------	------	-------------

Timekeeper:

Race Director:

Weather / Track: Cloudy / Drying

Results @ [www.sportstimingservices.com](http://www.sportstimingservices.com)

Printed: 08/10/2011 16:22:58

