



Thundersport GB Rounds 1 and 2

Sorted on Best Lap time

Aprilia RRV450GP

Brands Hatch 1.199 Miles

Qualifying

03/03/2012 10:45

Practice started at 10:45:26

Pos	No.	Name	Bike	CC	Best Tm	Best Speed	Gap	Diff	In Lap	2nd Best
1	20	Tom Oliver	Aprilia	450	56.964	75.774			7	57.522
2	11	David Allingham	Aprilia	450	57.218	75.438	0.254	0.254	11	57.330
3	99	Jordan Hole	Aprilia	450	57.465	75.114	0.247	0.501	8	57.489
4	54	Sam Cox	Aprilia	450	57.681	74.832	0.216	0.717	9	57.700
5	29	Phil Canessa	Aprilia	450	57.721	74.780	0.040	0.757	12	58.344
6	75	Bradley Jones	Aprilia	450	58.328	74.002	0.607	1.364	7	58.332
7	7	Callan Cooper	Aprilia	450	58.367	73.953	0.039	1.403	11	58.849
8	3	Michael Clifford	Aprilia	450	58.913	73.267	0.546	1.949	6	59.402
9	22	Alex Baker	Aprilia	450	59.503	72.541	0.590	2.539	5	59.985
10	94	Jamie Thackeray	Aprilia	450	59.543	72.492	0.040	2.579	9	1:00.220
11	14	Will Hodgson	Aprilia	450	59.739	72.254	0.196	2.775	12	59.874
12	15	Ross Twyman	Aprilia	450	59.875	72.090	0.136	2.911	7	59.940
13	9	Ben Luxton	Aprilia	450	59.879	72.085	0.004	2.915	6	1:00.192
14	95	Luke Thackeray	Aprilia	450	1:00.077	71.848	0.198	3.113	9	1:00.647
15	34	Louis Dawson	Aprilia	450	1:00.315	71.564	0.238	3.351	3	1:00.336
16	37	Clinton Carver	Aprilia	450	1:00.528	71.312	0.213	3.564	2	1:03.750
17	61	Harry Coomber	Aprilia	450	1:01.835	69.805	1.307	4.871	1	
18	212	Russell Brown	Aprilia	450	1:03.157	68.344	1.322	6.193	5	1:03.198
19	8	Acea Webb	Aprilia	450	1:04.161	67.275	1.004	7.197	8	1:04.366

Timekeeper:

Race Director

Weather / Track: Overcast / Damp Patches

Results @ www.sportstimeservices.com

Printed: 03/03/2012 11:01:58





Thundersport GB Rounds 1 and 2

Aprilia RRV450GP

Brands Hatch 1.199 Miles

Race 4 & 13 - Starting Grid Saturday

03/03/2012

Race



POLE POSITION

	1	2	3	4
1	20	11	99	54
2	29	75	7	3
3	22	94	14	15
4	9	95	34	37
5	61	212	8	

Timekeeper:

Race Director

Weather / Track:

Results @ www.sportstimeservices.com

Printed: 03/03/2012 11:02:37





Thundersport GB Rounds 1 and 2

Sorted on Laps

Aprilia RRV450GP

Brands Hatch 1.199 Miles

Race 4

03/03/2012 12:37

Race started at 12:37:43

Pos	No.	Name	Bike	CC	Laps	Total Tm	Diff	Gap	Best Tm	Best Speed	Avg. Speed	Start Pos
1	20	Tom Oliver	Aprilia	450	12	11:24.759			55.913	77.199	75.642	1
2	11	David Allingham	Aprilia	450	12	11:30.941	6.182	6.182	56.686	76.146	74.966	2
3	7	Callan Cooper	Aprilia	450	12	11:33.104	8.345	2.163	56.629	76.222	74.732	7
4	14	Will Hodgson	Aprilia	450	12	11:33.226	8.467	0.122	56.639	76.209	74.718	11
5	54	Sam Cox	Aprilia	450	12	11:33.305	8.546	0.079	56.457	76.455	74.710	4
6	99	Jordan Hole	Aprilia	450	12	11:33.929	9.170	0.624	56.623	76.231	74.643	3
7	75	Bradley Jones	Aprilia	450	12	11:43.717	18.958	9.788	57.317	75.308	73.605	6
8	15	Ross Twyman	Aprilia	450	12	11:44.937	20.178	1.220	57.544	75.010	73.477	12
9	9	Ben Luxton	Aprilia	450	12	11:52.263	27.504	7.326	57.367	75.242	72.721	13
10	61	Harry Coomber	Aprilia	450	12	11:52.815	28.056	0.552	57.824	74.647	72.665	17
11	3	Michael Clifford	Aprilia	450	12	11:53.206	28.447	0.391	57.990	74.434	72.625	8
12	94	Jamie Thackeray	Aprilia	450	12	11:53.505	28.746	0.299	57.820	74.652	72.595	10
13	37	Clinton Carver	Aprilia	450	12	11:53.669	28.910	0.164	58.006	74.413	72.578	16
14	34	Louis Dawson	Aprilia	450	12	11:54.386	29.627	0.717	57.799	74.679	72.505	15
15	95	Luke Thackeray	Aprilia	450	12	12:00.394	35.635	6.008	58.417	73.889	71.901	14
16	22	Alex Baker	Aprilia	450	12	12:00.749	35.990	0.355	58.816	73.388	71.865	9
17	8	Acea Webb	Aprilia	450	12	12:09.235	44.476	8.486	59.190	72.924	71.029	19
18	212	Russell Brown	Aprilia	450	12	12:12.144	47.385	2.909	59.546	72.488	70.747	18
						110%						
Not classified												
DNF	29	Phil Canessa	Aprilia	450	1	1:02.633	DNF		1:00.181	71.724	68.915	5

Margin of Victory	Avg. Speed	Best Lap Tm	Best Speed	Best Lap by
6.182	75.642	55.913	77.199	20 - Tom Oliver

Timekeeper:

Race Director

Weather / Track: Overcast / Damp

Results @ www.sportstimingsservices.com





Thundersport GB Rounds 1 and 2

Lapchart

Aprilia RRV450GP

Brands Hatch 1.199 Miles

Race 4

03/03/2012 12:37

Race started at 12:37:43

Competitors

Laps

	0	1	2	3	4	5	6	7	8	9	10	11	12
David Allingham (11)	11	11	20	11	20	20	20	20	20	20	20	20	20
Tom Oliver (20)	20	20	11	20	11	11	11	11	11	11	11	11	11
Sam Cox (54)	54	29	54	54	54	54	54	14	14	14	14	14	7
Jordan Hole (99)	99	54	14	14	14	14	14	54	7	7	7	7	14
Phil Canessa (29)	29	14	7	7	7	7	7	7	54	54	54	54	54
Michael Clifford (3)	3	99	99	99	99	99	99	99	99	99	99	99	99
Callan Cooper (7)	7	7	15	15	15	15	15	15	75	75	75	75	75
Bradley Jones (75)	75	3	3	3	3	75	75	75	15	15	15	15	15
Will Hodgson (14)	14	15	75	75	75	3	3	3	3	3	3	3	9
Jamie Thackeray (94)	94	75	61	61	61	61	61	61	61	61	61	9	61
Ross Twyman (15)	15	61	94	94	94	37	37	94	37	94	94	61	3
Alex Baker (22)	22	94	37	37	37	94	94	37	94	37	9	94	94
Clinton Carver (37)	37	37	9	9	9	9	9	9	9	9	34	37	37
Louis Dawson (34)	34	9	22	22	22	22	22	34	34	34	37	34	34
Ben Luxton (9)	9	22	95	95	95	95	34	22	22	22	22	22	95
Harry Coomber (61)	61	95	34	34	34	34	95	95	95	95	95	95	22
Luke Thackeray (95)	95	34	212	212	212	212	212	212	8	8	8	8	8
Russell Brown (212)	212	212	8	8	8	8	8	8	212	212	212	212	212
Accea Webb (8)	8	8											

Timekeeper:

Race Director

Weather / Track: Overcast / Damp

Results @ www.sportstimeservices.com

Printed: 03/03/2012 12:51:01





Thundersport GB Rounds 1 and 2

Aprilia RRV450GP

Brands Hatch 1.199 Miles

Race 4

03/03/2012 12:37

Race started at 12:37:43

Lap	Lap Tm	Diff	Time of Day
(20) Tom Oliver			
1	59.840	+3.927	12:38:45.044
2	57.508	+1.595	12:39:42.552
3	57.813	+1.900	12:40:40.365
4	56.895	+0.982	12:41:37.260
5	56.771	+0.858	12:42:34.031
6	56.723	+0.810	12:43:30.754
7	56.440	+0.527	12:44:27.194
8	56.305	+0.392	12:45:23.499
9	56.230	+0.317	12:46:19.729
10	56.321	+0.408	12:47:16.050
11	55.978	+0.065	12:48:12.028
12	55.913		12:49:07.941

(11) David Allingham			
1	59.997	+3.311	12:38:44.957
2	57.668	+0.982	12:39:42.625
3	57.705	+1.019	12:40:40.330
4	57.577	+0.891	12:41:37.907
5	57.175	+0.489	12:42:35.082
6	57.662	+0.976	12:43:32.744
7	57.153	+0.467	12:44:29.897
8	56.841	+0.155	12:45:26.738
9	57.050	+0.364	12:46:23.788
10	56.919	+0.233	12:47:20.707
11	56.730	+0.044	12:48:17.437
12	56.686		12:49:14.123

(7) Callan Cooper			
1	1:01.712	+5.083	12:38:47.485
2	57.757	+1.128	12:39:45.242
3	57.954	+1.325	12:40:43.196
4	57.143	+0.514	12:41:40.339
5	57.033	+0.404	12:42:37.372
6	57.270	+0.641	12:43:34.642
7	57.460	+0.831	12:44:32.102
8	57.117	+0.488	12:45:29.219
9	56.629		12:46:25.848
10	56.703	+0.074	12:47:22.551
11	56.745	+0.116	12:48:19.296
12	56.990	+0.361	12:49:16.286

(14) Will Hodgson			
1	1:01.198	+4.559	12:38:47.131
2	57.861	+1.222	12:39:44.992
3	57.765	+1.126	12:40:42.757
4	57.542	+0.903	12:41:40.299
5	57.008	+0.369	12:42:37.307
6	57.247	+0.608	12:43:34.554
7	57.292	+0.653	12:44:31.846
8	57.097	+0.458	12:45:28.943
9	56.904	+0.265	12:46:25.847
10	56.639		12:47:22.486
11	56.697	+0.058	12:48:19.183
12	57.225	+0.586	12:49:16.408

(54) Sam Cox			
1	1:01.131	+4.674	12:38:46.594
2	57.748	+1.291	12:39:44.342
3	57.785	+1.328	12:40:42.127

4	57.486	+1.029	12:41:39.613
5	57.241	+0.784	12:42:36.854
6	57.635	+1.178	12:43:34.489
7	57.554	+1.097	12:44:32.043
8	57.588	+1.131	12:45:29.631
9	56.457		12:46:26.088
10	56.837	+0.380	12:47:22.925
11	56.548	+0.091	12:48:19.473
12	57.014	+0.557	12:49:16.487

(99) Jordan Hole			
1	1:01.884	+5.261	12:38:47.457
2	57.789	+1.166	12:39:45.246
3	57.970	+1.347	12:40:43.216
4	57.820	+1.197	12:41:41.036
5	57.191	+0.568	12:42:38.227
6	57.276	+0.653	12:43:35.503
7	57.160	+0.537	12:44:32.663
8	57.435	+0.812	12:45:30.098
9	56.623		12:46:26.721
10	56.663	+0.040	12:47:23.384
11	56.823	+0.200	12:48:20.207
12	56.904	+0.281	12:49:17.111

(75) Bradley Jones			
1	1:02.876	+5.559	12:38:48.694
2	59.935	+2.618	12:39:48.629
3	59.205	+1.888	12:40:47.834
4	58.763	+1.446	12:41:46.597
5	57.941	+0.624	12:42:44.538
6	57.961	+0.644	12:43:42.499
7	57.374	+0.057	12:44:39.873
8	57.596	+0.279	12:45:37.469
9	57.416	+0.099	12:46:34.885
10	57.344	+0.027	12:47:32.229
11	57.317		12:48:29.546
12	57.353	+0.036	12:49:26.899

(15) Ross Twyman			
1	1:02.041	+4.497	12:38:48.199
2	58.995	+1.451	12:39:47.194
3	58.802	+1.258	12:40:45.996
4	58.654	+1.110	12:41:44.650
5	58.434	+0.890	12:42:43.084
6	58.343	+0.799	12:43:41.427
7	58.106	+0.562	12:44:39.533
8	57.992	+0.448	12:45:37.525
9	57.705	+0.161	12:46:35.230
10	57.583	+0.039	12:47:32.813
11	57.544		12:48:30.357
12	57.762	+0.218	12:49:28.119

(9) Ben Luxton			
1	1:03.688	+6.321	12:38:50.202
2	1:00.054	+2.687	12:39:50.256
3	59.913	+2.546	12:40:50.169
4	59.259	+1.892	12:41:49.428
5	58.938	+1.571	12:42:48.366
6	58.986	+1.619	12:43:47.352
7	58.351	+0.984	12:44:45.703
8	57.912	+0.545	12:45:43.615

9	58.014	+0.647	12:46:41.629
10	58.489	+1.122	12:47:40.118
11	57.960	+0.593	12:48:38.078
12	57.367		12:49:35.445

(61) Harry Coomber			
1	1:02.686	+4.862	12:38:49.302
2	1:00.023	+2.199	12:39:49.325
3	59.485	+1.661	12:40:48.810
4	59.299	+1.475	12:41:48.109
5	58.965	+1.141	12:42:47.074
6	58.907	+1.083	12:43:45.981
7	58.417	+0.593	12:44:44.398
8	58.295	+0.471	12:45:42.693
9	58.566	+0.742	12:46:41.259
10	58.449	+0.625	12:47:39.708
11	58.465	+0.641	12:48:38.173
12	57.824		12:49:35.997

(3) Michael Clifford			
1	1:02.018	+4.028	12:38:47.732
2	59.930	+1.940	12:39:47.662
3	59.618	+1.628	12:40:47.280
4	59.293	+1.303	12:41:46.573
5	58.440	+0.450	12:42:45.013
6	58.124	+0.134	12:43:43.137
7	57.990		12:44:41.127
8	58.590	+0.600	12:45:39.717
9	58.902	+0.912	12:46:38.619
10	59.699	+1.709	12:47:38.318
11	59.588	+1.598	12:48:37.906
12	58.482	+0.492	12:49:36.388

(94) Jamie Thackeray			
1	1:03.537	+5.717	12:38:49.664
2	1:00.040	+2.220	12:39:49.704
3	59.826	+2.006	12:40:49.530
4	59.578	+1.758	12:41:49.108
5	59.049	+1.229	12:42:48.157
6	58.832	+1.012	12:43:46.989
7	58.162	+0.342	12:44:45.151
8	58.338	+0.518	12:45:43.489
9	57.820		12:46:41.309
10	58.519	+0.699	12:47:39.828
11	58.546	+0.726	12:48:38.374
12	58.313	+0.493	12:49:36.687

(37) Clinton Carver			
1	1:03.615	+5.609	12:38:50.039
2	1:00.045	+2.039	12:39:50.084
3	59.685	+1.679	12:40:49.769
4	59.545	+1.539	12:41:49.314
5	58.642	+0.636	12:42:47.956
6	58.989	+0.983	12:43:46.945
7	58.465	+0.459	12:44:45.410
8	58.006		12:45:43.416
9	58.092	+0.086	12:46:41.508
10	58.759	+0.753	12:47:40.267
11	58.516	+0.510	12:48:38.783
12	58.068	+0.062	12:49:36.851


Timekeeper:

Race Director

Weather / Track: Overcast / Damp

Results @ www.sportstimingservices.com





Thundersport GB Rounds 1 and 2

Aprilia RRV450GP

Brands Hatch 1.199 Miles

Race 4

03/03/2012 12:37

Race started at 12:37:43

Lap	Lap Tm	Diff	Time of Day
(34) Louis Dawson			
1	1:04.557	+6.758	12:38:51.032
2	1:00.288	+2.489	12:39:51.320
3	59.686	+1.887	12:40:51.006
4	59.530	+1.731	12:41:50.536
5	59.101	+1.302	12:42:49.637
6	58.689	+0.890	12:43:48.326
7	57.799		12:44:46.125
8	58.040	+0.241	12:45:44.165
9	57.811	+0.012	12:46:41.976
10	58.276	+0.477	12:47:40.252
11	58.854	+1.055	12:48:39.106
12	58.462	+0.663	12:49:37.568

(95) Luke Thackeray			
1	1:04.217	+5.800	12:38:50.845
2	1:00.312	+1.895	12:39:51.157
3	59.740	+1.323	12:40:50.897
4	59.544	+1.127	12:41:50.441
5	59.167	+0.750	12:42:49.608
6	59.483	+1.066	12:43:49.091
7	58.536	+0.119	12:44:47.627
8	58.883	+0.466	12:45:46.510
9	59.843	+1.426	12:46:46.353
10	59.343	+0.926	12:47:45.696
11	59.463	+1.046	12:48:45.159
12	58.417		12:49:43.576

(22) Alex Baker			
1	1:04.135	+5.319	12:38:50.391
2	1:00.177	+1.361	12:39:50.568
3	59.783	+0.967	12:40:50.351
4	59.667	+0.851	12:41:50.018
5	58.966	+0.150	12:42:48.984
6	59.325	+0.509	12:43:48.309
7	58.816		12:44:47.125
8	59.257	+0.441	12:45:46.382
9	59.827	+1.011	12:46:46.209
10	59.302	+0.486	12:47:45.511
11	59.370	+0.554	12:48:44.881
12	59.050	+0.234	12:49:43.931

(8) Acea Webb			
1	1:06.146	+6.956	12:38:52.910
2	1:02.041	+2.851	12:39:54.951
3	1:01.485	+2.295	12:40:56.436
4	1:00.437	+1.247	12:41:56.873
5	59.311	+0.121	12:42:56.184
6	59.291	+0.101	12:43:55.475
7	59.200	+0.010	12:44:54.675
8	59.258	+0.068	12:45:53.933
9	59.617	+0.427	12:46:53.550
10	59.190		12:47:52.740
11	59.590	+0.400	12:48:52.330
12	1:00.087	+0.897	12:49:52.417

(212) Russell Brown			
1	1:05.413	+5.867	12:38:52.174
2	1:01.696	+2.150	12:39:53.870
3	1:00.545	+0.999	12:40:54.415
4	1:00.323	+0.777	12:41:54.738

Lap	Lap Tm	Diff	Time of Day
5	1:00.517	+0.971	12:42:55.255
6	59.842	+0.296	12:43:55.097
7	59.546		12:44:54.643
8	1:00.057	+0.511	12:45:54.700
9	1:00.490	+0.944	12:46:55.190
10	1:00.039	+0.493	12:47:55.229
11	1:00.227	+0.681	12:48:55.456
12	59.870	+0.324	12:49:55.326
(29) Phil Canessa			
1	1:00.181		12:38:45.815

Timekeeper:

Race Director

Weather / Track: Overcast / Damp

Results @ www.sportstimingservices.com

Printed: 03/03/2012 12:50:39





Thundersport GB Rounds 1 and 2

Sorted on Laps

Aprilia RRV450GP

Brands Hatch 1.199 Miles

Race 13

03/03/2012 16:00

Race started at 16:00:12

Pos	No.	Name	Bike	CC	Laps	Total Tm	Diff	Gap	Best Tm	Best Speed	Avg. Speed	Start Pos
1	14	Will Hodgson	Aprilia	450	12	10:44.204			52.573	82.103	80.404	0
2	11	David Allingham	Aprilia	450	12	10:44.256	0.052	0.052	52.926	81.555	80.398	0
3	54	Sam Cox	Aprilia	450	12	10:44.372	0.168	0.116	52.297	82.536	80.383	0
4	7	Callan Cooper	Aprilia	450	12	10:44.403	0.199	0.031	52.300	82.532	80.379	0
5	20	Tom Oliver	Aprilia	450	12	10:44.735	0.531	0.332	52.774	81.790	80.338	0
6	3	Michael Clifford	Aprilia	450	12	10:49.200	4.996	4.465	53.238	81.077	79.786	0
7	29	Phil Canessa	Aprilia	450	12	10:50.830	6.626	1.630	53.146	81.218	79.586	0
8	75	Bradley Jones	Aprilia	450	12	10:53.214	9.010	2.384	53.141	81.225	79.295	0
9	15	Ross Twyman	Aprilia	450	12	10:53.352	9.148	0.138	53.565	80.582	79.279	0
10	99	Jordan Hole	Aprilia	450	12	10:53.852	9.648	0.500	52.854	81.666	79.218	0
11	94	Jamie Thackeray	Aprilia	450	12	10:57.565	13.361	3.713	53.651	80.453	78.771	0
12	61	Harry Coomber	Aprilia	450	12	10:57.661	13.457	0.096	53.698	80.383	78.759	0
13	37	Clinton Carver	Aprilia	450	12	11:22.590	38.386	24.929	55.176	78.230	75.883	0
14	34	Louis Dawson	Aprilia	450	12	11:22.675	38.471	0.085	55.126	78.301	75.873	0
15	9	Ben Luxton	Aprilia	450	12	11:23.624	39.420	0.949	55.285	78.075	75.768	0
16	22	Alex Baker	Aprilia	450	12	11:25.413	41.209	1.789	55.683	77.517	75.570	0
17	8	Acea Webb	Aprilia	450	12	11:39.131	54.927	13.718	57.065	75.640	74.087	0
18	212	Russell Brown	Aprilia	450	11	10:52.343	1 Lap	1 Lap	57.502	75.065	72.784	0

110%

Not classified

DNF	95	Luke Thackeray	Aprilia	450	7	6:33.894	DNF		55.070	78.380	76.708	0
-----	----	----------------	---------	-----	---	----------	-----	--	--------	--------	--------	---

Margin of Victory	Avg. Speed	Best Lap Tm	Best Speed	Best Lap by
0.052	80.404	52.297	82.536	54 - Sam Cox

Timekeeper:

Race Director

Weather / Track: Bright / Dry

Results @ www.sportstimingsservices.com





Thundersport GB Rounds 1 and 2

Lapchart

Aprilia RRV450GP

Brands Hatch 1.199 Miles

Race 13

03/03/2012 16:00

Race started at 16:00:12

Competitors

Laps

	0	1	2	3	4	5	6	7	8	9	10	11	12
David Allingham (11)	11	11	11	11	11	14	14	11	14	14	11	14	14
Tom Oliver (20)	20	20	20	20	14	11	11	14	11	11	14	11	11
Sam Cox (54)	54	14	14	14	20	20	20	20	20	20	20	54	54
Phil Canessa (29)	29	29	3	3	3	54	54	54	54	54	54	7	7
Jordan Hole (99)	99	3	29	29	29	29	29	29	7	7	7	20	20
Bradley Jones (75)	75	54	54	54	54	3	3	7	29	3	3	3	3
Callan Cooper (7)	7	15	7	7	7	7	7	3	3	29	29	29	29
Michael Clifford (3)	3	7	15	15	75	75	75	75	75	15	15	15	75
Will Hodgson (14)	14	75	75	75	15	15	15	15	15	99	75	99	15
Ross Twyman (15)	15	99	99	99	99	99	99	99	99	75	99	75	99
Alex Baker (22)	22	94	94	94	61	61	94	94	61	61	94	61	94
Jamie Thackeray (94)	94	95	61	61	94	94	61	61	94	94	61	94	61
Ben Luxton (9)	9	61	95	95	95	95	95	95	37	37	34	37	37
Clinton Carver (37)	37	22	37	22	22	22	22	37	34	34	37	34	34
Louis Dawson (34)	34	37	22	34	37	37	37	34	22	22	22	9	9
Luke Thackeray (95)	95	34	34	37	9	9	34	22	9	9	9	22	22
Harry Coomber (61)	61	9	9	9	34	34	9	9	8	8	8	8	8
Acea Webb (8)	8	8	8	8	8	8	8	8	212	212	212	212	
Russell Brown (212)	212	212	212	212	212	212	212	212					

Timekeeper:

Race Director

Weather / Track: Bright / Dry

Results @ www.sportstimingservices.com

Printed: 03/03/2012 16:28:10





Thundersport GB Rounds 1 and 2

Aprilia RRV450GP

Brands Hatch 1.199 Miles

Race 13

03/03/2012 16:00

Race started at 16:00:12



Lap	Lap Tm	Diff	Time of Day
(14) Will Hodgson			
1	56.233	+3.660	16:01:12.557
2	53.475	+0.902	16:02:06.032
3	52.573		16:02:58.605
4	53.021	+0.448	16:03:51.626
5	53.113	+0.540	16:04:44.739
6	53.218	+0.645	16:05:37.957
7	53.195	+0.622	16:06:31.152
8	53.073	+0.500	16:07:24.225
9	53.468	+0.895	16:08:17.693
10	53.131	+0.558	16:09:10.824
11	53.309	+0.736	16:10:04.133
12	52.897	+0.324	16:10:57.030

(11) David Allingham			
1	55.838	+2.912	16:01:11.279
2	53.819	+0.893	16:02:05.098
3	53.189	+0.263	16:02:58.287
4	53.150	+0.224	16:03:51.437
5	53.582	+0.656	16:04:45.019
6	52.968	+0.042	16:05:37.987
7	53.142	+0.216	16:06:31.129
8	53.376	+0.450	16:07:24.505
9	53.220	+0.294	16:08:17.725
10	52.926		16:09:10.651
11	53.500	+0.574	16:10:04.151
12	52.931	+0.005	16:10:57.082

(54) Sam Cox			
1	56.941	+4.644	16:01:12.843
2	53.907	+1.610	16:02:06.750
3	53.339	+1.042	16:03:00.089
4	53.653	+1.356	16:03:53.742
5	53.654	+1.357	16:04:47.396
6	52.879	+0.582	16:05:40.275
7	52.297		16:06:32.572
8	52.402	+0.105	16:07:24.974
9	53.041	+0.744	16:08:18.015
10	53.159	+0.862	16:09:11.174
11	53.321	+1.024	16:10:04.495
12	52.703	+0.406	16:10:57.198

(7) Callan Cooper			
1	57.540	+5.240	16:01:13.595
2	54.305	+2.005	16:02:07.900
3	53.090	+0.790	16:03:00.990
4	53.115	+0.815	16:03:54.105
5	53.490	+1.190	16:04:47.595
6	53.673	+1.373	16:05:41.268
7	52.814	+0.514	16:06:34.082
8	52.715	+0.415	16:07:26.797
9	52.531	+0.231	16:08:19.328
10	52.300		16:09:11.628
11	53.067	+0.767	16:10:04.695
12	52.534	+0.234	16:10:57.229

(20) Tom Oliver			
1	55.999	+3.225	16:01:11.543
2	53.797	+1.023	16:02:05.340
3	53.197	+0.423	16:02:58.537

4	53.428	+0.654	16:03:51.965
5	53.354	+0.580	16:04:45.319
6	52.991	+0.217	16:05:38.310
7	52.989	+0.215	16:06:31.299
8	53.400	+0.626	16:07:24.699
9	53.197	+0.423	16:08:17.896
10	53.177	+0.403	16:09:11.073
11	53.714	+0.940	16:10:04.787
12	52.774		16:10:57.561

(3) Michael Clifford			
1	56.516	+3.278	16:01:12.646
2	53.549	+0.311	16:02:06.195
3	53.623	+0.385	16:02:59.818
4	53.485	+0.247	16:03:53.303
5	54.190	+0.952	16:04:47.493
6	53.418	+0.180	16:05:40.911
7	53.238		16:06:34.149
8	53.569	+0.331	16:07:27.718
9	53.255	+0.017	16:08:20.973
10	53.580	+0.342	16:09:14.553
11	53.426	+0.188	16:10:07.979
12	54.047	+0.809	16:11:02.026

(29) Phil Canessa			
1	56.667	+3.521	16:01:12.597
2	53.631	+0.485	16:02:06.228
3	53.609	+0.463	16:02:59.837
4	53.745	+0.599	16:03:53.582
5	53.887	+0.741	16:04:47.469
6	53.400	+0.254	16:05:40.869
7	53.146		16:06:34.015
8	53.664	+0.518	16:07:27.679
9	53.662	+0.516	16:08:21.341
10	54.011	+0.865	16:09:15.352
11	53.772	+0.626	16:10:09.124
12	54.532	+1.386	16:11:03.656

(75) Bradley Jones			
1	57.770	+4.629	16:01:13.784
2	54.420	+1.279	16:02:08.204
3	54.057	+0.916	16:03:02.261
4	53.735	+0.594	16:03:55.996
5	53.829	+0.688	16:04:49.825
6	53.862	+0.721	16:05:43.687
7	53.798	+0.657	16:06:37.485
8	53.900	+0.759	16:07:31.385
9	54.085	+0.944	16:08:25.470
10	53.701	+0.560	16:09:19.171
11	53.728	+0.587	16:10:12.899
12	53.141		16:11:06.040

(15) Ross Twyman			
1	57.053	+3.488	16:01:13.397
2	54.608	+1.043	16:02:08.005
3	54.022	+0.457	16:03:02.027
4	54.158	+0.593	16:03:56.185
5	53.778	+0.213	16:04:49.963
6	53.983	+0.418	16:05:43.946
7	53.659	+0.094	16:06:37.605
8	53.814	+0.249	16:07:31.419

9	53.636	+0.071	16:08:25.055
10	53.702	+0.137	16:09:18.757
11	53.856	+0.291	16:10:12.613
12	53.565		16:11:06.178

(99) Jordan Hole			
1	58.231	+5.377	16:01:14.180
2	54.356	+1.502	16:02:08.536
3	53.986	+1.132	16:03:02.522
4	53.877	+1.023	16:03:56.399
5	55.003	+2.149	16:04:51.402
6	52.854		16:05:44.256
7	53.712	+0.858	16:06:37.968
8	53.721	+0.867	16:07:31.689
9	53.774	+0.920	16:08:25.463
10	53.749	+0.895	16:09:19.212
11	53.655	+0.801	16:10:12.867
12	53.811	+0.957	16:11:06.678

(94) Jamie Thackeray			
1	58.108	+4.457	16:01:14.552
2	55.216	+1.565	16:02:09.768
3	54.818	+1.167	16:03:04.586
4	54.476	+0.825	16:03:59.062
5	54.181	+0.530	16:04:53.243
6	53.962	+0.311	16:05:47.205
7	54.100	+0.449	16:06:41.305
8	53.936	+0.285	16:07:35.241
9	53.767	+0.116	16:08:29.008
10	53.651		16:09:22.659
11	53.868	+0.217	16:10:16.527
12	53.864	+0.213	16:11:10.391

(61) Harry Coomber			
1	58.035	+4.337	16:01:14.936
2	55.007	+1.309	16:02:09.943
3	54.710	+1.012	16:03:04.653
4	54.391	+0.693	16:03:59.044
5	54.173	+0.475	16:04:53.217
6	54.009	+0.311	16:05:47.226
7	54.126	+0.428	16:06:41.352
8	53.845	+0.147	16:07:35.197
9	53.793	+0.095	16:08:28.990
10	53.698		16:09:22.688
11	53.816	+0.118	16:10:16.504
12	53.983	+0.285	16:11:10.487

(37) Clinton Carver			
1	59.657	+4.481	16:01:16.416
2	56.586	+1.410	16:02:13.002
3	57.466	+2.290	16:03:10.468
4	56.968	+1.792	16:04:07.436
5	56.870	+1.694	16:05:04.306
6	56.892	+1.716	16:06:01.198
7	56.243	+1.067	16:06:57.441
8	55.832	+0.656	16:07:53.273
9	55.641	+0.465	16:08:48.914
10	55.872	+0.696	16:09:44.786
11	55.454	+0.278	16:10:40.240
12	55.176		16:11:35.416

Timekeeper:


Race Director

Weather / Track: Bright / Dry

Results @ www.sportstimingservices.com

Printed: 03/03/2012 16:27:32





Thundersport GB Rounds 1 and 2

Aprilia RRV450GP

Brands Hatch 1.199 Miles

Race 13

03/03/2012 16:00

Race started at 16:00:12

Lap	Lap Tm	Diff	Time of Day
(34) Louis Dawson			
1	1:00.197	+5.071	16:01:16.982
2	56.082	+0.956	16:02:13.064
3	57.397	+2.271	16:03:10.461
4	57.350	+2.224	16:04:07.811
5	57.013	+1.887	16:05:04.824
6	56.905	+1.779	16:06:01.729
7	55.807	+0.681	16:06:57.536
8	55.810	+0.684	16:07:53.346
9	55.587	+0.461	16:08:48.933
10	55.839	+0.713	16:09:44.772
11	55.603	+0.477	16:10:40.375
12	55.126		16:11:35.501

(9) Ben Luxton			
1	1:00.556	+5.271	16:01:17.161
2	57.154	+1.869	16:02:14.315
3	56.549	+1.264	16:03:10.864
4	56.769	+1.484	16:04:07.633
5	57.088	+1.803	16:05:04.721
6	57.123	+1.838	16:06:01.844
7	56.370	+1.085	16:06:58.214
8	56.166	+0.881	16:07:54.380
9	55.800	+0.515	16:08:50.180
10	55.637	+0.352	16:09:45.817
11	55.285		16:10:41.102
12	55.348	+0.063	16:11:36.450

(22) Alex Baker			
1	59.603	+3.920	16:01:15.957
2	57.093	+1.410	16:02:13.050
3	57.088	+1.405	16:03:10.138
4	57.084	+1.401	16:04:07.222
5	57.034	+1.351	16:05:04.256
6	56.832	+1.149	16:06:01.088
7	56.891	+1.208	16:06:57.979
8	56.146	+0.463	16:07:54.125
9	55.683		16:08:49.808
10	55.997	+0.314	16:09:45.805
11	56.129	+0.446	16:10:41.934
12	56.305	+0.622	16:11:38.239

(8) Acea Webb			
1	1:01.189	+4.124	16:01:18.226
2	58.680	+1.615	16:02:16.906
3	58.448	+1.383	16:03:15.354
4	57.806	+0.741	16:04:13.160
5	57.423	+0.358	16:05:10.583
6	57.410	+0.345	16:06:07.993
7	57.091	+0.026	16:07:05.084
8	57.065		16:08:02.149
9	57.216	+0.151	16:08:59.365
10	57.452	+0.387	16:09:56.817
11	57.823	+0.758	16:10:54.640
12	57.317	+0.252	16:11:51.957

(212) Russell Brown			
1	1:01.351	+3.849	16:01:18.731
2	58.619	+1.117	16:02:17.350
3	58.704	+1.202	16:03:16.054
4	1:00.633	+3.131	16:04:16.687

Lap	Lap Tm	Diff	Time of Day
5	57.880	+0.378	16:05:14.567
6	57.502		16:06:12.069
7	58.543	+1.041	16:07:10.612
8	1:00.279	+2.777	16:08:10.891
9	58.316	+0.814	16:09:09.207
10	58.194	+0.692	16:10:07.401
11	57.768	+0.266	16:11:05.169
(95) Luke Thackeray			
1	58.050	+2.980	16:01:14.849
2	55.557	+0.487	16:02:10.406
3	55.070		16:03:05.476
4	55.383	+0.313	16:04:00.859
5	55.242	+0.172	16:04:56.101
6	55.511	+0.441	16:05:51.612
7	55.108	+0.038	16:06:46.720

Lap	Lap Tm	Diff	Time of Day
-----	--------	------	-------------

Timekeeper:

Race Director

Weather / Track: Bright / Dry

Results @ www.sportstimingservices.com

Printed: 03/03/2012 16:27:32






Thundersport GB Rounds 1 and 2

Aprilia RRV450GP
 Race 6 & 15 - Starting Grid Sunday
 Race

Brands Hatch 1.199 Miles
 04/03/2012



POLE POSITION

	1	2	3	4
1	54 Sam Cox 52.297	7 Callan Cooper 52.300	14 Will Hodgson 52.573	20 Tom Oliver 52.774
2	99 Jordan Hole 52.854	11 David Allingham 52.926	75 Bradley Jones 53.141	29 Phil Canessa 53.146
3	3 Michael Clifford 53.238	15 Ross Twyman 53.565	94 J. Thackeray 53.651	61 Harry Coomber 53.698
4	95 Luke Thackeray 55.070	34 Louis Dawson 55.126	37 Clinton Carver 55.176	9 Ben Luxton 55.285
5	22 Alex Baker 55.683	8 Acea Webb 57.065	212 Russell Brown 57.502	

Timekeeper:
 Race Director
 Weather / Track:
 Results @ www.sportstimeservices.com





Thundersport GB Rounds 1 and 2

Sorted on Best Lap time

Aprilia Superteen & RRV450

Brands Hatch 1.199 Miles

Warmup

04/03/2012 10:03

Practice started at 10:03:01

Pos	No.	Name	Bike	CC	Best Tm	Best Speed	Gap	Diff	In Lap	2nd Best
1	99	Jordan Hole	Aprilia	450	58.428	73.876			8	1:00.207
2	20	Tom Oliver	Aprilia	450	58.608	73.649	0.180	0.180	9	1:00.017
3	7	Callan Cooper	Aprilia	450	59.962	71.986	1.354	1.534	9	1:00.539
4	3	Michael Clifford	Aprilia	450	1:00.173	71.733	0.211	1.745	9	1:00.865
5	75	Bradley Jones	Aprilia	450	1:00.608	71.218	0.435	2.180	6	1:00.672
6	61	Harry Coomber	Aprilia	450	1:00.665	71.151	0.057	2.237	6	1:01.882
7	34	Louis Dawson	Aprilia	450	1:01.046	70.707	0.381	2.618	9	1:01.799
8	9	Ben Luxton	Aprilia	450	1:01.400	70.300	0.354	2.972	9	1:01.693
9	11	David Allingham	Aprilia	450	1:01.596	70.076	0.196	3.168	5	1:01.816
10	15	Ross Twyman	Aprilia	450	1:01.633	70.034	0.037	3.205	8	1:01.852
11	94	Jamie Thackeray	Aprilia	450	1:02.105	69.502	0.472	3.677	6	1:03.719
12	95	Luke Thackeray	Aprilia	450	1:02.422	69.149	0.317	3.994	5	1:02.516
13	54	Sam Cox	Aprilia	450	1:02.556	69.001	0.134	4.128	6	1:02.786
14	22	Alex Baker	Aprilia	450	1:03.302	68.187	0.746	4.874	9	1:03.869
15	212	Russell Brown	Aprilia	450	1:03.448	68.031	0.146	5.020	9	1:03.820
16	29	Phil Canessa	Aprilia	450	1:04.124	67.313	0.676	5.696	7	1:04.798
17	8	Acea Webb	Aprilia	450	1:05.015	66.391	0.891	6.587	7	1:05.029
18	37	Clinton Carver	Aprilia	450	1:06.020	65.380	1.005	7.592	2	1:07.957

Announcements

*** No Transponder - No 14***

Timekeeper:

Race Director

Weather / Track: Raining / Wet

Results @ www.sportstimingsservices.com

Printed: 04/03/2012 10:17:55





Thundersport GB Rounds 1 and 2

Sorted on Laps

Aprilia RRV450GP

Brands Hatch 1.199 Miles

Race 6

04/03/2012 12:58

Race started at 12:58:01

Pos	No.	Name	Bike	CC	Laps	Total Tm	Diff	Gap	Best Tm	Best Speed	Avg. Speed	Start Pos
1	99	Jordan Hole	Aprilia	450	12	11:47.981			57.262	75.380	73.161	5
2	20	Tom Oliver	Aprilia	450	12	11:48.554	0.573	0.573	57.241	75.407	73.102	4
3	7	Callan Cooper	Aprilia	450	12	11:49.159	1.178	0.605	57.684	74.828	73.040	2
4	11	David Allingham	Aprilia	450	12	11:53.204	5.223	4.045	58.412	73.896	72.625	6
5	75	Bradley Jones	Aprilia	450	12	12:03.447	15.466	10.243	58.740	73.483	71.597	7
6	14	Will Hodgson	Aprilia	450	12	12:04.005	16.024	0.558	58.536	73.739	71.542	3
7	15	Ross Twyman	Aprilia	450	12	12:04.485	16.504	0.480	58.832	73.368	71.495	10
8	3	Michael Clifford	Aprilia	450	12	12:05.744	17.763	1.259	59.390	72.679	71.371	9
9	9	Ben Luxton	Aprilia	450	12	12:12.351	24.370	6.607	59.471	72.580	70.727	16
10	95	Luke Thackeray	Aprilia	450	12	12:12.970	24.989	0.619	59.385	72.685	70.667	13
11	37	Clinton Carver	Aprilia	450	12	12:18.787	30.806	5.817	59.649	72.363	70.111	15
12	34	Louis Dawson	Aprilia	450	12	12:18.882	30.901	0.095	59.984	71.959	70.102	14
13	94	Jamie Thackeray	Aprilia	450	12	12:18.950	30.969	0.068	59.172	72.947	70.095	11
14	212	Russell Brown	Aprilia	450	12	12:30.246	42.265	11.296	1:00.631	71.191	69.040	19
15	8	Acea Webb	Aprilia	450	12	12:33.839	45.858	3.593	1:00.217	71.681	68.711	18
16	29	Phil Canessa	Aprilia	450	12	12:33.866	45.885	0.027	1:00.858	70.926	68.708	8

110%

Not classified

DNF	61	Harry Coomber	Aprilia	450	5	5:07.896	DNF		59.739	72.254	70.095	12
DNF	54	Sam Cox	Aprilia	450	2	2:04.841	DNF		1:00.182	71.722	69.150	1
DNF	22	Alex Baker	Aprilia	450	2	2:09.839	DNF		1:00.614	71.211	66.488	17

Margin of Victory	Avg. Speed	Best Lap Tm	Best Speed	Best Lap by
0.573	73.161	57.241	75.407	20 - Tom Oliver


Timekeeper:

Race Director

Weather / Track: Raining / Wet

Results @ www.sportstimingsservices.com





Thundersport GB Rounds 1 and 2

Lapchart

Aprilia RRV450GP

Brands Hatch 1.199 Miles

Race 6

04/03/2012 12:58

Race started at 12:58:01

Competitors

Laps

	0	1	2	3	4	5	6	7	8	9	10	11	12
Will Hodgson (14)	14	14	54	20	7	7	7	7	7	7	7	99	99
Sam Cox (54)	54	54	7	7	20	20	20	20	99	20	20	20	20
Callan Cooper (7)	7	7	20	11	11	99	99	99	99	20	99	7	7
Tom Oliver (20)	20	20	11	14	99	11	11	11	11	11	11	11	11
David Allingham (11)	11	11	14	3	14	14	14	3	3	3	75	75	75
Jordan Hole (99)	99	99	99	99	3	3	3	14	14	14	14	14	14
Michael Clifford (3)	3	3	3	15	15	15	15	15	75	75	15	15	15
Bradley Jones (75)	75	15	15	61	61	75	75	75	15	15	3	3	3
Ross Twyman (15)	15	61	61	75	75	61	9	9	9	9	9	9	9
Jamie Thackeray (94)	94	75	75	9	9	9	95	95	95	95	95	95	95
Phil Canessa (29)	29	9	9	95	95	95	37	37	37	37	34	34	37
Harry Coomber (61)	61	37	22	37	37	37	34	34	34	34	37	37	34
Ben Luxton (9)	9	94	95	29	29	29	29	94	94	94	94	94	94
Clinton Carver (37)	37	95	37	34	34	34	94	29	29	29	29	212	212
Louis Dawson (34)	34	22	94	94	94	94	212	212	212	212	212	29	8
Alex Baker (22)	22	29	29	212	212	212	8	8	8	8	8	8	29
Luke Thackeray (95)	95	34	34	8	8	8							
Acea Webb (8)	8	8	212										
Russell Brown (212)	212	212	8										

Timekeeper:

Race Director

Weather / Track: Raining / Wet

Results @ www.sportstimeservices.com

Printed: 04/03/2012 13:14:20





Thundersport GB Rounds 1 and 2

Aprilia RRV450GP

Brands Hatch 1.199 Miles

Race 6

04/03/2012 12:58

Race started at 12:58:01

Lap	Lap Tm	Diff	Time of Day
(99) Jordan Hole			
1	1:02.070	+4.808	12:59:06.952
2	1:00.229	+2.967	13:00:07.181
3	59.956	+2.694	13:01:07.137
4	58.661	+1.399	13:02:05.798
5	57.760	+0.498	13:03:03.558
6	58.370	+1.108	13:04:01.928
7	58.518	+1.256	13:05:00.446
8	58.020	+0.758	13:05:58.466
9	58.397	+1.135	13:06:56.863
10	57.875	+0.613	13:07:54.738
11	57.386	+0.124	13:08:52.124
12	57.262		13:09:49.386
(20) Tom Oliver			
1	1:01.735	+4.494	12:59:06.178
2	1:00.112	+2.871	13:00:06.290
3	59.260	+2.019	13:01:05.550
4	59.090	+1.849	13:02:04.640
5	58.204	+0.963	13:03:02.844
6	58.417	+1.176	13:04:01.261
7	58.725	+1.484	13:04:59.986
8	58.346	+1.105	13:05:58.332
9	58.583	+1.342	13:06:56.915
10	57.798	+0.557	13:07:54.713
11	58.005	+0.764	13:08:52.718
12	57.241		13:09:49.959
(7) Callan Cooper			
1	1:01.681	+3.997	12:59:06.067
2	1:00.203	+2.519	13:00:06.270
3	59.370	+1.686	13:01:05.640
4	58.685	+1.001	13:02:04.325
5	58.260	+0.576	13:03:02.585
6	58.393	+0.709	13:04:00.978
7	58.848	+1.164	13:04:59.826
8	58.244	+0.560	13:05:58.070
9	58.078	+0.394	13:06:56.148
10	58.163	+0.479	13:07:54.311
11	58.569	+0.885	13:08:52.880
12	57.684		13:09:50.564
(11) David Allingham			
1	1:01.965	+3.553	12:59:06.525
2	59.977	+1.565	13:00:06.502
3	59.745	+1.333	13:01:06.247
4	59.447	+1.035	13:02:05.694
5	58.843	+0.431	13:03:04.537
6	58.826	+0.414	13:04:03.363
7	58.457	+0.045	13:05:01.820
8	58.412		13:06:00.232
9	58.469	+0.057	13:06:58.701
10	58.612	+0.200	13:07:57.313
11	58.866	+0.454	13:08:56.179
12	58.430	+0.018	13:09:54.609
(75) Bradley Jones			
1	1:03.569	+4.829	12:59:08.545
2	1:00.280	+1.540	13:00:08.825
3	59.925	+1.185	13:01:08.750

Lap	Lap Tm	Diff	Time of Day
4	1:00.206	+1.466	13:02:08.956
5	59.708	+0.968	13:03:08.664
6	59.168	+0.428	13:04:07.832
7	1:00.152	+1.412	13:05:07.984
8	1:00.152	+1.412	13:06:08.136
9	1:00.054	+1.314	13:07:08.190
10	59.169	+0.429	13:08:07.359
11	58.753	+0.013	13:09:06.112
12	58.740		13:10:04.852
(14) Will Hodgson			
1	1:01.601	+3.065	12:59:05.948
2	1:01.108	+2.572	13:00:07.056
3	1:00.025	+1.489	13:01:07.081
4	59.973	+1.437	13:02:07.054
5	1:00.124	+1.588	13:03:07.178
6	59.971	+1.435	13:04:07.149
7	1:00.718	+2.182	13:05:07.867
8	59.976	+1.440	13:06:07.843
9	59.968	+1.432	13:07:07.811
10	1:00.073	+1.537	13:08:07.884
11	58.990	+0.454	13:09:06.874
12	58.536		13:10:05.410
(15) Ross Twyman			
1	1:02.335	+3.503	12:59:07.411
2	1:00.451	+1.619	13:00:07.862
3	59.817	+0.985	13:01:07.679
4	59.715	+0.883	13:02:07.394
5	59.930	+1.098	13:03:07.324
6	1:00.108	+1.276	13:04:07.432
7	1:00.514	+1.682	13:05:07.946
8	1:00.372	+1.540	13:06:08.318
9	1:00.028	+1.196	13:07:08.346
10	59.560	+0.728	13:08:07.906
11	59.152	+0.320	13:09:07.058
12	58.832		13:10:05.890
(3) Michael Clifford			
1	1:02.142	+2.752	12:59:07.101
2	1:00.291	+0.901	13:00:07.392
3	59.718	+0.328	13:01:07.110
4	59.990	+0.600	13:02:07.100
5	1:00.100	+0.710	13:03:07.200
6	59.950	+0.560	13:04:07.150
7	1:00.706	+1.316	13:05:07.856
8	59.979	+0.589	13:06:07.835
9	59.935	+0.545	13:07:07.770
10	1:00.200	+0.810	13:08:07.970
11	59.390		13:09:07.360
12	59.789	+0.399	13:10:07.149
(9) Ben Luxton			
1	1:04.269	+4.798	12:59:09.808
2	1:01.406	+1.935	13:00:11.214
3	1:01.175	+1.704	13:01:12.389
4	1:00.733	+1.262	13:02:13.122
5	1:00.954	+1.483	13:03:14.076
6	1:00.753	+1.282	13:04:14.829
7	1:00.420	+0.949	13:05:15.249
8	1:00.014	+0.543	13:06:15.263

Lap	Lap Tm	Diff	Time of Day
9	59.937	+0.466	13:07:15.200
10	59.548	+0.077	13:08:14.748
11	59.471		13:09:14.219
12	59.537	+0.066	13:10:13.756
(95) Luke Thackeray			
1	1:04.674	+5.289	12:59:10.598
2	1:01.516	+2.131	13:00:12.114
3	1:01.122	+1.737	13:01:13.236
4	1:01.300	+1.915	13:02:14.536
5	1:00.539	+1.154	13:03:15.075
6	1:00.876	+1.491	13:04:15.951
7	59.825	+0.440	13:05:15.776
8	1:00.079	+0.694	13:06:15.855
9	1:00.033	+0.648	13:07:15.888
10	59.499	+0.114	13:08:15.387
11	59.603	+0.218	13:09:14.990
12	59.385		13:10:14.375
(37) Clinton Carver			
1	1:04.468	+4.819	12:59:10.089
2	1:02.145	+2.496	13:00:12.234
3	1:01.185	+1.536	13:01:13.419
4	1:01.254	+1.605	13:02:14.673
5	1:00.532	+0.883	13:03:15.205
6	1:01.353	+1.704	13:04:16.558
7	1:00.658	+1.009	13:05:17.216
8	1:00.599	+0.950	13:06:17.815
9	1:01.301	+1.652	13:07:19.116
10	1:01.433	+1.784	13:08:20.549
11	59.994	+0.345	13:09:20.543
12	59.649		13:10:20.192
(34) Louis Dawson			
1	1:05.231	+5.247	12:59:10.878
2	1:02.165	+2.181	13:00:13.043
3	1:01.367	+1.383	13:01:14.410
4	1:01.281	+1.297	13:02:15.691
5	1:00.859	+0.875	13:03:16.550
6	1:00.136	+0.152	13:04:16.686
7	1:00.648	+0.664	13:05:17.334
8	1:00.540	+0.556	13:06:17.874
9	1:01.339	+1.355	13:07:19.213
10	1:01.087	+1.103	13:08:20.300
11	59.984		13:09:20.284
12	1:00.003	+0.019	13:10:20.287
(94) Jamie Thackeray			
1	1:05.229	+6.057	12:59:10.512
2	1:02.075	+2.903	13:00:12.587
3	1:01.963	+2.791	13:01:14.550
4	1:01.676	+2.504	13:02:16.226
5	1:00.685	+1.513	13:03:16.911
6	1:01.753	+2.581	13:04:18.664
7	1:01.101	+1.929	13:05:19.765
8	1:00.816	+1.644	13:06:20.581
9	1:00.604	+1.432	13:07:21.185
10	1:00.446	+1.274	13:08:21.631
11	59.552	+0.380	13:09:21.183
12	59.172		13:10:20.355

Timekeeper:

Race Director

Weather / Track: Raining / Wet

Results @ www.sportstimingservices.com

Printed: 04/03/2012 13:13:52





Thundersport GB Rounds 1 and 2

Aprilia RRV450GP

Brands Hatch 1.199 Miles

Race 6

04/03/2012 12:58

Race started at 12:58:01

Lap	Lap Tm	Diff	Time of Day
(212) Russell Brown			
1	1:06.254	+5.623	12:59:12.401
2	1:02.159	+1.528	13:00:14.560
3	1:01.566	+0.935	13:01:16.126
4	1:02.141	+1.510	13:02:18.267
5	1:02.164	+1.533	13:03:20.431
6	1:02.195	+1.564	13:04:22.626
7	1:02.068	+1.437	13:05:24.694
8	1:01.879	+1.248	13:06:26.573
9	1:01.563	+0.932	13:07:28.136
10	1:01.532	+0.901	13:08:29.668
11	1:01.352	+0.721	13:09:31.020
12	1:00.631		13:10:31.651

(8) Acea Webb			
1	1:06.250	+6.033	12:59:12.274
2	1:03.942	+3.725	13:00:16.216
3	1:03.498	+3.281	13:01:19.714
4	1:02.335	+2.118	13:02:22.049
5	1:02.057	+1.840	13:03:24.106
6	1:02.387	+2.170	13:04:26.493
7	1:02.164	+1.947	13:05:28.657
8	1:02.602	+2.385	13:06:31.259
9	1:01.566	+1.349	13:07:32.825
10	1:00.786	+0.569	13:08:33.611
11	1:00.217		13:09:33.828
12	1:01.416	+1.199	13:10:35.244

(29) Phil Canessa			
1	1:05.489	+4.631	12:59:10.843
2	1:02.023	+1.165	13:00:12.866
3	1:01.342	+0.484	13:01:14.208
4	1:01.393	+0.535	13:02:15.601
5	1:00.858		13:03:16.459
6	1:02.167	+1.309	13:04:18.626
7	1:02.856	+1.998	13:05:21.482
8	1:02.861	+2.003	13:06:24.343
9	1:02.814	+1.956	13:07:27.157
10	1:02.409	+1.551	13:08:29.566
11	1:02.659	+1.801	13:09:32.225
12	1:03.046	+2.188	13:10:35.271

(61) Harry Coomber			
1	1:02.716	+2.977	12:59:08.096
2	1:00.399	+0.660	13:00:08.495
3	59.739		13:01:08.234
4	1:00.542	+0.803	13:02:08.776
5	1:00.525	+0.786	13:03:09.301

(54) Sam Cox			
1	1:01.682	+1.500	12:59:06.064
2	1:00.182		13:00:06.246

(22) Alex Baker			
1	1:04.906	+4.292	12:59:10.630
2	1:00.614		13:00:11.244

Lap Lap Tm Diff Time of Day

Lap Lap Tm Diff Time of Day

Timekeeper:

Race Director

Weather / Track: Raining / Wet

Results @ www.sportstimingservices.com

Printed: 04/03/2012 13:13:52





Thundersport GB Rounds 1 and 2

Sorted on Laps

Aprilia RRV450GP

Brands Hatch 1.199 Miles

Race 15

04/03/2012 16:28

Race started at 16:28:35

Pos	No.	Name	Bike	CC	Laps	Total Tm	Diff	Gap	Best Tm	Best Speed	Avg. Speed	Start Pos
1	11	David Allingham	Aprilia	450	10	10:02.738			58.580	73.684	71.613	0
2	7	Callan Cooper	Aprilia	450	10	10:03.200	0.462	0.462	58.280	74.063	71.558	0
3	20	Tom Oliver	Aprilia	450	10	10:03.875	1.137	0.675	58.584	73.679	71.478	0
4	15	Ross Twyman	Aprilia	450	10	10:20.259	17.521	16.384	1:00.431	71.427	69.590	0
5	75	Bradley Jones	Aprilia	450	10	10:20.869	18.131	0.610	59.865	72.102	69.522	0
6	54	Sam Cox	Aprilia	450	10	10:24.491	21.753	3.622	1:01.033	70.722	69.119	0
7	3	Michael Clifford	Aprilia	450	10	10:32.712	29.974	8.221	1:02.052	69.561	68.221	0
8	9	Ben Luxton	Aprilia	450	10	10:36.083	33.345	3.371	1:01.521	70.161	67.859	0
9	37	Clinton Carver	Aprilia	450	10	10:36.228	33.490	0.145	1:01.722	69.933	67.844	0
10	95	Luke Thackeray	Aprilia	450	10	10:36.743	34.005	0.515	1:01.459	70.232	67.789	0
11	34	Louis Dawson	Aprilia	450	10	10:36.819	34.081	0.076	1:01.578	70.096	67.781	0
12	22	Alex Baker	Aprilia	450	10	10:49.599	46.861	12.780	1:02.818	68.713	66.447	0
13	94	Jamie Thackeray	Aprilia	450	10	10:50.117	47.379	0.518	1:02.282	69.304	66.394	0
14	212	Russell Brown	Aprilia	450	10	10:54.562	51.824	4.445	1:03.843	67.610	65.943	0
15	8	Acea Webb	Aprilia	450	10	11:04.335	1:01.597	9.773	1:04.556	66.863	64.973	0
16	29	Phil Canessa	Aprilia	450	10	11:04.893	1:02.155	0.558	1:04.782	66.630	64.919	0
Not classified												
DNF	99	Jordan Hole	Aprilia	450	7	7:07.958	DNF		58.803	73.404	70.602	0
DNF	61	Harry Coomber	Aprilia	450	5	5:19.960	DNF		1:01.557	70.120	67.452	0
DNF	14	Will Hodgson	Aprilia	450	2	2:14.554	DNF		1:05.379	66.021	64.159	0

Margin of Victory	Avg. Speed	Best Lap Tm	Best Speed	Best Lap by
0.462	71.613	58.280	74.063	7 - Callan Cooper

Timekeeper:

Race Director

Weather / Track: Raining / Wet

Results @ www.sportstimingsservices.com





Thundersport GB Rounds 1 and 2

Lapchart

Aprilia RRV450GP

Brands Hatch 1.199 Miles

Race 15

04/03/2012 16:28

Race started at 16:28:35

Competitors

Laps

	0	1	2	3	4	5	6	7	8	9	10
Sam Cox (54)	1	54	11	11	11	11	11	11	11	11	11
Callan Cooper (7)	2	7	7	7	7	7	7	7	7	7	7
Will Hodgson (14)	3	14	20	20	20	20	20	20	20	20	20
Tom Oliver (20)	4	20	99	99	99	99	99	99	15	15	15
David Allingham (11)	5	11	15	15	15	15	15	15	75	75	75
Jordan Hole (99)	6	99	14	54	54	54	75	75	54	54	54
Michael Clifford (3)	7	3	3	3	75	75	54	54	54	3	3
Phil Canessa (29)	8	29	54	75	3	61	61	3	3	37	37
Bradley Jones (75)	9	75	75	61	61	3	3	37	37	9	9
Ross Twyman (15)	10	15	95	14	95	95	37	95	9	34	34
Jamie Thackeray (94)	11	94	61	95	37	37	95	9	34	95	95
Harry Coomber (61)	12	61	29	37	9	9	9	34	95	94	94
Luke Thackeray (95)	13	95	37	22	94	34	34	94	94	22	22
Ben Luxton (9)	14	9	94	9	34	94	94	22	22	212	212
Louis Dawson (34)	15	34	22	94	22	22	22	212	212	8	8
Clinton Carver (37)	16	37	9	34	212	212	212	29	29	29	29
Acea Webb (8)	17	8	34	212	29	29	29	8	8		
Alex Baker (22)	18	22	8	29	8	8	8				
Russell Brown (212)	19	212	212	8							

Timekeeper:


Race Director

Weather / Track: Raining / Wet

Results @ www.sportstimingsservices.com

Printed: 04/03/2012 16:42:21





Thundersport GB Rounds 1 and 2

Aprilia RRV450GP

Brands Hatch 1.199 Miles

Race 15

04/03/2012 16:28

Race started at 16:28:35

Lap	Lap Tm	Diff	Time of Day
(11) David Allingham			
1	1:03.617	+5.037	16:29:41.904
2	1:00.384	+1.804	16:30:42.288
3	1:00.080	+1.500	16:31:42.368
4	59.949	+1.369	16:32:42.317
5	59.883	+1.303	16:33:42.200
6	59.543	+0.963	16:34:41.743
7	59.430	+0.850	16:35:41.173
8	59.033	+0.453	16:36:40.206
9	59.096	+0.516	16:37:39.302
10	58.580		16:38:37.882
(7) Callan Cooper			
1	1:04.020	+5.740	16:29:42.096
2	1:00.306	+2.026	16:30:42.402
3	1:00.015	+1.735	16:31:42.417
4	59.908	+1.628	16:32:42.325
5	59.915	+1.635	16:33:42.240
6	59.511	+1.231	16:34:41.751
7	59.442	+1.162	16:35:41.193
8	59.588	+1.308	16:36:40.781
9	59.283	+1.003	16:37:40.064
10	58.280		16:38:38.344
(20) Tom Oliver			
1	1:04.228	+5.644	16:29:42.394
2	1:00.215	+1.631	16:30:42.609
3	1:00.036	+1.452	16:31:42.645
4	1:00.023	+1.439	16:32:42.668
5	59.708	+1.124	16:33:42.376
6	59.514	+0.930	16:34:41.890
7	59.571	+0.987	16:35:41.461
8	59.485	+0.901	16:36:40.946
9	59.489	+0.905	16:37:40.435
10	58.584		16:38:39.019
(15) Ross Twyman			
1	1:05.255	+4.824	16:29:44.223
2	1:02.304	+1.873	16:30:46.527
3	1:01.742	+1.311	16:31:48.269
4	1:01.206	+0.775	16:32:49.475
5	1:00.723	+0.292	16:33:50.198
6	1:00.431		16:34:50.629
7	1:01.454	+1.023	16:35:52.083
8	1:01.532	+1.101	16:36:53.615
9	1:00.981	+0.550	16:37:54.596
10	1:00.807	+0.376	16:38:55.403
(75) Bradley Jones			
1	1:05.856	+5.991	16:29:44.799
2	1:03.717	+3.852	16:30:48.516
3	1:01.770	+1.905	16:31:50.286
4	1:01.360	+1.495	16:32:51.646
5	1:01.494	+1.629	16:33:53.140
6	1:00.954	+1.089	16:34:54.094
7	1:01.057	+1.192	16:35:55.151
8	1:00.746	+0.881	16:36:55.897
9	1:00.251	+0.386	16:37:56.148
10	59.865		16:38:56.013

Lap	Lap Tm	Diff	Time of Day
(54) Sam Cox			
1	1:06.381	+5.348	16:29:44.402
2	1:02.447	+1.414	16:30:46.849
3	1:01.871	+0.838	16:31:48.720
4	1:02.633	+1.600	16:32:51.353
5	1:02.027	+0.994	16:33:53.380
6	1:01.033		16:34:54.413
7	1:01.066	+0.033	16:35:55.479
8	1:01.652	+0.619	16:36:57.131
9	1:01.189	+0.156	16:37:58.320
10	1:01.315	+0.282	16:38:59.635
(3) Michael Clifford			
1	1:05.611	+3.559	16:29:44.332
2	1:03.636	+1.584	16:30:47.968
3	1:03.002	+0.950	16:31:50.970
4	1:02.735	+0.683	16:32:53.705
5	1:02.677	+0.625	16:33:56.382
6	1:02.470	+0.418	16:34:58.852
7	1:02.472	+0.420	16:36:01.324
8	1:02.052		16:37:03.376
9	1:02.154	+0.102	16:38:05.530
10	1:02.326	+0.274	16:39:07.856
(9) Ben Luxton			
1	1:07.662	+6.141	16:29:46.966
2	1:04.758	+3.237	16:30:51.724
3	1:03.846	+2.325	16:31:55.570
4	1:02.530	+1.009	16:32:58.100
5	1:02.604	+1.083	16:34:00.704
6	1:02.089	+0.568	16:35:02.793
7	1:01.773	+0.252	16:36:04.566
8	1:02.352	+0.831	16:37:06.918
9	1:02.788	+1.267	16:38:09.706
10	1:01.521		16:39:11.227
(37) Clinton Carver			
1	1:07.363	+5.641	16:29:46.781
2	1:04.348	+2.626	16:30:51.129
3	1:04.051	+2.329	16:31:55.180
4	1:02.112	+0.390	16:32:57.292
5	1:02.206	+0.484	16:33:59.498
6	1:02.563	+0.841	16:35:02.061
7	1:02.463	+0.741	16:36:04.524
8	1:02.379	+0.657	16:37:06.903
9	1:02.747	+1.025	16:38:09.650
10	1:01.722		16:39:11.372
(95) Luke Thackeray			
1	1:05.713	+4.254	16:29:45.012
2	1:05.068	+3.609	16:30:50.080
3	1:03.531	+2.072	16:31:53.611
4	1:02.861	+1.402	16:32:56.472
5	1:03.144	+1.685	16:33:59.616
6	1:03.072	+1.613	16:35:02.688
7	1:02.625	+1.166	16:36:05.313
8	1:02.307	+0.848	16:37:07.620
9	1:02.808	+1.349	16:38:10.428
10	1:01.459		16:39:11.887
(34) Louis Dawson			

Lap	Lap Tm	Diff	Time of Day
(22) Alex Baker			
1	1:07.621	+6.043	16:29:47.031
2	1:05.035	+3.457	16:30:52.066
3	1:04.373	+2.795	16:31:56.439
4	1:03.266	+1.688	16:32:59.705
5	1:02.182	+0.604	16:34:01.887
6	1:01.578		16:35:03.465
7	1:01.812	+0.234	16:36:05.277
8	1:01.721	+0.143	16:37:06.998
9	1:02.998	+1.420	16:38:09.996
10	1:01.967	+0.389	16:39:11.963
(94) Jamie Thackeray			
1	1:07.200	+4.382	16:29:46.923
2	1:04.322	+1.504	16:30:51.245
3	1:05.410	+2.592	16:31:56.655
4	1:04.453	+1.635	16:33:01.108
5	1:02.818		16:34:03.926
6	1:03.352	+0.534	16:35:07.278
7	1:03.201	+0.383	16:36:10.479
8	1:04.489	+1.671	16:37:14.968
9	1:05.125	+2.307	16:38:20.093
10	1:04.650	+1.832	16:39:24.743
(212) Russell Brown			
1	1:08.332	+4.489	16:29:48.148
2	1:05.685	+1.842	16:30:53.833
3	1:03.843		16:31:57.676
4	1:04.214	+0.371	16:33:01.890
5	1:04.541	+0.698	16:34:06.431
6	1:04.795	+0.952	16:35:11.226
7	1:04.034	+0.191	16:36:15.260
8	1:04.524	+0.681	16:37:19.784
9	1:05.224	+1.381	16:38:25.008
10	1:04.698	+0.855	16:39:29.706
(8) Acea Webb			
1	1:08.344	+3.788	16:29:48.054
2	1:06.486	+1.930	16:30:54.540
3	1:06.407	+1.851	16:32:00.947
4	1:07.245	+2.689	16:33:08.192
5	1:05.626	+1.070	16:34:13.818
6	1:05.683	+1.127	16:35:19.501
7	1:04.981	+0.425	16:36:24.482
8	1:04.972	+0.416	16:37:29.454
9	1:04.556		16:38:34.010
10	1:05.469	+0.913	16:39:39.479
(29) Phil Canessa			
1	1:07.603	+2.821	16:29:46.543

Timekeeper:
Race Director
Weather / Track: Raining / Wet
Results @ www.sportstimingservices.com
Printed: 04/03/2012 16:42:02





Thundersport GB Rounds 1 and 2

Aprilia RRV450GP

Brands Hatch 1.199 Miles

Race 15

04/03/2012 16:28

Race started at 16:28:35



Lap	Lap Tm	Diff	Time of Day
2	1:07.584	+2.802	16:30:54.127
3	1:06.683	+1.901	16:32:00.810
4	1:06.835	+2.053	16:33:07.645
5	1:06.089	+1.307	16:34:13.734
6	1:05.675	+0.893	16:35:19.409
7	1:04.782		16:36:24.191
8	1:05.268	+0.486	16:37:29.459
9	1:05.632	+0.850	16:38:35.091
10	1:04.946	+0.164	16:39:40.037

(99) Jordan Hole

1	1:05.543	+6.740	16:29:44.054
2	1:00.464	+1.661	16:30:44.518
3	1:00.546	+1.743	16:31:45.064
4	1:00.306	+1.503	16:32:45.370
5	59.950	+1.147	16:33:45.320
6	58.979	+0.176	16:34:44.299
7	58.803		16:35:43.102

(61) Harry Coomber

1	1:06.067	+4.510	16:29:45.317
2	1:04.109	+2.552	16:30:49.426
3	1:02.446	+0.889	16:31:51.872
4	1:01.675	+0.118	16:32:53.547
5	1:01.557		16:33:55.104

(14) Will Hodgson

1	1:06.237	+0.858	16:29:44.319
2	1:05.379		16:30:49.698

Lap Lap Tm Diff Time of Day

Lap Lap Tm Diff Time of Day

Timekeeper:

Race Director

Weather / Track: Raining / Wet

Results @ www.sportstimservices.com

Printed: 04/03/2012 16:42:02





Thundersport GB Rounds 1 and 2

Sorted on Best Lap time

Aprilia Superteens

Brands Hatch 1.199 Miles

Qualifying

03/03/2012 09:02

Practice started at 9:02:52

Pos	No.	Name	Bike	CC	Best Tm	Best Speed	Gap	Diff	In Lap	2nd Best
1	8	Lewis Rollo	Aprilia	125	1:00.636	71.185			12	1:00.708
2	111	Sam Smith	Aprilia	125	1:01.672	69.990	1.036	1.036	5	1:02.493
3	41	Milo Ward	Aprilia	125	1:04.129	67.308	2.457	3.493	8	1:04.260
4	5	George Stanley	Aprilia	125	1:04.190	67.244	0.061	3.554	10	1:04.849
5	95	Ross Simpson	Aprilia	125 n	1:04.198	67.236	0.008	3.562	8	1:04.228
6	97	Bradley Perie	Aprilia	125 n	1:04.357	67.070	0.159	3.721	12	1:04.380
7	44	Conner Moody	Aprilia	125	1:05.186	66.217	0.829	4.550	9	1:05.979
8	28	Keenan Armstrong	Aprilia	125 n	1:05.398	66.002	0.212	4.762	10	1:06.159
9	24	James Hobson	Aprilia	125	1:05.781	65.618	0.383	5.145	12	1:05.808
10	23	Nathan Harrison	Aprilia	125 n	1:06.949	64.473	1.168	6.313	11	1:07.352
11	67	Gideon Thomas	Aprilia	125 n	1:07.508	63.939	0.559	6.872	11	1:09.154
12	48	Hamish Adamski	Aprilia	125	1:08.244	63.250	0.736	7.608	9	1:08.257
13	74	Joe Thompson	Aprilia	125	1:08.411	63.095	0.167	7.775	10	1:08.802
14	122	Zak Cordery	Aprilia	125 n	1:08.971	62.583	0.560	8.335	11	1:09.384
15	58	Cameron Lee	Aprilia	125	1:10.785	60.979	1.814	10.149	8	1:10.861
16	43	Alex Platt	Aprilia	125	1:13.646	58.610	2.861	13.010	8	1:14.619
17	7	William Caines	Aprilia	125 n	1:14.249	58.134	0.603	13.613	3	1:15.350
18	96	Conor Wheeler	Aprilia	125 n	1:14.285	58.106	0.036	13.649	9	1:14.959
19	15	Rhys Wilks	Aprilia	125 n	1:14.435	57.989	0.150	13.799	6	1:17.329
20	77	Ryan McAdam	Aprilia	125	1:16.840	56.174	2.405	16.204	9	1:16.874
21	4	Louis Valleley	Aprilia	125 n	1:20.688	53.495	3.848	20.052	3	1:22.322
22	93	William Holland	Aprilia	125 n	1:31.870	46.984	11.182	31.234	6	1:32.259
23	52	Oilly Brocklesby	Aprilia	125 n	-	-	-	-	0	-
24	18	Leighan Hunt	Aprilia	125	-	-	-	-	0	-

Announcements

No.41 , 48 & 111 - No TRANSPONDER

No.5 - Fastest Lap disallowed - Ignoring Chequered Flag

Timekeeper:

Race Director

Weather / Track: Overcast / Damp Patches

Results @ www.sportstimingsservices.com

Printed: 03/03/2012 09:23:08






Thundersport GB Rounds 1 and 2

Aprilia Superteens
 Race 1 & 10 Saturday - Starting Grid
 Race

Brands Hatch 1.199 Miles
 03/03/2012



POLE POSITION

1	1	2	3	4
	8	111	41	5
2	5	6	7	8
	95	97	44	28
3	9	10	11	12
	24	23	67	48
4	13	14	15	16
	74	122	58	43
5	17	18	19	20
	7	96	15	77
6	21	22	23	24
	4	93	52	18

Timekeeper:
 Race Director
 Weather / Track:
 Results @ www.sportstimeservices.com
 Printed: 03/03/2012 09:24:24





Thundersport GB Rounds 1 and 2

Sorted on Laps

Aprilia Superteens

Brands Hatch 1.199 Miles

Race 1

03/03/2012 11:43

Race started at 11:43:09

Pos	No.	Name	Bike	CC	Laps	Total Tm	Diff	Gap	Best Tm	Best Speed	Avg. Speed	Start Pos
1	8	Lewis Rollo	Aprilia	125	12	12:31.679			1:01.001	70.759	68.908	1
2	41	Milo Ward	Aprilia	125	12	12:40.365	8.686	8.686	1:01.585	70.088	68.121	3
3	111	Sam Smith	Aprilia	125	12	12:40.879	9.200	0.514	1:01.944	69.682	68.075	2
4	5	George Stanley	Aprilia	125	12	13:08.608	36.929	27.729	1:03.112	68.393	65.681	4
5	97	Bradley Perie	Aprilia	125 n	12	13:15.553	43.874	6.945	1:04.413	67.011	65.108	6
6	95	Ross Simpson	Aprilia	125 n	12	13:15.684	44.005	0.131	1:03.426	68.054	65.097	5
7	44	Conner Moody	Aprilia	125	12	13:16.417	44.738	0.733	1:03.912	67.537	65.037	7
8	58	Cameron Lee	Aprilia	125	12	13:18.350	46.671	1.933	1:04.096	67.343	64.880	15
9	28	Keenan Armstrong	Aprilia	125 n	12	13:18.764	47.085	0.414	1:04.382	67.044	64.846	8
10	24	James Hobson	Aprilia	125	12	13:24.695	53.016	5.931	1:04.299	67.130	64.368	9
11	67	Gideon Thomas	Aprilia	125 n	11	12:36.478	1 Lap	1 Lap	1:05.987	65.413	62.765	11
12	74	Joe Thompson	Aprilia	125	11	12:47.641	1 Lap	11.163	1:07.445	63.999	61.852	13
13	48	Hamish Adamski	Aprilia	125	11	12:49.997	1 Lap	2.356	1:07.405	64.037	61.663	12
14	43	Alex Platt	Aprilia	125	11	12:58.235	1 Lap	8.238	1:07.483	63.963	61.010	16
15	122	Zak Cordery	Aprilia	125 n	11	12:58.369	1 Lap	0.134	1:06.534	64.875	61.000	14
16	77	Ryan McAdam	Aprilia	125	11	12:58.538	1 Lap	0.169	1:06.690	64.723	60.987	20
17	23	Nathan Harrison	Aprilia	125 n	11	13:15.627	1 Lap	17.089	1:08.584	62.936	59.677	10
18	7	William Caines	Aprilia	125 n	11	13:15.671	1 Lap	0.044	1:09.707	61.922	59.673	17
19	96	Conor Wheeler	Aprilia	125 n	11	13:16.168	1 Lap	0.497	1:09.040	62.520	59.636	18
20	93	William Holland	Aprilia	125 n	10	12:42.183	2 Laps	1 Lap	1:13.467	58.753	56.632	22
21	4	Louis Valleley	Aprilia	125 n	10	12:53.927	2 Laps	11.744	1:14.659	57.815	55.773	21
22	52	Olly Brocklesby	Aprilia	125 n	9	13:19.589	3 Laps	1 Lap	1:11.283	60.553	48.584	23
Not classified												
DNF	15	Rhys Wilks	Aprilia	125 n	9	11:07.348	DNF		1:09.958	61.700	58.212	19
DNF	18	Leighan Hunt	Aprilia	125	4	5:51.277	DNF		1:22.794	52.134	49.151	24

Margin of Victory	Avg. Speed	Best Lap Tm	Best Speed	Best Lap by
8.686	68.908	1:01.001	70.759	8 - Lewis Rollo

Timekeeper:

Race Director

Weather / Track: Raining / Wet

Results @ www.sportstimingsservices.com





Thundersport GB Rounds 1 and 2

Lapchart

Aprilia Superteens

Brands Hatch 1.199 Miles

Race 1

03/03/2012 11:43

Race started at 11:43:09

Competitors

Laps

	0	1	2	3	4	5	6	7	8	9	10	11	12
Milo Ward (41)	1	41	8	8	8	8	8	8	8	8	8	8	8
Sam Smith (111)	2	111	111	111	111	111	111	111	111	111	111	111	111
Lewis Rollo (8)	3	8	41	41	41	41	41	41	41	41	41	41	111
Keenan Armstrong (28)	4	28	5	5	5	5	5	5	5	5	5	5	5
George Stanley (5)	5	5	28	28	28	97	97	97	97	97	97	97	97
Ross Simpson (95)	6	95	74	74	97	28	28	28	28	95	95	95	95
Conner Moody (44)	7	44	48	97	44	44	44	44	95	44	44	44	44
Nathan Harrison (23)	8	23	44	44	95	95	95	95	44	28	28	28	58
Joe Thompson (74)	9	74	97	95	48	58	58	58	58	58	58	58	28
Hamish Adamski (48)	10	48	95	48	58	48	48	24	24	24	24	24	24
James Hobson (24)	11	24	24	58	74	24	24	48	67	67	67	67	67
Cameron Lee (58)	12	58	58	24	24	74	74	67	48	48	48	48	74
Ryan McAdam (77)	13	77	23	67	67	67	67	74	74	74	74	74	48
Louis Valleley (4)	14	4	77	77	77	77	77	122	43	43	43	43	43
Gideon Thomas (67)	15	67	67	23	122	122	122	77	122	122	122	122	122
William Caines (7)	16	7	7	122	43	43	43	43	77	77	77	77	77
Conor Wheeler (96)	17	96	122	43	7	7	7	7	7	7	7	7	23
William Holland (93)	18	93	43	7	23	23	23	23	23	23	96	23	7
Bradley Perie (97)	19	97	4	96	96	96	96	96	96	96	23	96	96
Alex Platt (43)	20	43	96	4	15	15	15	15	15	15	15	93	
Olly Brocklesby (52)	21	52	15	15	4	93	93	93	93	93	93	4	
Zak Cordery (122)	22	122	52	93	93	4	4	4	4	4	4	4	
Rhys Wilks (15)	23	15	93	52	18	18	52	52	52	52	52	52	
Leighan Hunt (18)	24	18	18	18	52	52							

Timekeeper:

Race Director

Weather / Track: Raining / Wet

Results @ www.sportstimeservices.com

Printed: 03/03/2012 11:59:19





Thundersport GB Rounds 1 and 2

Aprilia Superteens

Brands Hatch 1.199 Miles

Race 1

03/03/2012 11:43

Race started at 11:43:09

Lap	Lap Tm	Diff	Time of Day
(8) Lewis Rollo			
1	1:05.746	+4.745	11:44:18.230
2	1:03.069	+2.068	11:45:21.299
3	1:02.063	+1.062	11:46:23.362
4	1:01.953	+0.952	11:47:25.315
5	1:01.963	+0.962	11:48:27.278
6	1:02.319	+1.318	11:49:29.597
7	1:02.223	+1.222	11:50:31.820
8	1:02.826	+1.825	11:51:34.646
9	1:01.001		11:52:35.647
10	1:01.581	+0.580	11:53:37.228
11	1:01.427	+0.426	11:54:38.655
12	1:02.292	+1.291	11:55:40.947

(41) Milo Ward			
1	1:08.248	+6.663	11:44:20.537
2	1:04.533	+2.948	11:45:25.070
3	1:03.287	+1.702	11:46:28.357
4	1:02.671	+1.086	11:47:31.028
5	1:02.532	+0.947	11:48:33.560
6	1:02.511	+0.926	11:49:36.071
7	1:02.608	+1.023	11:50:38.679
8	1:02.421	+0.836	11:51:41.100
9	1:03.358	+1.773	11:52:44.458
10	1:01.892	+0.307	11:53:46.350
11	1:01.698	+0.113	11:54:48.048
12	1:01.585		11:55:49.633

(111) Sam Smith			
1	1:07.259	+5.315	11:44:19.720
2	1:04.570	+2.626	11:45:24.290
3	1:02.883	+0.939	11:46:27.173
4	1:03.217	+1.273	11:47:30.390
5	1:02.471	+0.527	11:48:32.861
6	1:02.689	+0.745	11:49:35.550
7	1:02.792	+0.848	11:50:38.342
8	1:01.944		11:51:40.286
9	1:02.929	+0.985	11:52:43.215
10	1:02.137	+0.193	11:53:45.352
11	1:01.995	+0.051	11:54:47.347
12	1:02.800	+0.856	11:55:50.147

(5) George Stanley			
1	1:07.916	+4.804	11:44:20.631
2	1:06.089	+2.977	11:45:26.720
3	1:05.474	+2.362	11:46:32.194
4	1:05.866	+2.754	11:47:38.060
5	1:07.846	+4.734	11:48:45.906
6	1:05.566	+2.454	11:49:51.472
7	1:05.978	+2.866	11:50:57.450
8	1:04.589	+1.477	11:52:02.039
9	1:03.472	+0.360	11:53:05.511
10	1:03.112		11:54:08.623
11	1:05.164	+2.052	11:55:13.787
12	1:04.089	+0.977	11:56:17.876

(97) Bradley Perie			
1	1:11.123	+6.710	11:44:26.255
2	1:06.951	+2.538	11:45:33.206
3	1:05.876	+1.463	11:46:39.082

4	1:05.667	+1.254	11:47:44.749
5	1:05.637	+1.224	11:48:50.386
6	1:04.986	+0.573	11:49:55.372
7	1:04.797	+0.384	11:51:00.169
8	1:05.246	+0.833	11:52:05.415
9	1:04.413		11:53:09.828
10	1:04.542	+0.129	11:54:14.370
11	1:04.563	+0.150	11:55:18.933
12	1:05.888	+1.475	11:56:24.821

(95) Ross Simpson			
1	1:13.365	+9.939	11:44:26.477
2	1:07.672	+4.246	11:45:34.149
3	1:06.918	+3.492	11:46:41.067
4	1:05.585	+2.159	11:47:46.652
5	1:06.100	+2.674	11:48:52.752
6	1:04.444	+1.018	11:49:57.196
7	1:04.119	+0.693	11:51:01.315
8	1:05.803	+2.377	11:52:07.118
9	1:03.426		11:53:10.544
10	1:04.801	+1.375	11:54:15.345
11	1:03.998	+0.572	11:55:19.343
12	1:05.609	+2.183	11:56:24.952

(44) Conner Moody			
1	1:12.691	+8.779	11:44:25.918
2	1:07.749	+3.837	11:45:33.667
3	1:06.938	+3.026	11:46:40.605
4	1:05.451	+1.539	11:47:46.056
5	1:06.181	+2.269	11:48:52.237
6	1:04.924	+1.012	11:49:57.161
7	1:04.838	+0.926	11:51:01.999
8	1:05.681	+1.769	11:52:07.680
9	1:04.559	+0.647	11:53:12.239
10	1:04.688	+0.776	11:54:16.927
11	1:04.846	+0.934	11:55:21.773
12	1:03.912		11:56:25.685

(58) Cameron Lee			
1	1:13.519	+9.423	11:44:27.389
2	1:08.242	+4.146	11:45:35.631
3	1:07.537	+3.441	11:46:43.168
4	1:06.335	+2.239	11:47:49.503
5	1:05.460	+1.364	11:48:54.963
6	1:05.185	+1.089	11:50:00.148
7	1:04.144	+0.048	11:51:04.292
8	1:04.432	+0.336	11:52:08.724
9	1:04.656	+0.560	11:53:13.380
10	1:04.294	+0.198	11:54:17.674
11	1:05.848	+1.752	11:55:23.522
12	1:04.096		11:56:27.618

(28) Keenan Armstrong			
1	1:10.133	+5.751	11:44:22.771
2	1:08.204	+3.822	11:45:30.975
3	1:07.317	+2.935	11:46:38.292
4	1:06.932	+2.550	11:47:45.224
5	1:06.556	+2.174	11:48:51.780
6	1:04.831	+0.449	11:49:56.611
7	1:04.409	+0.027	11:51:01.020
8	1:07.338	+2.956	11:52:08.358

9	1:04.382		11:53:12.740
10	1:04.489	+0.107	11:54:17.229
11	1:05.224	+0.842	11:55:22.453
12	1:05.579	+1.197	11:56:28.032

(24) James Hobson			
1	1:13.177	+8.878	11:44:26.976
2	1:09.424	+5.125	11:45:36.400
3	1:07.590	+3.291	11:46:43.990
4	1:08.998	+4.699	11:47:52.988
5	1:06.548	+2.249	11:48:59.536
6	1:05.668	+1.369	11:50:05.204
7	1:04.864	+0.565	11:51:10.068
8	1:04.886	+0.587	11:52:14.954
9	1:05.883	+1.584	11:53:20.837
10	1:04.299		11:54:25.136
11	1:04.407	+0.108	11:55:29.543
12	1:04.420	+0.121	11:56:33.963

(67) Gideon Thomas			
1	1:17.950	+11.963	11:44:32.202
2	1:09.899	+3.912	11:45:42.101
3	1:07.819	+1.832	11:46:49.920
4	1:06.494	+0.507	11:47:56.414
5	1:08.318	+2.331	11:49:04.732
6	1:07.616	+1.629	11:50:12.348
7	1:06.214	+0.227	11:51:18.562
8	1:05.987		11:52:24.549
9	1:06.795	+0.808	11:53:31.344
10	1:06.733	+0.746	11:54:38.077
11	1:07.669	+1.682	11:55:45.746

(74) Joe Thompson			
1	1:10.772	+3.327	11:44:24.197
2	1:08.892	+1.447	11:45:33.089
3	1:10.305	+2.860	11:46:43.394
4	1:11.041	+3.596	11:47:54.435
5	1:10.079	+2.634	11:49:04.514
6	1:09.980	+2.535	11:50:14.494
7	1:08.911	+1.466	11:51:23.405
8	1:08.253	+0.808	11:52:31.658
9	1:07.445		11:53:39.103
10	1:09.752	+2.307	11:54:48.855
11	1:08.054	+0.609	11:55:56.909

(48) Hamish Adamski			
1	1:12.197	+4.792	11:44:25.735
2	1:08.995	+1.590	11:45:34.730
3	1:08.426	+1.021	11:46:43.156
4	1:08.914	+1.509	11:47:52.070
5	1:07.405		11:48:59.475
6	1:09.232	+1.827	11:50:08.707
7	1:10.690	+3.285	11:51:19.397
8	1:09.889	+2.484	11:52:29.286
9	1:09.452	+2.047	11:53:38.738
10	1:09.946	+2.541	11:54:48.684
11	1:10.581	+3.176	11:55:59.265

(43) Alex Platt			
1	1:18.792	+11.309	11:44:34.325
2	1:11.547	+4.064	11:45:45.872

Timekeeper:

Race Director

Weather / Track: Raining / Wet

Results @ www.sportstimingservices.com





Thundersport GB Rounds 1 and 2

Aprilia Superteens

Brands Hatch 1.199 Miles

Race 1

03/03/2012 11:43

Race started at 11:43:09

Lap	Lap Tm	Diff	Time of Day
3	1:11.626	+4.143	11:46:57.498
4	1:09.834	+2.351	11:48:07.332
5	1:09.880	+2.397	11:49:17.212
6	1:10.601	+3.118	11:50:27.813
7	1:08.799	+1.316	11:51:36.612
8	1:07.483		11:52:44.095
9	1:07.999	+0.516	11:53:52.094
10	1:07.754	+0.271	11:54:59.848
11	1:07.655	+0.172	11:56:07.503

(122) Zak Cordery

1	1:17.837	+11.303	11:44:34.142
2	1:11.253	+4.719	11:45:45.395
3	1:11.334	+4.800	11:46:56.729
4	1:10.397	+3.863	11:48:07.126
5	1:09.974	+3.440	11:49:17.100
6	1:10.483	+3.949	11:50:27.583
7	1:09.062	+2.528	11:51:36.645
8	1:09.047	+2.513	11:52:45.692
9	1:08.273	+1.739	11:53:53.965
10	1:07.138	+0.604	11:55:01.103
11	1:06.534		11:56:07.637

(77) Ryan McAdam

1	1:16.639	+9.949	11:44:30.675
2	1:12.590	+5.900	11:45:43.265
3	1:10.089	+3.399	11:46:53.354
4	1:10.755	+4.065	11:48:04.109
5	1:10.906	+4.216	11:49:15.015
6	1:12.695	+6.005	11:50:27.710
7	1:09.960	+3.270	11:51:37.670
8	1:08.709	+2.019	11:52:46.379
9	1:07.589	+0.899	11:53:53.968
10	1:07.148	+0.458	11:55:01.116
11	1:06.690		11:56:07.806

(23) Nathan Harrison

1	1:17.070	+8.486	11:44:30.339
2	1:14.978	+6.394	11:45:45.317
3	1:15.160	+6.576	11:47:00.477
4	1:13.454	+4.870	11:48:13.931
5	1:10.976	+2.392	11:49:24.907
6	1:10.787	+2.203	11:50:35.694
7	1:10.671	+2.087	11:51:46.365
8	1:10.331	+1.747	11:52:56.696
9	1:10.354	+1.770	11:54:07.050
10	1:09.261	+0.677	11:55:16.311
11	1:08.584		11:56:24.895

(7) William Caines

1	1:18.450	+8.743	11:44:32.788
2	1:13.488	+3.781	11:45:46.276
3	1:12.608	+2.901	11:46:58.884
4	1:10.257	+0.550	11:48:09.141
5	1:09.707		11:49:18.848
6	1:10.990	+1.283	11:50:29.838
7	1:11.001	+1.294	11:51:40.839
8	1:10.641	+0.934	11:52:51.480
9	1:10.594	+0.887	11:54:02.074
10	1:11.434	+1.727	11:55:13.508
11	1:11.431	+1.724	11:56:24.939

(96) Conor Wheeler

1	1:20.944	+11.904	11:44:35.427
2	1:12.933	+3.893	11:45:48.360
3	1:13.109	+4.069	11:47:01.469
4	1:13.212	+4.172	11:48:14.681
5	1:11.433	+2.393	11:49:26.114
6	1:10.886	+1.846	11:50:37.000
7	1:10.520	+1.480	11:51:47.520
8	1:10.054	+1.014	11:52:57.574
9	1:09.349	+0.309	11:54:06.923
10	1:09.473	+0.433	11:55:16.396
11	1:09.040		11:56:25.436

(93) William Holland

1	1:23.588	+10.121	11:44:38.488
2	1:17.510	+4.043	11:45:55.998
3	1:15.002	+1.535	11:47:11.000
4	1:14.627	+1.160	11:48:25.627
5	1:15.086	+1.619	11:49:40.713
6	1:13.971	+0.504	11:50:54.684
7	1:14.273	+0.806	11:52:08.957
8	1:13.467		11:53:22.424
9	1:14.280	+0.813	11:54:36.704
10	1:14.747	+1.280	11:55:51.451

(4) Louis Valleley

1	1:20.433	+5.774	11:44:34.544
2	1:18.005	+3.346	11:45:52.549
3	1:16.492	+1.833	11:47:09.041
4	1:16.811	+2.152	11:48:25.852
5	1:17.144	+2.485	11:49:42.996
6	1:16.495	+1.836	11:50:59.491
7	1:15.228	+0.569	11:52:14.719
8	1:17.422	+2.763	11:53:32.141
9	1:16.395	+1.736	11:54:48.536
10	1:14.659		11:56:03.195

(52) Olly Brocklesby

1	1:21.725	+10.442	11:44:37.688
2	1:18.333	+7.050	11:45:56.021
3	1:17.992	+2.06.709	11:49:14.013
4	1:13.456	+2.173	11:50:27.469
5	1:12.385	+1.102	11:51:39.854
6	1:11.283		11:52:51.137
7	1:12.842	+1.559	11:54:03.979
8	1:11.405	+0.122	11:55:15.384
9	1:13.473	+2.190	11:56:28.857

(15) Rhys Wilks

1	1:19.830	+9.872	11:44:36.310
2	1:16.363	+6.405	11:45:52.673
3	1:14.449	+4.491	11:47:07.122
4	1:14.448	+4.490	11:48:21.570
5	1:12.593	+2.635	11:49:34.163
6	1:10.704	+0.746	11:50:44.867
7	1:11.623	+1.665	11:51:56.490
8	1:10.168	+0.210	11:53:06.658
9	1:09.958		11:54:16.616

(18) Leighan Hunt

Timekeeper:

Race Director

Weather / Track: Raining / Wet

Results @ www.sportstimingservices.com

Printed: 03/03/2012 11:58:57





Thundersport GB Rounds 1 and 2

Sorted on Laps

Aprilia Superteens

Brands Hatch 1.199 Miles

Race 10

03/03/2012 15:10

Race started at 15:10:22

Pos	No.	Name	Bike	CC	Laps	Total Tm	Diff	Gap	Best Tm	Best Speed	Avg. Speed	Start Pos
1	8	Lewis Rollo	Aprilia	125	12	11:50.718			57.878	74.578	72.879	0
2	41	Milo Ward	Aprilia	125	12	11:59.888	9.170	9.170	58.445	73.854	71.951	0
3	111	Sam Smith	Aprilia	125	12	11:59.898	9.180	0.010	57.693	74.817	71.950	0
4	44	Conner Moody	Aprilia	125	12	12:13.150	22.432	13.252	59.112	73.021	70.650	0
5	5	George Stanley	Aprilia	125	12	12:15.345	24.627	2.195	59.403	72.663	70.439	0
6	97	Bradley Perie	Aprilia	125 n	12	12:25.983	35.265	10.638	1:00.332	71.544	69.434	0
7	95	Ross Simpson	Aprilia	125 n	12	12:26.148	35.430	0.165	1:00.451	71.403	69.419	0
8	58	Cameron Lee	Aprilia	125	12	12:33.713	42.995	7.565	1:00.834	70.954	68.722	0
9	67	Gideon Thomas	Aprilia	125 n	12	12:34.745	44.027	1.032	1:01.016	70.742	68.628	0
10	23	Nathan Harrison	Aprilia	125 n	12	12:35.658	44.940	0.913	1:01.058	70.693	68.545	0
11	24	James Hobson	Aprilia	125	12	12:48.737	58.019	13.079	1:02.420	69.151	67.379	0
12	74	Joe Thompson	Aprilia	125	12	12:53.673	1:02.955	4.936	1:02.659	68.887	66.949	0
13	77	Ryan McAdam	Aprilia	125	11	12:05.220	1 Lap	1 Lap	1:02.562	68.994	65.470	0
14	28	Keenan Armstrong	Aprilia	125 n	11	12:12.743	1 Lap	7.523	1:04.438	66.985	64.798	0
15	96	Conor Wheeler	Aprilia	125 n	11	12:13.575	1 Lap	0.832	1:04.760	66.652	64.725	0
16	52	Olly Brocklesby	Aprilia	125 n	11	12:21.582	1 Lap	8.007	1:04.277	67.153	64.026	0
17	4	Louis Valleley	Aprilia	125 n	11	12:31.487	1 Lap	9.905	1:05.582	65.817	63.182	0
18	93	William Holland	Aprilia	125 n	10	12:06.846	2 Laps	1 Lap	1:10.269	61.427	59.385	0
19	18	Leighan Hunt	Aprilia	125	10	12:55.384	2 Laps	48.538	1:14.828	57.684	55.668	0
Not classified												
DNF	122	Zak Cordery	Aprilia	125 n	9	9:30.217	DNF		1:01.415	70.283	68.128	0
DNF	43	Alex Platt	Aprilia	125	6	7:01.794	DNF		1:06.436	64.971	61.401	0
DNF	48	Hamish Adamski	Aprilia	125	4	4:38.304	DNF		1:07.730	63.730	62.039	0
DNF	7	William Caines	Aprilia	125 n	3	3:33.425	DNF		1:07.710	63.748	60.673	0
DNF	15	Rhys Wilks	Aprilia	125 n			DNF		-	-	-	0

Margin of Victory	Avg. Speed	Best Lap Tm	Best Speed	Best Lap by
9.170	72.879	57.693	74.817	111 - Sam Smith

Timekeeper:

Race Director

Weather / Track: Bright / Dry

Results @ www.sportstiming.com





Thundersport GB Rounds 1 and 2

Lapchart

Aprilia Superteens

Brands Hatch 1.199 Miles

Race 10

03/03/2012 15:10

Race started at 15:10:22

Competitors	Laps												
	0	1	2	3	4	5	6	7	8	9	10	11	12
Lewis Rollo (8)	1	8	8	8	8	8	8	8	8	8	8	8	8
Sam Smith (111)	2	111	111	111	111	111	111	111	111	41	41	41	41
Milo Ward (41)	3	41	41	41	41	41	41	41	41	111	111	111	111
George Stanley (5)	4	5	5	5	5	5	5	5	5	5	44	44	44
Keenan Armstrong (28)	5	28	23	97	44	44	44	44	44	44	44	5	5
Bradley Perie (97)	6	97	97	44	97	97	97	97	97	97	97	97	97
Ross Simpson (95)	7	95	95	95	95	95	95	95	95	95	95	95	95
Nathan Harrison (23)	8	23	44	23	23	122	122	122	67	122	67	67	58
Conner Moody (44)	9	44	48	122	122	23	23	67	122	67	122	58	58
Gideon Thomas (67)	10	67	67	67	67	58	67	23	23	58	58	23	23
Hamish Adamski (48)	11	48	122	58	58	67	58	58	58	23	23	24	24
James Hobson (24)	12	24	58	74	74	74	74	24	24	24	74	74	74
Cameron Lee (58)	13	58	74	24	24	24	24	74	74	74	77	77	77
Joe Thompson (74)	14	74	28	48	28	28	28	28	28	77	28	28	28
Zak Cordery (122)	15	122	24	28	48	96	96	96	96	77	28	96	96
Alex Platt (43)	16	43	43	43	43	77	77	77	77	96	96	52	52
Conor Wheeler (96)	17	96	96	96	96	48	43	52	52	52	52	4	4
Louis Valleley (4)	18	4	7	7	77	43	52	4	4	4	4	93	93
Ryan McAdam (77)	19	77	77	77	7	52	4	43	93	93	93	18	18
William Holland (93)	20	93	4	4	52	4	93	93	18	18	18	18	18
William Caines (7)	21	7	52	52	4	93	18	18	18	18	18	18	18
Olly Brocklesby (52)	22	52	93	93	93	18	18	18	18	18	18	18	18
Leighan Hunt (18)	23	18	18	18	18	18	18	18	18	18	18	18	18
-	24												

Timekeeper:

Race Director

Weather / Track: Bright / Dry

Results @ www.sportstimeservices.com





Thundersport GB Rounds 1 and 2

Aprilia Superteens

Brands Hatch 1.199 Miles

Race 10

04/03/2012 14:45

Race started at 14:45:43

Lap	Lap Tm	Diff	Time of Day
(8) Lewis Rollo			
1	1:06.564	+3.652	14:46:53.750
2	1:03.507	+0.595	14:47:57.257
3	1:02.912		14:49:00.169
4	1:02.948	+0.036	14:50:03.117
5	1:03.678	+0.766	14:51:06.795
6	1:03.484	+0.572	14:52:10.279
7	1:04.532	+1.620	14:53:14.811
8	1:04.564	+1.652	14:54:19.375
9	1:05.357	+2.445	14:55:24.732
10	1:05.872	+2.960	14:56:30.604
11	1:05.660	+2.748	14:57:36.264
12	1:05.976	+3.064	14:58:42.240

Lap	Lap Tm	Diff	Time of Day
(41) Milo Ward			
1	1:08.584	+4.521	14:46:55.962
2	1:05.474	+1.411	14:48:01.436
3	1:04.853	+0.790	14:49:06.289
4	1:04.784	+0.721	14:50:11.073
5	1:05.959	+1.896	14:51:17.032
6	1:04.649	+0.586	14:52:21.681
7	1:04.126	+0.063	14:53:25.807
8	1:04.121	+0.058	14:54:29.928
9	1:04.063		14:55:33.991
10	1:05.533	+1.470	14:56:39.524
11	1:04.148	+0.085	14:57:43.672
12	1:04.992	+0.929	14:58:48.664

Lap	Lap Tm	Diff	Time of Day
(111) Sam Smith			
1	1:09.435	+5.472	14:46:56.663
2	1:06.805	+2.842	14:48:03.468
3	1:06.098	+2.135	14:49:09.566
4	1:05.009	+1.046	14:50:14.575
5	1:06.590	+2.627	14:51:21.165
6	1:04.355	+0.392	14:52:25.520
7	1:04.035	+0.072	14:53:29.555
8	1:05.497	+1.534	14:54:35.052
9	1:04.313	+0.350	14:55:39.365
10	1:04.952	+0.989	14:56:44.317
11	1:04.203	+0.240	14:57:48.520
12	1:03.963		14:58:52.483

Lap	Lap Tm	Diff	Time of Day
(44) Conner Moody			
1	1:09.791	+5.941	14:46:57.415
2	1:06.182	+2.332	14:48:03.597
3	1:05.206	+1.356	14:49:08.803
4	1:05.680	+1.830	14:50:14.483
5	1:05.922	+2.072	14:51:20.405
6	1:04.488	+0.638	14:52:24.893
7	1:04.496	+0.646	14:53:29.389
8	1:04.672	+0.822	14:54:34.061
9	1:03.850		14:55:37.911
10	1:04.735	+0.885	14:56:42.646
11	1:04.486	+0.636	14:57:47.132
12	1:05.353	+1.503	14:58:52.485

Lap	Lap Tm	Diff	Time of Day
(5) George Stanley			
1	1:08.889	+4.331	14:46:56.481
2	1:06.606	+2.048	14:48:03.087
3	1:05.471	+0.913	14:49:08.558

Lap	Lap Tm	Diff	Time of Day
4	1:05.727	+1.169	14:50:14.285
5	1:06.651	+2.093	14:51:20.936
6	1:04.558		14:52:25.494
7	1:05.549	+0.991	14:53:31.043
8	1:05.487	+0.929	14:54:36.530
9	1:05.725	+1.167	14:55:42.255
10	1:05.577	+1.019	14:56:47.832
11	1:05.774	+1.216	14:57:53.606
12	1:05.754	+1.196	14:58:59.360

Lap	Lap Tm	Diff	Time of Day
(97) Bradley Perie			
1	1:11.603	+6.863	14:47:01.382
2	1:06.782	+2.042	14:48:08.164
3	1:05.351	+0.611	14:49:13.515
4	1:05.521	+0.781	14:50:19.036
5	1:05.672	+0.932	14:51:24.708
6	1:06.023	+1.283	14:52:30.731
7	1:05.926	+1.186	14:53:36.657
8	1:06.932	+2.192	14:54:43.589
9	1:06.138	+1.398	14:55:49.727
10	1:06.370	+1.630	14:56:56.097
11	1:07.228	+2.488	14:58:03.325
12	1:04.740		14:59:08.065

Lap	Lap Tm	Diff	Time of Day
(67) Gideon Thomas			
1	1:12.407	+7.523	14:47:00.568
2	1:07.537	+2.653	14:48:08.105
3	1:07.039	+2.155	14:49:15.144
4	1:06.274	+1.390	14:50:21.418
5	1:06.177	+1.293	14:51:27.595
6	1:05.608	+0.724	14:52:33.203
7	1:05.905	+1.021	14:53:39.108
8	1:05.901	+1.017	14:54:45.009
9	1:05.346	+0.462	14:55:50.355
10	1:06.069	+1.185	14:56:56.424
11	1:06.938	+2.054	14:58:03.362
12	1:04.884		14:59:08.246

Lap	Lap Tm	Diff	Time of Day
(95) Ross Simpson			
1	1:14.509	+9.087	14:47:02.625
2	1:08.531	+3.109	14:48:11.156
3	1:06.848	+1.426	14:49:18.004
4	1:06.676	+1.254	14:50:24.680
5	1:06.377	+0.955	14:51:31.057
6	1:07.484	+2.062	14:52:38.541
7	1:06.009	+0.587	14:53:44.550
8	1:05.422		14:54:49.972
9	1:05.679	+0.257	14:55:55.651
10	1:05.427	+0.005	14:57:01.078
11	1:05.862	+0.440	14:58:06.940
12	1:05.857	+0.435	14:59:12.797

Lap	Lap Tm	Diff	Time of Day
(48) Hamish Adamski			
1	1:13.543	+8.739	14:47:02.913
2	1:07.812	+3.008	14:48:10.725
3	1:07.985	+3.181	14:49:18.710
4	1:06.757	+1.953	14:50:25.467
5	1:06.993	+2.189	14:51:32.460
6	1:07.403	+2.599	14:52:39.863
7	1:05.979	+1.175	14:53:45.842
8	1:05.363	+0.559	14:54:51.205

Lap	Lap Tm	Diff	Time of Day
9	1:05.871	+1.067	14:55:57.076
10	1:04.804		14:57:01.880
11	1:05.576	+0.772	14:58:07.456
12	1:05.714	+0.910	14:59:13.170

Lap	Lap Tm	Diff	Time of Day
(28) Keenan Armstrong			
1	1:14.662	+9.540	14:47:03.237
2	1:08.392	+3.270	14:48:11.629
3	1:07.489	+2.367	14:49:19.118
4	1:05.930	+0.808	14:50:25.048
5	1:06.542	+1.420	14:51:31.590
6	1:07.793	+2.671	14:52:39.383
7	1:05.762	+0.640	14:53:45.145
8	1:05.122		14:54:50.267
9	1:05.605	+0.483	14:55:55.872
10	1:05.344	+0.222	14:57:01.216
11	1:08.800	+3.678	14:58:10.016
12	1:05.222	+0.100	14:59:15.238

Lap	Lap Tm	Diff	Time of Day
(23) Nathan Harrison			
1	1:12.671	+5.780	14:47:00.700
2	1:08.682	+1.791	14:48:09.382
3	1:07.603	+0.712	14:49:16.985
4	1:07.483	+0.592	14:50:24.468
5	1:06.891		14:51:31.359
6	1:07.851	+0.960	14:52:39.210
7	1:09.713	+2.822	14:53:48.923
8	1:08.994	+2.103	14:54:57.917
9	1:08.411	+1.520	14:56:06.328
10	1:08.189	+1.298	14:57:14.517
11	1:07.454	+0.563	14:58:21.971
12	1:08.419	+1.528	14:59:30.390

Lap	Lap Tm	Diff	Time of Day
(74) Joe Thompson			
1	1:13.074	+3.800	14:47:01.413
2	1:09.274		14:48:10.687
3	1:09.876	+0.602	14:49:20.563
4	1:10.039	+0.765	14:50:30.602
5	1:09.383	+0.109	14:51:39.985
6	1:10.589	+1.315	14:52:50.574
7	1:12.105	+2.831	14:54:02.679
8	1:10.477	+1.203	14:55:13.156
9	1:10.264	+0.990	14:56:23.420
10	1:10.104	+0.830	14:57:33.524
11	1:09.742	+0.468	14:58:43.266

Lap	Lap Tm	Diff	Time of Day
(77) Ryan McAdam			
1	1:14.641	+5.242	14:47:03.020
2	1:09.926	+0.527	14:48:12.946
3	1:09.911	+0.512	14:49:22.857
4	1:09.399		14:50:32.256
5	1:10.297	+0.898	14:51:42.553
6	1:10.271	+0.872	14:52:52.824
7	1:13.181	+3.782	14:54:06.005
8	1:11.134	+1.735	14:55:17.139
9	1:10.143	+0.744	14:56:27.282
10	1:09.645	+0.246	14:57:36.927
11	1:10.261	+0.862	14:58:47.188

Lap	Lap Tm	Diff	Time of Day
(58) Cameron Lee			
1	1:17.546	+8.890	14:47:05.789

Timekeeper:

Race Director

Weather / Track: Raining / Wet

Results @ www.sportstimingservices.com

Printed: 04/03/2012 15:01:01





Thundersport GB Rounds 1 and 2

Aprilia Superteens

Brands Hatch 1.199 Miles

Race 10

04/03/2012 14:45

Race started at 14:45:43

Lap	Lap Tm	Diff	Time of Day
2	1:12.947	+4.291	14:48:18.736
3	1:10.915	+2.259	14:49:29.651
4	1:10.998	+2.342	14:50:40.649
5	1:08.656		14:51:49.305
6	1:08.784	+0.128	14:52:58.089
7	1:10.568	+1.912	14:54:08.657
8	1:10.857	+2.201	14:55:19.514
9	1:12.020	+3.364	14:56:31.534
10	1:10.362	+1.706	14:57:41.896
11	1:09.318	+0.662	14:58:51.214

(122) Zak Cordery

1	1:14.856	+5.949	14:47:03.551
2	1:08.967	+0.060	14:48:12.518
3	1:08.907		14:49:21.425
4	1:09.175	+0.268	14:50:30.600
5	1:09.231	+0.324	14:51:39.831
6	1:10.564	+1.657	14:52:50.395
7	1:15.275	+6.368	14:54:05.670
8	1:12.986	+4.079	14:55:18.656
9	1:14.452	+5.545	14:56:33.108
10	1:10.085	+1.178	14:57:43.193
11	1:09.100	+0.193	14:58:52.293

(52) Olly Brocklesby

1	1:17.199	+8.670	14:47:07.616
2	1:12.945	+4.416	14:48:20.561
3	1:11.501	+2.972	14:49:32.062
4	1:09.977	+1.448	14:50:42.039
5	1:08.529		14:51:50.568
6	1:08.590	+0.061	14:52:59.158
7	1:10.457	+1.928	14:54:09.615
8	1:10.736	+2.207	14:55:20.351
9	1:12.935	+4.406	14:56:33.286
10	1:10.137	+1.608	14:57:43.423
11	1:11.472	+2.943	14:58:54.895

(96) Conor Wheeler

1	1:18.368	+8.216	14:47:07.519
2	1:12.878	+2.726	14:48:20.397
3	1:11.361	+1.209	14:49:31.758
4	1:11.460	+1.308	14:50:43.218
5	1:12.009	+1.857	14:51:55.227
6	1:12.891	+2.739	14:53:08.118
7	1:11.966	+1.814	14:54:20.084
8	1:11.285	+1.133	14:55:31.369
9	1:10.721	+0.569	14:56:42.090
10	1:10.152		14:57:52.242
11	1:10.922	+0.770	14:59:03.164

(15) Rhys Wilks

1	1:27.953	+9.250	14:47:19.519
2	1:20.950	+2.247	14:48:40.469
3	1:21.575	+2.872	14:50:02.044
4	1:20.377	+1.674	14:51:22.421
5	1:19.644	+0.941	14:52:42.065
6	1:21.281	+2.578	14:54:03.346
7	1:23.034	+4.331	14:55:26.380
8	1:19.168	+0.465	14:56:45.548
9	1:21.059	+2.356	14:58:06.607
10	1:18.703		14:59:25.310

Lap	Lap Tm	Diff	Time of Day
<u>(4) Louis Valleley</u>			
1	1:25.312	+5.595	14:47:14.248
2	1:22.539	+2.822	14:48:36.787
3	1:22.589	+2.872	14:49:59.376
4	1:25.024	+5.307	14:51:24.400
5	1:21.855	+2.138	14:52:46.255
6	1:23.499	+3.782	14:54:09.754
7	1:21.599	+1.882	14:55:31.353
8	1:19.717		14:56:51.070
9	1:21.526	+1.809	14:58:12.596
10	1:20.857	+1.140	14:59:33.453

(7) William Caines

1	1:16.378	+4.854	14:47:05.873
2	1:11.524		14:48:17.397
3	1:11.868	+0.344	14:49:29.265
4	1:12.982	+1.458	14:50:42.247
5	1:19.641	+8.117	14:52:01.888
6	1:23.866	+12.342	14:53:25.754
7	1:23.083	+11.559	14:54:48.837

(18) Leighan Hunt

1	1:28.956	+7.028	14:47:20.522
2	1:21.928		14:48:42.450
3	1:21.998	+0.070	14:50:04.448
4	1:22.789	+0.861	14:51:27.237
5	1:24.912	+2.984	14:52:52.149
6	1:27.603	+5.675	14:54:19.752

(93) William Holland

1	1:17.151	+5.935	14:47:07.149
2	1:12.659	+1.443	14:48:19.808
3	1:12.368	+1.152	14:49:32.176
4	1:11.550	+0.334	14:50:43.726
5	1:11.216		14:51:54.942

(24) James Hobson

1	1:15.395	+5.362	14:47:04.321
2	1:10.033		14:48:14.354
3	1:10.048	+0.015	14:49:24.402

Timekeeper:

Race Director

Weather / Track: Raining / Wet

Results @ www.sportstimingservices.com

Printed: 04/03/2012 15:01:01





Thundersport GB Rounds 1 and 2

Aprilia Superteens
 Race 1 & 10 - Starting Grid Sunday
 Race

Brands Hatch 1.199 Miles
 04/03/2012



POLE POSITION

1	1 111 Sam Smith 57.693	2 8 Lewis Rollo 57.878	3 41 Milo Ward 58.445	4 44 Conner Moody 59.112
2	5 5 George Stanley 59.403	6 97 Bradley Perie 1:00.332	7 95 Ross Simpson 1:00.451	8 58 Cameron Lee 1:00.834
3	9 67 Gideon Thomas 1:01.016	10 23 Nathan Harrison 1:01.058	11 122 Zak Cordery 1:01.415	12 24 James Hobson 1:02.420
4	13 77 Ryan McAdam 1:02.562	14 74 Joe Thompson 1:02.659	15 52 Olly Brocklesby 1:04.277	16 28 K. Armstrong 1:04.382
5	17 96 Conor Wheeler 1:04.760	18 4 Louis Valleley 1:05.582	19 43 Alex Platt 1:06.436	20 48 H. Adamski 1:07.405
6	21 7 William Caines 1:07.710	22 15 Rhys Wilks 1:09.958	23 93 William Holland 1:10.269	24 18 Leighan Hunt 1:14.828

Timekeeper:
 Race Director
 Weather / Track:
 Results @ www.sportstimeservices.com





Thundersport GB Rounds 1 and 2

Sorted on Best Lap time

Aprilia Superteen

Brands Hatch 1.199 Miles

Warmup

04/03/2012 10:03

Practice started at 10:03:01

Pos	No.	Name	Bike	CC	Best Tm	Best Speed	Gap	Diff	In Lap	2nd Best
1	41	Milo Ward	Aprilia	125	1:02.708	68.833			8	1:03.421
2	8	Lewis Rollo	Aprilia	125	1:02.977	68.539	0.269	0.269	6	1:03.077
3	111	Sam Smith	Aprilia	125	1:04.799	66.612	1.822	2.091	4	1:06.292
4	95	Ross Simpson	Aprilia	125 n	1:05.212	66.190	0.413	2.504	7	1:05.739
5	97	Bradley Perie	Aprilia	125 n	1:05.425	65.975	0.213	2.717	8	1:05.644
6	5	George Stanley	Aprilia	125	1:05.909	65.490	0.484	3.201	6	1:06.226
7	44	Conner Moody	Aprilia	125	1:06.421	64.985	0.512	3.713	8	1:07.375
8	48	Hamish Adamski	Aprilia	125	1:06.502	64.906	0.081	3.794	7	1:06.512
9	28	Keenan Armstrong	Aprilia	125 n	1:07.828	63.637	1.326	5.120	8	1:08.413
10	24	James Hobson	Aprilia	125	1:08.815	62.725	0.987	6.107	8	1:09.725
11	58	Cameron Lee	Aprilia	125	1:08.938	62.613	0.123	6.230	4	1:09.341
12	77	Ryan McAdam	Aprilia	125	1:09.193	62.382	0.255	6.485	8	1:10.817
13	43	Alex Platt	Aprilia	125	1:09.467	62.136	0.274	6.759	7	1:11.580
14	122	Zak Cordery	Aprilia	125 n	1:10.559	61.174	1.092	7.851	8	1:10.998
15	74	Joe Thompson	Aprilia	125	1:10.941	60.845	0.382	8.233	8	1:12.202
16	96	Conor Wheeler	Aprilia	125 n	1:12.990	59.137	2.049	10.282	5	1:14.033
17	7	William Caines	Aprilia	125 n	1:13.478	58.744	0.488	10.770	3	1:15.113
18	67	Gideon Thomas	Aprilia	125 n	1:14.516	57.926	1.038	11.808	1	
19	23	Nathan Harrison	Aprilia	125 n	1:15.102	57.474	0.586	12.394	1	
20	93	William Holland	Aprilia	125 n	1:17.245	55.879	2.143	14.537	6	1:19.389
21	15	Rhys Wilks	Aprilia	125 n	1:21.462	52.987	4.217	18.754	3	1:21.668
22	18	Leighan Hunt	Aprilia	125	1:24.818	50.890	3.356	22.110	6	1:27.093

Announcements

*** No Transponder - No 14***

Timekeeper:

Race Director

Weather / Track: Raining / Wet

Results @ www.sportstimingsservices.com

Printed: 04/03/2012 10:14:18





Thundersport GB Rounds 1 and 2

Sorted on Laps

Aprilia Superteens

Brands Hatch 1.199 Miles

Race 1

04/03/2012 11:10

Race started at 11:10:54

Pos	No.	Name	Bike	CC	Laps	Total Tm	Diff	Gap	Best Tm	Best Speed	Avg. Speed	Start Pos
1	8	Lewis Rollo	Aprilia	125	12	12:17.860			59.545	72.490	70.199	2
2	5	George Stanley	Aprilia	125	12	12:49.762	31.902	31.902	1:02.665	68.881	67.289	5
3	111	Sam Smith	Aprilia	125	12	12:52.248	34.388	2.486	1:03.103	68.402	67.073	1
4	97	Bradley Perie	Aprilia	125 n	12	13:04.662	46.802	12.414	1:04.223	67.210	66.012	6
5	28	Keenan Armstrong	Aprilia	125 n	12	13:19.776	1:01.916	15.114	1:04.704	66.710	64.764	16
6	67	Gideon Thomas	Aprilia	125 n	12	13:19.862	1:02.002	0.086	1:05.289	66.112	64.757	9
7	23	Nathan Harrison	Aprilia	125 n	12	13:20.545	1:02.685	0.683	1:04.761	66.651	64.702	10
8	48	Hamish Adamski	Aprilia	125	11	12:18.007	1 Lap	1 Lap	1:04.810	66.601	64.336	20
9	24	James Hobson	Aprilia	125	11	12:18.780	1 Lap	0.773	1:04.687	66.727	64.269	12
10	122	Zak Cordery	Aprilia	125 n	11	12:24.645	1 Lap	5.865	1:05.898	65.501	63.762	11
11	95	Ross Simpson	Aprilia	125 n	11	12:25.715	1 Lap	1.070	1:05.987	65.413	63.671	7
12	43	Alex Platt	Aprilia	125	11	12:43.061	1 Lap	17.346	1:07.508	63.939	62.224	19
13	7	William Caines	Aprilia	125 n	11	12:51.345	1 Lap	8.284	1:07.215	64.218	61.555	21
14	74	Joe Thompson	Aprilia	125	11	12:51.842	1 Lap	0.497	1:08.547	62.970	61.516	14
15	96	Conor Wheeler	Aprilia	125 n	11	13:02.578	1 Lap	10.736	1:08.319	63.180	60.672	17
16	93	William Holland	Aprilia	125 n	10	12:19.216	2 Laps	1 Lap	1:11.577	60.304	58.392	23
17	52	Ollly Brocklesby	Aprilia	125 n	10	12:19.360	2 Laps	0.144	1:10.011	61.653	58.380	15
18	18	Leighan Hunt	Aprilia	125	10	13:30.947	2 Laps	1:11.587	1:17.561	55.652	53.227	24
19	15	Rhys Wilks	Aprilia	125 n	10	13:31.325	2 Laps	0.378	1:18.171	55.217	53.202	22
20	4	Louis Valleley	Aprilia	125 n	9	12:25.448	3 Laps	1 Lap	1:19.592	54.232	52.113	18
Not classified												
DNF	77	Ryan McAdam	Aprilia	125	10	11:18.618	DNF		1:04.865	66.544	63.606	13
DNF	41	Milo Ward	Aprilia	125	8	8:17.004	DNF		1:00.395	71.469	69.479	3
DNF	44	Conner Moody	Aprilia	125	8	8:46.402	DNF		1:03.646	67.819	65.599	4
DNF	58	Cameron Lee	Aprilia	125	6	6:37.615	DNF		1:03.765	67.692	65.134	8

Margin of Victory	Avg. Speed	Best Lap Tm	Best Speed	Best Lap by
31.902	70.199	59.545	72.490	8 - Lewis Rollo

Timekeeper:

Race Director

Weather / Track: Raining / Wet

Results @ www.sportstimingsservices.com





Thundersport GB Rounds 1 and 2

Lapchart

Aprilia Superteens

Brands Hatch 1.199 Miles

Race 1

04/03/2012 11:10

Race started at 11:10:54

Competitors	Laps												
	0	1	2	3	4	5	6	7	8	9	10	11	12
Milo Ward (41)	1	41	8	8	8	8	8	8	8	8	8	8	8
Lewis Rollo (8)	2	8	41	41	41	41	41	41	41	111	5	5	5
Sam Smith (111)	3	111	111	111	111	111	111	111	111	5	111	111	111
Conner Moody (44)	4	44	44	5	5	5	5	5	5	97	97	97	97
George Stanley (5)	5	5	5	44	97	97	97	97	97	97	67	67	67
Bradley Perie (97)	6	97	97	97	44	44	44	58	44	44	23	23	23
Nathan Harrison (23)	7	23	23	58	58	58	58	44	67	67	28	28	28
Gideon Thomas (67)	8	67	67	23	67	67	67	67	23	23	48	48	48
Ross Simpson (95)	9	95	58	67	23	23	23	23	28	28	24	24	24
Cameron Lee (58)	10	58	28	28	28	28	28	28	48	48	122	122	122
Zak Cordery (122)	11	122	95	95	95	48	48	48	24	24	95	77	95
Joe Thompson (74)	12	74	74	122	122	95	122	24	122	122	77	95	43
Ryan McAdam (77)	13	77	122	77	48	122	95	122	95	95	43	43	7
Keenan Armstrong (28)	14	28	77	48	24	24	24	95	77	77	74	74	74
James Hobson (24)	15	24	48	24	77	77	77	77	43	43	7	7	96
Louis Valleley (4)	16	4	24	74	74	74	74	43	74	74	96	96	
Hamish Adamski (48)	17	48	7	43	43	43	43	74	7	7	93	93	
Conor Wheeler (96)	18	96	96	96	96	96	96	96	96	96	52	52	
William Caines (7)	19	7	43	7	7	7	7	7	93	93	18	18	
Alex Platt (43)	20	43	52	93	93	93	93	93	52	52	15	15	
Olly Brocklesby (52)	21	52	93	52	52	52	52	52	15	18	4		
William Holland (93)	22	93	4	15	15	15	15	15	18	15			
Rhys Wilks (15)	23	15	15	4	18	18	18	18	4	4			
Leighan Hunt (18)	24	18	18	18	4	4	4	4					

Timekeeper:

Race Director

Weather / Track: Raining / Wet

Results @ www.sportstimeservices.com

Printed: 04/03/2012 11:28:32





Thundersport GB Rounds 1 and 2

Aprilia Superteens

Brands Hatch 1.199 Miles

Race 1

04/03/2012 11:10

Race started at 11:10:54

Lap	Lap Tm	Diff	Time of Day
(8) Lewis Rollo			
1	1:04.604	+5.059	11:12:02.261
2	1:01.593	+2.048	11:13:03.854
3	1:00.531	+0.986	11:14:04.385
4	1:00.705	+1.160	11:15:05.090
5	1:00.616	+1.071	11:16:05.706
6	1:00.827	+1.282	11:17:06.533
7	1:00.227	+0.682	11:18:06.760
8	1:03.855	+4.310	11:19:10.615
9	1:01.001	+1.456	11:20:11.616
10	59.545		11:21:11.161
11	1:00.168	+0.623	11:22:11.329
12	1:00.653	+1.108	11:23:11.982

Lap	Lap Tm	Diff	Time of Day
(5) George Stanley			
1	1:07.011	+4.346	11:12:05.085
2	1:03.958	+1.293	11:13:09.043
3	1:03.324	+0.659	11:14:12.367
4	1:03.552	+0.887	11:15:15.919
5	1:04.124	+1.459	11:16:20.043
6	1:03.462	+0.797	11:17:23.505
7	1:03.034	+0.369	11:18:26.539
8	1:03.843	+1.178	11:19:30.382
9	1:03.630	+0.965	11:20:34.012
10	1:03.737	+1.072	11:21:37.749
11	1:02.665		11:22:40.414
12	1:03.470	+0.805	11:23:43.884

Lap	Lap Tm	Diff	Time of Day
(111) Sam Smith			
1	1:06.956	+3.853	11:12:04.818
2	1:03.665	+0.562	11:13:08.483
3	1:03.132	+0.029	11:14:11.615
4	1:03.793	+0.690	11:15:15.408
5	1:03.979	+0.876	11:16:19.387
6	1:03.103		11:17:22.490
7	1:03.487	+0.384	11:18:25.977
8	1:03.786	+0.683	11:19:29.763
9	1:03.670	+0.567	11:20:33.433
10	1:04.327	+1.224	11:21:37.760
11	1:03.819	+0.716	11:22:41.579
12	1:04.791	+1.688	11:23:46.370

Lap	Lap Tm	Diff	Time of Day
(97) Bradley Perie			
1	1:07.894	+3.671	11:12:06.125
2	1:05.112	+0.889	11:13:11.237
3	1:05.424	+1.201	11:14:16.661
4	1:04.722	+0.499	11:15:21.383
5	1:04.995	+0.772	11:16:26.378
6	1:04.507	+0.284	11:17:30.885
7	1:04.223		11:18:35.108
8	1:04.483	+0.260	11:19:39.591
9	1:04.833	+0.610	11:20:44.424
10	1:04.781	+0.558	11:21:49.205
11	1:05.016	+0.793	11:22:54.221
12	1:04.563	+0.340	11:23:58.784

Lap	Lap Tm	Diff	Time of Day
(28) Keenan Armstrong			
1	1:11.137	+6.433	11:12:09.993
2	1:06.605	+1.901	11:13:16.598
3	1:05.442	+0.738	11:14:22.040

Lap	Lap Tm	Diff	Time of Day
4	1:05.516	+0.812	11:15:27.556
5	1:05.973	+1.269	11:16:33.529
6	1:05.950	+1.246	11:17:39.479
7	1:06.097	+1.393	11:18:45.576
8	1:06.344	+1.640	11:19:51.920
9	1:05.263	+0.559	11:20:57.183
10	1:04.704		11:22:01.887
11	1:07.042	+2.338	11:23:08.929
12	1:04.969	+0.265	11:24:13.898

Lap	Lap Tm	Diff	Time of Day
(67) Gideon Thomas			
1	1:09.780	+4.491	11:12:08.286
2	1:05.821	+0.532	11:13:14.107
3	1:05.668	+0.379	11:14:19.775
4	1:05.632	+0.343	11:15:25.407
5	1:05.464	+0.175	11:16:30.871
6	1:06.154	+0.865	11:17:37.025
7	1:06.569	+1.280	11:18:43.594
8	1:05.990	+0.701	11:19:49.584
9	1:06.314	+1.025	11:20:55.898
10	1:05.289		11:22:01.187
11	1:05.574	+0.285	11:23:06.761
12	1:07.223	+1.934	11:24:13.984

Lap	Lap Tm	Diff	Time of Day
(23) Nathan Harrison			
1	1:09.428	+4.667	11:12:07.853
2	1:06.046	+1.285	11:13:13.899
3	1:06.753	+1.992	11:14:20.652
4	1:06.398	+1.637	11:15:27.050
5	1:05.786	+1.025	11:16:32.836
6	1:06.470	+1.709	11:17:39.306
7	1:06.142	+1.381	11:18:45.448
8	1:06.298	+1.537	11:19:51.746
9	1:05.134	+0.373	11:20:56.880
10	1:04.761		11:22:01.641
11	1:06.888	+2.127	11:23:08.529
12	1:06.138	+1.377	11:24:14.667

Lap	Lap Tm	Diff	Time of Day
(48) Hamish Adamski			
1	1:11.565	+6.755	11:12:11.164
2	1:08.258	+3.448	11:13:19.422
3	1:06.262	+1.452	11:14:25.684
4	1:05.434	+0.624	11:15:31.118
5	1:04.810		11:16:35.928
6	1:07.636	+2.826	11:17:43.564
7	1:05.308	+0.498	11:18:48.872
8	1:05.441	+0.631	11:19:54.313
9	1:05.426	+0.616	11:20:59.739
10	1:05.851	+1.041	11:22:05.590
11	1:06.539	+1.729	11:23:12.129

Lap	Lap Tm	Diff	Time of Day
(24) James Hobson			
1	1:12.211	+7.524	11:12:11.364
2	1:08.386	+3.699	11:13:19.750
3	1:07.901	+3.214	11:14:27.651
4	1:06.003	+1.316	11:15:33.654
5	1:05.478	+0.791	11:16:39.132
6	1:07.051	+2.364	11:17:46.183
7	1:05.605	+0.918	11:18:51.788
8	1:05.468	+0.781	11:19:57.256
9	1:05.370	+0.683	11:21:02.626

Lap	Lap Tm	Diff	Time of Day
10	1:04.687		11:22:07.313
11	1:05.589	+0.902	11:23:12.902
(122) Zak Cordery			
1	1:11.929	+6.031	11:12:10.632
2	1:07.326	+1.428	11:13:17.958
3	1:07.353	+1.455	11:14:25.311
4	1:06.978	+1.080	11:15:32.289
5	1:06.223	+0.325	11:16:38.512
6	1:08.408	+2.510	11:17:46.920
7	1:06.029	+0.131	11:18:52.949
8	1:05.898		11:19:58.847
9	1:06.551	+0.653	11:21:05.398
10	1:06.227	+0.329	11:22:11.625
11	1:07.142	+1.244	11:23:18.767

Lap	Lap Tm	Diff	Time of Day
(95) Ross Simpson			
1	1:11.601	+5.614	11:12:10.183
2	1:06.461	+0.474	11:13:16.644
3	1:07.851	+1.864	11:14:24.495
4	1:07.330	+1.343	11:15:31.825
5	1:07.042	+1.055	11:16:38.867
6	1:08.686	+2.699	11:17:47.553
7	1:06.570	+0.583	11:18:54.123
8	1:05.987		11:20:00.110
9	1:06.386	+0.399	11:21:06.496
10	1:06.308	+0.321	11:22:12.804
11	1:07.033	+1.046	11:23:19.837

Lap	Lap Tm	Diff	Time of Day
(43) Alex Platt			
1	1:14.823	+7.315	11:12:15.204
2	1:09.623	+2.115	11:13:24.827
3	1:09.098	+1.590	11:14:33.925
4	1:07.695	+0.187	11:15:41.620
5	1:08.082	+0.574	11:16:49.702
6	1:07.508		11:17:57.210
7	1:09.230	+1.722	11:19:06.440
8	1:07.660	+0.152	11:20:14.100
9	1:07.680	+0.172	11:21:21.780
10	1:07.586	+0.078	11:22:29.366
11	1:07.817	+0.309	11:23:37.183

Lap	Lap Tm	Diff	Time of Day
(7) William Caines			
1	1:14.270	+7.055	11:12:14.353
2	1:13.319	+6.104	11:13:27.672
3	1:09.473	+2.258	11:14:37.145
4	1:10.201	+2.986	11:15:47.346
5	1:08.427	+1.212	11:16:55.773
6	1:08.139	+0.924	11:18:03.912
7	1:09.221	+2.006	11:19:13.133
8	1:09.570	+2.355	11:20:22.703
9	1:07.950	+0.735	11:21:30.653
10	1:07.215		11:22:37.868
11	1:07.599	+0.384	11:23:45.467

Lap	Lap Tm	Diff	Time of Day
(74) Joe Thompson			
1	1:11.776	+3.229	11:12:10.505
2	1:10.786	+2.239	11:13:21.291
3	1:09.736	+1.189	11:14:31.027
4	1:09.023	+0.476	11:15:40.050
5	1:09.444	+0.897	11:16:49.494

Timekeeper:

Race Director

Weather / Track: Raining / Wet

Results @ www.sportstimingservices.com

Printed: 04/03/2012 11:28:01





Thundersport GB Rounds 1 and 2

Sorted on Laps

Aprilia Superteens

Brands Hatch 1.199 Miles

Race 10

04/03/2012 14:45

Race started at 14:45:43

Pos	No.	Name	Bike	CC	Laps	Total Tm	Diff	Gap	Best Tm	Best Speed	Avg. Speed	Start Pos
1	8	Lewis Rollo	Aprilia	125	12	12:58.329			1:02.912	68.610	66.549	0
2	41	Milo Ward	Aprilia	125	12	13:04.753	6.424	6.424	1:04.063	67.377	66.004	0
3	111	Sam Smith	Aprilia	125	12	13:08.572	10.243	3.819	1:03.963	67.483	65.684	0
4	44	Conner Moody	Aprilia	125	12	13:08.574	10.245	0.002	1:03.850	67.602	65.684	0
5	5	George Stanley	Aprilia	125	12	13:15.449	17.120	6.875	1:04.558	66.861	65.116	0
6	97	Bradley Perie	Aprilia	125 n	12	13:24.154	25.825	8.705	1:04.740	66.673	64.412	0
7	67	Gideon Thomas	Aprilia	125 n	12	13:24.335	26.006	0.181	1:04.884	66.525	64.397	0
8	95	Ross Simpson	Aprilia	125 n	12	13:28.886	30.557	4.551	1:05.422	65.978	64.035	0
9	48	Hamish Adamski	Aprilia	125	12	13:29.259	30.930	0.373	1:04.804	66.607	64.005	0
10	28	Keenan Armstrong	Aprilia	125 n	12	13:31.327	32.998	2.068	1:05.122	66.282	63.842	0
11	23	Nathan Harrison	Aprilia	125	12	13:46.479	48.150	15.152	1:06.891	64.529	62.672	0
12	74	Joe Thompson	Aprilia	125	11	12:59.355	1 Lap	1 Lap	1:09.274	62.309	60.923	0
13	77	Ryan McAdam	Aprilia	125	11	13:03.277	1 Lap	3.922	1:09.399	62.197	60.618	0
14	58	Cameron Lee	Aprilia	125	11	13:07.303	1 Lap	4.026	1:08.656	62.870	60.308	0
15	122	Zak Cordery	Aprilia	125 n	11	13:08.382	1 Lap	1.079	1:08.907	62.641	60.225	0
16	52	Ollly Brocklesby	Aprilia	125 n	11	13:10.984	1 Lap	2.602	1:08.529	62.986	60.027	0
17	96	Conor Wheeler	Aprilia	125 n	11	13:19.253	1 Lap	8.269	1:10.152	61.529	59.406	0
18	15	Rhys Wilks	Aprilia	125 n	10	13:41.399	2 Laps	1 Lap	1:18.703	54.844	52.549	0
19	4	Louis Valleley	Aprilia	125 n	10	13:49.542	2 Laps	8.143	1:19.717	54.147	52.034	0

Not classified

DNF	7	William Caines	Aprilia	125 n	7	9:04.926	DNF		1:11.524	60.349	55.448	0
DNF	18	Leighan Hunt	Aprilia	125	6	8:35.841	DNF		1:21.928	52.685	50.206	0
DNF	93	William Holland	Aprilia	125 n	5	6:11.031	DNF		1:11.216	60.610	58.168	0
DNF	24	James Hobson	Aprilia	125	3	3:40.491	DNF		1:10.033	61.634	58.729	0
DNF	43	Alex Platt	Aprilia	125		6.184	DNF		-	-	-	0

Margin of Victory	Avg. Speed	Best Lap Tm	Best Speed	Best Lap by
6.424	66.549	1:02.912	68.610	8 - Lewis Rollo

Timekeeper:

Race Director

Weather / Track: Raining / Wet

Results @ www.sportstimingsservices.com





Thundersport GB Rounds 1 and 2

Lapchart

Aprilia Superteens

Brands Hatch 1.199 Miles

Race 10

04/03/2012 14:45

Race started at 14:45:43

Competitors	Laps												
	0	1	2	3	4	5	6	7	8	9	10	11	12
Lewis Rollo (8)	1	8	8	8	8	8	8	8	8	8	8	8	8
Sam Smith (111)	2	111	41	41	41	41	41	41	41	41	41	41	41
Milo Ward (41)	3	41	5	5	5	5	44	44	44	44	44	44	111
George Stanley (5)	4	5	111	111	44	44	5	5	111	111	111	111	44
Conner Moody (44)	5	44	44	44	111	111	111	5	5	5	5	5	5
Nathan Harrison (23)	6	23	67	67	97	97	97	97	97	97	97	97	97
Ross Simpson (95)	7	95	23	97	67	67	67	67	67	67	67	67	67
Gideon Thomas (67)	8	67	97	23	23	23	95	95	95	95	95	95	95
Cameron Lee (58)	9	58	74	74	95	95	23	23	28	28	28	28	48
Joe Thompson (74)	10	74	95	48	48	28	28	28	48	48	48	48	28
Ryan McAdam (77)	11	77	48	95	28	48	48	48	23	23	23	23	23
Keenan Armstrong (28)	12	28	77	28	74	122	122	122	74	74	74	74	74
Zak Cordery (122)	13	122	28	122	122	74	74	74	122	77	77	77	77
James Hobson (24)	14	24	122	77	77	77	77	77	122	58	58	58	58
Louis Valleley (4)	15	4	24	24	24	58	58	58	58	122	122	122	122
Conor Wheeler (96)	16	96	58	7	7	52	52	52	52	52	52	52	52
Hamish Adamski (48)	17	48	7	58	58	7	93	96	96	96	96	96	96
William Caines (7)	18	7	93	93	96	96	96	7	7	15	15	15	15
Bradley Perie (97)	19	97	96	96	52	93	7	15	15	4	4	4	4
William Holland (93)	20	93	52	52	93	15	15	4	4				
Alex Platt (43)	21	43	4	4	4	4	4	18					
Olly Brocklesby (52)	22	52	15	15	15	18	18						
Rhys Wilks (15)	23	15	18	18	18								
Leighan Hunt (18)	24	18											

Timekeeper:

Race Director

Weather / Track: Raining / Wet

Results @ www.sportstimeservices.com

Printed: 04/03/2012 15:01:27





Thundersport GB Rounds 1 and 2

Aprilia Superteens

Brands Hatch 1.199 Miles

Race 10

03/03/2012 15:10

Race started at 15:10:22

Lap	Lap Tm	Diff	Time of Day
(8) Lewis Rollo			
1	1:02.505	+4.627	15:11:28.639
2	58.833	+0.955	15:12:27.472
3	58.058	+0.180	15:13:25.530
4	57.879	+0.001	15:14:23.409
5	58.076	+0.198	15:15:21.485
6	58.320	+0.442	15:16:19.805
7	59.575	+1.697	15:17:19.380
8	57.878		15:18:17.258
9	58.989	+1.111	15:19:16.247
10	58.570	+0.692	15:20:14.817
11	59.367	+1.489	15:21:14.184
12	59.355	+1.477	15:22:13.539

(41) Milo Ward			
1	1:03.814	+5.369	15:11:30.284
2	1:00.091	+1.646	15:12:30.375
3	1:00.113	+1.668	15:13:30.488
4	59.453	+1.008	15:14:29.941
5	59.619	+1.174	15:15:29.560
6	59.467	+1.022	15:16:29.027
7	58.864	+0.419	15:17:27.891
8	59.163	+0.718	15:18:27.054
9	59.440	+0.995	15:19:26.494
10	59.010	+0.565	15:20:25.504
11	58.445		15:21:23.949
12	58.760	+0.315	15:22:22.709

(111) Sam Smith			
1	1:03.493	+5.800	15:11:29.735
2	1:00.449	+2.756	15:12:30.184
3	59.931	+2.238	15:13:30.115
4	59.488	+1.795	15:14:29.603
5	59.490	+1.797	15:15:29.093
6	59.778	+2.085	15:16:28.871
7	58.964	+1.271	15:17:27.835
8	59.247	+1.554	15:18:27.082
9	59.524	+1.831	15:19:26.606
10	59.019	+1.326	15:20:25.625
11	59.401	+1.708	15:21:25.026
12	57.693		15:22:22.719

(44) Conner Moody			
1	1:07.214	+8.102	15:11:34.451
2	1:02.624	+3.512	15:12:37.075
3	1:02.060	+2.948	15:13:39.135
4	59.479	+0.367	15:14:38.614
5	59.993	+0.881	15:15:38.607
6	59.588	+0.476	15:16:38.195
7	1:00.174	+1.062	15:17:38.369
8	59.798	+0.686	15:18:38.167
9	59.112		15:19:37.279
10	59.822	+0.710	15:20:37.101
11	59.584	+0.472	15:21:36.685
12	59.286	+0.174	15:22:35.971

(5) George Stanley			
1	1:05.235	+5.832	15:11:31.840
2	1:00.936	+1.533	15:12:32.776
3	1:00.424	+1.021	15:13:33.200

4	59.920	+0.517	15:14:33.120
5	1:00.238	+0.835	15:15:33.358
6	1:01.345	+1.942	15:16:34.703
7	59.911	+0.508	15:17:34.614
8	1:01.676	+2.273	15:18:36.290
9	59.403		15:19:35.693
10	1:01.882	+2.479	15:20:37.575
11	1:00.528	+1.125	15:21:38.103
12	1:00.063	+0.660	15:22:38.166

(97) Bradley Perie			
1	1:06.760	+6.428	15:11:33.511
2	1:03.307	+2.975	15:12:36.818
3	1:02.768	+2.436	15:13:39.586
4	1:01.038	+0.706	15:14:40.624
5	1:01.470	+1.138	15:15:42.094
6	1:01.352	+1.020	15:16:43.446
7	1:01.161	+0.829	15:17:44.607
8	1:01.219	+0.887	15:18:45.826
9	1:01.145	+0.813	15:19:46.971
10	1:00.332		15:20:47.303
11	1:01.013	+0.681	15:21:48.316
12	1:00.488	+0.156	15:22:48.804

(95) Ross Simpson			
1	1:07.410	+6.959	15:11:34.259
2	1:03.083	+2.632	15:12:37.342
3	1:02.435	+1.984	15:13:39.777
4	1:01.486	+1.035	15:14:41.263
5	1:01.240	+0.789	15:15:42.503
6	1:01.180	+0.729	15:16:43.683
7	1:01.292	+0.841	15:17:44.975
8	1:00.890	+0.439	15:18:45.865
9	1:01.130	+0.679	15:19:46.995
10	1:00.636	+0.185	15:20:47.631
11	1:00.887	+0.436	15:21:48.518
12	1:00.451		15:22:48.969

(58) Cameron Lee			
1	1:08.884	+8.050	15:11:36.462
2	1:03.585	+2.751	15:12:40.047
3	1:02.673	+1.839	15:13:42.720
4	1:01.376	+0.542	15:14:44.096
5	1:02.464	+1.630	15:15:46.560
6	1:02.885	+2.051	15:16:49.445
7	1:01.688	+0.854	15:17:51.133
8	1:01.096	+0.262	15:18:52.229
9	1:01.291	+0.457	15:19:53.520
10	1:01.281	+0.447	15:20:54.801
11	1:00.899	+0.065	15:21:55.700
12	1:00.834		15:22:56.534

(67) Gideon Thomas			
1	1:08.013	+6.997	15:11:35.300
2	1:04.369	+3.353	15:12:39.669
3	1:02.500	+1.484	15:13:42.169
4	1:03.094	+2.078	15:14:45.263
5	1:01.173	+0.157	15:15:46.436
6	1:01.813	+0.797	15:16:48.249
7	1:01.261	+0.245	15:17:49.510
8	1:02.292	+1.276	15:18:51.802

9	1:01.080	+0.064	15:19:52.882
10	1:01.016		15:20:53.898
11	1:01.636	+0.620	15:21:55.534
12	1:02.032	+1.016	15:22:57.566

(23) Nathan Harrison			
1	1:06.545	+5.487	15:11:33.414
2	1:04.421	+3.363	15:12:37.835
3	1:02.915	+1.857	15:13:40.750
4	1:02.905	+1.847	15:14:43.655
5	1:02.477	+1.419	15:15:46.132
6	1:02.717	+1.659	15:16:48.849
7	1:01.887	+0.829	15:17:50.736
8	1:02.073	+1.015	15:18:52.809
9	1:01.343	+0.285	15:19:54.152
10	1:01.427	+0.369	15:20:55.579
11	1:01.842	+0.784	15:21:57.421
12	1:01.058		15:22:58.479

(24) James Hobson			
1	1:10.732	+8.312	15:11:38.174
2	1:03.932	+1.512	15:12:42.106
3	1:02.657	+0.237	15:13:44.763
4	1:03.215	+0.795	15:14:47.978
5	1:02.888	+0.468	15:15:50.866
6	1:04.132	+1.712	15:16:54.998
7	1:02.580	+0.160	15:17:57.578
8	1:02.531	+0.111	15:19:00.109
9	1:02.687	+0.267	15:20:02.796
10	1:02.491	+0.071	15:21:05.287
11	1:02.420		15:22:07.707
12	1:03.851	+1.431	15:23:11.558

(74) Joe Thompson			
1	1:09.190	+6.531	15:11:36.772
2	1:04.031	+1.372	15:12:40.803
3	1:03.320	+0.661	15:13:44.123
4	1:03.173	+0.514	15:14:47.296
5	1:02.946	+0.287	15:15:50.242
6	1:04.274	+1.615	15:16:54.516
7	1:03.155	+0.496	15:17:57.671
8	1:02.659		15:19:00.330
9	1:03.322	+0.663	15:20:03.652
10	1:04.579	+1.920	15:21:08.231
11	1:03.207	+0.548	15:22:11.438
12	1:05.056	+2.397	15:23:16.494

(77) Ryan McAdam			
1	1:12.782	+10.220	15:11:41.079
2	1:07.429	+4.867	15:12:48.508
3	1:06.230	+3.668	15:13:54.738
4	1:06.035	+3.473	15:15:00.773
5	1:05.778	+3.216	15:16:06.551
6	1:04.283	+1.721	15:17:10.834
7	1:04.595	+2.033	15:18:15.429
8	1:03.513	+0.951	15:19:18.942
9	1:03.010	+0.448	15:20:21.952
10	1:03.527	+0.965	15:21:25.479
11	1:02.562		15:22:28.041

(28) Keenan Armstrong			
------------------------------	--	--	--

Timekeeper:

Race Director

Weather / Track: Bright / Dry

Results @ www.sportstimingservices.com

Printed: 03/03/2012 15:28:26





Thundersport GB Rounds 1 and 2

Aprilia Superteens

Brands Hatch 1.199 Miles

Race 10

03/03/2012 15:10

Race started at 15:10:22



Lap	Lap Tm	Diff	Time of Day
1	1:11.377	+6.939	15:11:38.091
2	1:06.079	+1.641	15:12:44.170
3	1:05.471	+1.033	15:13:49.641
4	1:04.804	+0.366	15:14:54.445
5	1:04.438		15:15:58.883
6	1:05.210	+0.772	15:17:04.093
7	1:07.361	+2.923	15:18:11.454
8	1:07.341	+2.903	15:19:18.795
9	1:06.967	+2.529	15:20:25.762
10	1:04.701	+0.263	15:21:30.463
11	1:05.101	+0.663	15:22:35.564

(96) Conor Wheeler

1	1:11.751	+6.991	15:11:40.011
2	1:06.756	+1.996	15:12:46.767
3	1:06.211	+1.451	15:13:52.978
4	1:06.046	+1.286	15:14:59.024
5	1:05.107	+0.347	15:16:04.131
6	1:05.889	+1.129	15:17:10.020
7	1:05.213	+0.453	15:18:15.233
8	1:05.490	+0.730	15:19:20.723
9	1:05.545	+0.785	15:20:26.268
10	1:05.368	+0.608	15:21:31.636
11	1:04.760		15:22:36.396

(52) Olly Brocklesby

1	1:13.153	+8.876	15:11:42.739
2	1:08.634	+4.357	15:12:51.373
3	1:06.699	+2.422	15:13:58.072
4	1:06.834	+2.557	15:15:04.906
5	1:08.149	+3.872	15:16:13.055
6	1:05.689	+1.412	15:17:18.744
7	1:04.690	+0.413	15:18:23.434
8	1:05.266	+0.989	15:19:28.700
9	1:05.420	+1.143	15:20:34.120
10	1:06.006	+1.729	15:21:40.126
11	1:04.277		15:22:44.403

(4) Louis Valleley

1	1:13.951	+8.369	15:11:42.241
2	1:08.911	+3.329	15:12:51.152
3	1:07.871	+2.289	15:13:59.023
4	1:07.777	+2.195	15:15:06.800
5	1:07.204	+1.622	15:16:14.004
6	1:07.038	+1.456	15:17:21.042
7	1:06.273	+0.691	15:18:27.315
8	1:05.582		15:19:32.897
9	1:06.921	+1.339	15:20:39.818
10	1:06.837	+1.255	15:21:46.655
11	1:07.653	+2.071	15:22:54.308

(93) William Holland

1	1:17.769	+7.500	15:11:46.850
2	1:13.103	+2.834	15:12:59.953
3	1:12.392	+2.123	15:14:12.345
4	1:11.831	+1.562	15:15:24.176
5	1:11.833	+1.564	15:16:36.009
6	1:11.080	+0.811	15:17:47.089
7	1:10.269		15:18:57.358
8	1:11.140	+0.871	15:20:08.498
9	1:10.709	+0.440	15:21:19.207

Lap	Lap Tm	Diff	Time of Day
10	1:10.460	+0.191	15:22:29.667
(18) Leighan Hunt			
1	1:20.009	+5.181	15:11:51.273
2	1:18.034	+3.206	15:13:09.307
3	1:16.996	+2.168	15:14:26.303
4	1:16.759	+1.931	15:15:43.062
5	1:15.180	+0.352	15:16:58.242
6	1:15.535	+0.707	15:18:13.777
7	1:14.828		15:19:28.605
8	1:16.004	+1.176	15:20:44.609
9	1:16.279	+1.451	15:22:00.888
10	1:17.317	+2.489	15:23:18.205

(122) Zak Cordery

1	1:07.627	+6.212	15:11:35.527
2	1:03.524	+2.109	15:12:39.051
3	1:02.362	+0.947	15:13:41.413
4	1:02.226	+0.811	15:14:43.639
5	1:01.798	+0.383	15:15:45.437
6	1:02.715	+1.300	15:16:48.152
7	1:01.415		15:17:49.567
8	1:01.953	+0.538	15:18:51.520
9	1:01.518	+0.103	15:19:53.038

(43) Alex Platt

1	1:11.589	+5.153	15:11:39.733
2	1:06.436		15:12:46.169
3	1:06.693	+0.257	15:13:52.862
4	1:08.732	+2.296	15:15:01.594
5	1:11.220	+4.784	15:16:12.814
6	1:11.801	+5.365	15:17:24.615

(48) Hamish Adamski

1	1:07.730		15:11:35.145
2	1:08.070	+0.340	15:12:43.215
3	1:08.277	+0.547	15:13:51.492
4	1:09.633	+1.903	15:15:01.125

(7) William Caines

1	1:11.190	+3.480	15:11:40.337
2	1:07.710		15:12:48.047
3	1:08.199	+0.489	15:13:56.246

Timekeeper:

Race Director

Weather / Track: Bright / Dry

Results @ www.sportstimingservices.com

Printed: 03/03/2012 15:28:26





Thundersport GB Rounds 1 and 2

Sorted on Best Lap time

Bridgestone Thundersport 500

Brands Hatch 1.199 Miles

Qualifying

03/03/2012 10:04

Practice started at 10:04:03

Pos	No.	Name	Bike	CC	Best Tm	Best Speed	Gap	Diff	In Lap	2nd Best
1	106	Joe Barton	Honda	500	59.552	72.481			12	1:00.008
2	13	Richard Blunt	Honda	500	1:00.076	71.849	0.524	0.524	14	1:00.835
3	64	Adam Palfreman	Honda	500	1:00.225	71.671	0.149	0.673	3	1:00.698
4	32	Nick Clift	Honda	500	1:00.404	71.459	0.179	0.852	6	1:01.279
5	87	Adam Clarke	Honda	500	1:00.507	71.337	0.103	0.955	9	1:01.032
6	42	Christopher Spink	Honda	500	1:00.590	71.239	0.083	1.038	12	1:00.651
7	53	Rob Mawbey	Honda	500	1:00.683	71.130	0.093	1.131	13	1:01.643
8	100	Neil Bainbridge	Honda	500	1:00.914	70.861	0.231	1.362	13	1:01.588
9	9	Tom Harrison	Honda	500	1:01.239	70.484	0.325	1.687	10	1:01.362
10	50	Nick Mallinson	Honda	500	1:01.310	70.403	0.071	1.758	10	1:01.343
11	88	Lewis Meldrum	Honda	500	1:01.462	70.229	0.152	1.910	12	1:01.862
12	15	John Butcher	Honda	500	1:01.485	70.202	0.023	1.933	8	1:01.884
13	24	Matthew Shillings	Honda	500	1:02.127	69.477	0.642	2.575	6	1:02.350
14	72	Mike Bailey	Honda	500	1:02.361	69.216	0.234	2.809	5	1:02.904
15	57	Chris Poncia	Honda	500	1:03.142	68.360	0.781	3.590	7	1:03.152
16	27	James Pickford	Honda	500	1:03.195	68.303	0.053	3.643	12	1:03.684
17	56	Phil Cox	Honda	500	1:03.474	68.003	0.279	3.922	4	1:03.565
18	7	Jonathan Owens	Honda	500	1:03.905	67.544	0.431	4.353	6	1:04.041
19	91	Dave Blow	Honda	500	1:03.908	67.541	0.003	4.356	12	1:04.561
20	101	Mike Lawson	Honda	500	1:04.519	66.901	0.611	4.967	8	1:04.899
21	10	Sam Ludgate	Honda	500	1:04.593	66.825	0.074	5.041	6	1:04.860
22	92	Luke Mumford	Honda	500	1:04.788	66.623	0.195	5.236	4	1:04.870
23	89	Ian Robinson	Honda	500	1:05.485	65.914	0.697	5.933	9	1:05.634
24	22	Adam Carter	Honda	500	1:06.104	65.297	0.619	6.552	1	1:06.935
25	26	Matt Poncia	Honda	500	1:07.451	63.993	1.347	7.899	12	1:08.380
26	34	Sam Houlton	Honda	500	1:07.954	63.519	0.503	8.402	10	1:08.366
27	86	Kevin Burton	Honda	500	1:08.192	63.298	0.238	8.640	12	1:08.739

Timekeeper:

Race Director

Weather / Track: Overcast / Damp Patches

Results @ www.sportstimingservices.com

Printed: 03/03/2012 10:21:34





Thundersport GB Rounds 1 and 2

Bridgestone Thundersport 500

Brands Hatch 1.199 Miles

Race 3 & 12 - Starting Grid Saturday

03/03/2012

Race



POLE POSITION

	1	2	3	4
1	106	13	64	32
2	87	42	53	100
3	9	50	88	15
4	24	72	57	27
5	56	7	91	101
6	10	92	89	22
7	26	34	86	

Timekeeper:

Race Director

Weather / Track:

Results @ www.sportstimeservices.com

Printed: 03/03/2012 10:22:02





Thundersport GB Rounds 1 and 2

Sorted on Laps

Bridgestone Thundersport 500

Brands Hatch 1.199 Miles

Race 3

03/03/2012 12:19

Race started at 12:19:35

Pos	No.	Name	Bike	CC	Laps	Total Tm	Diff	Gap	Best Tm	Best Speed	Avg. Speed	Start Pos
1	64	Adam Palfreman	Honda	500	12	12:05.628			59.392	72.676	71.382	0
2	53	Rob Mawbey	Honda	500	12	12:23.386	17.758	17.758	1:00.717	71.090	69.677	0
3	13	Richard Blunt	Honda	500	12	12:23.503	17.875	0.117	1:00.817	70.974	69.666	0
4	50	Nick Mallinson	Honda	500	12	12:23.773	18.145	0.270	1:00.521	71.321	69.641	0
5	32	Nick Clift	Honda	500	12	12:24.284	18.656	0.511	1:00.896	70.882	69.593	0
6	100	Neil Bainbridge	Honda	500	12	12:25.731	20.103	1.447	1:00.104	71.816	69.458	0
7	24	Matthew Shillings	Honda	500	12	12:29.674	24.046	3.943	1:01.477	70.212	69.092	0
8	9	Tom Harrison	Honda	500	12	12:31.614	25.986	1.940	1:00.927	70.845	68.914	0
9	34	Sam Houlton	Honda	500	12	12:38.878	33.250	7.264	1:00.253	71.638	68.254	0
10	88	Lewis Meldrum	Honda	500	12	12:41.848	36.220	2.970	1:01.053	70.699	67.988	0
11	10	Sam Ludgate	Honda	500	12	12:42.490	36.862	0.642	1:01.435	70.260	67.931	0
12	27	James Pickford	Honda	500	12	12:42.565	36.937	0.075	1:01.006	70.754	67.924	0
13	42	Christopher Spink	Honda	500	12	12:43.731	38.103	1.166	1:02.137	69.466	67.821	0
14	7	Jonathan Owens	Honda	500	12	12:49.339	43.711	5.608	1:00.888	70.891	67.326	0
15	57	Chris Poncia	Honda	500	12	12:49.397	43.769	0.058	1:01.827	69.814	67.321	0
16	101	Mike Lawson	Honda	500	12	12:52.983	47.355	3.586	1:02.233	69.359	67.009	0
17	72	Mike Bailey	Honda	500	12	12:53.436	47.808	0.453	1:02.779	68.755	66.970	0
18	91	Dave Blow	Honda	500	12	13:01.433	55.805	7.997	1:02.084	69.525	66.284	0
19	92	Luke Mumford	Honda	500	12	13:05.023	59.395	3.590	1:02.299	69.285	65.981	0
20	22	Adam Carter	Honda	500	12	13:06.109	1:00.481	1.086	1:02.704	68.838	65.890	0
21	56	Phil Cox	Honda	500	11	12:06.634	1 Lap	1 Lap	1:03.429	68.051	65.343	0
22	89	Ian Robinson	Honda	500	11	12:12.364	1 Lap	5.730	1:05.179	66.224	64.832	0
23	26	Matt Poncia	Honda	500	11	12:27.895	1 Lap	15.531	1:05.704	65.695	63.485	0
24	15	John Butcher	Honda	500	11	12:29.620	1 Lap	1.725	1:06.346	65.059	63.339	0
Not classified												
DNF	106	Joe Barton	Honda	500	7	7:19.255	DNF		1:01.382	70.320	68.786	0
DNF	87	Adam Clarke	Honda	500	3	3:10.840	DNF		1:01.334	70.375	67.854	0

Announcements

*** No 13 - No Transponder - Please fit before next session to be shown in results ***

Margin of Victory	Avg. Speed	Best Lap Tm	Best Speed	Best Lap by
17.758	71.382	59.392	72.676	64 - Adam Palfreman

Timekeeper:

Race Director

Weather / Track: Overcast / Damp

Results @ www.sportstimingsservices.com





Thundersport GB Rounds 1 and 2

Lapchart

Bridgestone Thundersport 500

Brands Hatch 1.199 Miles

Race 3

03/03/2012 12:19

Race started at 12:19:35

Competitors	Laps												
	0	1	2	3	4	5	6	7	8	9	10	11	12
Joe Barton (106)	1	106	64	64	64	64	64	64	64	64	64	64	64
Adam Palfreman (64)	2	64	87	87	87	106	53	53	53	100	100	53	53
Nick Clift (32)	3	32	106	106	106	53	106	106	100	53	53	100	50
Christopher Spink (42)	4	42	32	53	53	32	32	32	106	32	32	50	100
Adam Clarke (87)	5	87	53	32	32	24	100	100	32	50	50	32	100
Rob Mawbey (53)	6	53	24	24	24	50	24	50	50	24	24	24	24
Nick Mallinson (50)	7	50	50	50	50	100	50	24	24	9	9	9	9
Neil Bainbridge (100)	8	100	100	100	100	9	9	9	9	42	88	88	34
Tom Harrison (9)	9	9	9	9	42	42	42	42	88	42	34	88	88
Mike Bailey (72)	10	72	42	42	42	10	10	10	10	10	10	10	10
Chris Poncia (57)	11	57	72	72	10	27	27	27	88	27	34	42	27
John Butcher (15)	12	15	57	57	27	72	88	88	27	34	27	27	42
Matthew Shillings (24)	13	24	10	10	72	57	57	57	57	57	57	57	7
Sam Ludgate (10)	14	10	56	27	57	88	72	34	34	7	7	7	57
Phil Cox (56)	15	56	27	56	101	34	34	72	7	72	72	101	101
Mike Lawson (101)	16	101	89	101	88	101	101	101	72	101	101	72	72
Dave Blow (91)	17	91	101	89	34	7	7	7	101	91	91	91	91
James Pickford (27)	18	27	88	88	89	89	89	91	91	92	92	92	92
Luke Mumford (92)	19	92	91	7	7	56	56	89	89	22	22	22	22
Ian Robinson (89)	20	89	7	34	56	91	91	56	22	89	56	56	56
Adam Carter (22)	21	22	34	91	91	22	22	22	56	56	89	89	89
Jonathan Owens (7)	22	7	92	22	22	92	92	92	92	15	15	26	26
Matt Poncia (26)	23	26	22	92	92	15	15	15	15	26	26	15	15
Sam Houlton (34)	24	34	15	15	15	26	26	26	26	13	13		
Lewis Meldrum (88)	25	88	26	26	26	13	13	13	13				
Richard Blunt (13)	26	13	13	13	13								

Timekeeper:

Race Director

Weather / Track: Overcast / Damp

Results @ www.sportstimeservices.com

Printed: 03/03/2012 12:36:37





Thundersport GB Rounds 1 and 2

Bridgestone Thundersport 500

Brands Hatch 1.199 Miles

Race 3

03/03/2012 12:19

Race started at 12:19:35

Lap	Lap Tm	Diff	Time of Day
(64) Adam Palfreman			
1	1:02.944	+3.552	12:20:42.134
2	1:00.576	+1.184	12:21:42.710
3	59.663	+0.271	12:22:42.373
4	59.835	+0.443	12:23:42.208
5	59.724	+0.332	12:24:41.932
6	59.568	+0.176	12:25:41.500
7	59.748	+0.356	12:26:41.248
8	59.726	+0.334	12:27:40.974
9	1:01.758	+2.366	12:28:42.732
10	59.392		12:29:42.124
11	1:00.027	+0.635	12:30:42.151
12	59.473	+0.081	12:31:41.624

(53) Rob Mawbey			
1	1:05.635	+4.918	12:20:45.224
2	1:02.052	+1.335	12:21:47.276
3	1:01.840	+1.123	12:22:49.116
4	1:01.230	+0.513	12:23:50.346
5	1:01.270	+0.553	12:24:51.616
6	1:01.330	+0.613	12:25:52.946
7	1:01.838	+1.121	12:26:54.784
8	1:00.970	+0.253	12:27:55.754
9	1:00.717		12:28:56.471
10	1:01.030	+0.313	12:29:57.501
11	1:00.760	+0.043	12:30:58.261
12	1:01.121	+0.404	12:31:59.382

(13) Richard Blunt			
1	1:01.699	+0.882	12:21:44.488
2	1:02.135	+1.318	12:22:46.623
3	1:02.790	+1.973	12:23:49.413
4	1:01.625	+0.808	12:24:51.038
5	1:01.342	+0.525	12:25:52.380
6	2:03.528	+1:02.711	12:27:55.908
7	1:00.817		12:28:56.725
8	2:01.870	+1:01.053	12:30:58.595
9	1:00.904	+0.087	12:31:59.499

(50) Nick Mallinson			
1	1:05.805	+5.284	12:20:45.596
2	1:02.296	+1.775	12:21:47.892
3	1:02.234	+1.713	12:22:50.126
4	1:02.116	+1.595	12:23:52.242
5	1:01.880	+1.359	12:24:54.122
6	1:00.620	+0.099	12:25:54.742
7	1:00.919	+0.398	12:26:55.661
8	1:01.246	+0.725	12:27:56.907
9	1:00.794	+0.273	12:28:57.701
10	1:00.521		12:29:58.222
11	1:00.852	+0.331	12:30:59.074
12	1:00.695	+0.174	12:31:59.769

(32) Nick Clift			
1	1:05.578	+4.682	12:20:44.771
2	1:02.587	+1.691	12:21:47.358
3	1:01.999	+1.103	12:22:49.357
4	1:01.724	+0.828	12:23:51.081
5	1:01.292	+0.396	12:24:52.373
6	1:01.254	+0.358	12:25:53.627

7	1:01.684	+0.788	12:26:55.311
8	1:01.151	+0.255	12:27:56.462
9	1:00.942	+0.046	12:28:57.404
10	1:00.984	+0.088	12:29:58.388
11	1:00.996	+0.100	12:30:59.384
12	1:00.896		12:32:00.280

(100) Neil Bainbridge			
1	1:07.263	+7.159	12:20:47.161
2	1:02.288	+2.184	12:21:49.449
3	1:01.458	+1.354	12:22:50.907
4	1:01.684	+1.580	12:23:52.591
5	1:00.903	+0.799	12:24:53.494
6	1:00.246	+0.142	12:25:53.740
7	1:01.166	+1.062	12:26:54.906
8	1:00.104		12:27:55.010
9	1:01.354	+1.250	12:28:56.364
10	1:01.583	+1.479	12:29:57.947
11	1:01.405	+1.301	12:30:59.352
12	1:02.375	+2.271	12:32:01.727

(24) Matthew Shillings			
1	1:05.184	+3.707	12:20:45.571
2	1:01.968	+0.491	12:21:47.539
3	1:02.328	+0.851	12:22:49.867
4	1:02.031	+0.554	12:23:51.898
5	1:01.831	+0.354	12:24:53.729
6	1:02.038	+0.561	12:25:55.767
7	1:01.517	+0.040	12:26:57.284
8	1:01.691	+0.214	12:27:58.975
9	1:01.673	+0.196	12:29:00.648
10	1:01.477		12:30:02.125
11	1:01.599	+0.122	12:31:03.724
12	1:01.946	+0.469	12:32:05.670

(9) Tom Harrison			
1	1:07.468	+6.541	12:20:47.448
2	1:03.131	+2.204	12:21:50.579
3	1:02.197	+1.270	12:22:52.776
4	1:02.430	+1.503	12:23:55.206
5	1:01.593	+0.666	12:24:56.799
6	1:01.684	+0.757	12:25:58.483
7	1:00.927		12:26:59.410
8	1:01.870	+0.943	12:28:01.280
9	1:01.812	+0.885	12:29:03.092
10	1:01.388	+0.461	12:30:04.480
11	1:01.455	+0.528	12:31:05.935
12	1:01.675	+0.748	12:32:07.610

(34) Sam Houlton			
1	1:10.036	+9.783	12:20:52.202
2	1:05.046	+4.793	12:21:57.248
3	1:04.218	+3.965	12:23:01.466
4	1:03.253	+3.000	12:24:04.719
5	1:02.971	+2.718	12:25:07.690
6	1:01.935	+1.682	12:26:09.625
7	1:01.074	+0.821	12:27:10.699
8	1:01.596	+1.343	12:28:12.295
9	1:00.253		12:29:12.548
10	1:00.517	+0.264	12:30:13.065
11	1:01.009	+0.756	12:31:14.074

12	1:00.800	+0.547	12:32:14.874
(88) Lewis Meldrum			
1	1:08.617	+7.564	12:20:51.030
2	1:04.930	+3.877	12:21:55.960
3	1:04.919	+3.866	12:23:00.879
4	1:02.954	+1.901	12:24:03.833
5	1:01.575	+0.522	12:25:05.408
6	1:01.942	+0.889	12:26:07.350
7	1:01.053		12:27:08.403
8	1:01.460	+0.407	12:28:09.863
9	1:01.220	+0.167	12:29:11.083
10	1:01.838	+0.785	12:30:12.921
11	1:02.443	+1.390	12:31:15.364
12	1:02.480	+1.427	12:32:17.844

(10) Sam Ludgate			
1	1:07.941	+6.506	12:20:48.756
2	1:05.354	+3.919	12:21:54.110
3	1:03.671	+2.236	12:22:57.781
4	1:02.990	+1.555	12:24:00.771
5	1:02.864	+1.429	12:25:03.635
6	1:01.890	+0.455	12:26:05.525
7	1:02.165	+0.730	12:27:07.690
8	1:02.575	+1.140	12:28:10.265
9	1:02.277	+0.842	12:29:12.542
10	1:02.351	+0.916	12:30:14.893
11	1:01.435		12:31:16.328
12	1:02.158	+0.723	12:32:18.486

(27) James Pickford			
1	1:08.363	+7.357	12:20:49.584
2	1:04.700	+3.694	12:21:54.284
3	1:03.598	+2.592	12:22:57.882
4	1:03.228	+2.222	12:24:01.110
5	1:03.022	+2.016	12:25:04.132
6	1:03.148	+2.142	12:26:07.280
7	1:02.604	+1.598	12:27:09.884
8	1:02.378	+1.372	12:28:12.262
9	1:01.973	+0.967	12:29:14.235
10	1:01.557	+0.551	12:30:15.792
11	1:01.763	+0.757	12:31:17.555
12	1:01.006		12:32:18.561

(42) Christopher Spink			
1	1:08.367	+6.230	12:20:47.820
2	1:03.154	+1.017	12:21:50.974
3	1:02.373	+0.236	12:22:53.347
4	1:02.442	+0.305	12:23:55.789
5	1:02.137		12:24:57.926
6	1:03.931	+1.794	12:26:01.857
7	1:03.888	+1.751	12:27:05.745
8	1:04.010	+1.873	12:28:09.755
9	1:02.640	+0.503	12:29:12.395
10	1:02.568	+0.431	12:30:14.963
11	1:02.371	+0.234	12:31:17.334
12	1:02.393	+0.256	12:32:19.727

(7) Jonathan Owens			
1	1:10.483	+9.595	12:20:52.027
2	1:04.070	+3.182	12:21:56.097

Timekeeper:

Race Director

Weather / Track: Overcast / Damp

Results @ www.sportstimingservices.com





Thundersport GB Rounds 1 and 2

Bridgestone Thundersport 500

Brands Hatch 1.199 Miles

Race 3

03/03/2012 12:19

Race started at 12:19:35

Lap	Lap Tm	Diff	Time of Day
3	1:05.615	+4.727	12:23:01.712
4	1:04.967	+4.079	12:24:06.679
5	1:01.927	+1.039	12:25:08.606
6	1:03.513	+2.625	12:26:12.119
7	1:01.522	+0.634	12:27:13.641
8	1:01.381	+0.493	12:28:15.022
9	1:00.888		12:29:15.910
10	1:03.423	+2.535	12:30:19.333
11	1:03.346	+2.458	12:31:22.679
12	1:02.656	+1.768	12:32:25.335

(57) Chris Poncia

1	1:08.185	+6.358	12:20:48.495
2	1:05.526	+3.699	12:21:54.021
3	1:05.168	+3.341	12:22:59.189
4	1:04.552	+2.725	12:24:03.741
5	1:02.872	+1.045	12:25:06.613
6	1:01.827		12:26:08.440
7	1:01.990	+0.163	12:27:10.430
8	1:02.458	+0.631	12:28:12.888
9	1:02.320	+0.493	12:29:15.208
10	1:03.533	+1.706	12:30:18.741
11	1:03.649	+1.822	12:31:22.390
12	1:03.003	+1.176	12:32:25.393

(101) Mike Lawson

1	1:09.094	+6.861	12:20:50.123
2	1:05.498	+3.265	12:21:55.621
3	1:04.299	+2.066	12:22:59.920
4	1:04.947	+2.714	12:24:04.867
5	1:03.421	+1.188	12:25:08.288
6	1:03.788	+1.555	12:26:12.076
7	1:02.589	+0.356	12:27:14.665
8	1:03.399	+1.166	12:28:18.064
9	1:02.360	+0.127	12:29:20.424
10	1:02.233		12:30:22.657
11	1:03.084	+0.851	12:31:25.741
12	1:03.238	+1.005	12:32:28.979

(72) Mike Bailey

1	1:07.969	+5.190	12:20:48.159
2	1:05.644	+2.865	12:21:53.803
3	1:05.144	+2.365	12:22:58.947
4	1:04.762	+1.983	12:24:03.709
5	1:03.934	+1.155	12:25:07.643
6	1:03.679	+0.900	12:26:11.322
7	1:03.069	+0.290	12:27:14.391
8	1:03.046	+0.267	12:28:17.437
9	1:02.961	+0.182	12:29:20.398
10	1:02.779		12:30:23.177
11	1:03.147	+0.368	12:31:26.324
12	1:03.108	+0.329	12:32:29.432

(91) Dave Blow

1	1:10.820	+8.736	12:20:52.004
2	1:06.272	+4.188	12:21:58.276
3	1:04.724	+2.640	12:23:03.000
4	1:04.678	+2.594	12:24:07.678
5	1:05.277	+3.193	12:25:12.955
6	1:06.241	+4.157	12:26:19.196
7	1:03.969	+1.885	12:27:23.165

8	1:03.644	+1.560	12:28:26.809
9	1:03.282	+1.198	12:29:30.091
10	1:02.762	+0.678	12:30:32.853
11	1:02.492	+0.408	12:31:35.345
12	1:02.084		12:32:37.429

(92) Luke Mumford

1	1:11.768	+9.469	12:20:53.070
2	1:07.986	+5.687	12:22:01.056
3	1:07.046	+4.747	12:23:08.102
4	1:06.276	+3.977	12:24:14.378
5	1:04.586	+2.287	12:25:18.964
6	1:04.029	+1.730	12:26:22.993
7	1:03.287	+0.988	12:27:26.280
8	1:04.006	+1.707	12:28:30.286
9	1:03.058	+0.759	12:29:33.344
10	1:02.948	+0.649	12:30:36.292
11	1:02.428	+0.129	12:31:38.720
12	1:02.299		12:32:41.019

(22) Adam Carter

1	1:12.114	+9.410	12:20:53.611
2	1:05.729	+3.025	12:21:59.340
3	1:05.604	+2.900	12:23:04.944
4	1:06.635	+3.931	12:24:11.579
5	1:04.786	+2.082	12:25:16.365
6	1:04.163	+1.459	12:26:20.528
7	1:04.045	+1.341	12:27:24.573
8	1:05.899	+3.195	12:28:30.472
9	1:03.221	+0.517	12:29:33.693
10	1:02.902	+0.198	12:30:36.595
11	1:02.806	+0.102	12:31:39.401
12	1:02.704		12:32:42.105

(56) Phil Cox

1	1:08.305	+4.876	12:20:49.177
2	1:06.186	+2.757	12:21:55.363
3	1:06.826	+3.397	12:23:02.189
4	1:04.949	+1.520	12:24:07.138
5	1:05.766	+2.337	12:25:12.904
6	1:06.545	+3.116	12:26:19.449
7	1:05.204	+1.775	12:27:24.653
8	1:06.249	+2.820	12:28:30.902
9	1:04.744	+1.315	12:29:35.646
10	1:03.429		12:30:39.075
11	1:03.555	+0.126	12:31:42.630

(89) Ian Robinson

1	1:08.733	+3.554	12:20:50.094
2	1:05.806	+0.627	12:21:55.900
3	1:05.600	+0.421	12:23:01.500
4	1:05.509	+0.330	12:24:07.009
5	1:05.781	+0.602	12:25:12.790
6	1:06.543	+1.364	12:26:19.333
7	1:05.179		12:27:24.512
8	1:06.050	+0.871	12:28:30.562
9	1:05.221	+0.042	12:29:35.783
10	1:06.422	+1.243	12:30:42.205
11	1:06.155	+0.976	12:31:48.360

(26) Matt Poncia

1	1:12.724	+7.020	12:20:54.676
2	1:08.933	+3.229	12:22:03.609
3	1:07.818	+2.114	12:23:11.427
4	1:08.456	+2.752	12:24:19.883
5	1:06.950	+1.246	12:25:26.833
6	1:06.652	+0.948	12:26:33.485
7	1:06.459	+0.755	12:27:39.944
8	1:05.704		12:28:45.648
9	1:06.214	+0.510	12:29:51.862
10	1:06.266	+0.562	12:30:58.128
11	1:05.763	+0.059	12:32:03.891

(15) John Butcher

1	1:13.560	+7.214	12:20:53.918
2	1:08.554	+2.208	12:22:02.472
3	1:07.284	+0.938	12:23:09.756
4	1:07.765	+1.419	12:24:17.521
5	1:07.456	+1.110	12:25:24.977
6	1:06.698	+0.352	12:26:31.675
7	1:06.346		12:27:38.021
8	1:07.131	+0.785	12:28:45.152
9	1:06.448	+0.102	12:29:51.600
10	1:06.639	+0.293	12:30:58.239
11	1:07.377	+1.031	12:32:05.616

(106) Joe Barton

1	1:05.053	+3.671	12:20:43.992
2	1:02.085	+0.703	12:21:46.077
3	1:01.584	+0.202	12:22:47.661
4	1:02.606	+1.224	12:23:50.267
5	1:01.900	+0.518	12:24:52.167
6	1:01.382		12:25:53.549
7	1:01.702	+0.320	12:26:55.251

(87) Adam Clarke

1	1:04.073	+2.739	12:20:43.582
2	1:01.920	+0.586	12:21:45.502
3	1:01.334		12:22:46.836

Timekeeper:

Race Director

Weather / Track: Overcast / Damp

Results @ www.sportstimingservices.com





Thundersport GB Rounds 1 and 2

Sorted on Laps

Bridgestone Thundersport 500

Brands Hatch 1.199 Miles

Race 12

03/03/2012 15:43

Race started at 15:43:07

Pos	No.	Name	Bike	CC	Laps	Total Tm	Diff	Gap	Best Tm	Best Speed	Avg. Speed	Start Pos
1	64	Adam Palfreman	Honda	500	12	11:43.785			56.790	76.006	73.597	0
2	50	Nick Mallinson	Honda	500	12	11:45.954	2.169	2.169	57.071	75.632	73.371	0
3	32	Nick Clift	Honda	500	12	11:46.180	2.395	0.226	57.192	75.472	73.348	0
4	87	Adam Clarke	Honda	500	12	11:47.021	3.236	0.841	57.291	75.342	73.261	0
5	53	Rob Mawbey	Honda	500	12	11:47.088	3.303	0.067	57.389	75.213	73.254	0
6	88	Lewis Meldrum	Honda	500	12	11:47.957	4.172	0.869	57.098	75.596	73.164	0
7	10	Sam Ludgate	Honda	500	12	11:48.886	5.101	0.929	57.263	75.379	73.068	0
8	15	John Butcher	Honda	500	12	11:49.623	5.838	0.737	57.541	75.014	72.992	0
9	72	Mike Bailey	Honda	500	12	11:52.946	9.161	3.323	58.147	74.233	72.652	0
10	13	Richard Blunt	Honda	500	12	11:53.028	9.243	0.082	58.099	74.294	72.643	0
11	42	Christopher Spink	Honda	500	12	11:53.043	9.258	0.015	56.920	75.833	72.642	0
12	100	Neil Bainbridge	Honda	500	12	11:53.402	9.617	0.359	57.917	74.527	72.605	0
13	9	Tom Harrison	Honda	500	12	11:54.506	10.721	1.104	58.111	74.279	72.493	0
14	101	Mike Lawson	Honda	500	12	12:01.126	17.341	6.620	58.584	73.679	71.828	0
15	34	Sam Houlton	Honda	500	12	12:04.219	20.434	3.093	58.022	74.392	71.521	0
16	22	Adam Carter	Honda	500	12	12:07.009	23.224	2.790	58.486	73.802	71.246	0
17	27	James Pickford	Honda	500	12	12:07.281	23.496	0.272	58.595	73.665	71.220	0
18	57	Chris Poncia	Honda	500	12	12:10.466	26.681	3.185	58.758	73.461	70.909	0
19	7	Jonathan Owens	Honda	500	12	12:10.519	26.734	0.053	59.262	72.836	70.904	0
20	91	Dave Blow	Honda	500	12	12:12.402	28.617	1.883	59.094	73.043	70.722	0
21	92	Luke Mumford	Honda	500	12	12:13.677	29.892	1.275	59.281	72.813	70.599	0
22	89	Ian Robinson	Honda	500	12	12:30.565	46.780	16.888	1:00.631	71.191	69.010	0
23	56	Phil Cox	Honda	500	12	12:30.908	47.123	0.343	1:01.093	70.653	68.979	0
24	26	Matt Poncia	Honda	500	12	12:32.059	48.274	1.151	1:00.560	71.275	68.873	0
Not classified					110%							
DNF	24	Matthew Shillings	Honda	500	7	7:16.187	DNF		1:00.451	71.403	69.270	0
DNF	106	Joe Barton	Honda	500		3.044	DNF			-	-	0

Announcements

*** No 32 - No Transponder***

Margin of Victory	Avg. Speed	Best Lap Tm	Best Speed	Best Lap by
2.169	73.597	56.790	76.006	64 - Adam Palfreman

Timekeeper:

Race Director

Weather / Track: Bright / Dry

Results @ www.sportstiming.com





Thundersport GB Rounds 1 and 2

Lapchart

Bridgestone Thundersport 500

Brands Hatch 1.199 Miles

Race 12

03/03/2012 15:43

Race started at 15:43:07

Competitors

Laps

	0	1	2	3	4	5	6	7	8	9	10	11	12
Richard Blunt (13)	13	53	53	53	53	50	50	64	64	64	64	64	64
Joe Barton (106)	106	87	50	87	50	53	64	87	87	50	50	50	50
Adam Palfreman (64)	64	50	87	50	87	87	87	50	50	87	87	87	87
Christopher Spink (42)	42	72	72	72	64	64	53	53	53	53	53	53	53
Rob Mawbey (53)	53	13	13	15	15	15	15	15	15	15	15	88	88
Adam Clarke (87)	87	9	15	88	72	72	88	88	88	88	88	15	10
Tom Harrison (9)	9	88	88	64	88	88	72	72	10	10	10	10	15
Nick Mallinson (50)	50	15	9	9	9	10	10	10	72	13	72	72	72
Lewis Meldrum (88)	88	10	10	13	10	9	9	13	13	72	13	13	13
Neil Bainbridge (100)	100	100	64	10	13	13	13	9	100	100	42	100	42
Mike Bailey (72)	72	64	100	100	100	100	100	100	9	42	100	42	100
John Butcher (15)	15	24	101	101	101	101	42	42	42	9	9	9	9
Chris Poncia (57)	57	101	24	24	42	42	101	101	101	101	101	101	101
Matthew Shillings (24)	24	89	27	42	24	7	22	22	34	34	34	34	34
Jonathan Owens (7)	7	7	7	7	7	22	34	34	22	22	22	22	22
Mike Lawson (101)	101	27	89	27	27	34	7	7	27	27	27	27	27
Sam Ludgate (10)	10	91	91	91	22	27	27	27	7	7	7	7	57
Dave Blow (91)	91	57	22	22	34	91	91	91	91	91	57	57	7
Luke Mumford (92)	92	22	57	34	91	24	57	57	57	57	91	91	91
James Pickford (27)	27	92	42	57	57	57	24	24	92	92	92	92	92
Adam Carter (22)	22	34	34	89	92	92	92	92	89	56	56	56	89
Ian Robinson (89)	89	56	92	92	89	89	89	89	56	89	89	89	56
Matt Poncia (26)	26	26	56	56	56	56	56	56	26	26	26	26	26
Sam Houlton (34)	34	42	26	26	26	26	26	26	32	32			
Phil Cox (56)	56	32	32	32	32	32	32	32					
Nick Clift (32)	32												

Timekeeper:

Race Director

Weather / Track: Bright / Dry

Results @ www.sportstimeservices.com

Printed: 03/03/2012 16:00:15





Thundersport GB Rounds 1 and 2

Bridgestone Thundersport 500

Brands Hatch 1.199 Miles

Race 12

03/03/2012 15:43

Race started at 15:43:07

Lap	Lap Tm	Diff	Time of Day
(64) Adam Palfreman			
1	1:05.476	+8.686	15:44:16.110
2	59.207	+2.417	15:45:15.317
3	58.468	+1.678	15:46:13.785
4	58.365	+1.575	15:47:12.150
5	57.388	+0.598	15:48:09.538
6	57.636	+0.846	15:49:07.174
7	56.790		15:50:03.964
8	56.877	+0.087	15:51:00.841
9	57.308	+0.518	15:51:58.149
10	57.517	+0.727	15:52:55.666
11	57.936	+1.146	15:53:53.602
12	57.595	+0.805	15:54:51.197

(50) Nick Mallinson			
1	1:02.389	+5.318	15:44:13.634
2	59.399	+2.328	15:45:13.033
3	59.269	+2.198	15:46:12.302
4	58.880	+1.809	15:47:11.182
5	57.877	+0.806	15:48:09.059
6	58.069	+0.998	15:49:07.128
7	57.822	+0.751	15:50:04.950
8	57.363	+0.292	15:51:02.313
9	58.700	+1.629	15:52:01.013
10	57.656	+0.585	15:52:58.669
11	57.626	+0.555	15:53:56.295
12	57.071		15:54:53.366

(32) Nick Clift			
1	3:31.954	+2:34.762	15:47:11.770
2	58.655	+1.463	15:48:10.425
3	57.887	+0.695	15:49:08.312
4	57.500	+0.308	15:50:05.812
5	57.440	+0.248	15:51:03.252
6	58.031	+0.839	15:52:01.283
7	57.472	+0.280	15:52:58.755
8	57.645	+0.453	15:53:56.400
9	57.192		15:54:53.592

(87) Adam Clarke			
1	1:02.454	+5.163	15:44:13.596
2	59.775	+2.484	15:45:13.371
3	58.829	+1.538	15:46:12.200
4	59.038	+1.747	15:47:11.238
5	58.139	+0.848	15:48:09.377
6	58.097	+0.806	15:49:07.474
7	57.448	+0.157	15:50:04.922
8	57.291		15:51:02.213
9	59.197	+1.906	15:52:01.410
10	57.346	+0.055	15:52:58.756
11	57.645	+0.354	15:53:56.401
12	58.032	+0.741	15:54:54.433

(53) Rob Mawbey			
1	1:02.294	+4.905	15:44:13.342
2	59.492	+2.103	15:45:12.834
3	59.280	+1.891	15:46:12.114
4	58.954	+1.565	15:47:11.068
5	58.203	+0.814	15:48:09.271
6	58.232	+0.843	15:49:07.503

7	57.883	+0.494	15:50:05.386
8	57.389		15:51:02.775
9	58.981	+1.592	15:52:01.756
10	57.475	+0.086	15:52:59.231
11	57.633	+0.244	15:53:56.864
12	57.636	+0.247	15:54:54.500

(88) Lewis Meldrum			
1	1:03.630	+6.532	15:44:14.979
2	59.721	+2.623	15:45:14.700
3	58.661	+1.563	15:46:13.361
4	59.325	+2.227	15:47:12.686
5	58.687	+1.589	15:48:11.373
6	58.185	+1.087	15:49:09.558
7	58.174	+1.076	15:50:07.732
8	57.590	+0.492	15:51:05.322
9	57.098		15:52:02.420
10	57.604	+0.506	15:53:00.024
11	57.753	+0.655	15:53:57.777
12	57.592	+0.494	15:54:55.369

(10) Sam Ludgate			
1	1:03.225	+5.962	15:44:15.313
2	59.780	+2.517	15:45:15.093
3	59.312	+2.049	15:46:14.405
4	58.593	+1.330	15:47:12.998
5	58.530	+1.267	15:48:11.528
6	58.617	+1.354	15:49:10.145
7	58.288	+1.025	15:50:08.433
8	58.068	+0.805	15:51:06.501
9	57.635	+0.372	15:52:04.136
10	57.426	+0.163	15:53:01.562
11	57.473	+0.210	15:53:59.035
12	57.263		15:54:56.298

(15) John Butcher			
1	1:03.459	+5.918	15:44:15.072
2	59.401	+1.860	15:45:14.473
3	58.795	+1.254	15:46:13.268
4	58.909	+1.368	15:47:12.177
5	58.699	+1.158	15:48:10.876
6	57.759	+0.218	15:49:08.635
7	57.708	+0.167	15:50:06.343
8	58.312	+0.771	15:51:04.655
9	57.541		15:52:02.196
10	57.570	+0.029	15:52:59.766
11	58.903	+1.362	15:53:58.669
12	58.366	+0.825	15:54:57.035

(72) Mike Bailey			
1	1:02.538	+4.391	15:44:14.096
2	59.891	+1.744	15:45:13.987
3	58.930	+0.783	15:46:12.917
4	59.612	+1.465	15:47:12.529
5	58.741	+0.594	15:48:11.270
6	58.352	+0.205	15:49:09.622
7	58.617	+0.470	15:50:08.239
8	58.653	+0.506	15:51:06.892
9	58.714	+0.567	15:52:05.606
10	58.147		15:53:03.753
11	58.319	+0.172	15:54:02.072

12	58.286	+0.139	15:55:00.358
(13) Richard Blunt			
1	1:04.176	+6.077	15:44:14.485
2	59.712	+1.613	15:45:14.197
3	59.802	+1.703	15:46:13.999
4	59.215	+1.116	15:47:13.214
5	59.086	+0.987	15:48:12.300
6	58.285	+0.186	15:49:10.585
7	58.099		15:50:08.684
8	58.289	+0.190	15:51:06.973
9	58.544	+0.445	15:52:05.517
10	58.329	+0.230	15:53:03.846
11	58.286	+0.187	15:54:02.132
12	58.308	+0.209	15:55:00.440

(42) Christopher Spink			
1	1:10.537	+13.617	15:44:21.402
2	59.077	+2.157	15:45:20.479
3	58.764	+1.844	15:46:19.243
4	58.119	+1.199	15:47:17.362
5	59.007	+2.087	15:48:16.369
6	57.559	+0.639	15:49:13.928
7	56.920		15:50:10.848
8	57.114	+0.194	15:51:07.962
9	57.874	+0.954	15:52:05.836
10	58.375	+1.455	15:53:04.211
11	58.244	+1.324	15:54:02.455
12	58.000	+1.080	15:55:00.455

(100) Neil Bainbridge			
1	1:04.202	+6.285	15:44:15.675
2	59.655	+1.738	15:45:15.330
3	59.264	+1.347	15:46:14.594
4	58.948	+1.031	15:47:13.542
5	58.943	+1.026	15:48:12.485
6	58.395	+0.478	15:49:10.880
7	58.095	+0.178	15:50:08.975
8	58.772	+0.855	15:51:07.747
9	57.917		15:52:05.664
10	58.673	+0.756	15:53:04.337
11	58.030	+0.113	15:54:02.367
12	58.447	+0.530	15:55:00.814

(9) Tom Harrison			
1	1:03.698	+5.587	15:44:14.886
2	59.924	+1.813	15:45:14.810
3	59.139	+1.028	15:46:13.949
4	58.996	+0.885	15:47:12.945
5	59.135	+1.024	15:48:12.080
6	58.254	+0.143	15:49:10.334
7	58.433	+0.322	15:50:08.767
8	59.065	+0.954	15:51:07.832
9	58.739	+0.628	15:52:06.571
10	58.111		15:53:04.682
11	58.654	+0.543	15:54:03.336
12	58.582	+0.471	15:55:01.918

(101) Mike Lawson			
1	1:04.564	+5.980	15:44:16.625
2	1:00.125	+1.541	15:45:16.750

Timekeeper:

Race Director

Weather / Track: Bright / Dry

Results @ www.sportstimingservices.com





Thundersport GB Rounds 1 and 2

Bridgestone Thundersport 500

Brands Hatch 1.199 Miles

Race 12

03/03/2012 15:43

Race started at 15:43:07

Lap	Lap Tm	Diff	Time of Day
3	59.700	+1.116	15:46:16.450
4	1:00.311	+1.727	15:47:16.761
5	59.487	+0.903	15:48:16.248
6	59.129	+0.545	15:49:15.377
7	59.039	+0.455	15:50:14.416
8	58.684	+0.100	15:51:13.100
9	58.584		15:52:11.684
10	58.926	+0.342	15:53:10.610
11	58.863	+0.279	15:54:09.473
12	59.065	+0.481	15:55:08.538

(34) Sam Houlton

1	1:05.952	+7.930	15:44:19.331
2	1:01.452	+3.430	15:45:20.783
3	1:00.748	+2.726	15:46:21.531
4	59.413	+1.391	15:47:20.944
5	59.894	+1.872	15:48:20.838
6	59.527	+1.505	15:49:20.365
7	58.636	+0.614	15:50:19.001
8	58.022		15:51:17.023
9	58.690	+0.668	15:52:15.713
10	58.623	+0.601	15:53:14.336
11	58.384	+0.362	15:54:12.720
12	58.911	+0.889	15:55:11.631

(22) Adam Carter

1	1:06.586	+8.100	15:44:19.083
2	1:01.195	+2.709	15:45:20.278
3	1:00.859	+2.373	15:46:21.137
4	59.318	+0.832	15:47:20.455
5	1:00.381	+1.895	15:48:20.836
6	58.661	+0.175	15:49:19.497
7	58.667	+0.181	15:50:18.164
8	58.916	+0.430	15:51:17.080
9	59.607	+1.121	15:52:16.687
10	59.915	+1.429	15:53:16.602
11	59.333	+0.847	15:54:15.935
12	58.486		15:55:14.421

(27) James Pickford

1	1:05.335	+6.740	15:44:17.777
2	1:01.220	+2.625	15:45:18.997
3	1:00.640	+2.045	15:46:19.637
4	1:00.551	+1.956	15:47:20.188
5	1:01.024	+2.429	15:48:21.212
6	59.807	+1.212	15:49:21.019
7	59.104	+0.509	15:50:20.123
8	59.016	+0.421	15:51:19.139
9	59.244	+0.649	15:52:18.383
10	59.008	+0.413	15:53:17.391
11	58.595		15:54:15.986
12	58.707	+0.112	15:55:14.693

(57) Chris Ponia

1	1:07.152	+8.394	15:44:18.974
2	1:01.373	+2.615	15:45:20.347
3	1:01.185	+2.427	15:46:21.532
4	59.969	+1.211	15:47:21.501
5	1:00.826	+2.068	15:48:22.327
6	59.669	+0.911	15:49:21.996
7	58.758		15:50:20.754

8	59.524	+0.766	15:51:20.278
9	59.502	+0.744	15:52:19.780
10	59.585	+0.827	15:53:19.365
11	59.302	+0.544	15:54:18.667
12	59.211	+0.453	15:55:17.878

(7) Jonathan Owens

1	1:05.653	+6.391	15:44:17.674
2	1:01.366	+2.104	15:45:19.040
3	1:00.425	+1.163	15:46:19.465
4	1:00.614	+1.352	15:47:20.079
5	1:00.610	+1.348	15:48:20.689
6	1:00.023	+0.761	15:49:20.712
7	59.262		15:50:19.974
8	1:00.051	+0.789	15:51:20.025
9	59.490	+0.228	15:52:19.515
10	59.458	+0.196	15:53:18.973
11	59.574	+0.312	15:54:18.547
12	59.384	+0.122	15:55:17.931

(91) Dave Blow

1	1:06.297	+7.203	15:44:18.573
2	1:01.507	+2.413	15:45:20.080
3	1:00.972	+1.878	15:46:21.052
4	1:00.141	+1.047	15:47:21.193
5	1:00.564	+1.470	15:48:21.757
6	59.706	+0.612	15:49:21.463
7	59.094		15:50:20.557
8	59.671	+0.577	15:51:20.228
9	59.415	+0.321	15:52:19.643
10	59.757	+0.663	15:53:19.400
11	1:00.186	+1.092	15:54:19.586
12	1:00.228	+1.134	15:55:19.814

(92) Luke Mumford

1	1:06.782	+7.501	15:44:19.198
2	1:02.224	+2.943	15:45:21.422
3	1:00.662	+1.381	15:46:22.084
4	1:01.641	+2.360	15:47:23.725
5	1:00.144	+0.863	15:48:23.869
6	59.878	+0.597	15:49:23.747
7	1:00.109	+0.828	15:50:23.856
8	59.281		15:51:23.137
9	59.362	+0.081	15:52:22.499
10	59.769	+0.488	15:53:22.268
11	59.459	+0.178	15:54:21.727
12	59.362	+0.081	15:55:21.089

(89) Ian Robinson

1	1:04.825	+4.194	15:44:17.502
2	1:02.525	+1.894	15:45:20.027
3	1:01.591	+0.960	15:46:21.618
4	1:02.512	+1.881	15:47:24.130
5	1:01.479	+0.848	15:48:25.609
6	1:02.583	+1.952	15:49:28.192
7	1:02.103	+1.472	15:50:30.295
8	1:02.233	+1.602	15:51:32.528
9	1:02.284	+1.653	15:52:34.812
10	1:01.637	+1.006	15:53:36.449
11	1:00.897	+0.266	15:54:37.346
12	1:00.631		15:55:37.977

Lap	Lap Tm	Diff	Time of Day
<u>(56) Phil Cox</u>			
1	1:07.549	+6.456	15:44:20.959
2	1:02.661	+1.568	15:45:23.620
3	1:01.995	+0.902	15:46:25.615
4	1:01.937	+0.844	15:47:27.552
5	1:02.102	+1.009	15:48:29.654
6	1:01.600	+0.507	15:49:31.254
7	1:01.164	+0.071	15:50:32.418
8	1:01.167	+0.074	15:51:33.585
9	1:01.214	+0.121	15:52:34.799
10	1:01.198	+0.105	15:53:35.997
11	1:01.093		15:54:37.090
12	1:01.230	+0.137	15:55:38.320

(26) Matt Ponia

1	1:07.958	+7.398	15:44:21.207
2	1:04.364	+3.804	15:45:25.571
3	1:03.499	+2.939	15:46:29.070
4	1:02.483	+1.923	15:47:31.553
5	1:00.898	+0.338	15:48:32.451
6	1:00.955	+0.395	15:49:33.406
7	1:01.769	+1.209	15:50:35.175
8	1:00.865	+0.305	15:51:36.040
9	1:00.880	+0.320	15:52:36.920
10	1:00.792	+0.232	15:53:37.712
11	1:01.199	+0.639	15:54:38.911
12	1:00.560		15:55:39.471

(24) Matthew Shillings

1	1:04.617	+4.166	15:44:16.481
2	1:01.070	+0.619	15:45:17.551
3	1:01.420	+0.969	15:46:18.971
4	1:00.975	+0.524	15:47:19.946
5	1:02.112	+1.661	15:48:22.058
6	1:00.451		15:49:22.509
7	1:01.090	+0.639	15:50:23.599

Timekeeper:

Race Director

Weather / Track: Bright / Dry

Results @ www.sportstimingservices.com





Thundersport GB Rounds 1 and 2

Bridgestone Thundersport 500

Brands Hatch 1.199 Miles

Race 4 & 13 - Starting Grid Sunday

04/03/2012

Race



POLE POSITION

	1	2	3	4
1	64 Adam Palfreman 56.790	42 C. Spink 56.920	50 Nick Mallinson 57.071	88 Lewis Meldrum 57.098
2	32 Nick Clift 57.192	10 Sam Ludgate 57.263	87 Adam Clarke 57.291	53 Rob Mawbey 57.389
3	15 John Butcher 57.541	100 Neil Bainbridge 57.917	34 Sam Houlton 58.022	13 Richard Blunt 58.099
4	9 Tom Harrison 58.111	72 Mike Bailey 58.147	22 Adam Carter 58.486	101 Mike Lawson 58.584
5	27 James Pickford 58.595	57 Chris Poncia 58.758	91 Dave Blow 59.094	7 Jonathan Owens 59.262
6	92 Luke Mumford 59.281	106 Joe Barton 59.552	26 Matt Poncia 1:00.560	89 Ian Robinson 1:00.631
7	56 Phil Cox 1:01.093	24 M. Shillings 1:01.477	86 Kevin Burton 1:08.192	

Timekeeper:

Race Director

Weather / Track:

Results @ www.sportstimeservices.com

Printed: 03/03/2012 17:23:42





Thundersport GB Rounds 1 and 2

Sorted on Best Lap time

Tsport 500

Brands Hatch 1.199 Miles

Warmup

04/03/2012 10:54

Practice started at 10:54:59

Pos	No.	Name	Bike	CC	Best Tm	Best Speed	Gap	Diff	In Lap	2nd Best
1	88	Lewis Meldrum	Honda	500	1:02.051	69.562			9	1:02.404
2	32	Nick Clift	Honda	500	1:02.418	69.153	0.367	0.367	8	1:02.720
3	92	Luke Mumford	Honda	500	1:02.779	68.755	0.361	0.728	5	1:02.844
4	7	Jonathan Owens	Honda	500	1:02.782	68.752	0.003	0.731	8	1:03.216
5	27	James Pickford	Honda	500	1:02.854	68.673	0.072	0.803	8	1:03.143
6	57	Chris Poncia	Honda	500	1:02.869	68.657	0.015	0.818	8	1:03.628
7	50	Nick Mallinson	Honda	500	1:02.953	68.565	0.084	0.902	5	1:03.090
8	34	Sam Houlton	Honda	500	1:03.246	68.248	0.293	1.195	6	1:03.661
9	9	Tom Harrison	Honda	500	1:03.334	68.153	0.088	1.283	8	1:03.513
10	10	Sam Ludgate	Honda	500	1:03.782	67.674	0.448	1.731	8	1:04.193
11	72	Mike Bailey	Honda	500	1:04.055	67.386	0.273	2.004	9	1:04.356
12	42	Christopher Spink	Honda	500	1:04.348	67.079	0.293	2.297	6	1:04.594
13	87	Adam Clarke	Honda	500	1:04.406	67.019	0.058	2.355	7	1:04.495
14	101	Mike Lawson	Honda	500	1:04.439	66.984	0.033	2.388	5	1:04.780
15	22	Adam Carter	Honda	500	1:05.702	65.697	1.263	3.651	4	1:06.090
16	89	Ian Robinson	Honda	500	1:06.165	65.237	0.463	4.114	4	1:06.515
17	100	Neil Bainbridge	Honda	500	1:06.791	64.625	0.626	4.740	6	1:06.922
18	26	Matt Poncia	Honda	500	1:07.215	64.218	0.424	5.164	8	1:07.838
19	106	Joe Barton	Honda	500	1:07.218	64.215	0.003	5.167	7	1:07.618
20	15	John Butcher	Honda	500	1:07.506	63.941	0.288	5.455	8	1:07.930
21	91	Dave Blow	Honda	500	1:07.896	63.574	0.390	5.845	6	1:08.066
22	24	Matthew Shillings	Honda	500	1:11.523	60.350	3.627	9.472	3	1:11.733
23	56	Phil Cox	Honda	500	1:12.338	59.670	0.815	10.287	5	1:12.354

Announcements

*** No Transponder - No 53 - (Tsport 500)

Timekeeper:

Race Director

Weather / Track: Raining / Wet

Results @ www.sportstimingsservices.com

Printed: 04/03/2012 11:06:45





Thundersport GB Rounds 1 and 2

Sorted on Laps

Bridgestone Thundersport 500

Brands Hatch 1.199 Miles

Race 4

04/03/2012 12:20

Race started at 12:20:51

Pos	No.	Name	Bike	CC	Laps	Total Tm	Diff	Gap	Best Tm	Best Speed	Avg. Speed	Start Pos
1	64	Adam Palfreman	Honda	500	12	12:10.161			59.030	73.122	70.939	1
2	100	Neil Bainbridge	Honda	500	12	12:14.371	4.210	4.210	59.946	72.005	70.532	10
3	32	Nick Clift	Honda	500	12	12:16.706	6.545	2.335	1:00.017	71.920	70.309	5
4	10	Sam Ludgate	Honda	500	12	12:16.833	6.672	0.127	1:00.234	71.661	70.296	6
5	88	Lewis Meldrum	Honda	500	12	12:17.126	6.965	0.293	59.972	71.974	70.269	4
6	53	Rob Mawbey	Honda	500	12	12:18.051	7.890	0.925	1:00.051	71.879	70.180	8
7	9	Tom Harrison	Honda	500	12	12:23.828	13.667	5.777	1:00.459	71.394	69.635	13
8	7	Jonathan Owens	Honda	500	12	12:32.066	21.905	8.238	1:00.598	71.230	68.873	20
9	27	James Pickford	Honda	500	12	12:32.250	22.089	0.184	1:01.126	70.615	68.856	17
10	101	Mike Lawson	Honda	500	12	12:37.089	26.928	4.839	1:01.671	69.991	68.416	16
11	57	Chris Poncia	Honda	500	12	12:41.121	30.960	4.032	1:01.132	70.608	68.053	18
12	72	Mike Bailey	Honda	500	12	12:41.734	31.573	0.613	1:02.388	69.186	67.998	14
13	106	Joe Barton	Honda	500	12	12:43.019	32.858	1.285	1:02.231	69.361	67.884	22
14	91	Dave Blow	Honda	500	12	12:43.674	33.513	0.655	1:01.997	69.623	67.826	19
15	89	Ian Robinson	Honda	500	12	13:00.391	50.230	16.717	1:03.330	68.157	66.373	24
16	15	John Butcher	Honda	500	12	13:00.401	50.240	0.010	1:03.366	68.119	66.372	9
17	92	Luke Mumford	Honda	500	12	13:01.977	51.816	1.576	1:03.139	68.363	66.238	21
18	22	Adam Carter	Honda	500	12	13:03.395	53.234	1.418	1:03.313	68.176	66.118	15

110%

Not classified

DNF	34	Sam Houlton	Honda	500	11	11:17.572	DNF		58.943	73.230	70.074	11
DNF	50	Nick Mallinson	Honda	500	10	10:13.021	DNF		59.892	72.070	70.412	3
DNF	87	Adam Clarke	Honda	500	10	10:26.437	DNF		1:00.478	71.371	68.904	7
DNF	13	Richard Blunt	Honda	500	7	7:12.016	DNF		1:00.504	71.341	69.939	12
DNF	42	Christopher Spink	Honda	500	6	6:25.477	DNF		1:02.507	69.055	67.185	2
DNF	26	Matt Poncia	Honda	500	2	2:20.856	DNF		1:06.183	65.219	61.288	23

Best Laptime - No.34 - Sam Houlton 58.943

Margin of Victory	Avg. Speed	Best Lap Tm	Best Speed	Best Lap
4.210	70.939	59.030	73.122	64 - Adam Palfreman

Timekeeper:

Race Director

Weather / Track: Raining / Wet

Results @ www.sportstiming.com





Thundersport GB Rounds 1 and 2

Lapchart

Bridgestone Thundersport 500

Brands Hatch 1.199 Miles

Race 4

04/03/2012 12:20

Race started at 12:20:51

Competitors

Laps

	0	1	2	3	4	5	6	7	8	9	10	11	12	
Adam Palfreman (64)	1	64	64	13	64	64	64	64	100	100	64	64	64	
Nick Mallinson (50)	2	50	13	64	13	13	13	100	64	64	100	100	100	
Christopher Spink (42)	3	42	50	50	50	100	100	13	50	50	50	32	32	
Nick Clift (32)	4	32	10	32	32	100	50	50	50	32	32	10	10	
Lewis Meldrum (88)	5	88	88	10	100	32	32	88	88	88	88	88	88	
Sam Ludgate (10)	6	10	32	100	10	88	88	32	32	10	10	53	53	
Rob Mawbey (53)	7	53	100	88	88	10	10	10	53	53	53	34	9	
John Butcher (15)	8	15	42	53	53	53	53	53	9	34	34	9	7	
Adam Clarke (87)	9	87	53	9	9	9	9	9	34	9	9	7	27	
Neil Bainbridge (100)	10	100	9	42	34	34	34	34	87	87	87	27	101	
Richard Blunt (13)	11	13	106	87	42	42	101	27	87	27	27	101	57	
Tom Harrison (9)	12	9	87	34	87	101	27	87	27	7	7	7	57	72
Mike Bailey (72)	13	72	34	106	106	87	87	101	101	101	101	72	106	
Adam Carter (22)	14	22	72	101	27	27	42	7	7	72	72	57	106	91
Mike Lawson (101)	15	101	15	27	101	106	7	42	106	57	57	72	91	89
Sam Houlton (34)	16	34	27	72	72	7	106	106	57	106	106	15	15	
Chris Poncia (57)	17	57	101	7	7	72	72	57	72	91	91	91	89	92
Joe Barton (106)	18	106	89	89	89	57	57	72	91	89	15	15	22	22
Jonathan Owens (7)	19	7	7	15	91	91	91	91	89	15	89	89	92	
Dave Blow (91)	20	91	91	91	57	89	89	89	92	22	22	22		
James Pickford (27)	21	27	57	57	15	15	92	92	15	92	92	92		
Luke Mumford (92)	22	92	92	92	92	92	15	15	22					
Ian Robinson (89)	23	89	22	22	22	22	22							
Matt Poncia (26)	24	26	26	26										

Timekeeper:

Race Director

Weather / Track: Raining / Wet

Results @ www.sportstimeservices.com

Printed: 04/03/2012 12:41:12





Thundersport GB Rounds 1 and 2

Bridgestone Thundersport 500

Brands Hatch 1.199 Miles

Race 4

04/03/2012 12:20

Race started at 12:20:51

Lap	Lap Tm	Diff	Time of Day
(64) Adam Palfreman			
1	1:03.706	+4.676	12:21:58.149
2	1:01.544	+2.514	12:22:59.693
3	1:00.426	+1.396	12:24:00.119
4	1:01.370	+2.340	12:25:01.489
5	1:00.753	+1.723	12:26:02.242
6	1:00.640	+1.610	12:27:02.882
7	1:00.617	+1.587	12:28:03.499
8	1:00.763	+1.733	12:29:04.262
9	59.931	+0.901	12:30:04.193
10	59.441	+0.411	12:31:03.634
11	59.030		12:32:02.664
12	59.324	+0.294	12:33:01.988

Lap	Lap Tm	Diff	Time of Day
(100) Neil Bainbridge			
1	1:04.149	+4.203	12:21:59.421
2	1:01.804	+1.858	12:23:01.225
3	1:00.322	+0.376	12:24:01.547
4	1:00.868	+0.922	12:25:02.415
5	1:00.564	+0.618	12:26:02.979
6	1:00.471	+0.525	12:27:03.450
7	1:00.300	+0.354	12:28:03.750
8	1:00.479	+0.533	12:29:04.229
9	59.946		12:30:04.175
10	1:00.492	+0.546	12:31:04.667
11	1:00.772	+0.826	12:32:05.439
12	1:00.759	+0.813	12:33:06.198

Lap	Lap Tm	Diff	Time of Day
(32) Nick Clift			
1	1:04.563	+4.546	12:21:59.314
2	1:00.912	+0.895	12:23:00.226
3	1:01.035	+1.018	12:24:01.261
4	1:01.286	+1.269	12:25:02.547
5	1:00.995	+0.978	12:26:03.542
6	1:00.823	+0.806	12:27:04.365
7	1:00.017		12:28:04.382
8	1:01.827	+1.810	12:29:06.209
9	1:00.200	+0.183	12:30:06.409
10	1:00.261	+0.244	12:31:06.670
11	1:01.074	+1.057	12:32:07.744
12	1:00.789	+0.772	12:33:08.533

Lap	Lap Tm	Diff	Time of Day
(10) Sam Ludgate			
1	1:04.232	+3.998	12:21:59.044
2	1:01.931	+1.697	12:23:00.975
3	1:00.941	+0.707	12:24:01.916
4	1:02.058	+1.824	12:25:03.974
5	1:01.245	+1.011	12:26:05.219
6	1:00.331	+0.097	12:27:05.550
7	1:00.696	+0.462	12:28:06.246
8	1:00.821	+0.587	12:29:07.067
9	1:00.376	+0.142	12:30:07.443
10	1:00.234		12:31:07.677
11	1:00.250	+0.016	12:32:07.927
12	1:00.733	+0.499	12:33:08.660

Lap	Lap Tm	Diff	Time of Day
(88) Lewis Meldrum			
1	1:04.472	+4.500	12:21:59.266
2	1:02.328	+2.356	12:23:01.594
3	1:00.716	+0.744	12:24:02.310

Lap	Lap Tm	Diff	Time of Day
4	1:01.515	+1.543	12:25:03.825
5	1:00.190	+0.218	12:26:04.015
6	59.972		12:27:03.987
7	1:00.376	+0.404	12:28:04.363
8	1:02.035	+2.063	12:29:06.398
9	1:00.641	+0.669	12:30:07.039
10	1:00.271	+0.299	12:31:07.310
11	1:00.841	+0.869	12:32:08.151
12	1:00.802	+0.830	12:33:08.953

Lap	Lap Tm	Diff	Time of Day
(53) Rob Mawbey			
1	1:05.839	+5.788	12:22:01.046
2	1:02.378	+2.327	12:23:03.424
3	1:01.333	+1.282	12:24:04.757
4	1:01.318	+1.267	12:25:06.075
5	1:01.268	+1.217	12:26:07.343
6	1:00.491	+0.440	12:27:07.834
7	1:00.565	+0.514	12:28:08.399
8	1:00.234	+0.183	12:29:08.633
9	1:00.286	+0.235	12:30:08.919
10	1:00.330	+0.279	12:31:09.249
11	1:00.051		12:32:09.300
12	1:00.578	+0.527	12:33:09.878

Lap	Lap Tm	Diff	Time of Day
(9) Tom Harrison			
1	1:06.058	+5.599	12:22:01.510
2	1:02.191	+1.732	12:23:03.701
3	1:01.319	+0.860	12:24:05.020
4	1:01.234	+0.775	12:25:06.254
5	1:01.329	+0.870	12:26:07.583
6	1:01.017	+0.558	12:27:08.600
7	1:00.871	+0.412	12:28:09.471
8	1:00.659	+0.200	12:29:10.130
9	1:00.459		12:30:10.589
10	1:01.104	+0.645	12:31:11.693
11	1:01.319	+0.860	12:32:13.012
12	1:02.643	+2.184	12:33:15.655

Lap	Lap Tm	Diff	Time of Day
(7) Jonathan Owens			
1	1:07.417	+6.819	12:22:03.525
2	1:03.295	+2.697	12:23:06.820
3	1:02.975	+2.377	12:24:09.795
4	1:02.760	+2.162	12:25:12.555
5	1:02.360	+1.762	12:26:14.915
6	1:01.246	+0.648	12:27:16.161
7	1:01.014	+0.416	12:28:17.175
8	1:01.390	+0.792	12:29:18.565
9	1:00.598		12:30:19.163
10	1:01.270	+0.672	12:31:20.433
11	1:01.616	+1.018	12:32:22.049
12	1:01.844	+1.246	12:33:23.893

Lap	Lap Tm	Diff	Time of Day
(27) James Pickford			
1	1:06.556	+5.430	12:22:02.778
2	1:03.422	+2.296	12:23:06.200
3	1:02.269	+1.143	12:24:08.469
4	1:02.786	+1.660	12:25:11.255
5	1:01.710	+0.584	12:26:12.965
6	1:01.502	+0.376	12:27:14.467
7	1:01.581	+0.455	12:28:16.048
8	1:01.126		12:29:17.174

Lap	Lap Tm	Diff	Time of Day
9	1:01.575	+0.449	12:30:18.749
10	1:01.493	+0.367	12:31:20.242
11	1:02.036	+0.910	12:32:22.278
12	1:01.799	+0.673	12:33:24.077

Lap	Lap Tm	Diff	Time of Day
(101) Mike Lawson			
1	1:07.016	+5.345	12:22:02.814
2	1:03.259	+1.588	12:23:06.073
3	1:02.556	+0.885	12:24:08.629
4	1:02.085	+0.414	12:25:10.714
5	1:02.033	+0.362	12:26:12.747
6	1:02.283	+0.612	12:27:15.030
7	1:01.764	+0.093	12:28:16.794
8	1:01.791	+0.120	12:29:18.585
9	1:01.997	+0.326	12:30:20.582
10	1:01.671		12:31:22.253
11	1:02.363	+0.692	12:32:24.616
12	1:04.300	+2.629	12:33:28.916

Lap	Lap Tm	Diff	Time of Day
(57) Chris Poncia			
1	1:08.285	+7.153	12:22:04.364
2	1:03.905	+2.773	12:23:08.269
3	1:03.955	+2.823	12:24:12.224
4	1:02.139	+1.007	12:25:14.363
5	1:01.132		12:26:15.495
6	1:02.006	+0.874	12:27:17.501
7	1:02.237	+1.105	12:28:19.738
8	1:03.032	+1.900	12:29:22.770
9	1:03.015	+1.883	12:30:25.785
10	1:02.258	+1.126	12:31:28.043
11	1:02.264	+1.132	12:32:30.307
12	1:02.641	+1.509	12:33:32.948

Lap	Lap Tm	Diff	Time of Day
(72) Mike Bailey			
1	1:06.893	+4.505	12:22:02.540
2	1:04.121	+1.733	12:23:06.661
3	1:03.077	+0.689	12:24:09.738
4	1:02.892	+0.504	12:25:12.630
5	1:02.549	+0.161	12:26:15.179
6	1:02.523	+0.135	12:27:17.702
7	1:02.653	+0.265	12:28:20.355
8	1:02.392	+0.004	12:29:22.747
9	1:02.929	+0.541	12:30:25.676
10	1:03.058	+0.670	12:31:28.734
11	1:02.388		12:32:31.122
12	1:02.439	+0.051	12:33:33.561

Lap	Lap Tm	Diff	Time of Day
(106) Joe Barton			
1	1:05.603	+3.372	12:22:01.692
2	1:03.437	+1.206	12:23:05.129
3	1:03.182	+0.951	12:24:08.311
4	1:04.184	+1.953	12:25:12.495
5	1:02.674	+0.443	12:26:15.169
6	1:02.231		12:27:17.400
7	1:02.315	+0.084	12:28:19.715
8	1:03.342	+1.111	12:29:23.057
9	1:03.210	+0.979	12:30:26.267
10	1:02.747	+0.516	12:31:29.014
11	1:02.798	+0.567	12:32:31.812
12	1:03.034	+0.803	12:33:34.846

Timekeeper:

Race Director

Weather / Track: Raining / Wet

Results @ www.sportstimingservices.com





Thundersport GB Rounds 1 and 2

Bridgestone Thundersport 500

Brands Hatch 1.199 Miles

Race 4

04/03/2012 12:20

Race started at 12:20:51

Lap	Lap Tm	Diff	Time of Day
(91) Dave Blow			
1	1:08.158	+6.161	12:22:04.346
2	1:03.888	+1.891	12:23:08.234
3	1:03.977	+1.980	12:24:12.211
4	1:03.170	+1.173	12:25:15.381
5	1:02.791	+0.794	12:26:18.172
6	1:02.406	+0.409	12:27:20.578
7	1:01.997		12:28:22.575
8	1:02.354	+0.357	12:29:24.929
9	1:02.388	+0.391	12:30:27.317
10	1:02.154	+0.157	12:31:29.471
11	1:02.907	+0.910	12:32:32.378
12	1:03.123	+1.126	12:33:35.501

(89) Ian Robinson			
1	1:06.939	+3.609	12:22:03.511
2	1:04.381	+1.051	12:23:07.892
3	1:04.170	+0.840	12:24:12.062
4	1:04.655	+1.325	12:25:16.717
5	1:04.645	+1.315	12:26:21.362
6	1:04.976	+1.646	12:27:26.338
7	1:04.573	+1.243	12:28:30.911
8	1:05.099	+1.769	12:29:36.010
9	1:05.086	+1.756	12:30:41.096
10	1:03.330		12:31:44.426
11	1:04.086	+0.756	12:32:48.512
12	1:03.706	+0.376	12:33:52.218

(15) John Butcher			
1	1:07.355	+3.989	12:22:02.567
2	1:05.659	+2.293	12:23:08.226
3	1:05.911	+2.545	12:24:14.137
4	1:05.307	+1.941	12:25:19.444
5	1:05.177	+1.811	12:26:24.621
6	1:04.271	+0.905	12:27:28.892
7	1:03.817	+0.451	12:28:32.709
8	1:03.366		12:29:36.075
9	1:04.186	+0.820	12:30:40.261
10	1:03.932	+0.566	12:31:44.193
11	1:04.193	+0.827	12:32:48.386
12	1:03.842	+0.476	12:33:52.228

(92) Luke Mumford			
1	1:09.554	+6.415	12:22:05.894
2	1:04.323	+1.184	12:23:10.217
3	1:04.088	+0.949	12:24:14.305
4	1:06.141	+3.002	12:25:20.446
5	1:03.965	+0.826	12:26:24.411
6	1:04.322	+1.183	12:27:28.733
7	1:03.717	+0.578	12:28:32.450
8	1:05.174	+2.035	12:29:37.624
9	1:04.567	+1.428	12:30:42.191
10	1:04.828	+1.689	12:31:47.019
11	1:03.139		12:32:50.158
12	1:03.646	+0.507	12:33:53.804

(22) Adam Carter			
1	1:10.375	+7.062	12:22:06.152
2	1:05.690	+2.377	12:23:11.842
3	1:04.501	+1.188	12:24:16.343
4	1:05.438	+2.125	12:25:21.781

5	1:04.310	+0.997	12:26:26.091
6	1:03.651	+0.338	12:27:29.742
7	1:03.313		12:28:33.055
8	1:03.863	+0.550	12:29:36.918
9	1:04.427	+1.114	12:30:41.345
10	1:03.988	+0.675	12:31:45.333
11	1:04.046	+0.733	12:32:49.379
12	1:05.843	+2.530	12:33:55.222

(34) Sam Houlton			
1	1:06.487	+7.544	12:22:02.405
2	1:02.510	+3.567	12:23:04.915
3	1:03.082	+4.139	12:24:07.997
4	1:00.620	+1.677	12:25:08.617
5	1:00.805	+1.862	12:26:09.422
6	1:01.002	+2.059	12:27:10.424
7	1:00.328	+1.385	12:28:10.752
8	1:00.277	+1.334	12:29:11.029
9	59.516	+0.573	12:30:10.545
10	59.911	+0.968	12:31:10.456
11	58.943		12:32:09.399

(50) Nick Mallinson			
1	1:04.206	+4.314	12:21:58.702
2	1:01.368	+1.476	12:23:00.070
3	1:00.990	+1.098	12:24:01.060
4	1:01.322	+1.430	12:25:02.382
5	1:00.752	+0.860	12:26:03.134
6	1:00.399	+0.507	12:27:03.533
7	1:00.673	+0.781	12:28:04.206
8	1:00.360	+0.468	12:29:04.566
9	59.892		12:30:04.458
10	1:00.390	+0.498	12:31:04.848

(87) Adam Clarke			
1	1:06.917	+6.439	12:22:02.155
2	1:02.592	+2.114	12:23:04.747
3	1:03.557	+3.079	12:24:08.304
4	1:02.734	+2.256	12:25:11.038
5	1:02.085	+1.607	12:26:13.123
6	1:01.770	+1.292	12:27:14.893
7	1:01.058	+0.580	12:28:15.951
8	1:00.682	+0.204	12:29:16.633
9	1:01.153	+0.675	12:30:17.786
10	1:00.478		12:31:18.264

(13) Richard Blunt			
1	1:02.985	+2.481	12:21:58.261
2	1:01.392	+0.888	12:22:59.653
3	1:01.095	+0.591	12:24:00.748
4	1:01.259	+0.755	12:25:02.007
5	1:00.665	+0.161	12:26:02.672
6	1:00.504		12:27:03.176
7	1:00.667	+0.163	12:28:03.843

(42) Christopher Spink			
1	1:06.188	+3.681	12:22:00.810
2	1:03.838	+1.331	12:23:04.648
3	1:03.383	+0.876	12:24:08.031
4	1:02.614	+0.107	12:25:10.645
5	1:04.152	+1.645	12:26:14.797

Timekeeper:

Race Director

Weather / Track: Raining / Wet

Results @ www.sportstimingservices.com





Thundersport GB Rounds 1 and 2

Sorted on Laps

Bridgestone Thundersport 500

Brands Hatch 1.199 Miles

Race 13

04/03/2012 15:57

Race started at 15:57:57

Pos	No.	Name	Bike	CC	Laps	Total Tm	Diff	Gap	Best Tm	Best Speed	Avg. Speed	Start Pos
1	13	Richard Blunt	Honda	500	8	8:36.677			1:02.566	68.990	66.833	0
2	88	Lewis Meldrum	Honda	500	8	8:36.927	0.250	0.250	1:02.276	69.311	66.801	0
3	53	Rob Mawbey	Honda	500	8	8:37.210	0.533	0.283	1:02.667	68.878	66.764	0
4	27	James Pickford	Honda	500	8	8:37.282	0.605	0.072	1:02.393	69.181	66.755	0
5	32	Nick Clift	Honda	500	8	8:37.757	1.080	0.475	1:03.043	68.468	66.694	0
6	87	Adam Clarke	Honda	500	8	8:37.778	1.101	0.021	1:02.155	69.446	66.691	0
7	9	Tom Harrison	Honda	500	8	8:38.946	2.269	1.168	1:03.175	68.324	66.541	0
8	100	Neil Bainbridge	Honda	500	8	8:41.506	4.829	2.560	1:03.549	67.922	66.214	0
9	10	Sam Ludgate	Honda	500	8	8:41.676	4.999	0.170	1:03.206	68.291	66.193	0
10	72	Mike Bailey	Honda	500	8	8:50.157	13.480	8.481	1:04.769	66.643	65.134	0
11	89	Ian Robinson	Honda	500	8	8:57.798	21.121	7.641	1:05.411	65.989	64.208	0
12	57	Chris Poncia	Honda	500	8	8:59.015	22.338	1.217	1:05.316	66.085	64.064	0
13	92	Luke Mumford	Honda	500	8	8:59.033	22.356	0.018	1:04.796	66.615	64.061	0
14	22	Adam Carter	Honda	500	8	9:01.698	25.021	2.665	1:04.494	66.927	63.746	0
15	42	Christopher Spink	Honda	500	8	9:08.057	31.380	6.359	1:07.103	64.325	63.007	0
16	106	Joe Barton	Honda	500	8	9:14.435	37.758	6.378	1:07.134	64.295	62.282	0
17	91	Dave Blow	Honda	500	8	9:16.807	40.130	2.372	1:07.113	64.315	62.016	0
18	26	Matt Poncia	Honda	500	8	9:30.389	53.712	13.582	1:09.754	61.880	60.540	0
Not classified												
DNF	7	Jonathan Owens	Honda	500	2	2:22.247	DNF		1:07.386	64.055	60.689	0
DNF	15	John Butcher	Honda	500	1	1:13.893	DNF		1:10.105	61.571	58.414	0
DNF	101	Mike Lawson	Honda	500	1	1:14.231	DNF		1:09.981	61.680	58.148	0
DNF	64	Adam Palfreman	Honda	500		2.951	DNF		-	-	-	0

Margin of Victory	Avg. Speed	Best Lap Tm	Best Speed	Best Lap by
0.250	66.833	1:02.155	69.446	87 - Adam Clarke

Timekeeper:

Race Director

Weather / Track: Raining / Wet

Results @ www.sportstimingsservices.com





Thundersport GB Rounds 1 and 2

Lapchart

Bridgestone Thundersport 500

Brands Hatch 1.199 Miles

Race 13

04/03/2012 15:57

Race started at 15:57:57

Competitors

Laps

	0	1	2	3	4	5	6	7	8
Adam Palfreman (64)	1	64	32	32	32	32	32	13	13
Christopher Spink (42)	2	42	13	13	13	13	13	53	88
Nick Clift (32)	3	32	53	53	53	53	53	88	53
Lewis Meldrum (88)	4	88	100	10	10	10	10	32	27
Rob Mawbey (53)	5	53	87	100	88	88	88	27	32
Sam Ludgate (10)	6	10	88	88	9	9	9	9	87
Adam Clarke (87)	7	87	10	87	87	87	27	87	9
John Butcher (15)	8	15	9	9	100	27	27	87	10
Neil Bainbridge (100)	9	100	72	72	27	100	100	100	10
Richard Blunt (13)	10	13	42	27	72	72	72	72	72
Tom Harrison (9)	11	9	15	89	89	89	89	89	89
Mike Bailey (72)	12	72	89	7	57	57	57	57	57
Mike Lawson (101)	13	101	101	42	42	42	92	92	92
Adam Carter (22)	14	22	27	57	92	92	42	42	22
Jonathan Owens (7)	15	7	57	106	106	22	22	22	42
Chris Poncia (57)	16	57	7	92	22	106	106	106	106
Dave Blow (91)	17	91	91	91	91	91	91	91	91
Joe Barton (106)	18	106	106	22	26	26	26	26	26
Luke Mumford (92)	19	92	22	26					
James Pickford (27)	20	27	92						
Ian Robinson (89)	21	89	26						
Matt Poncia (26)	22	26							

Timekeeper:

Race Director

Weather / Track: Raining / Wet

Results @ www.sportstimingservices.com

Printed: 04/03/2012 16:09:31





Thundersport GB Rounds 1 and 2

Bridgestone Thundersport 500

Brands Hatch 1.199 Miles

Race 13

04/03/2012 15:57

Race started at 15:57:57

Lap	Lap Tm	Diff	Time of Day
(13) Richard Blunt			
1	1:06.167	+3.601	15:59:07.247
2	1:04.275	+1.709	16:00:11.522
3	1:04.095	+1.529	16:01:15.617
4	1:04.312	+1.746	16:02:19.929
5	1:04.054	+1.488	16:03:23.983
6	1:04.194	+1.628	16:04:28.177
7	1:03.144	+0.578	16:05:31.321
8	1:02.566		16:06:33.887

Lap	Lap Tm	Diff	Time of Day
(88) Lewis Meldrum			
1	1:08.053	+5.777	15:59:08.569
2	1:05.262	+2.986	16:00:13.831
3	1:04.624	+2.348	16:01:18.455
4	1:03.730	+1.454	16:02:22.185
5	1:03.065	+0.789	16:03:25.250
6	1:03.280	+1.004	16:04:28.530
7	1:03.331	+1.055	16:05:31.861
8	1:02.276		16:06:34.137

Lap	Lap Tm	Diff	Time of Day
(53) Rob Mawbey			
1	1:07.056	+4.389	15:59:07.879
2	1:05.206	+2.539	16:00:13.085
3	1:05.123	+2.456	16:01:18.208
4	1:03.507	+0.840	16:02:21.715
5	1:03.308	+0.641	16:03:25.023
6	1:03.218	+0.551	16:04:28.241
7	1:03.512	+0.845	16:05:31.753
8	1:02.667		16:06:34.420

Lap	Lap Tm	Diff	Time of Day
(27) James Pickford			
1	1:09.734	+7.341	15:59:11.776
2	1:04.935	+2.542	16:00:16.711
3	1:03.751	+1.358	16:01:20.462
4	1:02.967	+0.574	16:02:23.429
5	1:02.446	+0.053	16:03:25.875
6	1:03.016	+0.623	16:04:28.891
7	1:03.208	+0.815	16:05:32.099
8	1:02.393		16:06:34.492

Lap	Lap Tm	Diff	Time of Day
(32) Nick Clift			
1	1:05.209	+2.166	15:59:05.638
2	1:04.911	+1.868	16:00:10.549
3	1:04.621	+1.578	16:01:15.170
4	1:04.432	+1.389	16:02:19.602
5	1:03.924	+0.881	16:03:23.526
6	1:04.495	+1.452	16:04:28.021
7	1:03.903	+0.860	16:05:31.924
8	1:03.043		16:06:34.967

Lap	Lap Tm	Diff	Time of Day
(87) Adam Clarke			
1	1:07.523	+5.368	15:59:08.469
2	1:05.375	+3.220	16:00:13.844
3	1:04.794	+2.639	16:01:18.638
4	1:03.913	+1.758	16:02:22.551
5	1:03.134	+0.979	16:03:25.685
6	1:03.547	+1.392	16:04:29.232
7	1:03.601	+1.446	16:05:32.833
8	1:02.155		16:06:34.988

Lap	Lap Tm	Diff	Time of Day
(9) Tom Harrison			
1	1:07.708	+4.533	15:59:08.888
2	1:05.067	+1.892	16:00:13.955
3	1:04.605	+1.430	16:01:18.560
4	1:03.764	+0.589	16:02:22.324
5	1:03.195	+0.020	16:03:25.519
6	1:03.175		16:04:28.694
7	1:03.851	+0.676	16:05:32.545
8	1:03.611	+0.436	16:06:36.156

Lap	Lap Tm	Diff	Time of Day
(100) Neil Bainbridge			
1	1:07.402	+3.853	15:59:08.417
2	1:05.287	+1.738	16:00:13.704
3	1:06.182	+2.633	16:01:19.886
4	1:03.660	+0.111	16:02:23.546
5	1:03.840	+0.291	16:03:27.386
6	1:03.549		16:04:30.935
7	1:04.089	+0.540	16:05:35.024
8	1:03.692	+0.143	16:06:38.716

Lap	Lap Tm	Diff	Time of Day
(10) Sam Ludgate			
1	1:07.816	+4.610	15:59:08.701
2	1:04.408	+1.202	16:00:13.109
3	1:05.157	+1.951	16:01:18.266
4	1:03.686	+0.480	16:02:21.952
5	1:03.206		16:03:25.158
6	1:03.340	+0.134	16:04:28.498
7	1:06.308	+3.102	16:05:34.806
8	1:04.080	+0.874	16:06:38.886

Lap	Lap Tm	Diff	Time of Day
(72) Mike Bailey			
1	1:09.192	+4.423	15:59:10.561
2	1:05.665	+0.896	16:00:16.226
3	1:05.541	+0.772	16:01:21.767
4	1:04.769		16:02:26.536
5	1:04.939	+0.170	16:03:31.475
6	1:05.053	+0.284	16:04:36.528
7	1:05.444	+0.675	16:05:41.972
8	1:05.395	+0.626	16:06:47.367

Lap	Lap Tm	Diff	Time of Day
(89) Ian Robinson			
1	1:09.102	+3.691	15:59:11.158
2	1:07.270	+1.859	16:00:18.428
3	1:05.411		16:01:23.839
4	1:05.464	+0.053	16:02:29.303
5	1:06.153	+0.742	16:03:35.456
6	1:06.388	+0.977	16:04:41.844
7	1:06.420	+1.009	16:05:48.264
8	1:06.744	+1.333	16:06:55.008

Lap	Lap Tm	Diff	Time of Day
(57) Chris Poncia			
1	1:10.192	+4.876	15:59:12.062
2	1:07.857	+2.541	16:00:19.919
3	1:06.774	+1.458	16:01:26.693
4	1:06.094	+0.778	16:02:32.787
5	1:05.839	+0.523	16:03:38.626
6	1:06.502	+1.186	16:04:45.128
7	1:05.316		16:05:50.444
8	1:05.781	+0.465	16:06:56.225

Lap	Lap Tm	Diff	Time of Day
(92) Luke Mumford			

Lap	Lap Tm	Diff	Time of Day
1	1:12.228	+7.432	15:59:14.200
2	1:07.763	+2.967	16:00:21.963
3	1:07.435	+2.639	16:01:29.398
4	1:05.988	+1.192	16:02:35.386
5	1:05.155	+0.359	16:03:40.541
6	1:05.644	+0.848	16:04:46.185
7	1:04.796		16:05:50.981
8	1:05.262	+0.466	16:06:56.243

Lap	Lap Tm	Diff	Time of Day
(22) Adam Carter			
1	1:12.004	+7.510	15:59:13.585
2	1:09.345	+4.851	16:00:22.930
3	1:08.376	+3.882	16:01:31.306
4	1:06.184	+1.690	16:02:37.490
5	1:05.066	+0.572	16:03:42.566
6	1:07.042	+2.548	16:04:49.598
7	1:04.816	+0.322	16:05:54.414
8	1:04.494		16:06:58.908

Lap	Lap Tm	Diff	Time of Day
(42) Christopher Spink			
1	1:10.491	+3.388	15:59:10.753
2	1:08.728	+1.625	16:00:19.481
3	1:08.439	+1.336	16:01:27.920
4	1:07.397	+0.294	16:02:35.317
5	1:07.174	+0.071	16:03:42.491
6	1:07.103		16:04:49.594
7	1:07.595	+0.492	16:05:57.189
8	1:08.078	+0.975	16:07:05.267

Lap	Lap Tm	Diff	Time of Day
(106) Joe Barton			
1	1:11.492	+4.358	15:59:13.456
2	1:08.390	+1.256	16:00:21.846
3	1:08.591	+1.457	16:01:30.437
4	1:07.134		16:02:37.571
5	1:08.152	+1.018	16:03:45.723
6	1:08.406	+1.272	16:04:54.129
7	1:09.456	+2.322	16:06:03.585
8	1:08.060	+0.926	16:07:11.645

Lap	Lap Tm	Diff	Time of Day
(91) Dave Blow			
1	1:11.518	+4.405	15:59:13.445
2	1:09.140	+2.027	16:00:22.585
3	1:08.933	+1.820	16:01:31.518
4	1:08.910	+1.797	16:02:40.428
5	1:08.679	+1.566	16:03:49.107
6	1:09.401	+2.288	16:04:58.508
7	1:07.113		16:06:05.621
8	1:08.396	+1.283	16:07:14.017

Lap	Lap Tm	Diff	Time of Day
(26) Matt Poncia			
1	1:13.279	+3.525	15:59:16.068
2	1:10.688	+0.934	16:00:26.756
3	1:09.779	+0.025	16:01:36.535
4	1:10.199	+0.445	16:02:46.734
5	1:10.422	+0.668	16:03:57.156
6	1:10.325	+0.571	16:05:07.481
7	1:10.364	+0.610	16:06:17.845
8	1:09.754		16:07:27.599

Lap	Lap Tm	Diff	Time of Day
(7) Jonathan Owens			
1	1:10.317	+2.931	15:59:12.071

Timekeeper:

Race Director

Weather / Track: Raining / Wet

Results @ www.sportstimingservices.com

Printed: 04/03/2012 16:09:05





Thundersport GB Rounds 1 and 2

Bridgestone Thundersport 500

Brands Hatch 1.199 Miles

Race 13

04/03/2012 15:57

Race started at 15:57:57

Lap	Lap Tm	Diff	Time of Day
2	1:07.386		16:00:19.457
<hr/>			
(15) John Butcher			
1	1:10.105		15:59:11.103
<hr/>			
(101) Mike Lawson			
1	1:09.981		15:59:11.441

Lap	Lap Tm	Diff	Time of Day
-----	--------	------	-------------

Lap	Lap Tm	Diff	Time of Day
-----	--------	------	-------------

Timekeeper:

Race Director

Weather / Track: Raining / Wet

Results @ www.sportstimingservices.com

Printed: 04/03/2012 16:09:05





Thundersport GB Rounds 1 and 2

Sorted on Best Lap time

Doodson Motorsport Supertwins & F400

Brands Hatch 1.199 Miles

Qualifying

03/03/2012 09:21

Practice started at 9:21:01

Pos	No.	Name	Bike	CC	Best Tm	Best Speed	Gap	Diff	In Lap	2nd Best
1	11	David Allingham	Aprilia	450	57.562	74.987			14	57.941
2	88	Josh Daley	Kawasaki	400	57.843	74.623	0.281	0.281	7	57.874
3	16	Steve Tomes	Kawasaki	650	58.007	74.412	0.164	0.445	6	58.524
4	14	Will Hodgson	Aprilia	450	58.063	74.340	0.056	0.501	15	58.534
5	3	Michael Clifford	Aprilia	450	58.486	73.802	0.423	0.924	12	58.708
6	20	Tom Oliver	Aprilia	450	58.741	73.482	0.255	1.179	7	59.119
7	10	Curtis Rothwell	Suzuki	650 M	59.912	72.046	1.171	2.350	10	1:00.033
8	33	James Robinson	Suzuki	650 M	59.963	71.984	0.051	2.401	14	1:00.337
9	15	Ross Twyman	Aprilia	450	1:00.055	71.874	0.092	2.493	12	1:00.337
10	91	Dan Wright	Suzuki	650 M	1:00.342	71.532	0.287	2.780	12	1:00.649
11	82	Lewis Osler	Suzuki	650 M	1:00.422	71.438	0.080	2.860	11	1:00.535
12	100	Lewis Black	Suzuki	650 M	1:00.481	71.368	0.059	2.919	5	1:01.127
13	64	Adam Palfreman	Suzuki	650	1:00.574	71.258	0.093	3.012	8	1:01.069
14	30	Denzil Davies	Suzuki	650 M	1:01.322	70.389	0.748	3.760	3	1:01.630
15	28	Paul Wardell	Suzuki	650 M	1:01.756	69.894	0.434	4.194	5	1:02.277
16	50	Steven Jones	Honda	400	1:02.653	68.894	0.897	5.091	10	1:03.074
17	5	Leigh Hutchinson	Suzuki	650 M	1:03.014	68.499	0.361	5.452	10	1:03.287
18	42	Christopher Spink	Suzuki	650 M	1:03.117	68.387	0.103	5.555	9	1:03.529
19	9	Ben Crowe	Suzuki	650 M	1:03.743	67.716	0.626	6.181	13	1:03.898
20	32	Nick Bousted	Ducati	800	1:05.045	66.360	1.302	7.483	2	1:05.502
21	75	Ozzy Madey	Kawasaki	400	1:05.352	66.048	0.307	7.790	10	1:05.713
22	212	Russell Brown	Aprilia	450	1:05.465	65.934	0.113	7.903	13	1:06.329
23	22	Alex Baker	Aprilia	450	1:05.690	65.709	0.225	8.128	10	1:05.841
24	27	Peter Carr	Kawasaki	450	1:06.037	65.362	0.347	8.475	2	1:06.369
25	4	Richie Gelder	Kawasaki	650	1:06.410	64.996	0.372	8.848	6	1:07.596
26	74	Robyn Mapp	Suzuki	650 M	1:07.214	64.219	0.804	9.652	5	1:07.535
27	53	Tom Barrett	Suzuki	650 M	1:07.681	63.776	0.467	10.119	6	1:08.286
28	44	Alastair Fagan	Suzuki	650	1:08.095	63.388	0.414	10.533	10	1:08.156

Announcements

No Transponder - No. 27

Timekeeper:

Race Director

Weather / Track: Overcast / Damp Patches

Results @ www.sportstimingservices.com

Printed: 03/03/2012 09:38:29





Thundersport GB Rounds 1 and 2

Doodson Motorsport Supertwins & F400

Brands Hatch 1.199 Miles

Race 2 & 11 - Starting Grid Saturday

03/03/2012

Race



POLE POSITION

	1	2	3	4
1	11	88	16	14
2	3	20	10	33
3	15	91	82	100
4	64	30	28	50
5	5	42	9	32
6	75	212	22	27
7	4	74	53	44

Timekeeper:
 Race Director
 Weather / Track:
 Results @ www.sportstimeservices.com
 Printed: 03/03/2012 09:39:11





Thundersport GB Rounds 1 and 2

Sorted on Laps

Doodson Motorsport Supertwins & F400

Brands Hatch 1.199 Miles

Race 2

03/03/2012 12:01

Race started at 12:01:52

Pos	No.	Name	Bike	CC	Laps	Total Tm	Diff	Gap	Best Tm	Best Speed	Avg. Speed	Start Pos
1	11	David Allingham	Aprilia	450	12	11:40.319			57.286	75.348	73.962	1
2	64	Adam Palfreman	Suzuki	650	12	11:49.179	8.860	8.860	57.468	75.110	73.038	13
3	14	Will Hodgson	Aprilia	450	12	11:50.405	10.086	1.226	57.769	74.718	72.912	4
4	3	Michael Clifford	Aprilia	450	12	11:55.130	14.811	4.725	58.509	73.773	72.430	5
5	20	Tom Oliver	Aprilia	450	12	11:55.217	14.898	0.087	57.066	75.639	72.421	6
6	15	Ross Twyman	Aprilia	450	12	11:58.601	18.282	3.384	57.648	74.875	72.080	9
7	88	Josh Daley	Kawasaki	400	12	11:58.698	18.379	0.097	58.015	74.401	72.070	2
8	91	Dan Wright	Suzuki	650 M	12	12:01.286	20.967	2.588	58.418	73.888	71.812	10
9	82	Lewis Osler	Suzuki	650 M	12	12:09.352	29.033	8.066	59.168	72.952	71.017	11
10	9	Ben Crowe	Suzuki	650 M	12	12:13.269	32.950	3.917	59.660	72.350	70.638	19
11	33	James Robinson	Suzuki	650 M	12	12:14.792	34.473	1.523	58.915	73.265	70.492	8
12	28	Paul Wardell	Suzuki	650 M	12	12:20.055	39.736	5.263	1:00.353	71.519	69.990	15
13	5	Leigh Hutchinson	Suzuki	650 M	12	12:29.149	48.830	9.094	1:00.751	71.051	69.141	17
14	27	Peter Carr	Kawasaki	450	12	12:29.560	49.241	0.411	1:00.530	71.310	69.103	24
15	50	Steven Jones	Honda	400	12	12:34.354	54.035	4.794	1:00.572	71.261	68.664	16
16	44	Alastair Fagan	Suzuki	650	12	12:39.921	59.602	5.567	1:00.991	70.771	68.161	28
17	100	Lewis Black	Suzuki	650 M	12	13:01.431	1:21.112	21.510	1:00.036	71.897	66.284	12
18	4	Richie Gelder	Kawasaki	650	11	11:46.086	1 Lap	1 Lap	1:02.525	69.035	67.244	25
19	212	Russell Brown	Aprilia	450	11	11:50.353	1 Lap	4.267	1:01.068	70.682	66.840	22
20	32	Nick Boustead	Ducati	800	11	11:55.146	1 Lap	4.793	1:03.141	68.361	66.393	20
21	74	Robyn Mapp	Suzuki	650 M	11	12:00.154	1 Lap	5.008	1:02.147	69.455	65.931	26
22	53	Tom Barrett	Suzuki	650 M	11	12:00.199	1 Lap	0.045	1:02.557	68.999	65.927	27
23	42	Christopher Spink	Suzuki	650 M	11	12:04.546	1 Lap	4.347	1:03.923	67.525	65.531	18
24	75	Ozzy Madey	Kawasaki	400	11	12:11.996	1 Lap	7.450	1:03.763	67.694	64.864	21

110%

Not classified

DNF	10	Curtis Rothwell	Suzuki	650 M	8	8:03.418	DNF		58.405	73.905	71.431	7
DNF	16	Steve Tomes	Kawasaki	650		2.938	DNF			-	-	3

Announcements

*** 10 second jump start penalty - Nos 74 & 100 ***

Margin of Victory	Avg. Speed	Best Lap Tm	Best Speed	Best Lap by
8.860	73.962	57.066	75.639	20 - Tom Oliver

Timekeeper:

Race Director

Weather / Track: Overcast / Damp

Results @ www.sportstimingsservices.com





Thundersport GB Rounds 1 and 2

Lapchart

Doodson Motorsport Supertwins & F400

Brands Hatch 1.199 Miles

Race 2

03/03/2012 12:01

Race started at 12:01:52

Competitors

Laps

	0	1	2	3	4	5	6	7	8	9	10	11	12
David Allingham (11)	11	11	11	11	11	11	11	11	11	11	11	11	11
Will Hodgson (14)	14	14	14	14	14	14	14	14	64	64	64	64	64
Steve Tomes (16)	16	3	3	3	3	3	3	64	14	14	14	14	14
Michael Clifford (3)	3	88	91	91	64	64	64	3	3	3	3	3	3
Josh Daley (88)	88	91	88	88	88	15	15	15	15	88	88	20	20
Curtis Rothwell (10)	10	10	15	15	15	88	88	20	88	15	20	88	15
Lewis Osler (82)	82	82	10	64	91	91	91	88	20	20	15	15	88
Dan Wright (91)	91	15	64	20	20	20	20	91	91	91	91	91	91
Ross Twyman (15)	15	64	82	10	10	10	10	10	10	82	82	82	82
James Robinson (33)	33	28	20	82	82	82	82	82	82	9	9	9	9
Paul Wardell (28)	28	20	28	28	28	28	28	28	28	28	33	33	33
Adam Palfreman (64)	64	9	9	9	9	9	9	9	9	33	28	28	28
Lewis Black (100)	100	27	33	33	33	33	33	33	33	5	5	5	5
Ben Crowe (9)	9	33	27	27	27	5	5	5	5	27	27	27	27
Nick Bousted (32)	32	4	5	5	5	27	27	27	27	50	50	50	50
Christopher Spink (42)	42	42	4	50	50	50	50	50	50	100	100	100	44
Leigh Hutchinson (5)	5	50	50	4	4	44	100	100	100	44	44	44	100
Steven Jones (50)	50	5	42	44	44	4	44	44	44	4	4	4	4
Russell Brown (212)	212	32	32	42	42	100	4	4	4	74	74	74	74
Richie Gelder (4)	4	212	44	212	100	42	32	74	74	212	212	212	212
Tom Oliver (20)	20	100	212	32	32	32	74	32	32	32	32	32	32
Robyn Mapp (74)	74	44	100	100	212	212	42	212	212	42	53	53	53
Peter Carr (27)	27	74	74	74	74	74	212	42	42	53	42	42	42
Alastair Fagan (44)	44	53	53	53	53	53	53	53	53	75	75	75	75
Tom Barrett (53)	53	75	75	75	75	75	75	75	75				
Ozzy Madey (75)	75												


Timekeeper:

Race Director

Weather / Track: Overcast / Damp

Results @ www.sportstimingservices.com





Thundersport GB Rounds 1 and 2

Doodson Motorsport Supertwins & F400

Brands Hatch 1.199 Miles

Race 2

03/03/2012 12:01

Race started at 12:01:52

Lap	Lap Tm	Diff	Time of Day
(11) David Allingham			
1	1:01.006	+3.720	12:02:55.880
2	57.934	+0.648	12:03:53.814
3	57.870	+0.584	12:04:51.684
4	57.293	+0.007	12:05:48.977
5	57.286		12:06:46.263
6	57.421	+0.135	12:07:43.684
7	57.551	+0.265	12:08:41.235
8	57.535	+0.249	12:09:38.770
9	58.214	+0.928	12:10:36.984
10	59.531	+2.245	12:11:36.515
11	58.126	+0.840	12:12:34.641
12	57.879	+0.593	12:13:32.520

(64) Adam Palfreman			
1	1:03.749	+6.281	12:03:00.030
2	1:00.446	+2.978	12:04:00.476
3	59.208	+1.740	12:04:59.684
4	58.560	+1.092	12:05:58.244
5	57.837	+0.369	12:06:56.081
6	57.810	+0.342	12:07:53.891
7	57.926	+0.458	12:08:51.817
8	57.468		12:09:49.285
9	58.094	+0.626	12:10:47.379
10	57.748	+0.280	12:11:45.127
11	57.709	+0.241	12:12:42.836
12	58.544	+1.076	12:13:41.380

(14) Will Hodgson			
1	1:01.974	+4.205	12:02:57.100
2	59.348	+1.579	12:03:56.448
3	59.072	+1.303	12:04:55.520
4	58.928	+1.159	12:05:54.448
5	58.862	+1.093	12:06:53.310
6	58.789	+1.020	12:07:52.099
7	58.620	+0.851	12:08:50.719
8	58.692	+0.923	12:09:49.411
9	58.193	+0.424	12:10:47.604
10	59.042	+1.273	12:11:46.646
11	57.769		12:12:44.415
12	58.191	+0.422	12:13:42.606

(3) Michael Clifford			
1	1:02.859	+4.350	12:02:58.132
2	59.742	+1.233	12:03:57.874
3	58.975	+0.466	12:04:56.849
4	59.032	+0.523	12:05:55.881
5	58.975	+0.466	12:06:54.856
6	58.975	+0.466	12:07:53.831
7	58.956	+0.447	12:08:52.787
8	58.905	+0.396	12:09:51.692
9	58.509		12:10:50.201
10	59.359	+0.850	12:11:49.560
11	59.003	+0.494	12:12:48.563
12	58.768	+0.259	12:13:47.331

(20) Tom Oliver			
1	1:04.128	+7.062	12:03:01.403
2	59.742	+2.676	12:04:01.145
3	59.660	+2.594	12:05:00.805

4	58.786	+1.720	12:05:59.591
5	58.798	+1.732	12:06:58.389
6	59.127	+2.061	12:07:57.516
7	58.175	+1.109	12:08:55.691
8	58.821	+1.755	12:09:54.512
9	58.680	+1.614	12:10:53.192
10	59.930	+2.864	12:11:53.122
11	57.066		12:12:50.188
12	57.230	+0.164	12:13:47.418

(15) Ross Twyman			
1	1:03.873	+6.225	12:02:59.912
2	1:00.480	+2.832	12:04:00.392
3	59.250	+1.602	12:04:59.642
4	59.227	+1.579	12:05:58.869
5	58.468	+0.820	12:06:57.337
6	58.783	+1.135	12:07:56.120
7	59.113	+1.465	12:08:55.233
8	58.914	+1.266	12:09:54.147
9	58.958	+1.310	12:10:53.105
10	1:00.491	+2.843	12:11:53.596
11	57.648		12:12:51.244
12	59.558	+1.910	12:13:50.802

(88) Josh Daley			
1	1:03.642	+5.627	12:02:59.013
2	1:00.585	+2.570	12:03:59.598
3	59.818	+1.803	12:04:59.416
4	58.973	+0.958	12:05:58.389
5	59.646	+1.631	12:06:58.035
6	58.897	+0.882	12:07:56.932
7	58.857	+0.842	12:08:55.789
8	58.624	+0.609	12:09:54.413
9	58.015		12:10:52.428
10	1:00.572	+2.557	12:11:53.000
11	58.201	+0.186	12:12:51.201
12	59.698	+1.683	12:13:50.899

(91) Dan Wright			
1	1:03.176	+4.758	12:02:59.143
2	1:00.106	+1.688	12:03:59.249
3	1:00.029	+1.611	12:04:59.278
4	1:00.265	+1.847	12:05:59.543
5	58.744	+0.326	12:06:58.287
6	59.103	+0.685	12:07:57.390
7	58.699	+0.281	12:08:56.089
8	58.882	+0.464	12:09:54.971
9	58.836	+0.418	12:10:53.807
10	1:00.558	+2.140	12:11:54.365
11	58.418		12:12:52.783
12	1:00.704	+2.286	12:13:53.487

(82) Lewis Osler			
1	1:03.750	+4.582	12:02:59.655
2	1:01.198	+2.030	12:04:00.853
3	1:00.879	+1.711	12:05:01.732
4	59.525	+0.357	12:06:01.257
5	59.429	+0.261	12:07:00.686
6	59.168		12:07:59.854
7	59.521	+0.353	12:08:59.375
8	59.175	+0.007	12:09:58.550

9	1:00.666	+1.498	12:10:59.216
10	1:00.891	+1.723	12:12:00.107
11	1:00.442	+1.274	12:13:00.549
12	1:01.004	+1.836	12:14:01.553

(9) Ben Crowe			
1	1:06.042	+6.382	12:03:02.560
2	1:01.333	+1.673	12:04:03.893
3	1:00.640	+0.980	12:05:04.533
4	1:00.161	+0.501	12:06:04.694
5	1:00.296	+0.636	12:07:04.990
6	1:00.334	+0.674	12:08:05.324
7	1:00.056	+0.396	12:09:05.380
8	1:00.360	+0.700	12:10:05.740
9	1:00.378	+0.718	12:11:06.118
10	59.915	+0.255	12:12:06.033
11	59.777	+0.117	12:13:05.810
12	59.660		12:14:05.470

(33) James Robinson			
1	1:07.447	+8.532	12:03:03.521
2	1:02.381	+3.466	12:04:05.902
3	1:01.722	+2.807	12:05:07.624
4	1:00.608	+1.693	12:06:08.232
5	1:00.414	+1.499	12:07:08.646
6	1:00.513	+1.598	12:08:09.159
7	59.770	+0.855	12:09:08.929
8	59.895	+0.980	12:10:08.824
9	1:00.072	+1.157	12:11:08.896
10	59.950	+1.035	12:12:08.846
11	59.232	+0.317	12:13:08.078
12	58.915		12:14:06.993

(28) Paul Wardell			
1	1:04.642	+4.289	12:03:00.835
2	1:00.845	+0.492	12:04:01.680
3	1:00.856	+0.503	12:05:02.536
4	1:00.564	+0.211	12:06:03.100
5	1:00.353		12:07:03.453
6	1:01.061	+0.708	12:08:04.514
7	1:00.462	+0.109	12:09:04.976
8	1:00.625	+0.272	12:10:05.601
9	1:02.722	+2.369	12:11:08.323
10	1:01.018	+0.665	12:12:09.341
11	1:00.969	+0.616	12:13:10.310
12	1:01.946	+1.593	12:14:12.256

(5) Leigh Hutchinson			
1	1:08.389	+7.638	12:03:05.256
2	1:02.423	+1.672	12:04:07.679
3	1:02.539	+1.788	12:05:10.218
4	1:01.023	+0.272	12:06:11.241
5	1:01.808	+1.057	12:07:13.049
6	1:01.305	+0.554	12:08:14.354
7	1:01.290	+0.539	12:09:15.644
8	1:02.019	+1.268	12:10:17.663
9	1:01.209	+0.458	12:11:18.872
10	1:00.751		12:12:19.623
11	1:00.790	+0.039	12:13:20.413
12	1:00.937	+0.186	12:14:21.350

Timekeeper:


Race Director

Weather / Track: Overcast / Damp

Results @ www.sportstimingservices.com

Printed: 03/03/2012 12:22:23





Thundersport GB Rounds 1 and 2

Doodson Motorsport Supertwins & F400

Brands Hatch 1.199 Miles

Race 2

03/03/2012 12:01

Race started at 12:01:52

Lap	Lap Tm	Diff	Time of Day
(27) Peter Carr			
1	1:06.140	+5.610	12:03:03.493
2	1:03.078	+2.548	12:04:06.571
3	1:02.611	+2.081	12:05:09.182
4	1:01.690	+1.160	12:06:10.872
5	1:02.685	+2.155	12:07:13.557
6	1:01.393	+0.863	12:08:14.950
7	1:01.166	+0.636	12:09:16.116
8	1:01.994	+1.464	12:10:18.110
9	1:01.495	+0.965	12:11:19.605
10	1:00.871	+0.341	12:12:20.476
11	1:00.530		12:13:21.006
12	1:00.755	+0.225	12:14:21.761

(50) Steven Jones			
1	1:07.755	+7.183	12:03:04.629
2	1:04.417	+3.845	12:04:09.046
3	1:03.425	+2.853	12:05:12.471
4	1:02.325	+1.753	12:06:14.796
5	1:01.893	+1.321	12:07:16.689
6	1:02.151	+1.579	12:08:18.840
7	1:01.528	+0.956	12:09:20.368
8	1:01.462	+0.890	12:10:21.830
9	1:01.850	+1.278	12:11:23.680
10	1:01.312	+0.740	12:12:24.992
11	1:00.991	+0.419	12:13:25.983
12	1:00.572		12:14:26.555

(44) Alastair Fagan			
1	1:09.735	+8.744	12:03:07.180
2	1:04.496	+3.505	12:04:11.676
3	1:02.977	+1.986	12:05:14.653
4	1:02.630	+1.639	12:06:17.283
5	1:03.374	+2.383	12:07:20.657
6	1:02.142	+1.151	12:08:22.799
7	1:02.170	+1.179	12:09:24.969
8	1:01.668	+0.677	12:10:26.637
9	1:01.623	+0.632	12:11:28.260
10	1:01.049	+0.058	12:12:29.309
11	1:00.991		12:13:30.300
12	1:01.822	+0.831	12:14:32.122

(100) Lewis Black			
1	1:10.327	+10.291	12:03:06.712
2	1:05.298	+5.262	12:04:12.010
3	1:04.737	+4.701	12:05:16.747
4	1:03.389	+3.353	12:06:20.136
5	1:01.564	+1.528	12:07:21.700
6	1:00.901	+0.865	12:08:22.601
7	1:00.893	+0.857	12:09:23.494
8	1:00.627	+0.591	12:10:24.121
9	1:01.204	+1.168	12:11:25.325
10	1:00.036		12:12:25.361
11	1:01.015	+0.979	12:13:26.376
12	1:17.256	+17.220	12:14:43.632

(4) Richie Gelder			
1	1:06.774	+4.249	12:03:03.817
2	1:05.150	+2.625	12:04:08.967
3	1:04.340	+1.815	12:05:13.307
4	1:03.143	+0.618	12:06:16.450

5	1:04.237	+1.712	12:07:20.687
6	1:03.321	+0.796	12:08:24.008
7	1:02.831	+0.306	12:09:26.839
8	1:02.770	+0.245	12:10:29.609
9	1:03.072	+0.547	12:11:32.681
10	1:02.525		12:12:35.206
11	1:03.081	+0.556	12:13:38.287

(212) Russell Brown			
1	1:08.965	+7.897	12:03:05.953
2	1:05.885	+4.817	12:04:11.838
3	1:04.394	+3.326	12:05:16.232
4	1:04.617	+3.549	12:06:20.849
5	1:04.399	+3.331	12:07:25.248
6	1:04.461	+3.393	12:08:29.709
7	1:02.263	+1.195	12:09:31.972
8	1:03.566	+2.498	12:10:35.538
9	1:02.996	+1.928	12:11:38.534
10	1:01.068		12:12:39.602
11	1:02.952	+1.884	12:13:42.554

(32) Nick Boustead			
1	1:09.259	+6.118	12:03:05.854
2	1:05.777	+2.636	12:04:11.631
3	1:04.844	+1.703	12:05:16.475
4	1:04.093	+0.952	12:06:20.568
5	1:04.510	+1.369	12:07:25.078
6	1:03.460	+0.319	12:08:28.538
7	1:03.141		12:09:31.679
8	1:03.740	+0.599	12:10:35.419
9	1:03.590	+0.449	12:11:39.009
10	1:03.778	+0.637	12:12:42.787
11	1:04.560	+1.419	12:13:47.347

(74) Robyn Mapp			
1	1:10.276	+8.129	12:03:07.584
2	1:05.263	+3.116	12:04:12.847
3	1:04.966	+2.819	12:05:17.813
4	1:03.915	+1.768	12:06:21.728
5	1:03.770	+1.623	12:07:25.498
6	1:03.539	+1.392	12:08:29.037
7	1:02.150	+0.003	12:09:31.187
8	1:02.147		12:10:33.334
9	1:03.252	+1.105	12:11:36.586
10	1:02.550	+0.403	12:12:39.136
11	1:03.219	+1.072	12:13:42.355

(53) Tom Barrett			
1	1:11.440	+8.883	12:03:09.171
2	1:06.823	+4.266	12:04:15.994
3	1:05.841	+3.284	12:05:21.835
4	1:04.665	+2.108	12:06:26.500
5	1:03.958	+1.401	12:07:30.458
6	1:04.096	+1.539	12:08:34.554
7	1:03.368	+0.811	12:09:37.922
8	1:02.557		12:10:40.479
9	1:04.746	+2.189	12:11:45.225
10	1:04.234	+1.677	12:12:49.459
11	1:02.941	+0.384	12:13:52.400

(42) Christopher Spink

1	1:07.154	+3.231	12:03:03.824
2	1:06.729	+2.806	12:04:10.553
3	1:05.288	+1.365	12:05:15.841
4	1:03.923		12:06:19.764
5	1:05.294	+1.371	12:07:25.058
6	1:04.632	+0.709	12:08:29.690
7	1:04.962	+1.039	12:09:34.652
8	1:05.316	+1.393	12:10:39.968
9	1:04.611	+0.688	12:11:44.579
10	1:05.842	+1.919	12:12:50.421
11	1:06.326	+2.403	12:13:56.747

(75) Ozzy Madye			
1	1:13.255	+9.492	12:03:11.521
2	1:08.426	+4.663	12:04:19.947
3	1:06.915	+3.152	12:05:26.862
4	1:05.274	+1.511	12:06:32.136
5	1:04.322	+0.559	12:07:36.458
6	1:04.827	+1.064	12:08:41.285
7	1:04.504	+0.741	12:09:45.789
8	1:04.842	+1.079	12:10:50.631
9	1:05.776	+2.013	12:11:56.407
10	1:03.763		12:13:00.170
11	1:04.027	+0.264	12:14:04.197

(10) Curtis Rothwell			
1	1:03.914	+5.509	12:02:59.549
2	1:00.850	+2.445	12:04:00.399
3	1:01.086	+2.681	12:05:01.485
4	59.676	+1.271	12:06:01.161
5	58.806	+0.401	12:06:59.967
6	58.677	+0.272	12:07:58.644
7	58.570	+0.165	12:08:57.214
8	58.405		12:09:55.619

Timekeeper:

Race Director

Weather / Track: Overcast / Damp

Results @ www.sportstimingservices.com

Printed: 03/03/2012 12:22:23





Thundersport GB Rounds 1 and 2

Sorted on Laps

Doodson Motorsport Supertwins & F400

Brands Hatch 1.199 Miles

Race 11

03/03/2012 15:27

Race started at 15:27:22

Pos	No.	Name	Bike	CC	Laps	Total Tm	Diff	Gap	Best Tm	Best Speed	Avg. Speed	Start Pos
1	16	Steve Tomes	Kawasaki	650	12	10:40.103			52.369	82.423	80.919	0
2	88	Josh Daley	Kawasaki	400	12	10:52.390	12.287	12.287	52.935	81.542	79.395	0
3	11	David Allingham	Aprilia	450	12	10:54.281	14.178	1.891	53.411	80.815	79.166	0
4	14	Will Hodgson	Aprilia	450	12	10:54.991	14.888	0.710	53.258	81.047	79.080	0
5	91	Dan Wright	Suzuki	650 M	12	10:55.258	15.155	0.267	53.082	81.316	79.048	0
6	10	Curtis Rothwell	Suzuki	650 M	12	10:55.539	15.436	0.281	53.295	80.991	79.014	0
7	20	Tom Oliver	Aprilia	450	12	10:59.111	19.008	3.572	53.532	80.632	78.586	0
8	3	Michael Clifford	Aprilia	450	12	11:02.768	22.665	3.657	53.653	80.450	78.152	0
9	64	Adam Palfreman	Suzuki	650	12	11:04.315	24.212	1.547	54.073	79.825	77.970	0
10	15	Ross Twyman	Aprilia	450	12	11:12.884	32.781	8.569	54.745	78.846	76.977	0
11	30	Denzil Davies	Suzuki	650 M	12	11:13.062	32.959	0.178	54.730	78.867	76.957	0
12	82	Lewis Osler	Suzuki	650 M	12	11:18.750	38.647	5.688	55.407	77.904	76.312	0
13	4	Richie Gelder	Kawasaki	650	12	11:23.903	43.800	5.153	55.255	78.118	75.737	0
14	28	Paul Wardell	Suzuki	650 M	12	11:30.137	50.034	6.234	55.781	77.381	75.053	0
15	33	James Robinson	Suzuki	650 M	12	11:31.413	51.310	1.276	55.548	77.706	74.914	0
16	100	Lewis Black	Suzuki	650 M	12	11:32.762	52.659	1.349	56.149	76.874	74.768	0
17	50	Steven Jones	Honda	400	12	11:34.801	54.698	2.039	55.769	77.398	74.549	0
18	44	Alastair Fagan	Suzuki	650	12	11:34.963	54.860	0.162	55.574	77.669	74.532	0
19	5	Leigh Hutchinson	Suzuki	650 M	11	10:41.125	1 Lap	1 Lap	56.379	76.560	74.058	0
20	42	Christopher Spink	Suzuki	650 M	11	10:41.791	1 Lap	0.666	57.103	75.590	73.981	0
S	21	Ben Crowe	Suzuki	650 M	11	10:52.475	1 Lap	10.684	57.744	74.751	72.770	0
22	22	Alex Baker	Aprilia	450	11	10:53.672	1 Lap	1.197	57.810	74.665	72.636	0
F4	23	Peter Carr	Kawasaki	450	11	10:53.999	1 Lap	0.327	57.809	74.667	72.600	0
24	75	Ozzy Madey	Kawasaki	400	11	10:55.191	1 Lap	1.192	56.464	76.445	72.468	0
25	212	Russell Brown	Aprilia	450	11	11:05.124	1 Lap	9.933	58.565	73.703	71.386	0
M	26	Tom Barrett	Suzuki	650 M	11	11:06.047	1 Lap	0.923	58.271	74.075	71.287	0
27	74	Robyn Mapp	Suzuki	650 M	11	11:20.114	1 Lap	14.067	1:00.321	71.557	69.812	0
28	32	Nick Bousted	Ducati	800	11	11:23.026	1 Lap	2.912	1:00.492	71.355	69.515	0

Margin of Victory	Avg. Speed	Best Lap Tm	Best Speed	Best Lap by
12.287	80.919	52.369	82.423	16 - Steve Tomes

Timekeeper:

Race Director

Weather / Track: Bright / Dry

Results @ www.sportstiming.com





Thundersport GB Rounds 1 and 2

Lapchart

Doodson Motorsport Supertwins & F400

Brands Hatch 1.199 Miles

Race 11

03/03/2012 15:27

Race started at 15:27:22

Competitors

Laps

	0	1	2	3	4	5	6	7	8	9	10	11	12
David Allingham (11)	1	11	16	16	16	16	16	16	16	16	16	16	16
Will Hodgson (14)	2	14	11	11	11	11	11	88	88	88	88	88	88
Steve Tomes (16)	3	16	14	14	14	88	88	88	11	11	11	11	11
Josh Daley (88)	4	88	10	91	91	91	91	10	91	91	91	91	14
Michael Clifford (3)	5	3	88	10	10	14	14	14	91	10	10	10	91
Tom Oliver (20)	6	20	91	88	88	10	10	10	14	14	14	14	10
Curtis Rothwell (10)	7	10	20	20	20	20	20	20	20	20	20	20	20
Ross Twyman (15)	8	15	3	64	64	64	64	64	64	64	64	64	3
Lewis Osler (82)	9	82	64	3	3	3	3	3	3	3	3	3	64
Dan Wright (91)	10	91	15	15	15	15	30	30	30	30	15	15	15
James Robinson (33)	11	33	42	82	30	30	15	15	15	15	30	30	30
Adam Palfreman (64)	12	64	82	30	82	82	82	82	82	82	82	82	82
Lewis Black (100)	13	100	33	42	28	28	28	28	28	28	4	4	4
Denzil Davies (30)	14	30	30	33	33	33	42	4	4	4	28	28	28
Paul Wardell (28)	15	28	28	28	42	42	4	42	100	100	100	33	33
Ben Crowe (9)	16	9	100	100	100	4	100	100	33	33	33	100	100
Christopher Spink (42)	17	42	9	4	4	100	33	33	42	42	42	42	50
Nick Bousted (32)	18	32	4	9	9	5	5	5	5	50	50	50	44
Steven Jones (50)	19	50	5	5	5	9	50	50	50	44	44	44	5
Leigh Hutchinson (5)	20	5	50	50	50	50	9	44	44	5	5	5	42
Alex Baker (22)	21	22	44	44	44	44	44	9	9	9	9	9	9
Richie Gelder (4)	22	4	32	27	22	22	22	22	22	22	22	22	22
Russell Brown (212)	23	212	27	32	27	27	27	27	27	27	27	27	27
Alastair Fagan (44)	24	44	22	22	32	32	212	212	75	75	75	75	75
Peter Carr (27)	25	27	212	212	212	212	75	75	212	212	212	212	212
Robyn Mapp (74)	26	74	74	53	53	75	32	53	53	53	53	53	53
Tom Barrett (53)	27	53	53	75	75	53	53	32	32	32	32	74	74
Ozzy Madey (75)	28	75	75	74	74	74	74	74	74	74	32	32	32

Timekeeper:

Race Director

Weather / Track: Bright / Dry

Results @ www.sportstimeservices.com

Printed: 03/03/2012 15:52:34





Thundersport GB Rounds 1 and 2

Doodson Motorsport Supertwins & F400

Brands Hatch 1.199 Miles

Race 11

03/03/2012 15:27

Race started at 15:27:22

Lap	Lap Tm	Diff	Time of Day
(16) Steve Tomes			
1	56.530	+4.161	15:28:21.691
2	53.220	+0.851	15:29:14.911
3	53.051	+0.682	15:30:07.962
4	52.864	+0.495	15:31:00.826
5	52.822	+0.453	15:31:53.648
6	52.490	+0.121	15:32:46.138
7	52.381	+0.012	15:33:38.519
8	53.381	+1.012	15:34:31.900
9	52.800	+0.431	15:35:24.700
10	52.735	+0.366	15:36:17.435
11	52.369		15:37:09.804
12	52.617	+0.248	15:38:02.421

Lap	Lap Tm	Diff	Time of Day
(88) Josh Daley			
1	58.339	+5.404	15:28:23.641
2	54.830	+1.895	15:29:18.471
3	54.665	+1.730	15:30:13.136
4	53.666	+0.731	15:31:06.802
5	52.992	+0.057	15:31:59.794
6	53.575	+0.640	15:32:53.369
7	53.191	+0.256	15:33:46.560
8	52.935		15:34:39.495
9	54.438	+1.503	15:35:33.933
10	54.052	+1.117	15:36:27.985
11	53.136	+0.201	15:37:21.121
12	53.587	+0.652	15:38:14.708

Lap	Lap Tm	Diff	Time of Day
(11) David Allingham			
1	57.352	+3.941	15:28:22.156
2	54.869	+1.458	15:29:17.025
3	54.684	+1.273	15:30:11.709
4	53.940	+0.529	15:31:05.649
5	53.888	+0.477	15:31:59.537
6	53.829	+0.418	15:32:53.366
7	53.909	+0.498	15:33:47.275
8	53.411		15:34:40.686
9	55.080	+1.669	15:35:35.766
10	53.890	+0.479	15:36:29.656
11	53.482	+0.071	15:37:23.138
12	53.461	+0.050	15:38:16.599

Lap	Lap Tm	Diff	Time of Day
(14) Will Hodgson			
1	58.227	+4.969	15:28:23.377
2	54.899	+1.641	15:29:18.276
3	54.561	+1.303	15:30:12.837
4	54.803	+1.545	15:31:07.640
5	53.712	+0.454	15:32:01.352
6	54.146	+0.888	15:32:55.498
7	54.064	+0.806	15:33:49.562
8	53.335	+0.077	15:34:42.897
9	53.813	+0.555	15:35:36.710
10	53.941	+0.683	15:36:30.651
11	53.400	+0.142	15:37:24.051
12	53.258		15:38:17.309

Lap	Lap Tm	Diff	Time of Day
(91) Dan Wright			
1	57.734	+4.652	15:28:23.713
2	54.692	+1.610	15:29:18.405
3	54.542	+1.460	15:30:12.947

Lap	Lap Tm	Diff	Time of Day
4	54.196	+1.114	15:31:07.143
5	53.886	+0.804	15:32:01.029
6	53.790	+0.708	15:32:54.819
7	54.411	+1.329	15:33:49.230
8	53.116	+0.034	15:34:42.346
9	53.868	+0.786	15:35:36.214
10	53.950	+0.868	15:36:30.164
11	53.082		15:37:23.246
12	54.330	+1.248	15:38:17.576

Lap	Lap Tm	Diff	Time of Day
(10) Curtis Rothwell			
1	58.070	+4.775	15:28:23.542
2	54.873	+1.578	15:29:18.415
3	54.647	+1.352	15:30:13.062
4	54.694	+1.399	15:31:07.756
5	53.734	+0.439	15:32:01.490
6	54.101	+0.806	15:32:55.591
7	53.295		15:33:48.886
8	53.725	+0.430	15:34:42.611
9	53.762	+0.467	15:35:36.373
10	54.112	+0.817	15:36:30.485
11	53.356	+0.061	15:37:23.841
12	54.016	+0.721	15:38:17.857

Lap	Lap Tm	Diff	Time of Day
(20) Tom Oliver			
1	58.402	+4.870	15:28:23.855
2	55.166	+1.634	15:29:19.021
3	54.789	+1.257	15:30:13.810
4	54.126	+0.594	15:31:07.936
5	54.111	+0.579	15:32:02.047
6	54.084	+0.552	15:32:56.131
7	53.783	+0.251	15:33:49.914
8	53.532		15:34:43.446
9	54.387	+0.855	15:35:37.833
10	54.061	+0.529	15:36:31.894
11	55.360	+1.828	15:37:27.254
12	54.175	+0.643	15:38:21.429

Lap	Lap Tm	Diff	Time of Day
(3) Michael Clifford			
1	58.690	+5.037	15:28:24.128
2	56.296	+2.643	15:29:20.424
3	55.177	+1.524	15:30:15.601
4	54.717	+1.064	15:31:10.318
5	54.555	+0.902	15:32:04.873
6	54.141	+0.488	15:32:59.014
7	54.182	+0.529	15:33:53.196
8	53.653		15:34:46.849
9	53.873	+0.220	15:35:40.722
10	55.242	+1.589	15:36:35.964
11	54.513	+0.860	15:37:30.477
12	54.609	+0.956	15:38:25.086

Lap	Lap Tm	Diff	Time of Day
(64) Adam Palfreman			
1	58.613	+4.540	15:28:24.810
2	55.469	+1.396	15:29:20.279
3	54.694	+0.621	15:30:14.973
4	54.446	+0.373	15:31:09.419
5	54.520	+0.447	15:32:03.939
6	54.243	+0.170	15:32:58.182
7	54.190	+0.117	15:33:52.372
8	54.177	+0.104	15:34:46.549

Lap	Lap Tm	Diff	Time of Day
9	54.073		15:35:40.622
10	55.271	+1.198	15:36:35.893
11	54.524	+0.451	15:37:30.417
12	56.216	+2.143	15:38:26.633

Lap	Lap Tm	Diff	Time of Day
(15) Ross Twyman			
1	59.055	+4.310	15:28:24.890
2	56.471	+1.726	15:29:21.361
3	56.380	+1.635	15:30:17.741
4	56.297	+1.552	15:31:14.038
5	55.824	+1.079	15:32:09.862
6	55.006	+0.261	15:33:04.868
7	55.064	+0.319	15:33:59.932
8	54.802	+0.057	15:34:54.734
9	54.745		15:35:49.479
10	55.190	+0.445	15:36:44.669
11	55.442	+0.697	15:37:40.111
12	55.091	+0.346	15:38:35.202

Lap	Lap Tm	Diff	Time of Day
(30) Denzil Davies			
1	1:00.575	+5.845	15:28:26.901
2	56.170	+1.440	15:29:23.071
3	55.561	+0.831	15:30:18.632
4	55.711	+0.981	15:31:14.343
5	54.831	+0.101	15:32:09.174
6	55.327	+0.597	15:33:04.501
7	55.267	+0.537	15:33:59.768
8	54.730		15:34:54.498
9	55.471	+0.741	15:35:49.969
10	55.152	+0.422	15:36:45.121
11	55.522	+0.792	15:37:40.643
12	54.737	+0.007	15:38:35.380

Lap	Lap Tm	Diff	Time of Day
(82) Lewis Osler			
1	1:00.066	+4.659	15:28:26.040
2	56.774	+1.367	15:29:22.814
3	56.157	+0.750	15:30:18.971
4	56.219	+0.812	15:31:15.190
5	55.407		15:32:10.597
6	55.779	+0.372	15:33:06.376
7	55.558	+0.151	15:34:01.934
8	55.561	+0.154	15:34:57.495
9	56.142	+0.735	15:35:53.637
10	55.816	+0.409	15:36:49.453
11	55.593	+0.186	15:37:45.046
12	56.022	+0.615	15:38:41.068

Lap	Lap Tm	Diff	Time of Day
(4) Richie Gelder			
1	1:01.473	+6.218	15:28:28.663
2	58.186	+2.931	15:29:26.849
3	57.190	+1.935	15:30:24.039
4	56.595	+1.340	15:31:20.634
5	56.172	+0.917	15:32:16.806
6	55.614	+0.359	15:33:12.420
7	55.425	+0.170	15:34:07.845
8	55.603	+0.348	15:35:03.448
9	55.985	+0.730	15:35:59.433
10	55.255		15:36:54.688
11	55.442	+0.187	15:37:50.130
12	56.091	+0.836	15:38:46.221

Timekeeper:

Race Director

Weather / Track: Bright / Dry

Results @ www.sportstimingservices.com

Printed: 03/03/2012 15:52:07





Thundersport GB Rounds 1 and 2

Doodson Motorsport Supertwins & F400

Brands Hatch 1.199 Miles

Race 11

03/03/2012 15:27

Race started at 15:27:22

Lap	Lap Tm	Diff	Time of Day
<u>(28) Paul Wardell</u>			
1	1:00.722	+4.941	15:28:27.182
2	56.697	+0.916	15:29:23.879
3	55.839	+0.058	15:30:19.718
4	55.781		15:31:15.499
5	55.930	+0.149	15:32:11.429
6	55.904	+0.123	15:33:07.333
7	56.506	+0.725	15:34:03.839
8	57.904	+2.123	15:35:01.743
9	57.858	+2.077	15:35:59.601
10	57.705	+1.924	15:36:57.306
11	57.528	+1.747	15:37:54.834
12	57.621	+1.840	15:38:52.455

<u>(33) James Robinson</u>			
1	1:00.651	+5.103	15:28:26.654
2	56.910	+1.362	15:29:23.564
3	57.252	+1.704	15:30:20.816
4	55.548		15:31:16.364
5	1:02.645	+7.097	15:32:19.009
6	56.722	+1.174	15:33:15.731
7	56.625	+1.077	15:34:12.356
8	56.722	+1.174	15:35:09.078
9	56.289	+0.741	15:36:05.367
10	56.481	+0.933	15:37:01.848
11	55.941	+0.393	15:37:57.789
12	55.942	+0.394	15:38:53.731

<u>(100) Lewis Black</u>			
1	1:01.498	+5.349	15:28:27.801
2	58.401	+2.252	15:29:26.202
3	57.771	+1.622	15:30:23.973
4	57.585	+1.436	15:31:21.558
5	57.107	+0.958	15:32:18.665
6	56.688	+0.539	15:33:15.353
7	56.677	+0.528	15:34:12.030
8	56.615	+0.466	15:35:08.645
9	56.438	+0.289	15:36:05.083
10	57.228	+1.079	15:37:02.311
11	56.620	+0.471	15:37:58.931
12	56.149		15:38:55.080

<u>(50) Steven Jones</u>			
1	1:03.742	+7.973	15:28:30.426
2	58.611	+2.842	15:29:29.037
3	57.930	+2.161	15:30:26.967
4	58.566	+2.797	15:31:25.533
5	56.895	+1.126	15:32:22.428
6	56.869	+1.100	15:33:19.297
7	56.845	+1.076	15:34:16.142
8	56.352	+0.583	15:35:12.494
9	55.905	+0.136	15:36:08.399
10	57.059	+1.290	15:37:05.458
11	55.769		15:38:01.227
12	55.892	+0.123	15:38:57.119

<u>(44) Alastair Fagan</u>			
1	1:03.748	+8.174	15:28:31.091
2	58.467	+2.893	15:29:29.558
3	57.463	+1.889	15:30:27.021
4	58.746	+3.172	15:31:25.767

5	58.269	+2.695	15:32:24.036
6	56.405	+0.831	15:33:20.441
7	55.919	+0.345	15:34:16.360
8	56.542	+0.968	15:35:12.902
9	55.704	+0.130	15:36:08.606
10	56.900	+1.326	15:37:05.506
11	56.201	+0.627	15:38:01.707
12	55.574		15:38:57.281

<u>(5) Leigh Hutchinson</u>			
1	1:01.982	+5.603	15:28:28.746
2	59.620	+3.241	15:29:28.366
3	58.288	+1.909	15:30:26.654
4	57.537	+1.158	15:31:24.191
5	57.201	+0.822	15:32:21.392
6	57.499	+1.120	15:33:18.891
7	57.092	+0.713	15:34:15.983
8	57.394	+1.015	15:35:13.377
9	57.026	+0.647	15:36:10.403
10	56.661	+0.282	15:37:07.064
11	56.379		15:38:03.443

<u>(42) Christopher Spink</u>			
1	59.407	+2.304	15:28:25.956
2	57.379	+0.276	15:29:23.335
3	57.631	+0.528	15:30:20.966
4	57.796	+0.693	15:31:18.762
5	58.027	+0.924	15:32:16.789
6	58.294	+1.191	15:33:15.083
7	58.515	+1.412	15:34:13.598
8	57.103		15:35:10.701
9	57.343	+0.240	15:36:08.044
10	57.329	+0.226	15:37:05.373
11	58.736	+1.633	15:38:04.109

<u>(9) Ben Crowe</u>			
1	1:02.148	+4.404	15:28:28.615
2	59.672	+1.928	15:29:28.287
3	58.329	+0.585	15:30:26.616
4	58.775	+1.031	15:31:25.391
5	58.579	+0.835	15:32:23.970
6	57.953	+0.209	15:33:21.923
7	58.083	+0.339	15:34:20.006
8	58.016	+0.272	15:35:18.022
9	57.744		15:36:15.766
10	1:00.949	+3.205	15:37:16.715
11	58.078	+0.334	15:38:14.793

<u>(22) Alex Baker</u>			
1	1:04.566	+6.756	15:28:31.507
2	1:00.854	+3.044	15:29:32.361
3	59.005	+1.195	15:30:31.366
4	58.424	+0.614	15:31:29.790
5	58.072	+0.262	15:32:27.862
6	57.810		15:33:25.672
7	58.376	+0.566	15:34:24.048
8	57.869	+0.059	15:35:21.917
9	57.951	+0.141	15:36:19.868
10	57.963	+0.153	15:37:17.831
11	58.159	+0.349	15:38:15.990

<u>(27) Peter Carr</u>			
1	1:03.931	+6.122	15:28:31.441
2	1:00.775	+2.966	15:29:32.216
3	59.584	+1.775	15:30:31.800
4	58.301	+0.492	15:31:30.101
5	58.222	+0.413	15:32:28.323
6	57.953	+0.144	15:33:26.276
7	58.206	+0.397	15:34:24.482
8	58.002	+0.193	15:35:22.484
9	58.172	+0.363	15:36:20.656
10	57.809		15:37:18.465
11	57.852	+0.043	15:38:16.317

<u>(75) Ozzy Madey</u>			
1	1:04.638	+8.174	15:28:32.821
2	1:00.667	+4.203	15:29:33.488
3	1:00.121	+3.657	15:30:33.609
4	1:00.773	+4.309	15:31:34.382
5	59.011	+2.547	15:32:33.393
6	58.900	+2.436	15:33:32.293
7	57.340	+0.876	15:34:29.633
8	57.174	+0.710	15:35:26.807
9	57.294	+0.830	15:36:24.101
10	56.944	+0.480	15:37:21.045
11	56.464		15:38:17.509

<u>(212) Russell Brown</u>			
1	1:04.411	+5.846	15:28:31.683
2	1:00.912	+2.347	15:29:32.595
3	1:00.634	+2.069	15:30:33.229
4	1:00.984	+2.419	15:31:34.213
5	58.704	+0.139	15:32:32.917
6	59.297	+0.732	15:33:32.214
7	59.292	+0.727	15:34:31.506
8	58.963	+0.398	15:35:30.469
9	58.565		15:36:29.034
10	59.098	+0.533	15:37:28.132
11	59.310	+0.745	15:38:27.442

<u>(53) Tom Barrett</u>			
1	1:04.533	+6.262	15:28:32.329
2	1:00.981	+2.710	15:29:33.310
3	1:00.241	+1.970	15:30:33.551
4	1:01.314	+3.043	15:31:34.865
5	1:00.250	+1.979	15:32:35.115
6	59.694	+1.423	15:33:34.809
7	58.271		15:34:33.080
8	58.619	+0.348	15:35:31.699
9	59.314	+1.043	15:36:31.013
10	58.526	+0.255	15:37:29.539
11	58.826	+0.555	15:38:28.365

<u>(74) Robyn Mapp</u>			
1	1:04.755	+4.434	15:28:32.275
2	1:02.294	+1.973	15:29:34.569
3	1:00.321		15:30:34.890
4	1:00.785	+0.464	15:31:35.675
5	1:00.913	+0.592	15:32:36.588
6	1:00.501	+0.180	15:33:37.089
7	1:01.080	+0.759	15:34:38.169
8	1:01.818	+1.497	15:35:39.987

Timekeeper:

Race Director

Weather / Track: Bright / Dry

Results @ www.sportstimingservices.com

Printed: 03/03/2012 15:52:07





Thundersport GB Rounds 1 and 2


Doodson Motorsport Supertwins & F400

Brands Hatch 1.199 Miles

Race 11

03/03/2012 15:27

Race started at 15:27:22



Lap	Lap Tm	Diff	Time of Day
9	1:01.385	+1.064	15:36:41.372
10	1:00.563	+0.242	15:37:41.935
11	1:00.497	+0.176	15:38:42.432

(32) Nick Bousted

Lap	Lap Tm	Diff	Time of Day
1	1:04.510	+4.018	15:28:31.142
2	1:01.198	+0.706	15:29:32.340
3	1:00.800	+0.308	15:30:33.140
4	1:00.888	+0.396	15:31:34.028
5	1:00.798	+0.306	15:32:34.826
6	1:00.905	+0.413	15:33:35.731
7	1:00.492		15:34:36.223
8	1:01.621	+1.129	15:35:37.844
9	1:01.925	+1.433	15:36:39.769
10	1:02.365	+1.873	15:37:42.134
11	1:03.210	+2.718	15:38:45.344

Lap	Lap Tm	Diff	Time of Day
-----	--------	------	-------------

Lap	Lap Tm	Diff	Time of Day
-----	--------	------	-------------

Timekeeper:

Race Director

Weather / Track: Bright / Dry

Results @ www.sportstimingservices.com

Printed: 03/03/2012 15:52:07





Thundersport GB Rounds 1 and 2

Doodson Motorsport Supertwins & F400

Brands Hatch 1.199 Miles

Race 2 & 11 - Starting Grid Sunday

04/03/2012

Race

POLE POSITION

1	1 16 Steve Tomes 52.369	2 88 Josh Daley 52.935	3 91 Dan Wright 53.082	4 14 Will Hodgson 53.258
	5 10 Curtis Rothwell 53.295	6 11 David Allingham 53.411	7 20 Tom Oliver 53.532	8 3 Michael Clifford 53.653
	9 64 Adam Palfreman 54.073	10 30 Denzil Davies 54.730	11 15 Ross Twyman 54.745	12 4 Richie Gelder 55.255
	13 82 Lewis Osler 55.407	14 33 J. Robinson 55.548	15 44 Alastair Fagan 55.574	16 50 Steven Jones 55.769
	17 28 Paul Wardell 55.781	18 100 Lewis Black 56.149	19 5 Leigh Hutchinson 56.379	20 75 Ozzy Madey 56.464
	21 42 C. Spink 57.103	22 9 Ben Crowe 57.744	23 27 Peter Carr 57.809	24 22 Alex Baker 57.810
	25 53 Tom Barrett 58.271	26 212 Russell Brown 58.565	27 74 Robyn Mapp 1:00.321	28 32 Nick Bousted 1:00.492

Timekeeper:

Race Director

Weather / Track:

Results @ www.sportstimeservices.com

Printed: 03/03/2012 15:56:21





Thundersport GB Rounds 1 and 2

Sorted on Best Lap time

Supertwins/F400

Brands Hatch 1.199 Miles

Warmup

04/03/2012 10:15

Practice started at 10:15:21

Pos	No.	Name	Bike	CC	Best Tm	Best Speed	Gap	Diff	In Lap	2nd Best
1	7	Callan Cooper	Aprilia	450	59.458	72.596			6	1:00.134
2	10	Curtis Rothwell	Suzuki	650 M	1:00.374	71.494	0.916	0.916	7	1:01.130
3	88	Josh Daley	Kawasaki	400	1:00.415	71.446	0.041	0.957	8	1:01.312
4	44	Alastair Fagan	Suzuki	650	1:01.137	70.602	0.722	1.679	8	1:01.525
5	11	David Allingham	Aprilia	450	1:01.283	70.434	0.146	1.825	4	1:01.710
6	3	Michael Clifford	Aprilia	450	1:01.675	69.986	0.392	2.217	4	1:01.844
7	100	Lewis Black	Suzuki	650 M	1:01.697	69.961	0.022	2.239	7	1:02.627
8	91	Dan Wright	Suzuki	650 M	1:01.770	69.879	0.073	2.312	3	1:02.700
9	27	Peter Carr	Kawasaki	450	1:02.544	69.014	0.774	3.086	4	1:03.105
10	82	Lewis Osler	Suzuki	650 M	1:02.771	68.764	0.227	3.313	3	1:03.047
11	9	Ben Crowe	Suzuki	650 M	1:03.511	67.963	0.740	4.053	8	1:04.379
12	212	Russell Brown	Aprilia	450	1:03.513	67.961	0.002	4.055	2	1:04.812
13	33	James Robinson	Suzuki	650 M	1:03.816	67.638	0.303	4.358	7	1:03.914
14	50	Steven Jones	Honda	400	1:05.396	66.004	1.580	5.938	5	1:06.659
15	42	Christopher Spink	Suzuki	650 M	1:05.792	65.607	0.396	6.334	9	1:06.525
16	28	Paul Wardell	Suzuki	650 M	1:06.161	65.241	0.369	6.703	3	1:06.432
17	75	Ozzy Madey	Kawasaki	400	1:06.652	64.760	0.491	7.194	8	1:06.680
18	32	Nick Bousted	Ducati	800	1:13.347	58.849	6.695	13.889	2	1:16.400

Announcements

No Transponder - No 74

Timekeeper:

Race Director

Weather / Track: Raining / Wet

Results @ www.sportstimingsservices.com

Printed: 04/03/2012 10:26:19





Thundersport GB Rounds 1 and 2

Sorted on Laps

Doodson Motorsport Supertwins & F400

Brands Hatch 1.199 Miles

Race 2

04/03/2012 11:29

Race started at 11:29:19

Pos	No.	Name	Bike	CC	Laps	Total Tm	Diff	Gap	Best Tm	Best Speed	Avg. Speed	Start Pos
1	20	Tom Oliver	Aprilia	450	12	11:45.645			57.207	75.452	73.403	7
2	11	David Allingham	Aprilia	450	12	11:58.900	13.255	13.255	58.203	74.161	72.050	6
3	7	Callan Cooper	Aprilia	450	12	11:59.604	13.959	0.704	58.028	74.385	71.980	0
4	10	Curtis Rothwell	Suzuki	650 M	12	12:00.263	14.618	0.659	58.654	73.591	71.914	5
5	15	Ross Twyman	Aprilia	450	12	12:02.380	16.735	2.117	58.673	73.567	71.703	11
6	91	Dan Wright	Suzuki	650 M	12	12:03.431	17.786	1.051	58.789	73.422	71.599	3
7	3	Michael Clifford	Aprilia	450	12	12:06.144	20.499	2.713	59.297	72.793	71.331	8
8	27	Peter Carr	Kawasaki	450	12	12:08.561	22.916	2.417	58.975	73.190	71.095	0
9	88	Josh Daley	Kawasaki	400	12	12:16.707	31.062	8.146	59.678	72.328	70.309	2
10	64	Adam Palfreman	Suzuki	650	12	12:18.929	33.284	2.222	59.490	72.557	70.097	9
11	22	Alex Baker	Aprilia	450	12	12:19.702	34.057	0.773	1:00.027	71.908	70.024	24
12	33	James Robinson	Suzuki	650 M	12	12:21.755	36.110	2.053	59.110	73.023	69.830	14
13	100	Lewis Black	Suzuki	650 M	12	12:24.087	38.442	2.332	59.953	71.996	69.611	18
14	34	Louis Dawson	Aprilia	450	12	12:24.629	38.984	0.542	1:00.300	71.582	69.561	0
15	28	Paul Wardell	Suzuki	650 M	12	12:31.023	45.378	6.394	1:01.172	70.562	68.968	17
16	44	Alastair Fagan	Suzuki	650	12	12:31.868	46.223	0.845	1:00.956	70.812	68.891	15
17	50	Steven Jones	Honda	400	12	12:42.829	57.184	10.961	1:00.012	71.926	67.901	16
18	74	Robyn Mapp	Suzuki	650 M	11	11:57.566	1 Lap	1 Lap	1:02.396	69.178	66.169	27
19	42	Christopher Spink	Suzuki	650 M	11	11:59.586	1 Lap	2.020	1:03.708	67.753	65.983	21
20	30	Denzil Davies	Suzuki	650 M	11	12:03.673	1 Lap	4.087	1:03.525	67.948	65.610	10
21	53	Tom Barrett	Suzuki	650 M	11	12:06.246	1 Lap	2.573	1:03.601	67.867	65.378	25
22	212	Russell Brown	Aprilia	450	11	12:16.653	1 Lap	10.407	1:00.746	71.057	64.454	26

Not classified

110% M/T & F400												
DNF	82	Lewis Osler	Suzuki	650 M	11	11:22.229	DNF		59.919	72.037	69.596	13
DNF	9	Ben Crowe	Suzuki	650 M	9	9:19.739	DNF		1:00.630	71.192	69.403	22
DNF	75	Ozzy Madey	Kawasaki	400	7	7:53.012	DNF		1:04.119	67.319	63.877	20
DNF	16	Steve Tomes	Kawasaki	650	6	6:05.230	DNF		59.154	72.969	70.910	1
DNF	5	Leigh Hutchinson	Suzuki	650 M	4	4:34.314	DNF		1:03.660	67.804	62.941	19
DNF	14	Will Hodgson	Aprilia	450	3	3:04.470	DNF		59.865	72.102	70.197	4

Announcements

10 second jump start penalty - Nos 5 & 74

Margin of Victory	Avg. Speed	Best Lap Tm	Best Speed	Best Lap by
13.255	73.403	57.207	75.452	20 - Tom Oliver

Timekeeper:

Race Director

Weather / Track: Raining / Wet

Results @ www.sportstimingsservices.com





Thundersport GB Rounds 1 and 2

Lapchart

Doodson Motorsport Supertwins & F400

Brands Hatch 1.199 Miles

Race 2

04/03/2012 11:29

Race started at 11:29:19

Competitors	Laps												
	0	1	2	3	4	5	6	7	8	9	10	11	12
Steve Tomes (16)	1	16	14	14	14	20	20	20	20	20	20	20	20
Will Hodgson (14)	2	14	20	20	20	16	11	11	11	11	11	11	11
David Allingham (11)	3	11	16	16	16	11	16	16	91	10	10	10	7
Dan Wright (91)	4	91	91	10	91	91	91	10	91	91	10	7	10
Josh Daley (88)	5	88	11	91	11	10	10	15	7	7	7	15	15
Tom Oliver (20)	6	20	10	11	10	15	15	7	15	15	15	91	91
Curtis Rothwell (10)	7	10	15	15	15	3	3	3	3	3	3	3	3
Michael Clifford (3)	8	3	3	3	3	64	7	7	27	27	27	27	27
Ross Twyman (15)	9	15	64	64	64	7	64	64	64	64	64	88	88
Adam Palfreman (64)	10	64	82	9	7	27	27	9	9	88	88	64	64
Lewis Osler (82)	11	82	9	7	9	9	9	88	88	22	22	22	22
Denzil Davies (30)	12	30	88	88	27	88	88	22	22	9	82	82	33
Alastair Fagan (44)	13	44	28	27	88	22	22	22	50	100	100	33	100
Paul Wardell (28)	14	28	27	28	22	28	28	50	100	82	82	100	34
Steven Jones (50)	15	50	50	82	28	50	50	100	82	34	33	34	28
Leigh Hutchinson (5)	16	5	22	22	50	82	100	82	34	33	34	28	44
James Robinson (33)	17	33	7	50	82	100	82	28	33	50	50	44	50
Lewis Black (100)	18	100	5	100	100	33	34	34	28	28	28	50	50
Ben Crowe (9)	19	9	100	33	33	34	33	33	44	44	44	74	74
Alex Baker (22)	20	22	33	34	34	44	44	44	74	74	74	42	42
Peter Carr (27)	21	27	34	5	44	5	74	74	42	42	42	30	30
Louis Dawson (34)	22	34	44	44	5	74	42	42	30	30	30	53	53
Robyn Mapp (74)	23	74	74	74	74	42	30	30	53	53	53	212	212
Callan Cooper (7)	24	7	30	42	42	30	53	53	75	212	212		
Tom Barrett (53)	25	53	42	30	30	53	75	75	212				
Christopher Spink (42)	26	42	53	53	53	75	212	212					
Ozzy Madey (75)	27	75	75	75	75	212							
Russell Brown (212)	28	212	212	212	212								

Timekeeper:
Race Director
Weather / Track: Raining / Wet
Results @ www.sportstimeservices.com
Printed: 04/03/2012 11:50:16





Thundersport GB Rounds 1 and 2

Doodson Motorsport Supertwins & F400

Brands Hatch 1.199 Miles

Race 2

04/03/2012 11:29

Race started at 11:29:19

Lap	Lap Tm	Diff	Time of Day
(20) Tom Oliver			
1	1:02.122	+4.915	11:30:24.247
2	1:00.293	+3.086	11:31:24.540
3	59.314	+2.107	11:32:23.854
4	58.993	+1.786	11:33:22.847
5	57.622	+0.415	11:34:20.469
6	57.513	+0.306	11:35:17.982
7	57.404	+0.197	11:36:15.386
8	57.207		11:37:12.593
9	58.676	+1.469	11:38:11.269
10	57.697	+0.490	11:39:08.966
11	57.957	+0.750	11:40:06.923
12	57.908	+0.701	11:41:04.831

(11) David Allingham			
1	1:03.321	+5.118	11:30:25.275
2	1:00.843	+2.640	11:31:26.118
3	1:00.054	+1.851	11:32:26.172
4	58.741	+0.538	11:33:24.913
5	59.377	+1.174	11:34:24.290
6	58.203		11:35:22.493
7	58.910	+0.707	11:36:21.403
8	59.269	+1.066	11:37:20.672
9	59.852	+1.649	11:38:20.524
10	58.440	+0.237	11:39:18.964
11	1:00.107	+1.904	11:40:19.071
12	59.015	+0.812	11:41:18.086

(7) Callan Cooper			
1	1:05.742	+7.714	11:30:29.929
2	1:01.311	+3.283	11:31:31.240
3	59.316	+1.288	11:32:30.556
4	58.655	+0.627	11:33:29.211
5	58.879	+0.851	11:34:28.090
6	58.917	+0.889	11:35:27.007
7	58.637	+0.609	11:36:25.644
8	58.028		11:37:23.672
9	58.758	+0.730	11:38:22.430
10	59.013	+0.985	11:39:21.443
11	59.313	+1.285	11:40:20.756
12	58.034	+0.006	11:41:18.790

(10) Curtis Rothwell			
1	1:03.415	+4.761	11:30:25.576
2	1:00.320	+1.666	11:31:25.896
3	1:00.595	+1.941	11:32:26.491
4	59.745	+1.091	11:33:26.236
5	59.666	+1.012	11:34:25.902
6	59.471	+0.817	11:35:25.373
7	59.151	+0.497	11:36:24.524
8	58.654		11:37:23.178
9	59.113	+0.459	11:38:22.291
10	58.817	+0.163	11:39:21.108
11	59.387	+0.733	11:40:20.495
12	58.954	+0.300	11:41:19.449

(15) Ross Twyman			
1	1:03.016	+4.343	11:30:25.694
2	1:00.706	+2.033	11:31:26.400
3	1:00.174	+1.501	11:32:26.574

4	1:00.028	+1.355	11:33:26.602
5	59.409	+0.736	11:34:26.011
6	1:00.352	+1.679	11:35:26.363
7	59.183	+0.510	11:36:25.546
8	59.222	+0.549	11:37:24.768
9	59.192	+0.519	11:38:23.960
10	58.673		11:39:22.633
11	59.021	+0.348	11:40:21.654
12	59.912	+1.239	11:41:21.566

(91) Dan Wright			
1	1:02.913	+4.124	11:30:25.005
2	1:00.979	+2.190	11:31:25.984
3	1:00.027	+1.238	11:32:26.011
4	59.820	+1.031	11:33:25.831
5	59.841	+1.052	11:34:25.672
6	59.474	+0.685	11:35:25.146
7	59.221	+0.432	11:36:24.367
8	59.243	+0.454	11:37:23.610
9	58.789		11:38:22.399
10	58.972	+0.183	11:39:21.371
11	1:00.521	+1.732	11:40:21.892
12	1:00.725	+1.936	11:41:22.617

(3) Michael Clifford			
1	1:04.121	+4.824	11:30:26.496
2	1:00.401	+1.104	11:31:26.897
3	1:00.090	+0.793	11:32:26.987
4	1:00.078	+0.781	11:33:27.065
5	59.297		11:34:26.362
6	1:00.055	+0.758	11:35:26.417
7	1:00.079	+0.782	11:36:26.496
8	59.725	+0.428	11:37:26.221
9	59.986	+0.689	11:38:26.207
10	59.461	+0.164	11:39:25.668
11	59.497	+0.200	11:40:25.165
12	1:00.165	+0.868	11:41:25.330

(27) Peter Carr			
1	1:05.366	+6.391	11:30:29.270
2	1:02.494	+3.519	11:31:31.764
3	1:00.019	+1.044	11:32:31.783
4	1:00.597	+1.622	11:33:32.380
5	59.298	+0.323	11:34:31.678
6	59.327	+0.352	11:35:31.005
7	59.857	+0.882	11:36:30.862
8	1:00.370	+1.395	11:37:31.232
9	59.165	+0.190	11:38:30.397
10	58.975		11:39:29.372
11	59.369	+0.394	11:40:28.741
12	59.006	+0.031	11:41:27.747

(88) Josh Daley			
1	1:06.727	+7.049	11:30:28.831
2	1:02.870	+3.192	11:31:31.701
3	1:01.570	+1.892	11:32:33.271
4	1:01.648	+1.970	11:33:34.919
5	1:00.834	+1.156	11:34:35.753
6	1:00.253	+0.575	11:35:36.006
7	1:01.155	+1.477	11:36:37.161
8	59.840	+0.162	11:37:37.001

9	59.710	+0.032	11:38:36.711
10	59.758	+0.080	11:39:36.469
11	59.678		11:40:36.147
12	59.746	+0.068	11:41:35.893

(64) Adam Palfreman			
1	1:04.568	+5.078	11:30:27.350
2	1:01.045	+1.555	11:31:28.395
3	1:00.255	+0.765	11:32:28.650
4	59.490		11:33:28.140
5	1:00.122	+0.632	11:34:28.262
6	1:00.798	+1.308	11:35:29.060
7	1:02.112	+2.622	11:36:31.172
8	1:01.883	+2.393	11:37:33.055
9	1:01.481	+1.991	11:38:34.536
10	1:01.914	+2.424	11:39:36.450
11	1:00.822	+1.332	11:40:37.272
12	1:00.843	+1.353	11:41:38.115

(22) Alex Baker			
1	1:06.060	+6.033	11:30:29.838
2	1:03.106	+3.079	11:31:32.944
3	1:01.238	+1.211	11:32:34.182
4	1:00.856	+0.829	11:33:35.038
5	1:00.727	+0.700	11:34:35.765
6	1:00.392	+0.365	11:35:36.157
7	1:01.101	+1.074	11:36:37.258
8	1:00.172	+0.145	11:37:37.430
9	1:00.445	+0.418	11:38:37.875
10	1:00.027		11:39:37.902
11	1:00.273	+0.246	11:40:38.175
12	1:00.713	+0.686	11:41:38.888

(33) James Robinson			
1	1:07.280	+8.170	11:30:30.788
2	1:03.150	+4.040	11:31:33.938
3	1:02.136	+3.026	11:32:36.074
4	1:01.571	+2.461	11:33:37.645
5	1:00.953	+1.843	11:34:38.598
6	1:01.140	+2.030	11:35:39.738
7	1:01.372	+2.262	11:36:41.110
8	59.957	+0.847	11:37:41.067
9	1:00.269	+1.159	11:38:41.336
10	1:00.663	+1.553	11:39:41.999
11	59.832	+0.722	11:40:41.831
12	59.110		11:41:40.941

(100) Lewis Black			
1	1:06.929	+6.976	11:30:30.437
2	1:03.196	+3.243	11:31:33.633
3	1:01.919	+1.966	11:32:35.552
4	1:01.371	+1.418	11:33:36.923
5	1:00.979	+1.026	11:34:37.902
6	1:01.123	+1.170	11:35:39.025
7	59.953		11:36:38.978
8	1:00.717	+0.764	11:37:39.695
9	1:01.119	+1.166	11:38:40.814
10	1:01.387	+1.434	11:39:42.201
11	1:00.642	+0.689	11:40:42.843
12	1:00.430	+0.477	11:41:43.273

Timekeeper:

Race Director

Weather / Track: Raining / Wet

Results @ www.sportstimingservices.com





Thundersport GB Rounds 1 and 2

Doodson Motorsport Supertwins & F400

Brands Hatch 1.199 Miles

Race 2

04/03/2012 11:29

Race started at 11:29:19

Lap	Lap Tm	Diff	Time of Day
(34) Louis Dawson			
1	1:07.502	+7.202	11:30:31.579
2	1:02.625	+2.325	11:31:34.204
3	1:02.371	+2.071	11:32:36.575
4	1:01.189	+0.889	11:33:37.764
5	1:00.446	+0.146	11:34:38.210
6	1:01.323	+1.023	11:35:39.533
7	1:00.435	+0.135	11:36:39.968
8	1:00.300		11:37:40.268
9	1:01.343	+1.043	11:38:41.611
10	1:00.983	+0.683	11:39:42.594
11	1:00.471	+0.171	11:40:43.065
12	1:00.750	+0.450	11:41:43.815

(28) Paul Wardell			
1	1:05.994	+4.822	11:30:29.141
2	1:03.106	+1.934	11:31:32.247
3	1:02.073	+0.901	11:32:34.320
4	1:01.973	+0.801	11:33:36.293
5	1:01.172		11:34:37.465
6	1:01.883	+0.711	11:35:39.348
7	1:02.178	+1.006	11:36:41.526
8	1:01.768	+0.596	11:37:43.294
9	1:01.496	+0.324	11:38:44.790
10	1:02.564	+1.392	11:39:47.354
11	1:01.311	+0.139	11:40:48.665
12	1:01.544	+0.372	11:41:50.209

(44) Alastair Fagan			
1	1:08.438	+7.482	11:30:31.582
2	1:04.049	+3.093	11:31:35.631
3	1:03.278	+2.322	11:32:38.909
4	1:02.230	+1.274	11:33:41.139
5	1:01.347	+0.391	11:34:42.486
6	1:01.015	+0.059	11:35:43.501
7	1:01.199	+0.243	11:36:44.700
8	1:00.956		11:37:45.656
9	1:01.050	+0.094	11:38:46.706
10	1:01.452	+0.496	11:39:48.158
11	1:01.462	+0.506	11:40:49.620
12	1:01.434	+0.478	11:41:51.054

(50) Steven Jones			
1	1:06.003	+5.991	11:30:29.315
2	1:03.716	+3.704	11:31:33.031
3	1:01.853	+1.841	11:32:34.884
4	1:01.581	+1.569	11:33:36.465
5	1:01.225	+1.213	11:34:37.690
6	1:00.012		11:35:37.702
7	1:01.084	+1.072	11:36:38.786
8	1:03.880	+3.868	11:37:42.666
9	1:01.834	+1.822	11:38:44.500
10	1:04.800	+4.788	11:39:49.300
11	1:06.893	+6.881	11:40:56.193
12	1:05.822	+5.810	11:42:02.015

(74) Robyn Mapp			
1	1:08.574	+6.178	11:30:32.653
2	1:03.317	+0.921	11:31:35.970
3	1:04.045	+1.649	11:32:40.015
4	1:03.783	+1.387	11:33:43.798

5	1:03.817	+1.421	11:34:47.615
6	1:03.129	+0.733	11:35:50.744
7	1:02.791	+0.395	11:36:53.535
8	1:02.737	+0.341	11:37:56.272
9	1:02.396		11:38:58.668
10	1:04.121	+1.725	11:40:02.789
11	1:03.963	+1.567	11:41:06.752

(42) Christopher Spink			
1	1:10.462	+6.754	11:30:35.037
2	1:04.758	+1.050	11:31:39.795
3	1:04.028	+0.320	11:32:43.823
4	1:03.939	+0.231	11:33:47.762
5	1:03.708		11:34:51.470
6	1:04.558	+0.850	11:35:56.028
7	1:04.818	+1.110	11:37:00.846
8	1:04.104	+0.396	11:38:04.950
9	1:04.274	+0.566	11:39:09.224
10	1:05.506	+1.798	11:40:14.730
11	1:04.042	+0.334	11:41:18.772

(30) Denzil Davies			
1	1:11.258	+7.733	11:30:34.139
2	1:06.972	+3.447	11:31:41.111
3	1:05.241	+1.716	11:32:46.352
4	1:05.358	+1.833	11:33:51.710
5	1:05.546	+2.021	11:34:57.256
6	1:05.154	+1.629	11:36:02.410
7	1:04.606	+1.081	11:37:07.016
8	1:04.519	+0.994	11:38:11.535
9	1:04.151	+0.626	11:39:15.686
10	1:03.648	+0.123	11:40:19.334
11	1:03.525		11:41:22.859

(53) Tom Barrett			
1	1:10.805	+7.204	11:30:35.077
2	1:07.259	+3.658	11:31:42.336
3	1:05.055	+1.454	11:32:47.391
4	1:05.389	+1.788	11:33:52.780
5	1:04.952	+1.351	11:34:57.732
6	1:04.900	+1.299	11:36:02.632
7	1:04.575	+0.974	11:37:07.207
8	1:04.734	+1.133	11:38:11.941
9	1:04.266	+0.665	11:39:16.207
10	1:05.624	+2.023	11:40:21.831
11	1:03.601		11:41:25.432

(212) Russell Brown			
1	1:10.081	+9.335	11:31:16.029
2	1:04.004	+3.258	11:32:20.033
3	1:02.663	+1.917	11:33:22.696
4	1:02.747	+2.001	11:34:25.443
5	1:02.395	+1.649	11:35:27.838
6	1:02.307	+1.561	11:36:30.145
7	1:01.249	+0.503	11:37:31.394
8	1:01.478	+0.732	11:38:32.872
9	1:00.796	+0.050	11:39:33.668
10	1:01.425	+0.679	11:40:35.093
11	1:00.746		11:41:35.839

(82) Lewis Osler

1	1:05.759	+5.840	11:30:28.541
2	1:04.224	+4.305	11:31:32.765
3	1:02.387	+2.468	11:32:35.152
4	1:01.567	+1.648	11:33:36.719
5	1:01.319	+1.400	11:34:38.038
6	1:01.189	+1.270	11:35:39.227
7	1:00.405	+0.486	11:36:39.632
8	1:00.517	+0.598	11:37:40.149
9	1:00.881	+0.962	11:38:41.030
10	1:00.466	+0.547	11:39:41.496
11	59.919		11:40:41.415

(9) Ben Crowe			
1	1:05.213	+4.583	11:30:28.730
2	1:01.633	+1.003	11:31:30.363
3	1:01.229	+0.599	11:32:31.592
4	1:01.614	+0.984	11:33:33.206
5	1:01.207	+0.577	11:34:34.413
6	1:00.767	+0.137	11:35:35.180
7	1:00.921	+0.291	11:36:36.101
8	1:00.630		11:37:36.731
9	1:02.194	+1.564	11:38:38.925

(75) Ozzy Madey			
1	1:11.312	+7.193	11:30:36.078
2	1:07.450	+3.331	11:31:43.528
3	1:07.206	+3.087	11:32:50.734
4	1:05.155	+1.036	11:33:55.889
5	1:04.155	+0.036	11:35:00.044
6	1:04.119		11:36:04.163
7	1:08.035	+3.916	11:37:12.198

(16) Steve Tomes			
1	1:03.108	+3.954	11:30:24.753
2	1:00.495	+1.341	11:31:25.248
3	59.154		11:32:24.402
4	1:00.150	+0.996	11:33:24.552
5	1:00.107	+0.953	11:34:24.659
6	59.757	+0.603	11:35:24.416

(5) Leigh Hutchinson			
1	1:06.539	+2.879	11:30:29.942
2	1:05.621	+1.961	11:31:35.563
3	1:03.660		11:32:39.223
4	1:04.277	+0.617	11:33:43.500

(14) Will Hodgson			
1	1:01.714	+1.849	11:30:23.488
2	1:00.303	+0.438	11:31:23.791
3	59.865		11:32:23.656

Timekeeper:

Race Director

Weather / Track: Raining / Wet

Results @ www.sportstimingservices.com

Printed: 04/03/2012 11:49:44





Thundersport GB Rounds 1 and 2

Sorted on Laps

Doodson Motorsport Supertwins & F400

Brands Hatch 1.199 Miles

Race 11

04/03/2012 15:19

Race started at 15:19:24

Pos	No.	Name	Bike	CC	Laps	Total Tm	Diff	Gap	Best Tm	Best Speed	Avg. Speed	Start Pos
1	11	David Allingham	Aprilia	450	7	7:03.671			59.093	73.044	71.317	0
2	20	Tom Oliver	Aprilia	450	7	7:03.737	0.066	0.066	59.025	73.128	71.305	0
3	15	Ross Twyman	Aprilia	450	7	7:08.074	4.403	4.337	1:00.063	71.865	70.583	0
4	64	Adam Palfreman	Suzuki	650	7	7:13.021	9.350	4.947	1:00.428	71.430	69.777	0
5	88	Josh Daley	Kawasaki	400	7	7:18.077	14.406	5.056	1:01.150	70.587	68.971	0
6	28	Paul Wardell	Suzuki	650 M	7	7:31.076	27.405	12.999	1:02.424	69.146	66.984	0
7	34	Louis Dawson	Aprilia	450	7	7:33.157	29.486	2.081	1:02.263	69.325	66.676	0
8	16	Steve Tomes	Kawasaki	650	7	7:34.012	30.341	0.855	1:03.517	67.957	66.551	0
9	22	Alex Baker	Aprilia	450	7	7:38.114	34.443	4.102	1:03.478	67.998	65.955	0
10	74	Robyn Mapp	Suzuki	650 M	7	7:38.210	34.539	0.096	1:03.942	67.505	65.941	0
11	212	Russell Brown	Aprilia	450	7	7:40.591	36.920	2.381	1:04.176	67.259	65.600	0
12	75	Ozzy Madey	Kawasaki	400	7	7:49.062	45.391	8.471	1:04.139	67.298	64.415	0

110%

Not classified

DNF	42	Christopher Spink	Suzuki	650 M	4	4:45.463	DNF		1:08.412	63.094	60.483	0
DNF	53	Tom Barrett	Suzuki	650 M	2	2:17.732	DNF		1:05.165	66.238	62.678	0
DNF	100	Lewis Black	Suzuki	650 M		4.666	DNF		-	-	-	0
DNF	5	Leigh Hutchinson	Suzuki	650 M		4.792	DNF		-	-	-	0

Margin of Victory	Avg. Speed	Best Lap Tm	Best Speed	Best Lap by
0.066	71.317	59.025	73.128	20 - Tom Oliver

Timekeeper:

Race Director

Weather / Track: Raining / Wet

Results @ www.sportstimingsservices.com





Thundersport GB Rounds 1 and 2

Lapchart

Doodson Motorsport Supertwins & F400

Brands Hatch 1.199 Miles

Race 11

04/03/2012 15:19

Race started at 15:19:24

Competitors

	Laps								
	0	1	2	3	4	5	6	7	
Steve Tomes (16)	1	16	11	11	11	11	11	11	11
David Allingham (11)	2	11	20	20	20	20	20	20	20
Josh Daley (88)	3	88	64	15	15	15	15	15	15
Tom Oliver (20)	4	20	15	64	64	64	64	64	64
Adam Palfreman (64)	5	64	88	88	88	88	88	88	88
Ross Twyman (15)	6	15	28	28	28	28	28	28	28
Paul Wardell (28)	7	28	16	16	16	16	16	16	34
Lewis Black (100)	8	100	22	22	22	22	34	34	16
Leigh Hutchinson (5)	9	5	74	74	74	34	22	22	22
Alex Baker (22)	10	22	53	53	34	74	74	74	74
Robyn Mapp (74)	11	74	34	34	212	212	212	212	212
Christopher Spink (42)	12	42	212	212	75	75	75	75	75
Tom Barrett (53)	13	53	75	75	42	42			
Louis Dawson (34)	14	34	42	42					
Russell Brown (212)	15	212							
Ozzy Madey (75)	16	75							

Timekeeper:


Race Director

Weather / Track: Raining / Wet

Results @ www.sportstimeservices.com

Printed: 04/03/2012 15:30:09





Thundersport GB Rounds 1 and 2

Doodson Motorsport Supertwins & F400

Brands Hatch 1.199 Miles

Race 11

04/03/2012 15:19

Race started at 15:19:24

Lap	Lap Tm	Diff	Time of Day
(11) David Allingham			
1	1:01.913	+2.820	15:20:29.351
2	1:00.756	+1.663	15:21:30.107
3	59.822	+0.729	15:22:29.929
4	59.896	+0.803	15:23:29.825
5	59.539	+0.446	15:24:29.364
6	59.599	+0.506	15:25:28.963
7	59.093		15:26:28.056
(20) Tom Oliver			
1	1:02.041	+3.016	15:20:29.532
2	1:00.633	+1.608	15:21:30.165
3	59.974	+0.949	15:22:30.139
4	59.865	+0.840	15:23:30.004
5	59.513	+0.488	15:24:29.517
6	59.580	+0.555	15:25:29.097
7	59.025		15:26:28.122
(15) Ross Twyman			
1	1:02.177	+2.114	15:20:30.877
2	1:00.582	+0.519	15:21:31.459
3	1:00.092	+0.029	15:22:31.551
4	1:00.234	+0.171	15:23:31.785
5	1:00.394	+0.331	15:24:32.179
6	1:00.217	+0.154	15:25:32.396
7	1:00.063		15:26:32.459
(64) Adam Palfreman			
1	1:02.978	+2.550	15:20:30.850
2	1:01.528	+1.100	15:21:32.378
3	1:00.927	+0.499	15:22:33.305
4	1:00.428		15:23:33.733
5	1:01.462	+1.034	15:24:35.195
6	1:00.773	+0.345	15:25:35.968
7	1:01.438	+1.010	15:26:37.406
(88) Josh Daley			
1	1:04.463	+3.313	15:20:31.914
2	1:02.346	+1.196	15:21:34.260
3	1:01.386	+0.236	15:22:35.646
4	1:01.334	+0.184	15:23:36.980
5	1:01.150		15:24:38.130
6	1:01.177	+0.027	15:25:39.307
7	1:03.155	+2.005	15:26:42.462
(28) Paul Wardell			
1	1:05.085	+2.661	15:20:33.823
2	1:03.342	+0.918	15:21:37.165
3	1:02.424		15:22:39.589
4	1:02.939	+0.515	15:23:42.528
5	1:03.817	+1.393	15:24:46.345
6	1:03.734	+1.310	15:25:50.079
7	1:05.382	+2.958	15:26:55.461
(34) Louis Dawson			
1	1:07.499	+5.236	15:20:37.063
2	1:05.148	+2.885	15:21:42.211
3	1:03.521	+1.258	15:22:45.732
4	1:03.585	+1.322	15:23:49.317
5	1:03.183	+0.920	15:24:52.500

Lap	Lap Tm	Diff	Time of Day
6	1:02.779	+0.516	15:25:55.279
7	1:02.263		15:26:57.542
(16) Steve Tomes			
1	1:06.956	+3.439	15:20:34.195
2	1:04.495	+0.978	15:21:38.690
3	1:04.271	+0.754	15:22:42.961
4	1:04.292	+0.775	15:23:47.253
5	1:03.735	+0.218	15:24:50.988
6	1:03.517		15:25:54.505
7	1:03.892	+0.375	15:26:58.397
(22) Alex Baker			
1	1:06.697	+3.219	15:20:36.030
2	1:05.294	+1.816	15:21:41.324
3	1:03.976	+0.498	15:22:45.300
4	1:03.930	+0.452	15:23:49.230
5	1:03.478		15:24:52.708
6	1:05.128	+1.650	15:25:57.836
7	1:04.663	+1.185	15:27:02.499
(74) Robyn Mapp			
1	1:06.713	+2.771	15:20:36.100
2	1:05.437	+1.495	15:21:41.537
3	1:04.119	+0.177	15:22:45.656
4	1:04.633	+0.691	15:23:50.289
5	1:03.942		15:24:54.231
6	1:04.057	+0.115	15:25:58.288
7	1:04.307	+0.365	15:27:02.595
(212) Russell Brown			
1	1:07.822	+3.646	15:20:37.421
2	1:05.370	+1.194	15:21:42.791
3	1:04.260	+0.084	15:22:47.051
4	1:04.176		15:23:51.227
5	1:04.287	+0.111	15:24:55.514
6	1:04.479	+0.303	15:25:59.993
7	1:04.983	+0.807	15:27:04.976
(75) Ozzy Madey			
1	1:09.541	+5.402	15:20:41.564
2	1:07.714	+3.575	15:21:49.278
3	1:05.672	+1.533	15:22:54.950
4	1:05.249	+1.110	15:24:00.199
5	1:04.521	+0.382	15:25:04.720
6	1:04.588	+0.449	15:26:09.308
7	1:04.139		15:27:13.447
(42) Christopher Spink			
1	1:12.586	+4.174	15:20:41.994
2	1:10.568	+2.156	15:21:52.562
3	1:08.412		15:23:00.974
4	1:08.874	+0.462	15:24:09.848
(53) Tom Barrett			
1	1:07.421	+2.256	15:20:36.952
2	1:05.165		15:21:42.117

Lap	Lap Tm	Diff	Time of Day
-----	--------	------	-------------

Timekeeper:

Race Director

Weather / Track: Raining / Wet

Results @ www.sportstimingservices.com

Printed: 04/03/2012 15:29:36





Thundersport GB Rounds 1 and 2

Sorted on Best Lap time

HEL Performance Streetfighters

Brands Hatch 1.199 Miles

Qualifying

03/03/2012 10:04

Practice started at 10:04:03

Pos	No.	Name	Bike	CC	Best Tm	Best Speed	Gap	Diff	In Lap	2nd Best
1	14	Brad Davey	Aprilia	550 C	57.053	75.656			14	57.782
2	35	Tony Hughes	KTM	660 C	57.241	75.407	0.188	0.188	6	57.657
3	52	Sean Goldsmith	MV Augusta	750 A	57.693	74.817	0.452	0.640	7	57.718
4	17	Ian Popplewell	Triumph	675 B	57.943	74.494	0.250	0.890	7	57.948
5	32	Adam Palfreman	Suzuki	650 B	58.313	74.021	0.370	1.260	7	59.196
6	115	Keith Warren	KTM	690 C	58.788	73.423	0.475	1.735	7	58.952
7	56	Steve Bradbury	Aprilia	1000 A	59.285	72.808	0.497	2.232	11	59.349
8	22	Tim Daisley	Triumph	675 A	59.453	72.602	0.168	2.400	12	59.919
9	6	Garry Coombes	Triumph	675 B	59.618	72.401	0.165	2.565	13	1:00.853
10	79	Tim Metcalfe	Suzuki	600 B	1:00.468	71.383	0.850	3.415	7	1:00.871
11	5	Mick Everitt	KTM	660 C	1:01.063	70.688	0.595	4.010	7	1:02.133
12	15	Rob Chisholm	Kawasaki	600 B	1:01.156	70.580	0.093	4.103	4	1:01.349
13	177	Gary Paul	Honda	500 C	1:01.586	70.087	0.430	4.533	13	1:01.668
14	28	Nick Wright	Triumph	675 B	1:01.792	69.854	0.206	4.739	6	1:02.140
15	98	Rob Pragnell	Suzuki	600 B	1:01.809	69.834	0.017	4.756	6	1:02.208
16	88	Andrew Driver	MZ	690 C	1:02.836	68.693	1.027	5.783	2	1:03.060
17	54	Brent Millage	Yamaha	600 A	1:08.937	62.614	6.101	11.884	2	1:09.993
18	39	Al Brown	Yamaha	600 B	1:09.557	62.056	0.620	12.504	6	1:09.880
19	73	Kes Bradley	Kawasaki	650 B	1:10.649	61.096	1.092	13.596	9	1:12.611

Timekeeper:

Race Director

Weather / Track: Overcast / Damp Patches

Results @ www.sportstimservices.com

Printed: 03/03/2012 10:27:05






Thundersport GB Rounds 1 and 2

HEL Performance Streetfighters
 Race 8 & 16 - Starting Grid Saturday
 Race

Brands Hatch 1.199 Miles
 03/03/2012



POLE POSITION

	1	2	3	4
1	14	35	52	17
2	32	115	56	22
3	6	79	5	15
4	177	28	98	88
5	54	39	73	

Timekeeper:
 Race Director
 Weather / Track:
 Results @ www.sportstimeservices.com
 Printed: 03/03/2012 10:31:58





Thundersport GB Rounds 1 and 2

Sorted on Laps

HEL Performance Streetfighters

Brands Hatch 1.199 Miles

Race 8

03/03/2012 14:33

Race started at 14:33:41

Pos	No.	Name	Bike	CC	Laps	Total Tm	Diff	Gap	Best Tm	Best Speed	Avg. Speed	Start Pos
1	17	Ian Popplewell	Triumph	675 B	12	11:17.695			54.722	78.879	76.431	0
2	35	Tony Hughes	KTM	660 C	12	11:17.876	0.181	0.181	55.046	78.414	76.410	0
3	52	Sean Goldsmith	MV August	750 A	12	11:18.080	0.385	0.204	54.864	78.675	76.387	0
4	22	Tim Daisley	Triumph	675 A	12	11:20.982	3.287	2.902	54.924	78.589	76.062	0
5	32	Adam Palfreman	Suzuki	650 B	12	11:21.074	3.379	0.092	55.286	78.074	76.052	0
6	14	Brad Davey	Aprilia	550 C	12	11:21.433	3.738	0.359	54.889	78.639	76.012	0
7	56	Steve Bradbury	Aprilia	1000 A	12	11:26.417	8.722	4.984	55.590	77.647	75.460	0
8	115	Keith Warren	KTM	690 C	12	11:43.060	25.365	16.643	57.470	75.107	73.673	0
9	15	Rob Chisholm	Kawasaki	600 B	12	11:58.035	40.340	14.975	57.085	75.614	72.137	0
10	6	Garry Coombes	Triumph	675 B	12	12:02.651	44.956	4.616	58.233	74.123	71.676	0
11	79	Tim Metcalfe	Suzuki	600 B	12	12:03.435	45.740	0.784	58.226	74.132	71.598	0
12	98	Rob Pragnell	Suzuki	600 B	12	12:12.388	54.693	8.953	59.072	73.070	70.723	0
A	13	Brent Millage	Yamaha	600 A	12	12:12.436	54.741	0.048	59.263	72.835	70.718	0
C	14	Nick Wright	Triumph	675 B	12	12:12.502	54.807	0.066	59.096	73.040	70.712	0
B	15	177 Gary Paul	Honda	500 C	11	11:42.405	1 Lap	1 Lap	1:00.251	71.640	67.597	0
B	16	88 Andrew Driver	MZ	690 C	11	11:56.955	1 Lap	14.550	1:00.147	71.764	66.225	0
	17	39 Al Brown	Yamaha	600 B	10	11:26.807	2 Laps	1 Lap	1:07.334	64.104	62.847	0
Not classified												
DNF	73	Kes Bradley	Kawasaki	650 B	8	8:58.876	DNF		1:04.905	66.503	64.080	0
DNF	5	Mick Everitt	KTM	660 C		3.472	DNF		-	-	-	0

Margin of Victory	Avg. Speed	Best Lap Tm	Best Speed	Best Lap by
0.181	76.431	54.722	78.879	17 - Ian Popplewell

Timekeeper:

Race Director

Weather / Track: Bright / Damp

Results @ www.sportstimingsservices.com





Thundersport GB Rounds 1 and 2

Lapchart

HEL Performance Streetfighters

Brands Hatch 1.199 Miles

Race 8

03/03/2012 14:33

Race started at 14:33:41

Competitors

Laps

	0	1	2	3	4	5	6	7	8	9	10	11	12
Tony Hughes (35)	1	35	35	35	52	52	52	52	52	52	52	35	17
Brad Davey (14)	2	14	52	52	35	17	17	32	35	32	35	17	17
Sean Goldsmith (52)	3	52	32	32	17	35	35	35	32	35	17	35	52
Ian Popplewell (17)	4	17	17	17	32	32	17	17	17	17	32	32	22
Adam Palfreman (32)	5	32	14	14	14	14	14	22	14	14	14	14	32
Keith Warren (115)	6	115	56	56	56	56	22	14	22	22	22	22	14
Steve Bradbury (56)	7	56	22	22	22	22	56	56	56	56	56	56	56
Garry Coombes (6)	8	6	115	115	115	115	115	115	115	115	115	115	115
Tim Metcalfe (79)	9	79	79	79	79	79	6	15	6	15	15	15	15
Tim Daisley (22)	10	22	6	6	6	6	15	6	15	6	6	6	6
Mick Everitt (5)	11	5	88	88	15	15	79	79	79	79	79	79	79
Rob Chisholm (15)	12	15	177	177	177	88	98	98	98	98	98	98	98
Gary Paul (177)	13	177	98	15	88	98	54	54	54	54	28	28	54
Andrew Driver (88)	14	88	54	98	98	177	28	28	28	28	54	54	28
Rob Pragnell (98)	15	98	15	54	54	54	177	177	177	177	177	177	177
Nick Wright (28)	16	28	28	28	28	28	88	88	88	88	88	88	88
Brent Millage (54)	17	54	39	39	73	73	73	73	73	73	39	39	
Al Brown (39)	18	39	73	73	39	39	39	39	39	39			
Kes Bradley (73)	19	73											

Timekeeper:

Race Director

Weather / Track: Bright / Dry

Results @ www.sportstimeservices.com

Printed: 03/03/2012 15:01:55





Thundersport GB Rounds 1 and 2

HEL Performance Streetfighters

Brands Hatch 1.199 Miles

Race 8

03/03/2012 14:33

Race started at 14:33:41

Lap	Lap Tm	Diff	Time of Day
(17) Ian Popplewell			
1	1:00.566	+5.844	14:34:44.835
2	56.654	+1.932	14:35:41.489
3	55.727	+1.005	14:36:37.216
4	55.972	+1.250	14:37:33.188
5	55.953	+1.231	14:38:29.141
6	57.175	+2.453	14:39:26.316
7	57.643	+2.921	14:40:23.959
8	54.921	+0.199	14:41:18.880
9	55.473	+0.751	14:42:14.353
10	54.722		14:43:09.075
11	55.240	+0.518	14:44:04.315
12	54.914	+0.192	14:44:59.229

(35) Tony Hughes			
1	59.836	+4.790	14:34:43.636
2	56.975	+1.929	14:35:40.611
3	56.572	+1.526	14:36:37.183
4	56.647	+1.601	14:37:33.830
5	55.923	+0.877	14:38:29.753
6	56.394	+1.348	14:39:26.147
7	56.329	+1.283	14:40:22.476
8	56.228	+1.182	14:41:18.704
9	55.221	+0.175	14:42:13.925
10	55.210	+0.164	14:43:09.135
11	55.046		14:44:04.181
12	55.229	+0.183	14:44:59.410

(52) Sean Goldsmith			
1	1:00.130	+5.266	14:34:44.040
2	56.879	+2.015	14:35:40.919
3	56.061	+1.197	14:36:36.980
4	56.007	+1.143	14:37:32.987
5	56.010	+1.146	14:38:28.997
6	56.834	+1.970	14:39:25.831
7	56.484	+1.620	14:40:22.315
8	55.233	+0.369	14:41:17.548
9	55.131	+0.267	14:42:12.679
10	55.949	+1.085	14:43:08.628
11	56.122	+1.258	14:44:04.750
12	54.864		14:44:59.614

(22) Tim Daisley			
1	1:01.775	+6.851	14:34:46.779
2	56.700	+1.776	14:35:43.479
3	55.864	+0.940	14:36:39.343
4	56.491	+1.567	14:37:35.834
5	55.285	+0.361	14:38:31.119
6	55.357	+0.433	14:39:26.476
7	57.807	+2.883	14:40:24.283
8	56.745	+1.821	14:41:21.028
9	55.777	+0.853	14:42:16.805
10	55.191	+0.267	14:43:11.996
11	55.596	+0.672	14:44:07.592
12	54.924		14:45:02.516

(32) Adam Palfreman			
1	59.899	+4.613	14:34:44.345
2	57.078	+1.792	14:35:41.423
3	56.592	+1.306	14:36:38.015

4	56.084	+0.798	14:37:34.099
5	55.772	+0.486	14:38:29.871
6	56.189	+0.903	14:39:26.060
7	56.714	+1.428	14:40:22.774
8	55.459	+0.173	14:41:18.233
9	56.139	+0.853	14:42:14.372
10	55.638	+0.352	14:43:10.010
11	55.286		14:44:05.296
12	57.312	+2.026	14:45:02.608

(14) Brad Davey			
1	1:01.329	+6.440	14:34:45.159
2	57.649	+2.760	14:35:42.808
3	56.231	+1.342	14:36:39.039
4	56.319	+1.430	14:37:35.358
5	55.528	+0.639	14:38:30.886
6	56.198	+1.309	14:39:27.084
7	57.158	+2.269	14:40:24.242
8	55.928	+1.039	14:41:20.170
9	55.515	+0.626	14:42:15.685
10	55.425	+0.536	14:43:11.110
11	54.889		14:44:05.999
12	56.968	+2.079	14:45:02.967

(56) Steve Bradbury			
1	1:00.818	+5.228	14:34:45.619
2	57.356	+1.766	14:35:42.975
3	56.287	+0.697	14:36:39.262
4	56.491	+0.901	14:37:35.753
5	56.573	+0.983	14:38:32.326
6	56.135	+0.545	14:39:28.461
7	56.682	+1.092	14:40:25.143
8	58.231	+2.641	14:41:23.374
9	55.970	+0.380	14:42:19.344
10	55.590		14:43:14.934
11	56.236	+0.646	14:44:11.170
12	56.781	+1.191	14:45:07.951

(115) Keith Warren			
1	1:02.471	+5.001	14:34:46.976
2	58.661	+1.191	14:35:45.637
3	57.745	+0.275	14:36:43.382
4	57.550	+0.080	14:37:40.932
5	57.763	+0.293	14:38:38.695
6	57.470		14:39:36.165
7	57.892	+0.422	14:40:34.057
8	58.447	+0.977	14:41:32.504
9	57.692	+0.222	14:42:30.196
10	57.591	+0.121	14:43:27.787
11	58.547	+1.077	14:44:26.334
12	58.260	+0.790	14:45:24.594

(15) Rob Chisholm			
1	1:06.519	+9.434	14:34:51.672
2	1:00.024	+2.939	14:35:51.696
3	58.568	+1.483	14:36:50.264
4	1:00.667	+3.582	14:37:50.931
5	59.778	+2.693	14:38:50.709
6	58.072	+0.987	14:39:48.781
7	1:01.280	+4.195	14:40:50.061
8	58.208	+1.123	14:41:48.269

9	58.355	+1.270	14:42:46.624
10	57.474	+0.389	14:43:44.098
11	58.386	+1.301	14:44:42.484
12	57.085		14:45:39.569

(6) Garry Coombes			
1	1:05.104	+6.871	14:34:49.985
2	1:00.073	+1.840	14:35:50.058
3	1:00.134	+1.901	14:36:50.192
4	1:00.450	+2.217	14:37:50.642
5	59.978	+1.745	14:38:50.620
6	59.305	+1.072	14:39:49.925
7	59.002	+0.769	14:40:48.927
8	59.654	+1.421	14:41:48.581
9	59.373	+1.140	14:42:47.954
10	59.594	+1.361	14:43:47.548
11	58.233		14:44:45.781
12	58.404	+0.171	14:45:44.185

(79) Tim Metcalfe			
1	1:03.968	+5.742	14:34:48.921
2	59.982	+1.756	14:35:48.903
3	1:00.908	+2.682	14:36:49.811
4	1:00.573	+2.347	14:37:50.384
5	1:01.344	+3.118	14:38:51.728
6	58.871	+0.645	14:39:50.599
7	59.715	+1.489	14:40:50.314
8	58.847	+0.621	14:41:49.161
9	1:00.323	+2.097	14:42:49.484
10	58.767	+0.541	14:43:48.251
11	58.226		14:44:46.477
12	58.492	+0.266	14:45:44.969

(98) Rob Pragnell			
1	1:05.752	+6.680	14:34:51.193
2	1:00.705	+1.633	14:35:51.898
3	1:00.826	+1.754	14:36:52.724
4	1:00.297	+1.225	14:37:53.021
5	59.814	+0.742	14:38:52.835
6	59.146	+0.074	14:39:51.981
7	59.348	+0.276	14:40:51.329
8	59.072		14:41:50.401
9	59.308	+0.236	14:42:49.709
10	1:00.014	+0.942	14:43:49.723
11	1:01.435	+2.363	14:44:51.158
12	1:02.764	+3.692	14:45:53.922

(54) Brent Millage			
1	1:05.523	+6.260	14:34:51.539
2	1:01.734	+2.471	14:35:53.273
3	1:00.911	+1.648	14:36:54.184
4	59.936	+0.673	14:37:54.120
5	59.820	+0.557	14:38:53.940
6	59.263		14:39:53.203
7	59.294	+0.031	14:40:52.497
8	1:00.507	+1.244	14:41:53.004
9	1:00.526	+1.263	14:42:53.530
10	1:00.704	+1.441	14:43:54.234
11	1:00.056	+0.793	14:44:54.290
12	59.680	+0.417	14:45:53.970

Timekeeper:

Race Director

Weather / Track: Bright / Dry

Results @ www.sportstimingservices.com

Printed: 03/03/2012 15:01:26





Thundersport GB Rounds 1 and 2

HEL Performance Streetfighters

Brands Hatch 1.199 Miles

Race 8

03/03/2012 14:33

Race started at 14:33:41

Lap	Lap Tm	Diff	Time of Day
(28) Nick Wright			
1	1:07.200	+8.104	14:34:52.749
2	1:01.608	+2.512	14:35:54.357
3	1:00.485	+1.389	14:36:54.842
4	59.934	+0.838	14:37:54.776
5	1:00.258	+1.162	14:38:55.034
6	59.096		14:39:54.130
7	59.800	+0.704	14:40:53.930
8	59.562	+0.466	14:41:53.492
9	59.918	+0.822	14:42:53.410
10	1:00.566	+1.470	14:43:53.976
11	1:00.176	+1.080	14:44:54.152
12	59.884	+0.788	14:45:54.036

(177) Gary Paul			
1	1:05.656	+5.405	14:34:50.863
2	1:00.791	+0.540	14:35:51.654
3	1:00.251		14:36:51.905
4	1:01.502	+1.251	14:37:53.407
5	1:04.343	+4.092	14:38:57.750
6	1:02.426	+2.175	14:40:00.176
7	1:03.460	+3.209	14:41:03.636
8	1:02.720	+2.469	14:42:06.356
9	1:05.094	+4.843	14:43:11.450
10	1:06.716	+6.465	14:44:18.166
11	1:05.773	+5.522	14:45:23.939

(88) Andrew Driver			
1	1:05.372	+5.225	14:34:50.755
2	1:00.891	+0.744	14:35:51.646
3	1:00.805	+0.658	14:36:52.451
4	1:00.147		14:37:52.598
5	1:06.766	+6.619	14:38:59.364
6	1:05.254	+5.107	14:40:04.618
7	1:05.285	+5.138	14:41:09.903
8	1:09.999	+9.852	14:42:19.902
9	1:07.182	+7.035	14:43:27.084
10	1:05.726	+5.579	14:44:32.810
11	1:05.679	+5.532	14:45:38.489

(39) Al Brown			
1	1:08.447	+1.113	14:34:54.723
2	1:07.474	+0.140	14:36:02.197
3	1:08.352	+1.018	14:37:10.549
4	1:08.326	+0.992	14:38:18.875
5	1:08.264	+0.930	14:39:27.139
6	1:07.707	+0.373	14:40:34.846
7	1:07.334		14:41:42.180
8	1:08.503	+1.169	14:42:50.683
9	1:08.685	+1.351	14:43:59.368
10	1:08.973	+1.639	14:45:08.341

(73) Kes Bradley			
1	1:10.041	+5.136	14:34:56.343
2	1:06.158	+1.253	14:36:02.501
3	1:07.608	+2.703	14:37:10.109
4	1:06.276	+1.371	14:38:16.385
5	1:06.244	+1.339	14:39:22.629
6	1:07.016	+2.111	14:40:29.645
7	1:05.860	+0.955	14:41:35.505
8	1:04.905		14:42:40.410

Timekeeper:

Race Director

Weather / Track: Bright / Dry

Results @ www.sportstimingservices.com





Thundersport GB Rounds 1 and 2

Sorted on Laps

HEL Performance Streetfighters

Brands Hatch 1.199 Miles

Race 16

03/03/2012 16:49

Race started at 16:49:33

Pos	No.	Name	Bike	CC	Laps	Total Tm	Diff	Gap	Best Tm	Best Speed	Avg. Speed	Start Pos	
1	52	Sean Goldsmith	MV August	750 A	12	10:52.523			53.204	81.129	79.379	0	
2	35	Tony Hughes	KTM	660 C	12	10:57.104	4.581	4.581	53.105	81.280	78.826	0	
3	17	Ian Popplewell	Triumph	675 B	12	10:57.842	5.319	0.738	53.034	81.389	78.737	0	
4	22	Tim Daisley	Triumph	675 A	12	11:04.466	11.943	6.624	54.126	79.747	77.952	0	
5	14	Brad Davey	Aprilia	550 C	12	11:06.973	14.450	2.507	54.504	79.194	77.659	0	
6	56	Steve Bradbury	Aprilia	1000 A	12	11:19.107	26.584	12.134	54.905	78.616	76.272	0	
7	115	Keith Warren	KTM	690 C	12	11:22.940	30.417	3.833	55.761	77.409	75.844	0	
8	5	Mick Everitt	KTM	660 C	12	11:32.588	40.065	9.648	56.531	76.355	74.787	0	
9	15	Rob Chisholm	Kawasaki	600 A	12	11:35.805	43.282	3.217	56.439	76.479	74.442	0	
10	54	Brent Millage	Yamaha	600 A	12	11:40.959	48.436	5.154	56.622	76.232	73.894	0	
11	79	Tim Metcalfe	Suzuki	600 B	12	11:41.097	48.574	0.138	56.665	76.174	73.880	0	
12	98	Rob Pragnell	Suzuki	600 B	12	11:41.838	49.315	0.741	56.723	76.096	73.802	0	
A	13	6	Garry Coombes	Triumph	675 A	12	11:44.199	51.676	2.361	56.359	76.588	73.554	0
	14	88	Andrew Driver	MZ	690 C	11	11:00.969	1 Lap	1 Lap	58.532	73.744	71.834	0
	15	28	Nick Wright	Triumph	675 B	11	11:03.541	1 Lap	2.572	58.851	73.345	71.556	0
B/C	16	177	Gary Paul	Honda	500 C	11	11:06.946	1 Lap	3.405	59.267	72.830	71.191	0
	17	39	Al Brown	Yamaha	600 B	10	11:09.469	2 Laps	1 Lap	1:04.312	67.117	64.475	0
	18	73	Kes Bradley	Kawasaki	650 B	10	11:19.978	2 Laps	10.509	1:05.325	66.076	63.478	0
DNF		32	Adam Palfreman	Suzuki	650 B	9	8:16.430	DNF	1 Lap	53.834	80.180	78.254	0

Margin of Victory	Avg. Speed	Best Lap Tm	Best Speed	Best Lap by
4.581	79.379	53.034	81.389	17 - Ian Popplewell

Timekeeper:

Race Director

Weather / Track: Bright / Dry

Results @ www.sportstimeservices.com





Thundersport GB Rounds 1 and 2

Lapchart

HEL Performance Streetfighters

Brands Hatch 1.199 Miles

Race 16

03/03/2012 16:49

Race started at 16:49:33

Competitors

Laps

	0	1	2	3	4	5	6	7	8	9	10	11	12
Brad Davey (14)	14	52	52	52	52	52	52	52	52	52	52	52	52
Tony Hughes (35)	35	14	32	32	32	32	32	32	32	35	35	35	35
Sean Goldsmith (52)	52	32	14	14	14	14	17	35	35	17	17	17	17
Ian Popplewell (17)	17	35	17	17	17	17	35	17	17	32	22	22	22
Adam Palfreman (32)	32	17	35	35	35	35	14	14	14	22	14	14	14
Keith Warren (115)	115	22	22	22	22	22	22	22	22	14	56	56	56
Steve Bradbury (56)	56	115	56	56	56	56	56	56	56	56	115	115	115
Mick Everitt (5)	5	56	115	115	115	115	115	115	115	115	5	5	5
Garry Coombes (6)	6	5	5	5	15	15	5	5	5	5	15	15	15
Gary Paul (177)	177	15	15	15	5	5	15	15	15	15	54	54	54
Tim Daisley (22)	22	6	79	79	79	79	54	54	54	54	79	79	79
Tim Metcalfe (79)	79	79	54	54	54	54	79	79	79	79	98	98	98
Rob Chisholm (15)	15	88	6	98	98	98	98	98	98	98	6	6	6
Nick Wright (28)	28	177	88	6	6	6	6	6	6	6	88	88	
Andrew Driver (88)	88	98	98	88	88	177	88	88	88	88	28	28	
Brent Millage (54)	54	54	177	177	177	88	177	177	177	28	177	177	
Al Brown (39)	39	28	28	28	28	28	28	28	28	177	39		
Rob Pragnell (98)	98	39	39	39	39	39	39	39	39	39	73		
Kes Bradley (73)	73	73	73	73	73	73	73	73	73	73			

Timekeeper:

Race Director

Weather / Track: Bright / Dry

Results @ www.sportstimeservices.com

Printed: 03/03/2012 17:06:06





Thundersport GB Rounds 1 and 2

HEL Performance Streetfighters

Brands Hatch 1.199 Miles

Race 16

03/03/2012 16:49

Race started at 16:49:33

Lap	Lap Tm	Diff	Time of Day
(52) Sean Goldsmith			
1	57.679	+4.475	16:50:34.285
2	54.683	+1.479	16:51:28.968
3	54.159	+0.955	16:52:23.127
4	54.198	+0.994	16:53:17.325
5	54.000	+0.796	16:54:11.325
6	53.751	+0.547	16:55:05.076
7	53.363	+0.159	16:55:58.439
8	53.204		16:56:51.643
9	53.319	+0.115	16:57:44.962
10	53.675	+0.471	16:58:38.637
11	54.037	+0.833	16:59:32.674
12	53.304	+0.100	17:00:25.978

(35) Tony Hughes			
1	58.521	+5.416	16:50:35.029
2	55.718	+2.613	16:51:30.747
3	54.390	+1.285	16:52:25.137
4	54.625	+1.520	16:53:19.762
5	54.750	+1.645	16:54:14.512
6	54.636	+1.531	16:55:09.148
7	53.904	+0.799	16:56:03.052
8	53.113	+0.008	16:56:56.165
9	53.105		16:57:49.270
10	53.221	+0.116	16:58:42.491
11	54.190	+1.085	16:59:36.681
12	53.878	+0.773	17:00:30.559

(17) Ian Poplewell			
1	58.261	+5.227	16:50:35.082
2	55.157	+2.123	16:51:30.239
3	54.822	+1.788	16:52:25.061
4	54.621	+1.587	16:53:19.682
5	54.726	+1.692	16:54:14.408
6	54.628	+1.594	16:55:09.036
7	54.371	+1.337	16:56:03.407
8	53.176	+0.142	16:56:56.583
9	53.034		16:57:49.617
10	53.141	+0.107	16:58:42.758
11	54.503	+1.469	16:59:37.261
12	54.036	+1.002	17:00:31.297

(22) Tim Daisley			
1	58.502	+4.376	16:50:36.132
2	54.742	+0.616	16:51:30.874
3	54.847	+0.721	16:52:25.721
4	55.207	+1.081	16:53:20.928
5	54.652	+0.526	16:54:15.580
6	54.126		16:55:09.706
7	54.897	+0.771	16:56:04.603
8	54.721	+0.595	16:56:59.324
9	54.351	+0.225	16:57:53.675
10	54.553	+0.427	16:58:48.228
11	54.691	+0.565	16:59:42.919
12	55.002	+0.876	17:00:37.921

(14) Brad Davey			
1	58.046	+3.542	16:50:34.446
2	55.649	+1.145	16:51:30.095
3	54.956	+0.452	16:52:25.051

4	54.611	+0.107	16:53:19.662
5	54.650	+0.146	16:54:14.312
6	54.899	+0.395	16:55:09.211
7	55.316	+0.812	16:56:04.527
8	54.504		16:56:59.031
9	54.786	+0.282	16:57:53.817
10	55.586	+1.082	16:58:49.403
11	55.620	+1.116	16:59:45.023
12	55.405	+0.901	17:00:40.428

(56) Steve Bradbury			
1	59.246	+4.341	16:50:36.592
2	56.112	+1.207	16:51:32.704
3	54.905		16:52:27.609
4	56.244	+1.339	16:53:23.853
5	55.782	+0.877	16:54:19.635
6	56.669	+1.764	16:55:16.304
7	56.390	+1.485	16:56:12.694
8	56.288	+1.383	16:57:08.982
9	55.978	+1.073	16:58:04.960
10	55.897	+0.992	16:59:00.857
11	56.128	+1.223	16:59:56.985
12	55.577	+0.672	17:00:52.562

(115) Keith Warren			
1	59.338	+3.577	16:50:36.491
2	56.237	+0.476	16:51:32.728
3	56.315	+0.554	16:52:29.043
4	56.309	+0.548	16:53:25.352
5	55.761		16:54:21.113
6	56.458	+0.697	16:55:17.571
7	56.560	+0.799	16:56:14.131
8	56.241	+0.480	16:57:10.372
9	56.361	+0.600	16:58:06.733
10	55.983	+0.222	16:59:02.716
11	56.962	+1.201	16:59:59.678
12	56.717	+0.956	17:00:56.395

(5) Mick Everitt			
1	1:02.343	+5.812	16:50:39.823
2	57.617	+1.086	16:51:37.440
3	57.153	+0.622	16:52:34.593
4	56.781	+0.250	16:53:31.374
5	56.828	+0.297	16:54:28.202
6	56.531		16:55:24.733
7	57.045	+0.514	16:56:21.778
8	56.750	+0.219	16:57:18.528
9	56.803	+0.272	16:58:15.331
10	56.970	+0.439	16:59:12.301
11	56.838	+0.307	17:00:09.139
12	56.904	+0.373	17:01:06.043

(15) Rob Chisholm			
1	1:02.270	+5.831	16:50:40.078
2	57.606	+1.167	16:51:37.684
3	57.051	+0.612	16:52:34.735
4	56.610	+0.171	16:53:31.345
5	56.439		16:54:27.784
6	57.143	+0.704	16:55:24.927
7	57.288	+0.849	16:56:22.215
8	56.983	+0.544	16:57:19.198

9	58.032	+1.593	16:58:17.230
10	57.509	+1.070	16:59:14.739
11	57.541	+1.102	17:00:12.280
12	56.980	+0.541	17:01:09.260

(54) Brent Millage			
1	1:02.661	+6.039	16:50:41.030
2	58.040	+1.418	16:51:39.070
3	58.397	+1.775	16:52:37.467
4	58.072	+1.450	16:53:35.539
5	57.384	+0.762	16:54:32.923
6	57.562	+0.940	16:55:30.485
7	57.428	+0.806	16:56:27.913
8	58.554	+1.932	16:57:26.467
9	57.241	+0.619	16:58:23.708
10	56.855	+0.233	16:59:20.563
11	57.229	+0.607	17:00:17.792
12	56.622		17:01:14.414

(79) Tim Metcalfe			
1	1:02.612	+5.947	16:50:40.303
2	57.713	+1.048	16:51:38.016
3	57.877	+1.212	16:52:35.893
4	57.719	+1.054	16:53:33.612
5	57.821	+1.156	16:54:31.433
6	59.401	+2.736	16:55:30.834
7	57.289	+0.624	16:56:28.123
8	58.404	+1.739	16:57:26.527
9	57.450	+0.785	16:58:23.977
10	56.665		16:59:20.642
11	57.220	+0.555	17:00:17.862
12	56.690	+0.025	17:01:14.552

(98) Rob Pragnell			
1	1:02.360	+5.637	16:50:41.008
2	59.882	+3.159	16:51:40.890
3	57.637	+0.914	16:52:38.527
4	57.142	+0.419	16:53:35.669
5	57.691	+0.968	16:54:33.360
6	57.791	+1.068	16:55:31.151
7	57.334	+0.611	16:56:28.485
8	58.545	+1.822	16:57:27.030
9	57.465	+0.742	16:58:24.495
10	57.246	+0.523	16:59:21.741
11	56.723		17:00:18.464
12	56.829	+0.106	17:01:15.293

(6) Garry Coombes			
1	1:02.704	+6.345	16:50:40.212
2	59.492	+3.133	16:51:39.704
3	59.779	+3.420	16:52:39.483
4	58.867	+2.508	16:53:38.350
5	57.677	+1.318	16:54:36.027
6	57.257	+0.898	16:55:33.284
7	57.916	+1.557	16:56:31.200
8	57.796	+1.437	16:57:28.996
9	57.886	+1.527	16:58:26.882
10	57.187	+0.828	16:59:24.069
11	57.226	+0.867	17:00:21.295
12	56.359		17:01:17.654

Timekeeper:

Race Director

Weather / Track: Bright / Dry

Results @ www.sportstimingservices.com





Thundersport GB Rounds 1 and 2

HEL Performance Streetfighters

Brands Hatch 1.199 Miles

Race 16

03/03/2012 16:49

Race started at 16:49:33

Lap	Lap Tm	Diff	Time of Day
(88) Andrew Driver			
1	1:02.531	+3.999	16:50:40.830
2	59.711	+1.179	16:51:40.541
3	59.633	+1.101	16:52:40.174
4	59.150	+0.618	16:53:39.324
5	1:00.712	+2.180	16:54:40.036
6	58.895	+0.363	16:55:38.931
7	59.116	+0.584	16:56:38.047
8	58.532		16:57:36.579
9	58.985	+0.453	16:58:35.564
10	59.777	+1.245	16:59:35.341
11	59.083	+0.551	17:00:34.424

Lap	Lap Tm	Diff	Time of Day
(28) Nick Wright			
1	1:04.656	+5.805	16:50:42.563
2	1:00.568	+1.717	16:51:43.131
3	59.499	+0.648	16:52:42.630
4	58.934	+0.083	16:53:41.564
5	59.132	+0.281	16:54:40.696
6	59.322	+0.471	16:55:40.018
7	59.481	+0.630	16:56:39.499
8	59.135	+0.284	16:57:38.634
9	1:00.306	+1.455	16:58:38.940
10	58.851		16:59:37.791
11	59.205	+0.354	17:00:36.996

Lap	Lap Tm	Diff	Time of Day
(177) Gary Paul			
1	1:03.260	+3.993	16:50:40.867
2	1:00.276	+1.009	16:51:41.143
3	59.385	+0.118	16:52:40.528
4	59.369	+0.102	16:53:39.897
5	59.267		16:54:39.164
6	1:00.288	+1.021	16:55:39.452
7	59.438	+0.171	16:56:38.890
8	59.634	+0.367	16:57:38.524
9	1:00.515	+1.248	16:58:39.039
10	1:00.583	+1.316	16:59:39.622
11	1:00.779	+1.512	17:00:40.401

Lap	Lap Tm	Diff	Time of Day
(39) Al Brown			
1	1:06.988	+2.676	16:50:45.560
2	1:04.312		16:51:49.872
3	1:05.063	+0.751	16:52:54.935
4	1:06.141	+1.829	16:54:01.076
5	1:06.455	+2.143	16:55:07.531
6	1:07.252	+2.940	16:56:14.783
7	1:06.922	+2.610	16:57:21.705
8	1:07.189	+2.877	16:58:28.894
9	1:07.302	+2.990	16:59:36.196
10	1:06.728	+2.416	17:00:42.924

Lap	Lap Tm	Diff	Time of Day
(73) Kes Bradley			
1	1:10.690	+5.365	16:50:50.064
2	1:07.967	+2.642	16:51:58.031
3	1:05.392	+0.067	16:53:03.423
4	1:06.891	+1.566	16:54:10.314
5	1:09.071	+3.746	16:55:19.385
6	1:08.172	+2.847	16:56:27.557
7	1:07.483	+2.158	16:57:35.040
8	1:06.788	+1.463	16:58:41.828
9	1:06.280	+0.955	16:59:48.108

Lap	Lap Tm	Diff	Time of Day
(32) Adam Palfreman			
10	1:05.325		17:00:53.433
1	57.667	+3.833	16:50:34.663
2	55.217	+1.383	16:51:29.880
3	54.154	+0.320	16:52:24.034
4	54.043	+0.209	16:53:18.077
5	53.834		16:54:11.911
6	54.062	+0.228	16:55:05.973
7	53.868	+0.034	16:55:59.841
8	53.864	+0.030	16:56:53.705
9	56.180	+2.346	16:57:49.885

Lap	Lap Tm	Diff	Time of Day
-----	--------	------	-------------

Timekeeper:

Race Director

Weather / Track: Bright / Dry

Results @ www.sportstimingservices.com

Printed: 03/03/2012 17:06:56





Thundersport GB Rounds 1 and 2

HEL Performance Streetfighters
 Race 8 & 17 - Starting Grid Sunday
 Race

Brands Hatch 1.199 Miles
 04/03/2012



POLE POSITION

1	1 17 Ian Popplewell 53.034	2 35 Tony Hughes 53.105	3 52 Sean Goldsmith 53.204	4 32 Adam Palfreman 53.834
2	5 22 Tim Daisley 54.126	6 14 Brad Davey 54.504	7 56 Steve Bradbury 54.905	8 115 Keith Warren 55.761
3	9 6 Garry Coombes 56.359	10 15 Rob Chisholm 56.439	11 5 Mick Everitt 56.531	12 54 Brent Millage 56.622
4	13 79 Tim Metcalfe 56.665	14 98 Rob Pragnell 56.723	15 88 Andrew Driver 58.532	16 28 Nick Wright 58.851
5	17 177 Gary Paul 59.267	18 39 Al Brown 1:04.312	19 73 Kes Bradley 1:04.905	

Timekeeper:
 Race Director
 Weather / Track:
 Results @ www.sportstimeservices.com





Thundersport GB Rounds 1 and 2

Sorted on Best Lap time

Streetfighters

Brands Hatch 1.199 Miles

Warmup

04/03/2012 10:54

Practice started at 10:54:59

Pos	No.	Name	Bike	CC	Best Tm	Best Speed	Gap	Diff	In Lap	2nd Best
1	115	Keith Warren	KTM	690 C	1:02.630	68.919			5	1:04.515
2	35	Tony Hughes	KTM	660 C	1:04.031	67.411	1.401	1.401	5	1:04.947
3	52	Sean Goldsmith	MV Augusta	750 A	1:04.040	67.402	0.009	1.410	5	1:05.064
4	56	Steve Bradbury	Aprilia	1000 A	1:05.353	66.047	1.313	2.723	8	1:05.704
5	22	Tim Daisley	Triumph	675 A	1:06.647	64.765	1.294	4.017	1	
6	28	Nick Wright	Triumph	675 B	1:06.941	64.481	0.294	4.311	7	1:07.349
7	79	Tim Metcalfe	Suzuki	600 B	1:08.932	62.618	1.991	6.302	8	1:09.280
8	88	Andrew Driver	MZ	690 C	1:12.177	59.803	3.245	9.547	3	1:12.426
9	15	Rob Chisholm	Kawasaki	600 A	1:12.851	59.250	0.674	10.221	1	
10	54	Brent Millage	Yamaha	600 A	1:13.270	58.911	0.419	10.640	3	1:15.666
11	73	Kes Bradley	Kawasaki	650 B	1:15.266	57.349	1.996	12.636	7	1:16.386
12	39	Al Brown	Yamaha	600 B	1:16.163	56.673	0.897	13.533	5	1:16.352

Timekeeper:

Race Director

Weather / Track: Raining / Wet

Results @ www.sportstimeservices.com

Printed: 04/03/2012 11:06:19





Thundersport GB Rounds 1 and 2

Sorted on Laps

HEL Performance Streetfighters

Brands Hatch 1.199 Miles

Race 8

04/03/2012 14:06

Race started at 14:06:53

Pos	No.	Name	Bike	CC	Laps	Total Tm	Diff	Gap	Best Tm	Best Speed	Avg. Speed	Start Pos
1	64	Adam Palfreman	Suzuki	650 B	12	12:09.961			59.637	72.378	70.958	4
2	115	Keith Warren	KTM	690 C	12	12:30.860	20.899	20.899	1:01.019	70.739	68.983	8
3	52	Sean Goldsmith	MV August	750 A	12	12:45.271	35.310	14.411	1:02.378	69.197	67.684	3
4	56	Steve Bradbury	Aprilia	1000 A	12	12:46.771	36.810	1.500	1:02.731	68.808	67.552	7
5	6	Garry Coombes	Triumph	675 A	12	12:49.248	39.287	2.477	1:02.544	69.014	67.334	9
6	5	Mick Everitt	KTM	660 C	12	12:50.063	40.102	0.815	1:01.552	70.126	67.263	11
7	14	Brad Davey	Aprilia	550 C	12	12:50.805	40.844	0.742	1:03.181	68.318	67.198	6
8	15	Rob Chisholm	Kawasaki	600 A	12	12:57.506	47.545	6.701	1:03.611	67.856	66.619	10
9	28	Nick Wright	Triumph	675 B	12	13:05.419	55.458	7.913	1:04.204	67.229	65.948	16
B	10	54 Brent Millage	Yamaha	600 A	11	12:21.807	1 Lap	1 Lap	1:04.941	66.466	64.006	12
	11	79 Tim Metcalfe	Suzuki	600 B	11	12:27.252	1 Lap	5.445	1:06.762	64.654	63.540	13
	12	88 Andrew Driver	MZ	690 C	11	12:28.342	1 Lap	1.090	1:05.847	65.552	63.447	15
	13	98 Rob Pragnell	Suzuki	600 B	11	13:05.187	1 Lap	36.845	1:10.272	61.424	60.470	14
	14	39 Al Brown	Yamaha	600 B	10	12:41.771	2 Laps	1 Lap	1:13.531	58.702	56.663	18
A C	15	73 Kes Bradley	Kawasaki	650 B	10	12:41.888	2 Laps	0.117	1:13.918	58.394	56.654	19
not classified												
DNF	22	Tim Daisley	Triumph	675 A	6	6:13.728	DNF		1:01.030	70.726	69.297	5
DNF	177	Gary Paul	Honda	500 C	2	2:15.019	DNF		1:05.722	65.677	63.938	17

Announcements

*** No Transponder No 88 - Fit working transponder or you will not be shown in further results***

Margin of Victory	Avg. Speed	Best Lap Tm	Best Speed	Best Lap by
20.899	70.958	59.637	72.378	64 - Adam Palfreman

Timekeeper:

Race Director

Weather / Track: Raining / Wet

Results @ www.sportstimingsservices.com





Thundersport GB Rounds 1 and 2

Lapchart

HEL Performance Streetfighters

Brands Hatch 1.199 Miles

Race 8

04/03/2012 14:06

Race started at 14:06:53

Competitors

Laps

	0	1	2	3	4	5	6	7	8	9	10	11	12
Kes Bradley (73)	1	73	64	64	64	64	64	64	64	64	64	64	64
Al Brown (39)	2	39	14	22	22	22	22	115	115	115	115	115	115
Gary Paul (177)	3	177	52	14	115	115	115	14	14	14	52	52	52
Nick Wright (28)	4	28	22	115	14	14	14	52	52	52	56	56	56
Andrew Driver (88)	5	88	15	5	5	5	52	52	56	56	56	14	6
Rob Pragnell (98)	6	98	115	15	52	52	5	56	6	6	6	6	14
Tim Metcalfe (79)	7	79	5	52	15	15	56	5	5	5	5	5	14
Brent Millage (54)	8	54	56	56	56	56	15	6	15	15	15	15	15
Mick Everitt (5)	9	5	6	6	6	6	6	15	28	28	28	28	28
Rob Chisholm (15)	10	15	177	177	28	28	28	28	79	54	54	54	54
Garry Coombes (6)	11	6	28	28	88	88	79	79	54	79	79	79	79
Keith Warren (115)	12	115	79	79	79	79	88	88	88	88	88	88	88
Steve Bradbury (56)	13	56	88	88	54	54	54	54	98	98	98	98	98
Brad Davey (14)	14	14	54	54	98	98	98	98	39	73	73	39	
Tim Daisley (22)	15	22	98	98	39	39	39	39	73	39	39	73	
Adam Palfreman (64)	16	64	39	39	73	73	73	73					
Sean Goldsmith (52)	17	52	73	73									

Timekeeper:

Race Director

Weather / Track: Raining / Wet

Results @ www.sportstimeservices.com

Printed: 04/03/2012 14:24:59





Thundersport GB Rounds 1 and 2

HEL Performance Streetfighters

Brands Hatch 1.199 Miles

Race 8

04/03/2012 14:06

Race started at 14:06:53

Lap	Lap Tm	Diff	Time of Day
(64) Adam Palfreman			
1	1:01.169	+1.532	14:07:54.800
2	1:01.272	+1.635	14:08:56.072
3	1:01.477	+1.840	14:09:57.549
4	1:01.388	+1.751	14:10:58.937
5	1:01.120	+1.483	14:12:00.057
6	1:00.269	+0.632	14:13:00.326
7	1:00.904	+1.267	14:14:01.230
8	1:00.553	+0.916	14:15:01.783
9	1:00.538	+0.901	14:16:02.321
10	1:01.466	+1.819	14:17:03.777
11	59.637		14:18:03.414
12	1:00.178	+0.541	14:19:03.592

(115) Keith Warren			
1	1:06.894	+5.875	14:08:00.525
2	1:04.212	+3.193	14:09:04.737
3	1:01.019		14:10:05.756
4	1:01.939	+0.920	14:11:07.695
5	1:01.701	+0.682	14:12:09.396
6	1:01.700	+0.681	14:13:11.096
7	1:01.973	+0.954	14:14:13.069
8	1:02.353	+1.334	14:15:15.422
9	1:03.219	+2.200	14:16:18.641
10	1:01.936	+0.917	14:17:20.577
11	1:01.764	+0.745	14:18:22.341
12	1:02.150	+1.131	14:19:24.491

(52) Sean Goldsmith			
1	1:06.217	+3.839	14:07:59.848
2	1:06.371	+3.993	14:09:06.219
3	1:03.902	+1.524	14:10:10.121
4	1:03.650	+1.272	14:11:13.771
5	1:03.130	+0.752	14:12:16.901
6	1:02.990	+0.612	14:13:19.891
7	1:03.706	+1.328	14:14:23.597
8	1:03.332	+0.954	14:15:26.929
9	1:03.684	+1.306	14:16:30.613
10	1:03.210	+0.832	14:17:33.823
11	1:02.378		14:18:36.201
12	1:02.701	+0.323	14:19:38.902

(56) Steve Bradbury			
1	1:06.947	+4.216	14:08:00.578
2	1:05.971	+3.240	14:09:06.549
3	1:04.246	+1.515	14:10:10.795
4	1:04.324	+1.593	14:11:15.119
5	1:02.754	+0.023	14:12:17.873
6	1:02.964	+0.233	14:13:20.837
7	1:04.158	+1.427	14:14:24.995
8	1:02.965	+0.234	14:15:27.960
9	1:03.016	+0.285	14:16:30.976
10	1:03.205	+0.474	14:17:34.181
11	1:03.490	+0.759	14:18:37.671
12	1:02.731		14:19:40.402

(6) Garry Coombes			
1	1:08.107	+5.563	14:08:01.738
2	1:05.454	+2.910	14:09:07.192
3	1:04.088	+1.544	14:10:11.280

4	1:04.051	+1.507	14:11:15.331
5	1:03.429	+0.885	14:12:18.760
6	1:03.252	+0.708	14:13:22.012
7	1:03.833	+1.289	14:14:25.845
8	1:02.804	+0.260	14:15:28.649
9	1:02.544		14:16:31.193
10	1:04.527	+1.983	14:17:35.720
11	1:03.530	+0.986	14:18:39.250
12	1:03.629	+1.085	14:19:42.879

(5) Mick Everitt			
1	1:06.939	+5.387	14:08:00.570
2	1:04.692	+3.140	14:09:05.262
3	1:03.833	+2.281	14:10:09.095
4	1:04.371	+2.819	14:11:13.466
5	1:04.306	+2.754	14:12:17.772
6	1:04.206	+2.654	14:13:21.978
7	1:05.015	+3.463	14:14:26.993
8	1:04.056	+2.504	14:15:31.049
9	1:03.827	+2.275	14:16:34.876
10	1:03.795	+2.243	14:17:38.671
11	1:03.471	+1.919	14:18:42.142
12	1:01.552		14:19:43.694

(14) Brad Davey			
1	1:05.329	+2.148	14:07:58.960
2	1:03.280	+0.099	14:09:02.240
3	1:03.855	+0.674	14:10:06.095
4	1:03.419	+0.238	14:11:09.514
5	1:03.181		14:12:12.695
6	1:04.173	+0.992	14:13:16.868
7	1:04.386	+1.205	14:14:21.254
8	1:03.958	+0.777	14:15:25.212
9	1:04.907	+1.726	14:16:30.119
10	1:04.255	+1.074	14:17:34.374
11	1:05.890	+2.709	14:18:40.264
12	1:04.172	+0.991	14:19:44.436

(15) Rob Chisholm			
1	1:06.623	+3.012	14:08:00.254
2	1:05.764	+2.153	14:09:06.018
3	1:04.742	+1.131	14:10:10.760
4	1:04.122	+0.511	14:11:14.882
5	1:03.750	+0.139	14:12:18.632
6	1:04.754	+1.143	14:13:23.386
7	1:04.361	+0.750	14:14:27.747
8	1:05.562	+1.951	14:15:33.309
9	1:04.602	+0.991	14:16:37.911
10	1:04.545	+0.934	14:17:42.456
11	1:05.070	+1.459	14:18:47.526
12	1:03.611		14:19:51.137

(28) Nick Wright			
1	1:10.841	+6.637	14:08:04.472
2	1:05.225	+1.021	14:09:09.697
3	1:05.604	+1.400	14:10:15.301
4	1:05.040	+0.836	14:11:20.341
5	1:04.761	+0.557	14:12:25.102
6	1:04.371	+0.167	14:13:29.473
7	1:05.411	+1.207	14:14:34.884
8	1:06.292	+2.088	14:15:41.176

9	1:04.204		14:16:45.380
10	1:04.818	+0.614	14:17:50.198
11	1:04.613	+0.409	14:18:54.811
12	1:04.239	+0.035	14:19:59.050

(54) Brent Millage			
1	1:14.063	+9.122	14:08:07.694
2	1:08.025	+3.084	14:09:15.719
3	1:08.811	+3.870	14:10:24.530
4	1:07.832	+2.891	14:11:32.362
5	1:07.532	+2.591	14:12:39.894
6	1:06.338	+1.397	14:13:46.232
7	1:07.411	+2.470	14:14:53.643
8	1:04.941		14:15:58.584
9	1:05.630	+0.689	14:17:04.214
10	1:04.989	+0.048	14:18:09.203
11	1:06.235	+1.294	14:19:15.438

(79) Tim Metcalfe			
1	1:11.123	+4.361	14:08:04.754
2	1:08.617	+1.855	14:09:13.371
3	1:07.965	+1.203	14:10:21.336
4	1:08.171	+1.409	14:11:29.507
5	1:08.203	+1.441	14:12:37.710
6	1:07.530	+0.768	14:13:45.240
7	1:07.059	+0.297	14:14:52.299
8	1:06.904	+0.142	14:15:59.203
9	1:06.762		14:17:05.965
10	1:07.967	+1.205	14:18:13.932
11	1:06.951	+0.189	14:19:20.883

(88) Andrew Driver			
1	1:12.513	+6.666	14:08:06.144
2	1:07.342	+1.495	14:09:13.486
3	1:07.574	+1.727	14:10:21.060
4	1:08.247	+2.400	14:11:29.307
5	1:08.957	+3.110	14:12:38.264
6	1:07.499	+1.652	14:13:45.763
7	1:08.020	+2.173	14:14:53.783
8	1:06.821	+0.974	14:16:00.604
9	1:07.952	+2.105	14:17:08.556
10	1:07.570	+1.723	14:18:16.126
11	1:05.847		14:19:21.973

(98) Rob Pragnell			
1	1:15.553	+5.281	14:08:09.184
2	1:11.523	+1.251	14:09:20.707
3	1:10.272		14:10:30.979
4	1:11.153	+0.881	14:11:42.132
5	1:10.988	+0.716	14:12:53.120
6	1:10.713	+0.441	14:14:03.833
7	1:10.449	+0.177	14:15:14.282
8	1:10.780	+0.508	14:16:25.062
9	1:11.281	+1.009	14:17:36.343
10	1:11.311	+1.039	14:18:47.654
11	1:11.164	+0.892	14:19:58.818

(39) Al Brown			
1	1:19.315	+5.784	14:08:12.946
2	1:14.208	+0.677	14:09:27.154
3	1:15.933	+2.402	14:10:43.087

Timekeeper:

Race Director

Weather / Track: Raining / Wet

Results @ www.sportstimingservices.com

Printed: 04/03/2012 14:24:27





Thundersport GB Rounds 1 and 2

HEL Performance Streetfighters

Brands Hatch 1.199 Miles

Race 8

04/03/2012 14:06

Race started at 14:06:53



Lap	Lap Tm	Diff	Time of Day
4	1:16.758	+3.227	14:11:59.845
5	1:16.948	+3.417	14:13:16.793
6	1:17.702	+4.171	14:14:34.495
7	1:16.217	+2.686	14:15:50.712
8	1:16.466	+2.935	14:17:07.178
9	1:14.693	+1.162	14:18:21.871
10	1:13.531		14:19:35.402

(73) Kes Bradley

1	1:22.142	+8.224	14:08:15.773
2	1:16.506	+2.588	14:09:32.279
3	1:16.023	+2.105	14:10:48.302
4	1:15.519	+1.601	14:12:03.821
5	1:14.778	+0.860	14:13:18.599
6	1:16.469	+2.551	14:14:35.068
7	1:16.028	+2.110	14:15:51.096
8	1:13.918		14:17:05.014
9	1:15.065	+1.147	14:18:20.079
10	1:15.440	+1.522	14:19:35.519

(22) Tim Daisley

1	1:06.341	+5.311	14:07:59.972
2	1:02.221	+1.191	14:09:02.193
3	1:01.209	+0.179	14:10:03.402
4	1:01.845	+0.815	14:11:05.247
5	1:01.030		14:12:06.277
6	1:01.082	+0.052	14:13:07.359

(177) Gary Paul

1	1:09.297	+3.575	14:08:02.928
2	1:05.722		14:09:08.650

Lap Lap Tm Diff Time of Day

Lap Lap Tm Diff Time of Day

Timekeeper:

Race Director

Weather / Track: Raining / Wet

Results @ www.sportstimservices.com

Printed: 04/03/2012 14:24:27





Thundersport GB Rounds 1 and 2

Sorted on Laps

HEL Performance Streetfighters

Brands Hatch 1.199 Miles

Race 17

04/03/2012 17:02

Race started at 17:02:59

Pos	No.	Name	Bike	CC	Laps	Total Tm	Diff	Gap	Best Tm	Best Speed	Avg. Speed	Start Pos
1	35	Tony Hughes	KTM	660 C	10	10:29.757			1:01.095	70.651	68.541	0
2	64	Adam Palfreman	Suzuki	650 B	10	10:30.037	0.280	0.280	1:01.622	70.046	68.510	0
3	115	Keith Warren	KTM	690 C	10	10:30.851	1.094	0.814	1:01.354	70.352	68.422	0
4	52	Sean Goldsmith	MV August	750 A	10	10:41.937	12.180	11.086	1:02.881	68.644	67.240	0
5	22	Tim Daisley	Triumph	675 A	10	10:43.603	13.846	1.666	1:02.619	68.931	67.066	0
6	14	Brad Davey	Aprilia	550 C	10	10:46.453	16.696	2.850	1:03.271	68.221	66.770	0
7	6	Garry Coombes	Triumph	675 A	10	11:08.746	38.989	22.293	1:05.301	66.100	64.545	0
8	177	Gary Paul	Honda	500 C	10	11:29.133	59.376	20.387	1:07.346	64.093	62.635	0
C	9	54 Brent Millage	Yamaha	600 A	9	10:40.396	1 Lap	1 Lap	1:08.586	62.934	60.662	0
B	10	88 Andrew Driver	MZ	690 C	9	10:46.445	1 Lap	6.049	1:10.008	61.656	60.094	0
A	11	39 Al Brown	Yamaha	600 B	9	11:35.469	1 Lap	49.024	1:14.864	57.657	55.858	0
Not classified												
DNF	56	Steve Bradbury	Aprilia	1000 A		3.754	DNF		-	-	-	0
DNF	28	Nick Wright	Triumph	675 B		4.037	DNF		-	-	-	0
DNF	79	Tim Metcalfe	Suzuki	600 B		4.088	DNF		-	-	-	0

Margin of Victory	Avg. Speed	Best Lap Tm	Best Speed	Best Lap by
0.280	68.541	1:01.095	70.651	35 - Tony Hughes

Timekeeper:

Race Director

Weather / Track: Raining / Wet

Results @ www.sportstimingsservices.com





Thundersport GB Rounds 1 and 2

Lapchart

HEL Performance Streetfighters

Brands Hatch 1.199 Miles

Race 17

04/03/2012 17:02

Race started at 17:02:59

Competitors

Laps

	0	1	2	3	4	5	6	7	8	9	10
Sean Goldsmith (52)	1	52	64	64	64	64	64	64	64	64	35
Tony Hughes (35)	2	35	52	52	115	115	115	115	115	115	64
Adam Palfreman (64)	3	64	22	115	35	35	35	35	35	115	115
Brad Davey (14)	4	14	115	35	52	52	52	52	52	52	52
Tim Daisley (22)	5	22	35	22	22	22	22	22	22	22	22
Keith Warren (115)	6	115	14	14	14	14	14	14	14	14	14
Garry Coombes (6)	7	6	6	6	6	6	6	6	6	6	6
Steve Bradbury (56)	8	56	177	177	177	177	177	177	177	177	177
Nick Wright (28)	9	28	54	54	54	54	54	54	54	54	54
Tim Metcalfe (79)	10	79	88	88	88	88	88	88	88	88	88
Brent Millage (54)	11	54	39	39	39	39	39	39	39	39	39
Andrew Driver (88)	12	88									
Gary Paul (177)	13	177									
Al Brown (39)	14	39									

Timekeeper:

Race Director

Weather / Track: Raining / Wet

Results @ www.sportstimeservices.com

Printed: 04/03/2012 17:19:03





Thundersport GB Rounds 1 and 2

HEL Performance Streetfighters

Brands Hatch 1.199 Miles

Race 17

04/03/2012 17:02

Race started at 17:02:59

Lap	Lap Tm	Diff	Time of Day
(35) Tony Hughes			
1	1:07.460	+6.365	17:04:09.902
2	1:03.769	+2.674	17:05:13.671
3	1:03.810	+2.715	17:06:17.481
4	1:02.152	+1.057	17:07:19.633
5	1:01.739	+0.644	17:08:21.372
6	1:02.419	+1.324	17:09:23.791
7	1:01.221	+0.126	17:10:25.012
8	1:01.403	+0.308	17:11:26.415
9	1:01.809	+0.714	17:12:28.224
10	1:01.095		17:13:29.319

Lap	Lap Tm	Diff	Time of Day
(64) Adam Palfreman			
1	1:04.518	+2.896	17:04:07.096
2	1:03.292	+1.670	17:05:10.388
3	1:02.473	+0.851	17:06:12.861
4	1:02.248	+0.626	17:07:15.109
5	1:02.320	+0.698	17:08:17.429
6	1:02.818	+1.196	17:09:20.247
7	1:02.529	+0.907	17:10:22.776
8	1:02.487	+0.865	17:11:25.263
9	1:02.714	+1.092	17:12:27.977
10	1:01.622		17:13:29.599

Lap	Lap Tm	Diff	Time of Day
(115) Keith Warren			
1	1:06.346	+4.992	17:04:09.508
2	1:04.021	+2.667	17:05:13.529
3	1:02.358	+1.004	17:06:15.887
4	1:02.146	+0.792	17:07:18.033
5	1:02.254	+0.900	17:08:20.287
6	1:02.538	+1.184	17:09:22.825
7	1:01.797	+0.443	17:10:24.622
8	1:01.354		17:11:25.976
9	1:02.427	+1.073	17:12:28.403
10	1:02.010	+0.656	17:13:30.413

Lap	Lap Tm	Diff	Time of Day
(52) Sean Goldsmith			
1	1:06.321	+3.440	17:04:08.658
2	1:04.417	+1.536	17:05:13.075
3	1:04.671	+1.790	17:06:17.746
4	1:04.236	+1.355	17:07:21.982
5	1:03.623	+0.742	17:08:25.605
6	1:03.258	+0.377	17:09:28.863
7	1:03.213	+0.332	17:10:32.076
8	1:03.173	+0.292	17:11:35.249
9	1:02.881		17:12:38.130
10	1:03.369	+0.488	17:13:41.499

Lap	Lap Tm	Diff	Time of Day
(22) Tim Daisley			
1	1:06.404	+3.785	17:04:09.475
2	1:05.549	+2.930	17:05:15.024
3	1:03.678	+1.059	17:06:18.702
4	1:04.185	+1.566	17:07:22.887
5	1:03.540	+0.921	17:08:26.427
6	1:03.462	+0.843	17:09:29.889
7	1:04.262	+1.643	17:10:34.151
8	1:03.498	+0.879	17:11:37.649
9	1:02.619		17:12:40.268
10	1:02.897	+0.278	17:13:43.165

Lap	Lap Tm	Diff	Time of Day
(14) Brad Davey			
1	1:07.445	+4.174	17:04:10.290
2	1:05.420	+2.149	17:05:15.710
3	1:03.491	+0.220	17:06:19.201
4	1:04.212	+0.941	17:07:23.413
5	1:03.506	+0.235	17:08:26.919
6	1:03.778	+0.507	17:09:30.697
7	1:04.212	+0.941	17:10:34.909
8	1:03.271		17:11:38.180
9	1:03.280	+0.009	17:12:41.460
10	1:04.555	+1.284	17:13:46.015

Lap	Lap Tm	Diff	Time of Day
(6) Garry Coombes			
1	1:08.463	+3.162	17:04:11.659
2	1:07.501	+2.200	17:05:19.160
3	1:06.379	+1.078	17:06:25.539
4	1:05.994	+0.693	17:07:31.533
5	1:05.301		17:08:36.834
6	1:06.775	+1.474	17:09:43.609
7	1:05.797	+0.496	17:10:49.406
8	1:06.525	+1.224	17:11:55.931
9	1:06.282	+0.981	17:13:02.213
10	1:06.095	+0.794	17:14:08.308

Lap	Lap Tm	Diff	Time of Day
(177) Gary Paul			
1	1:10.238	+2.892	17:04:14.271
2	1:08.035	+0.689	17:05:22.306
3	1:07.934	+0.588	17:06:30.240
4	1:07.955	+0.609	17:07:38.195
5	1:08.521	+1.175	17:08:46.716
6	1:08.090	+0.744	17:09:54.806
7	1:09.128	+1.782	17:11:03.934
8	1:09.123	+1.777	17:12:13.057
9	1:07.346		17:13:20.403
10	1:08.292	+0.946	17:14:28.695

Lap	Lap Tm	Diff	Time of Day
(54) Brent Millage			
1	1:13.722	+5.136	17:04:17.586
2	1:08.586		17:05:26.172
3	1:09.703	+1.117	17:06:35.875
4	1:11.352	+2.766	17:07:47.227
5	1:11.057	+2.471	17:08:58.284
6	1:08.854	+0.268	17:10:07.138
7	1:10.562	+1.976	17:11:17.700
8	1:10.566	+1.980	17:12:28.266
9	1:11.692	+3.106	17:13:39.958

Lap	Lap Tm	Diff	Time of Day
(88) Andrew Driver			
1	1:13.895	+3.887	17:04:17.849
2	1:12.915	+2.907	17:05:30.764
3	1:10.759	+0.751	17:06:41.523
4	1:10.521	+0.513	17:07:52.044
5	1:10.749	+0.741	17:09:02.793
6	1:12.545	+2.537	17:10:15.338
7	1:10.176	+0.168	17:11:25.514
8	1:10.485	+0.477	17:12:35.999
9	1:10.008		17:13:46.007

Lap	Lap Tm	Diff	Time of Day
(39) Al Brown			
1	1:16.241	+1.377	17:04:21.114
2	1:15.671	+0.807	17:05:36.785

Timekeeper:

Race Director

Weather / Track: Raining / Wet

Results @ www.sportstimingservices.com

Printed: 04/03/2012 17:18:37





Thundersport GB Rounds 1 and 2

Sorted on Best Lap time

HMT Pre-National Sport 600

Brands Hatch 1.199 Miles

Qualifying

03/03/2012 11:04

Practice started at 11:04:14

Pos	No.	Name	Bike	CC	Best Tm	Best Speed	Gap	Diff	In Lap	2nd Best
1	92	Matthew Jones	Kawasaki	600 P	56.702	76.124			7	56.955
2	66	Joe Carnell	Triumph	675 P	57.700	74.808	0.998	0.998	13	57.821
3	50	Sam Thompson	Suzuki	600 P	57.815	74.659	0.115	1.113	13	58.190
4	199	Jamie Morris	Yamaha	600 P	59.258	72.841	1.443	2.556	11	59.655
5	2	Alec Collinson	Kawasaki	440 P	59.374	72.698	0.116	2.672	14	1:00.604
6	11	Sonny Martin	Yamaha	600 P	1:00.132	71.782	0.758	3.430	10	1:00.191
7	60	Chris Green	Yamaha	600 P	1:00.255	71.636	0.123	3.553	10	1:01.120
8	13	Luke Shelley	Honda	600 P	1:01.816	69.827	1.561	5.114	10	1:02.168
9	22	Matt Parker	Honda	600 P	1:02.073	69.537	0.257	5.371	9	1:02.980
10	142	Dylan James	Yamaha	600 P	1:02.104	69.503	0.031	5.402	10	1:02.844
11	88	Michael Golden	Kawasaki	600 P	1:02.234	69.358	0.130	5.532	9	1:02.863
12	311	Dan Hill	Yamaha	600 P	1:02.282	69.304	0.048	5.580	7	1:02.287
13	126	Dean Young	Yamaha	600 P	1:03.561	67.910	1.279	6.859	3	1:04.593
14	93	Ben Neary	Yamaha	600 P	1:03.624	67.842	0.063	6.922	5	1:04.244
15	73	David Brook	Yamaha	600 P	1:05.761	65.638	2.137	9.059	9	1:05.938
16	19	Charley Oakland	Yamaha	600 P	1:06.105	65.296	0.344	9.403	6	1:07.519
17	42	Ben Murphy	Triumph	675 P	1:06.416	64.990	0.311	9.714	10	1:07.169
18	36	Adam Extance	Honda	600 P	1:06.654	64.758	0.238	9.952	8	1:07.952
19	62	Jake Robertson	Triumph	675 P	1:07.670	63.786	1.016	10.968	9	1:07.877
20	43	Chris Wilkinson	Yamaha	600 P	1:08.380	63.124	0.710	11.678	10	1:08.714
21	89	Ben Dovey	Yamaha	600 P	1:08.401	63.104	0.021	11.699	10	1:08.793
22	48	Billy Weeden	Suzuki	600 P	1:12.651	59.413	4.250	15.949	6	1:14.445
23	99	Stephen Kaplan	Yamaha	600 P	1:14.601	57.860	1.950	17.899	4	1:14.679

Announcements

*** No 88 & 126 - No Transponder - Fit for next session ***

Timekeeper:

Race Director

Weather / Track: Raining / Wet

Results @ www.sportstimingsservices.com

Printed: 03/03/2012 11:43:56





Thundersport GB Rounds 1 and 2

HMT Pre-National Sport 600

Brands Hatch 1.199 Miles

Race 5 & 14 - Starting Grid Saturday

03/03/2012

Race



POLE POSITION

	1	2	3	4
1	92	66	50	199
2	2	11	60	13
3	22	142	88	311
4	126	93	73	19
5	42	36	62	43
6	89	48	99	23

Timekeeper:
 Race Director
 Weather / Track:
 Results @ www.sportstimeservices.com
 Printed: 03/03/2012 11:43:13





Thundersport GB Rounds 1 and 2

Sorted on Laps

HMT Pre-National Sport 600

Brands Hatch 1.199 Miles

Race 5

03/03/2012 12:56

Race started at 12:56:07

Pos	No.	Name	Bike	CC	Laps	Total Tm	Diff	Gap	Best Tm	Best Speed	Avg. Speed	Start Pos
1	92	Matthew Jones	Kawasaki	600 P	12	11:27.670			56.207	76.795	75.322	1
2	66	Joe Carnell	Triumph	675 P	12	11:38.772	11.102	11.102	57.089	75.608	74.125	2
3	199	Jamie Morris	Yamaha	600 P	12	11:40.804	13.134	2.032	57.066	75.639	73.911	4
4	11	Sonny Martin	Yamaha	600 P	12	11:53.555	25.885	12.751	58.198	74.167	72.590	6
5	73	David Brook	Yamaha	600 P	12	11:59.105	31.435	5.550	57.431	75.158	72.030	15
6	13	Luke Shelley	Honda	600 P	12	11:59.415	31.745	0.310	57.291	75.342	71.998	8
7	93	Ben Neary	Yamaha	600 P	12	12:07.428	39.758	8.013	57.544	75.010	71.205	14
8	2	Alec Collinson	Kawasaki	440 P	12	12:10.859	43.189	3.431	59.768	72.219	70.871	5
9	62	Jake Robertson	Triumph	675 P	12	12:17.373	49.703	6.514	59.091	73.047	70.245	19
10	88	Michael Golden	Kawasaki	600 P	12	12:18.187	50.517	0.814	59.318	72.767	70.168	11
11	142	Dylan James	Yamaha	600 P	12	12:18.188	50.518	0.001	59.845	72.126	70.167	10
12	126	Dean Young	Yamaha	600 P	11	11:27.933	1 Lap	1 Lap	1:01.115	70.628	69.019	13
13	99	Stephen Kaplan	Yamaha	600 P	11	11:34.075	1 Lap	6.142	1:01.567	70.109	68.408	23
14	36	Adam Extance	Honda	600 P	11	11:40.564	1 Lap	6.489	1:00.424	71.435	67.775	18
15	89	Ben Dovey	Yamaha	600 P	11	11:50.600	1 Lap	10.036	1:02.690	68.853	66.817	21
16	42	Ben Murphy	Triumph	675 P	11	11:53.853	1 Lap	3.253	1:02.885	68.640	66.513	17
17	43	Chris Wilkinson	Yamaha	600 P	11	11:59.123	1 Lap	5.270	1:04.021	67.422	66.025	20
18	19	Charley Oakland	Yamaha	600 P	11	12:00.590	1 Lap	1.467	1:02.597	68.955	65.891	16
19	60	Chris Green	Yamaha	600 P	10	11:47.925	2 Laps	1 Lap	1:09.419	62.179	60.973	7

Not classified

DNF	22	Matt Parker	Honda	600 P	8	8:17.533	DNF		59.988	71.954	69.405	9
DNF	23	Kyle Wilks	Kawasaki	600 S	3	6:06.394	DNF		1:03.576	67.894	35.342	24
DNF	48	Billy Weeden	Suzuki	600 P	1	1:18.036	DNF		1:12.250	59.743	55.313	22
DNF	50	Sam Thompson	Suzuki	600 P			DNF		-	-	-	3
DQ	311	Dan Hill	Yamaha	600 P	12	12:31.729	DQ		58.401	73.910	68.904	12

Announcements

No. 88 - Please fit Transponder or you will NOT be timed in Races

*** No - 311 Disqualified - double yellow flag infringement***

No.93 - 10 Second Penalty - Yellow Flag Infringement

Margin of Victory	Avg. Speed	Best Lap Tm	Best Speed	Best Lap by
11.102	75.322	56.207	76.795	92 - Matthew Jones

Timekeeper:

Race Director

Weather / Track: Overcast / Damp

Results @ www.sportstimingsservices.com





Thundersport GB Rounds 1 and 2

Lapchart

HMT Pre-National Sport 600

Brands Hatch 1.199 Miles

Race 5

03/03/2012 12:56

Race started at 12:56:07

Competitors

Laps

	0	1	2	3	4	5	6	7	8	9	10	11	12
Alec Collinson (2)	1	2	92	92	92	92	92	92	92	92	92	92	92
Matthew Jones (92)	2	92	66	66	66	66	66	66	66	66	66	66	66
Joe Carnell (66)	3	66	199	199	199	199	199	199	199	199	199	199	199
Matt Parker (22)	4	22	2	11	11	11	11	11	11	11	11	11	11
Jamie Morris (199)	5	199	93	2	2	13	13	73	73	13	13	13	93
Chris Green (60)	6	60	11	93	13	2	73	13	13	73	73	73	73
Dylan James (142)	7	142	13	13	93	93	93	93	93	93	93	93	13
Sonny Martin (11)	8	11	22	73	73	73	2	2	2	2	2	2	2
Luke Shelley (13)	9	13	73	22	22	311	311	311	311	142	142	62	62
Ben Neary (93)	10	93	62	126	126	126	126	142	142	142	62	62	142
David Brook (73)	11	73	126	142	311	22	142	126	62	62	311	311	311
Dan Hill (311)	12	311	142	62	142	142	22	22	22	22	126	126	126
Dean Young (126)	13	126	311	311	62	62	62	62	126	126	99	99	99
Adam Extance (36)	14	36	36	36	36	36	36	99	99	36	36	36	36
Jake Robertson (62)	15	62	43	99	99	99	99	99	36	36	89	89	89
Chris Wilkinson (43)	16	43	99	43	43	43	43	42	42	89	42	42	42
Kyle Wilks (23)	17	23	89	89	89	42	89	43	89	42	43	43	43
Charley Oakland (19)	18	19	19	19	19	89	42	89	43	43	19	19	19
Stephen Kaplan (99)	19	99	42	42	42	19	19	19	19	19	60	60	60
Ben Murphy (42)	20	42	48	60	60	60	60	60	60	60	88	88	88
Ben Dovey (89)	21	89	60	23	23	88	88	88	88	88	88	88	88
Billy Weeden (48)	22	48	23	88	88	88	88	88	88	88	88	88	88
Michael Golden (88)	23	88	88	88	88	88	88	88	88	88	88	88	88
-	24												

Timekeeper:

Race Director

Weather / Track: Overcast / Damp

Results @ www.sportstimingservices.com

Printed: 03/03/2012 13:12:47





Thundersport GB Rounds 1 and 2

HMT Pre-National Sport 600

Brands Hatch 1.199 Miles

Race 5

03/03/2012 12:56

Race started at 12:56:07

Lap	Lap Tm	Diff	Time of Day
(92) Matthew Jones			
1	58.547	+2.340	12:57:09.301
2	56.438	+0.231	12:58:05.739
3	56.207		12:59:01.946
4	56.348	+0.141	12:59:58.294
5	56.537	+0.330	13:00:54.831
6	56.589	+0.382	13:01:51.420
7	56.375	+0.168	13:02:47.795
8	56.834	+0.627	13:03:44.629
9	56.452	+0.245	13:04:41.081
10	57.736	+1.529	13:05:38.817
11	58.084	+1.877	13:06:36.901
12	58.341	+2.134	13:07:35.242

(66) Joe Carnell			
1	1:00.740	+3.651	12:57:11.539
2	57.873	+0.784	12:58:09.412
3	57.556	+0.467	12:59:06.968
4	57.271	+0.182	13:00:04.239
5	57.089		13:01:01.328
6	58.639	+1.550	13:01:59.967
7	57.862	+0.773	13:02:57.829
8	57.292	+0.203	13:03:55.121
9	57.381	+0.292	13:04:52.502
10	57.879	+0.790	13:05:50.381
11	57.868	+0.779	13:06:48.249
12	58.095	+1.006	13:07:46.344

(199) Jamie Morris			
1	1:01.698	+4.632	12:57:12.781
2	58.011	+0.945	12:58:10.792
3	58.678	+1.612	12:59:09.470
4	58.044	+0.978	13:00:07.514
5	58.079	+1.013	13:01:05.593
6	58.243	+1.177	13:02:03.836
7	57.448	+0.382	13:03:01.284
8	57.066		13:03:58.350
9	57.126	+0.060	13:04:55.476
10	57.657	+0.591	13:05:53.133
11	57.530	+0.464	13:06:50.663
12	57.713	+0.647	13:07:48.376

(11) Sonny Martin			
1	1:02.736	+4.538	12:57:14.105
2	58.963	+0.765	12:58:13.068
3	58.387	+0.189	12:59:11.455
4	58.836	+0.638	13:00:10.291
5	58.929	+0.731	13:01:09.220
6	58.351	+0.153	13:02:07.571
7	58.739	+0.541	13:03:06.310
8	58.299	+0.101	13:04:04.609
9	58.274	+0.076	13:05:02.883
10	58.198		13:06:01.081
11	1:00.843	+2.645	13:07:01.924
12	59.203	+1.005	13:08:01.127

(73) David Brook			
1	1:04.271	+6.840	12:57:16.000
2	1:01.109	+3.678	12:58:17.109
3	59.789	+2.358	12:59:16.898

4	59.020	+1.589	13:00:15.918
5	57.431		13:01:13.349
6	58.415	+0.984	13:02:11.764
7	58.873	+1.442	13:03:10.637
8	58.678	+1.247	13:04:09.315
9	58.693	+1.262	13:05:08.008
10	59.698	+2.267	13:06:07.706
11	59.568	+2.137	13:07:07.274
12	59.403	+1.972	13:08:06.677

(13) Luke Shelley			
1	1:03.764	+6.473	12:57:15.165
2	1:00.632	+3.341	12:58:15.797
3	59.556	+2.265	12:59:15.353
4	58.712	+1.421	13:00:14.065
5	58.640	+1.349	13:01:12.705
6	59.679	+2.388	13:02:12.384
7	58.620	+1.329	13:03:11.004
8	58.047	+0.756	13:04:09.051
9	57.291		13:05:06.342
10	58.424	+1.133	13:06:04.766
11	58.962	+1.671	13:07:03.728
12	1:03.259	+5.968	13:08:06.987

(93) Ben Neary			
1	1:02.366	+4.822	12:57:13.877
2	1:01.140	+3.596	12:58:15.017
3	1:01.150	+3.606	12:59:16.167
4	59.718	+2.174	13:00:15.885
5	59.451	+1.907	13:01:15.336
6	1:00.163	+2.619	13:02:15.499
7	59.872	+2.328	13:03:15.371
8	58.296	+0.752	13:04:13.667
9	58.181	+0.637	13:05:11.848
10	57.544		13:06:09.392
11	57.971	+0.427	13:07:07.363
12	57.637	+0.093	13:08:05.000

(2) Alec Collinson			
1	1:02.245	+2.477	12:57:12.859
2	1:00.322	+0.554	12:58:13.181
3	1:01.585	+1.817	12:59:14.766
4	1:00.615	+0.847	13:00:15.381
5	59.958	+0.190	13:01:15.339
6	1:00.299	+0.531	13:02:15.638
7	1:01.709	+1.941	13:03:17.347
8	59.945	+0.177	13:04:17.292
9	1:00.157	+0.389	13:05:17.449
10	59.768		13:06:17.217
11	1:00.510	+0.742	13:07:17.727
12	1:00.704	+0.936	13:08:18.431

(62) Jake Robertson			
1	1:04.710	+5.619	12:57:16.713
2	1:02.498	+3.407	12:58:19.211
3	1:02.500	+3.409	12:59:21.711
4	1:01.557	+2.466	13:00:23.268
5	1:00.816	+1.725	13:01:24.084
6	1:01.461	+2.370	13:02:25.545
7	59.091		13:03:24.636
8	1:00.441	+1.350	13:04:25.077

9	1:00.220	+1.129	13:05:25.297
10	1:00.131	+1.040	13:06:25.428
11	59.421	+0.330	13:07:24.849
12	1:00.096	+1.005	13:08:24.945

(88) Michael Golden			
1	1:00.776	+1.458	13:00:20.469
2	1:00.397	+1.079	13:01:20.866
3	59.692	+0.374	13:02:20.558
4	59.318		13:03:19.876
5	1:01.248	+1.930	13:04:21.124
6	1:01.768	+2.450	13:05:22.892
7	1:02.791	+3.473	13:06:25.683
8	1:00.321	+1.003	13:07:26.004
9	59.755	+0.437	13:08:25.759

(142) Dylan James			
1	1:05.774	+5.929	12:57:16.995
2	1:02.196	+2.351	12:58:19.191
3	1:01.121	+1.276	12:59:20.312
4	1:01.446	+1.601	13:00:21.758
5	1:01.356	+1.511	13:01:23.114
6	1:00.732	+0.887	13:02:23.846
7	59.935	+0.090	13:03:23.781
8	1:00.756	+0.911	13:04:24.537
9	59.845		13:05:24.382
10	1:00.913	+1.068	13:06:25.295
11	1:00.520	+0.675	13:07:25.815
12	59.945	+0.100	13:08:25.760

(126) Dean Young			
1	1:05.043	+3.928	12:57:16.839
2	1:01.115		12:58:17.954
3	1:01.490	+0.375	12:59:19.444
4	1:01.852	+0.737	13:00:21.296
5	1:01.362	+0.247	13:01:22.658
6	1:01.579	+0.464	13:02:24.237
7	1:01.190	+0.075	13:03:25.427
8	1:01.603	+0.488	13:04:27.030
9	1:02.645	+1.530	13:05:29.675
10	1:03.136	+2.021	13:06:32.811
11	1:02.694	+1.579	13:07:35.505

(99) Stephen Kaplan			
1	1:08.025	+6.458	12:57:20.704
2	1:03.769	+2.202	12:58:24.473
3	1:01.993	+0.426	12:59:26.466
4	1:01.567		13:00:28.033
5	1:01.646	+0.079	13:01:29.679
6	1:01.712	+0.145	13:02:31.391
7	1:02.294	+0.727	13:03:33.685
8	1:01.845	+0.278	13:04:35.530
9	1:01.665	+0.098	13:05:37.195
10	1:02.438	+0.871	13:06:39.633
11	1:02.014	+0.447	13:07:41.647

(36) Adam Extance			
1	1:08.221	+7.797	12:57:20.128
2	1:04.300	+3.876	12:58:24.428
3	1:01.753	+1.329	12:59:26.181
4	1:01.307	+0.883	13:00:27.488

Timekeeper:

Race Director

Weather / Track: Overcast / Damp

Results @ www.sportstimingservices.com

Printed: 03/03/2012 13:12:10





Thundersport GB Rounds 1 and 2

HMT Pre-National Sport 600

Brands Hatch 1.199 Miles

Race 5

03/03/2012 12:56

Race started at 12:56:07

Lap	Lap Tm	Diff	Time of Day
5	1:00.424		13:01:27.912
6	1:02.934	+2.510	13:02:30.846
7	1:02.969	+2.545	13:03:33.815
8	1:02.586	+2.162	13:04:36.401
9	1:04.132	+3.708	13:05:40.533
10	1:04.646	+4.222	13:06:45.179
11	1:02.957	+2.533	13:07:48.136

(89) Ben Dovey

1	1:08.701	+6.011	12:57:21.748
2	1:04.338	+1.648	12:58:26.086
3	1:04.596	+1.906	12:59:30.682
4	1:04.096	+1.406	13:00:34.778
5	1:04.316	+1.626	13:01:39.094
6	1:04.122	+1.432	13:02:43.216
7	1:02.690		13:03:45.906
8	1:03.197	+0.507	13:04:49.103
9	1:02.880	+0.190	13:05:51.983
10	1:03.055	+0.365	13:06:55.038
11	1:03.134	+0.444	13:07:58.172

(42) Ben Murphy

1	1:11.564	+8.679	12:57:24.433
2	1:04.012	+1.127	12:58:28.445
3	1:03.441	+0.556	12:59:31.886
4	1:02.885		13:00:34.771
5	1:04.399	+1.514	13:01:39.170
6	1:03.122	+0.237	13:02:42.292
7	1:03.063	+0.178	13:03:45.355
8	1:03.815	+0.930	13:04:49.170
9	1:03.614	+0.729	13:05:52.784
10	1:04.455	+1.570	13:06:57.239
11	1:04.186	+1.301	13:08:01.425

(43) Chris Wilkinson

1	1:08.209	+4.188	12:57:20.608
2	1:04.728	+0.707	12:58:25.336
3	1:04.755	+0.734	12:59:30.091
4	1:04.238	+0.217	13:00:34.329
5	1:04.212	+0.191	13:01:38.541
6	1:04.042	+0.021	13:02:42.583
7	1:05.675	+1.654	13:03:48.258
8	1:04.021		13:04:52.279
9	1:04.535	+0.514	13:05:56.814
10	1:04.958	+0.937	13:07:01.772
11	1:04.923	+0.902	13:08:06.695

(19) Charley Oakland

1	1:10.266	+7.669	12:57:22.726
2	1:04.238	+1.641	12:58:26.964
3	1:04.684	+2.087	12:59:31.648
4	1:05.021	+2.424	13:00:36.669
5	1:04.689	+2.092	13:01:41.358
6	1:02.597		13:02:43.955
7	1:04.325	+1.728	13:03:48.280
8	1:04.513	+1.916	13:04:52.793
9	1:05.082	+2.485	13:05:57.875
10	1:04.935	+2.338	13:07:02.810
11	1:05.352	+2.755	13:08:08.162

(60) Chris Green

Lap	Lap Tm	Diff	Time of Day
1	1:14.993	+5.574	12:57:26.180
2	1:11.048	+1.629	12:58:37.228
3	1:09.652	+0.233	12:59:46.880
4	1:10.697	+1.278	13:00:57.577
5	1:10.141	+0.722	13:02:07.718
6	1:09.473	+0.054	13:03:17.191
7	1:09.419		13:04:26.610
8	1:09.874	+0.455	13:05:36.484
9	1:09.426	+0.007	13:06:45.910
10	1:09.587	+0.168	13:07:55.497

(22) Matt Parker

1	1:04.763	+4.775	12:57:15.822
2	1:01.892	+1.904	12:58:17.714
3	1:01.663	+1.675	12:59:19.377
4	1:02.000	+2.012	13:00:21.377
5	1:02.218	+2.230	13:01:23.595
6	1:01.440	+1.452	13:02:25.035
7	1:00.082	+0.094	13:03:25.117
8	59.988		13:04:25.105

(23) Kyle Wilks

1	3:53.938	+2:50.362	13:00:06.396
2	1:03.994	+0.418	13:01:10.390
3	1:03.576		13:02:13.966

(48) Billy Weeden

1	1:12.250		12:57:25.608
---	-----------------	--	--------------

(311) Dan Hill

1	1:06.284	+7.883	12:57:18.074
2	1:01.376	+2.975	12:58:19.450
3	1:00.383	+1.982	12:59:19.833
4	1:01.306	+2.905	13:00:21.139
5	59.908	+1.507	13:01:21.047
6	58.401		13:02:19.448
7	58.807	+0.406	13:03:18.255
8	59.054	+0.653	13:04:17.309
9	1:09.428	+11.027	13:05:26.737
10	1:03.721	+5.320	13:06:30.458
11	1:03.218	+4.817	13:07:33.676
12	1:05.625	+7.224	13:08:39.301

Timekeeper:

Race Director

Weather / Track: Overcast / Damp

Results @ www.sportstimingservices.com

Printed: 03/03/2012 13:12:10





Thundersport GB Rounds 1 and 2

Sorted on Laps

HMT Pre-National Sport 600

Brands Hatch 1.199 Miles

Race 14

03/03/2012 16:15

Race started at 16:15:57

Pos	No.	Name	Bike	CC	Laps	Total Tm	Diff	Gap	Best Tm	Best Speed	Avg. Speed	Start Pos
1	92	Matthew Jones	Kawasaki	600 P	12	10:40.666			51.989	83.025	80.848	0
2	199	Jamie Morris	Yamaha	600 P	12	10:50.479	9.813	9.813	52.830	81.704	79.629	0
3	13	Luke Shelley	Honda	600 P	12	10:56.584	15.918	6.105	53.068	81.337	78.888	0
4	60	Chris Green	Yamaha	600 P	12	10:57.132	16.466	0.548	52.638	82.002	78.822	0
5	43	Chris Wilkinson	Yamaha	600 P	12	10:59.096	18.430	1.964	52.596	82.067	78.588	0
6	38	Dan Harrison	Yamaha	600 S	12	10:59.959	19.293	0.863	52.741	81.841	78.485	0
7	23	Kyle Wilks	Kawasaki	600 S	12	11:01.394	20.728	1.435	53.021	81.409	78.314	0
8	11	Sonny Martin	Yamaha	600 P	12	11:03.607	22.941	2.213	54.296	79.498	78.053	0
9	4	Andrew Cameron	Triumph	675 F	12	11:05.034	24.368	1.427	53.574	80.569	77.886	0
10	62	Jake Robertson	Triumph	675 P	12	11:07.548	26.882	2.514	54.212	79.621	77.593	0
11	2	Alec Collinson	Kawasaki	440 P	12	11:08.763	28.097	1.215	53.564	80.584	77.452	0
12	126	Dean Young	Yamaha	600 P	12	11:09.708	29.042	0.945	53.975	79.970	77.342	0
13	93	Ben Neary	Yamaha	600 P	12	11:10.150	29.484	0.442	53.830	80.186	77.291	0
14	73	David Brook	Yamaha	600 P	12	11:20.302	39.636	10.152	55.437	77.861	76.138	0
15	88	Michael Golden	Kawasaki	600 P	12	11:21.133	40.467	0.831	55.129	78.296	76.045	0
16	311	Dan Hill	Yamaha	600 P	12	11:21.986	41.320	0.853	55.363	77.965	75.950	0
17	142	Dylan James	Yamaha	600 P	12	11:28.795	48.129	6.809	55.657	77.554	75.199	0
18	99	Stephen Kaplan	Yamaha	600 P	12	11:29.046	48.380	0.251	54.396	79.351	75.172	0
19	36	Adam Extance	Honda	600 P	12	11:32.696	52.030	3.650	56.006	77.070	74.776	0
20	19	Charley Oakland	Yamaha	600 P	11	10:57.350	1 Lap	1 Lap	57.364	75.246	72.230	0
21	89	Ben Dovey	Yamaha	600 P	11	11:00.211	1 Lap	2.861	58.686	73.551	71.917	0
22	42	Ben Murphy	Triumph	675 P	11	11:05.830	1 Lap	5.619	59.037	73.113	71.310	0
Not classified												
DNF	66	Joe Carnell	Triumph	675 P	8	7:33.357	DNF		55.244	78.133	76.168	0

Announcements

*** 10 second Jump Start Penalty - No 2***

*** No 92 - Transponder stopped working after lap 10***

Margin of Victory	Avg. Speed	Best Lap Tm	Best Speed	Best Lap by
9.813	80.848	51.989	83.025	92 - Matthew Jones

Timekeeper:

Race Director

Weather / Track: Bright / Dry

Results @ www.sportstiming.com





Thundersport GB Rounds 1 and 2

Lapchart

HMT Pre-National Sport 600

Brands Hatch 1.199 Miles

Race 14

03/03/2012 16:15

Race started at 16:15:57

Competitors

Laps

	0	1	2	3	4	5	6	7	8	9	10	11	12	
Matthew Jones (92)	1	92	92	92	92	92	92	92	92	92	199	199	199	
Joe Carnell (66)	2	66	2	2	199	199	199	199	199	199	13	13	13	
Alec Collinson (2)	3	2	11	11	11	2	2	2	13	13	13	60	60	60
Jamie Morris (199)	4	199	66	199	199	11	11	13	2	2	60	2	2	2
Sonny Martin (11)	5	11	93	66	13	13	13	11	11	60	2	43	43	43
Dylan James (142)	6	142	142	13	66	60	60	60	11	11	11	38	38	38
Luke Shelley (13)	7	13	60	93	62	66	66	62	43	43	43	38	23	23
Chris Green (60)	8	60	199	60	60	62	62	43	62	38	38	23	11	11
Michael Golden (88)	9	88	13	62	126	126	43	66	38	23	23	4	4	4
Ben Neary (93)	10	93	38	126	93	38	38	38	23	62	62	62	62	62
Dan Hill (311)	11	311	126	38	38	43	126	23	4	4	4	126	126	126
David Brook (73)	12	73	62	142	43	23	23	126	126	126	126	93	93	93
Dean Young (126)	13	126	88	23	23	93	4	4	66	93	93	73	73	73
Adam Extance (36)	14	36	73	43	88	4	93	93	93	66	73	88	88	88
Jake Robertson (62)	15	62	23	88	4	88	88	88	88	73	88	311	311	311
Dan Harrison (38)	16	38	43	73	142	73	73	73	73	88	311	142	142	142
Kyle Wilks (23)	17	23	311	311	73	311	311	311	311	311	142	99	99	99
Chris Wilkinson (43)	18	43	4	4	311	142	142	142	142	142	99	36	36	36
Stephen Kaplan (99)	19	99	36	36	99	99	99	99	99	36	36	92	92	92
Andrew Cameron (4)	20	4	99	99	36	36	36	36	36	99	19	19	19	19
Ben Dovey (89)	21	89	89	89	89	89	89	89	19	19	89	89	89	89
Ben Murphy (42)	22	42	42	42	42	19	19	19	89	89	42	42	42	42
Charley Oakland (19)	23	19	19	19	19	42	42	42	42	42				

Timekeeper:

Race Director

Weather / Track: Bright / Dry

Results @ www.sportstimeservices.com

Printed: 03/03/2012 16:31:26





Thundersport GB Rounds 1 and 2

HMT Pre-National Sport 600

Brands Hatch 1.199 Miles

Race 14

03/03/2012 16:15

Race started at 16:15:57

Lap	Lap Tm	Diff	Time of Day
(92) Matthew Jones			
1	55.715	+3.726	16:16:55.625
2	53.356	+1.367	16:17:48.981
3	52.907	+0.918	16:18:41.888
4	53.001	+1.012	16:19:34.889
5	52.323	+0.334	16:20:27.212
6	52.927	+0.938	16:21:20.139
7	52.565	+0.576	16:22:12.704
8	51.989		16:23:04.693
9	53.732	+1.743	16:23:58.425
10	1:44.398	+52.409	16:25:42.823
11	54.949	+2.960	16:26:37.772

(199) Jamie Morris			
1	59.695	+6.865	16:17:00.317
2	54.973	+2.143	16:17:55.290
3	53.651	+0.821	16:18:48.941
4	53.393	+0.563	16:19:42.334
5	52.843	+0.013	16:20:35.177
6	52.830		16:21:28.007
7	53.372	+0.542	16:22:21.379
8	52.928	+0.098	16:23:14.307
9	53.061	+0.231	16:24:07.368
10	53.431	+0.601	16:25:00.799
11	53.896	+1.066	16:25:54.695
12	52.890	+0.060	16:26:47.585

(13) Luke Shelley			
1	59.706	+6.638	16:17:00.471
2	55.091	+2.023	16:17:55.562
3	55.685	+2.617	16:18:51.247
4	53.423	+0.355	16:19:44.670
5	54.118	+1.050	16:20:38.788
6	53.298	+0.230	16:21:32.086
7	53.242	+0.174	16:22:25.328
8	53.068		16:23:18.396
9	53.332	+0.264	16:24:11.728
10	53.729	+0.661	16:25:05.457
11	54.317	+1.249	16:25:59.774
12	53.916	+0.848	16:26:53.690

(60) Chris Green			
1	59.377	+6.739	16:17:00.203
2	56.242	+3.604	16:17:56.445
3	55.445	+2.807	16:18:51.890
4	55.253	+2.615	16:19:47.143
5	53.812	+1.174	16:20:40.955
6	53.331	+0.693	16:21:34.286
7	53.596	+0.958	16:22:27.882
8	52.992	+0.354	16:23:20.874
9	52.638		16:24:13.512
10	53.364	+0.726	16:25:06.876
11	53.474	+0.836	16:26:00.350
12	53.888	+1.250	16:26:54.238

(43) Chris Wilkinson			
1	1:00.553	+7.957	16:17:02.197
2	55.869	+3.273	16:17:58.066
3	54.683	+2.087	16:18:52.749
4	55.277	+2.681	16:19:48.026

5	54.823	+2.227	16:20:42.849
6	55.290	+2.694	16:21:38.139
7	52.872	+0.276	16:22:31.011
8	52.596		16:23:23.607
9	53.304	+0.708	16:24:16.911
10	53.388	+0.792	16:25:10.299
11	52.658	+0.062	16:26:02.957
12	53.245	+0.649	16:26:56.202

(38) Dan Harrison			
1	58.998	+6.257	16:17:00.602
2	56.909	+4.168	16:17:57.511
3	55.042	+2.301	16:18:52.553
4	55.338	+2.597	16:19:47.891
5	54.997	+2.256	16:20:42.888
6	55.451	+2.710	16:21:38.339
7	53.686	+0.945	16:22:32.025
8	53.367	+0.626	16:23:25.392
9	52.988	+0.247	16:24:18.380
10	52.774	+0.033	16:25:11.154
11	52.741		16:26:03.895
12	53.170	+0.429	16:26:57.065

(23) Kyle Wilks			
1	1:00.215	+7.194	16:17:01.828
2	56.075	+3.054	16:17:57.903
3	55.000	+1.979	16:18:52.903
4	55.197	+2.176	16:19:48.100
5	55.089	+2.068	16:20:43.189
6	55.327	+2.306	16:21:38.516
7	53.637	+0.616	16:22:32.153
8	53.625	+0.604	16:23:25.778
9	53.221	+0.200	16:24:18.999
10	53.021		16:25:12.020
11	53.032	+0.011	16:26:05.052
12	53.448	+0.427	16:26:58.500

(11) Sonny Martin			
1	58.010	+3.714	16:16:58.717
2	55.027	+0.731	16:17:53.744
3	55.116	+0.820	16:18:48.860
4	54.985	+0.689	16:19:43.845
5	54.731	+0.435	16:20:38.576
6	54.567	+0.271	16:21:33.143
7	54.586	+0.290	16:22:27.729
8	54.741	+0.445	16:23:22.470
9	54.324	+0.028	16:24:16.794
10	54.296		16:25:11.090
11	54.605	+0.309	16:26:05.695
12	55.018	+0.722	16:27:00.713

(4) Andrew Cameron			
1	1:00.689	+7.115	16:17:02.539
2	56.650	+3.076	16:17:59.189
3	55.335	+1.761	16:18:54.524
4	54.813	+1.239	16:19:49.337
5	54.257	+0.683	16:20:43.594
6	55.386	+1.812	16:21:38.980
7	54.116	+0.542	16:22:33.096
8	53.868	+0.294	16:23:26.964
9	54.121	+0.547	16:24:21.085

10	53.750	+0.176	16:25:14.835
11	53.574		16:26:08.409
12	53.731	+0.157	16:27:02.140

(62) Jake Robertson			
1	59.653	+5.441	16:17:01.078
2	55.496	+1.284	16:17:56.574
3	55.232	+1.020	16:18:51.806
4	55.781	+1.569	16:19:47.587
5	55.241	+1.029	16:20:42.828
6	54.727	+0.515	16:21:37.555
7	54.402	+0.190	16:22:31.957
8	54.427	+0.215	16:23:26.384
9	54.513	+0.301	16:24:20.897
10	55.289	+1.077	16:25:16.186
11	54.256	+0.044	16:26:10.442
12	54.212		16:27:04.654

(2) Alec Collinson			
1	57.102	+3.538	16:16:57.389
2	55.195	+1.631	16:17:52.584
3	55.037	+1.473	16:18:47.621
4	55.361	+1.797	16:19:42.982
5	54.520	+0.956	16:20:37.502
6	54.445	+0.881	16:21:31.947
7	54.299	+0.735	16:22:26.246
8	54.555	+0.991	16:23:20.801
9	53.765	+0.201	16:24:14.566
10	53.564		16:25:08.130
11	53.837	+0.273	16:26:01.967
12	53.902	+0.338	16:26:55.869

(126) Dean Young			
1	59.793	+5.818	16:17:01.076
2	56.295	+2.320	16:17:57.371
3	54.629	+0.654	16:18:52.000
4	55.681	+1.706	16:19:47.681
5	55.400	+1.425	16:20:43.081
6	55.623	+1.648	16:21:38.704
7	54.949	+0.974	16:22:33.653
8	54.806	+0.831	16:23:28.459
9	55.159	+1.184	16:24:23.618
10	54.630	+0.655	16:25:18.248
11	54.591	+0.616	16:26:12.839
12	53.975		16:27:06.814

(93) Ben Neary			
1	58.053	+4.223	16:16:59.090
2	56.635	+2.805	16:17:55.725
3	56.729	+2.899	16:18:52.454
4	56.699	+2.869	16:19:49.153
5	55.796	+1.966	16:20:44.949
6	54.951	+1.121	16:21:39.900
7	54.943	+1.113	16:22:34.843
8	54.403	+0.573	16:23:29.246
9	54.746	+0.916	16:24:23.992
10	54.908	+1.078	16:25:18.900
11	54.526	+0.696	16:26:13.426
12	53.830		16:27:07.256

(73) David Brook			
-------------------------	--	--	--


Timekeeper:

Race Director

Weather / Track: Bright / Dry

Results @ www.sportstimingservices.com





Thundersport GB Rounds 1 and 2

HMT Pre-National Sport 600

Brands Hatch 1.199 Miles

Race 14

03/03/2012 16:15

Race started at 16:15:57

Lap	Lap Tm	Diff	Time of Day
1	1:00.563	+5.126	16:17:01.772
2	56.997	+1.560	16:17:58.769
3	56.869	+1.432	16:18:55.638
4	56.430	+0.993	16:19:52.068
5	55.568	+0.131	16:20:47.636
6	55.597	+0.160	16:21:43.233
7	55.955	+0.518	16:22:39.188
8	55.507	+0.070	16:23:34.695
9	55.633	+0.196	16:24:30.328
10	55.522	+0.085	16:25:25.850
11	56.121	+0.684	16:26:21.971
12	55.437		16:27:17.408

(88) Michael Golden

1	1:00.488	+5.359	16:17:01.447
2	56.661	+1.532	16:17:58.108
3	56.345	+1.216	16:18:54.453
4	55.795	+0.666	16:19:50.248
5	56.043	+0.914	16:20:46.291
6	56.295	+1.166	16:21:42.586
7	56.554	+1.425	16:22:39.140
8	56.359	+1.230	16:23:35.499
9	55.972	+0.843	16:24:31.471
10	56.127	+0.998	16:25:27.598
11	55.512	+0.383	16:26:23.110
12	55.129		16:27:18.239

(311) Dan Hill

1	1:01.178	+5.815	16:17:02.314
2	56.777	+1.414	16:17:59.091
3	56.880	+1.517	16:18:55.971
4	56.733	+1.370	16:19:52.704
5	55.363		16:20:48.067
6	55.474	+0.111	16:21:43.541
7	55.904	+0.541	16:22:39.445
8	56.393	+1.030	16:23:35.838
9	55.986	+0.623	16:24:31.824
10	55.957	+0.594	16:25:27.781
11	55.852	+0.489	16:26:23.633
12	55.459	+0.096	16:27:19.092

(142) Dylan James

1	59.252	+3.595	16:17:00.015
2	57.585	+1.928	16:17:57.600
3	57.894	+2.237	16:18:55.494
4	57.876	+2.219	16:19:53.370
5	56.850	+1.193	16:20:50.220
6	57.000	+1.343	16:21:47.220
7	57.166	+1.509	16:22:44.386
8	56.878	+1.221	16:23:41.264
9	56.739	+1.082	16:24:38.003
10	56.194	+0.537	16:25:34.197
11	56.047	+0.390	16:26:30.244
12	55.657		16:27:25.901

(99) Stephen Kaplan

1	1:01.987	+7.591	16:17:03.813
2	57.943	+3.547	16:18:01.756
3	57.016	+2.620	16:18:58.772
4	56.620	+2.224	16:19:55.392
5	56.458	+2.062	16:20:51.850

Lap	Lap Tm	Diff	Time of Day
6	55.892	+1.496	16:21:47.742
7	57.730	+3.334	16:22:45.472
8	59.227	+4.831	16:23:44.699
9	56.300	+1.904	16:24:40.999
10	55.275	+0.879	16:25:36.274
11	55.482	+1.086	16:26:31.756
12	54.396		16:27:26.152

(36) Adam Extnace

1	1:02.203	+6.197	16:17:03.593
2	58.145	+2.139	16:18:01.738
3	57.662	+1.656	16:18:59.400
4	57.260	+1.254	16:19:56.660
5	56.776	+0.770	16:20:53.436
6	57.039	+1.033	16:21:50.475
7	57.058	+1.052	16:22:47.533
8	57.128	+1.122	16:23:44.661
9	56.673	+0.667	16:24:41.334
10	56.341	+0.335	16:25:37.675
11	56.006		16:26:33.681
12	56.121	+0.115	16:27:29.802

(19) Charley Oakland

1	1:04.255	+6.891	16:17:06.928
2	1:00.559	+3.195	16:18:07.487
3	59.725	+2.361	16:19:07.212
4	59.017	+1.653	16:20:06.229
5	58.467	+1.103	16:21:04.696
6	57.915	+0.551	16:22:02.611
7	58.616	+1.252	16:23:01.227
8	57.364		16:23:58.591
9	58.504	+1.140	16:24:57.095
10	58.671	+1.307	16:25:55.766
11	58.690	+1.326	16:26:54.456

(89) Ben Dovey

1	1:03.233	+4.547	16:17:05.155
2	59.675	+0.989	16:18:04.830
3	59.588	+0.902	16:19:04.418
4	59.612	+0.926	16:20:04.030
5	59.103	+0.417	16:21:03.133
6	59.254	+0.568	16:22:02.387
7	59.072	+0.386	16:23:01.459
8	58.686		16:24:00.145
9	59.174	+0.488	16:24:59.319
10	59.008	+0.322	16:25:58.327
11	58.990	+0.304	16:26:57.317

(42) Ben Murphy

1	1:04.786	+5.749	16:17:06.827
2	1:00.587	+1.550	16:18:07.414
3	59.634	+0.597	16:19:07.048
4	59.244	+0.207	16:20:06.292
5	59.795	+0.758	16:21:06.087
6	59.037		16:22:05.124
7	59.103	+0.066	16:23:04.227
8	59.968	+0.931	16:24:04.195
9	59.156	+0.119	16:25:03.351
10	59.305	+0.268	16:26:02.656
11	1:00.280	+1.243	16:27:02.936

Timekeeper:

Race Director

Weather / Track: Bright / Dry

Results @ www.sportstimingservices.com





Thundersport GB Rounds 1 and 2

HMT Pre-National Sport 600

Brands Hatch 1.199 Miles

Race 9 & 18 - Starting Grid Sunday

04/03/2012

Race



POLE POSITION

	1	2	3	4
1	92 Matthew Jones 51.989	43 Chris Wilkinson 52.596	60 Chris Green 52.638	199 Jamie Morris 52.830
2	23 Kyle Wilks 53.021	13 Luke Shelley 53.068	2 Alec Collinson 53.564	93 Ben Neary 53.830
3	126 Dean Young 53.975	62 Jake Robertson 54.212	11 Sonny Martin 54.296	99 Stephen Kaplan 54.396
4	88 Michael Golden 55.129	66 Joe Carnell 55.244	311 Dan Hill 55.363	73 David Brook 55.437
5	142 Dylan James 55.657	36 Adam Extance 56.006	19 Charley Oakland 57.364	50 Sam Thompson 57.815
6	89 Ben Dovey 58.686	42 Ben Murphy 59.037	22 Matt Parker 59.988	48 Billy Weeden 1:12.250

Timekeeper:
 Race Director
 Weather / Track:
 Results @ www.sportstimeservices.com
 Printed: 03/03/2012 16:59:05





Thundersport GB Rounds 1 and 2

Sorted on Best Lap time

Pre National 600

Brands Hatch 1.199 Miles

Warmup

04/03/2012 10:15

Practice started at 10:15:21

Pos	No.	Name	Bike	CC	Best Tm	Best Speed	Gap	Diff	In Lap	2nd Best
1	92	Matthew Jones	Kawasaki	600 P	59.789	72.194			5	1:01.027
2	62	Jake Robertson	Triumph	675 P	1:00.371	71.498	0.582	0.582	7	1:00.963
3	66	Joe Carnell	Triumph	675 P	1:01.463	70.228	1.092	1.674	8	1:02.868
4	13	Luke Shelley	Honda	600 P	1:02.710	68.831	1.247	2.921	6	1:02.851
5	88	Michael Golden	Kawasaki	600 P	1:02.762	68.774	0.052	2.973	4	1:02.776
6	11	Sonny Martin	Yamaha	600 P	1:02.971	68.546	0.209	3.182	5	1:03.024
7	93	Ben Neary	Yamaha	600 P	1:03.653	67.811	0.682	3.864	8	1:05.458
8	73	David Brook	Yamaha	600 P	1:04.289	67.141	0.636	4.500	6	1:04.549
9	23	Kyle Wilks	Kawasaki	600 S	1:04.611	66.806	0.322	4.822	4	1:04.827
10	36	Adam Extance	Honda	600 P	1:04.782	66.630	0.171	4.993	5	1:05.494
11	311	Dan Hill	Yamaha	600 P	1:05.717	65.682	0.935	5.928	8	1:05.747
12	22	Matt Parker	Honda	600 P	1:06.106	65.295	0.389	6.317	6	1:07.016
13	60	Chris Green	Yamaha	600 P	1:06.727	64.687	0.621	6.938	5	1:06.798
14	99	Stephen Kaplan	Yamaha	600 P	1:07.403	64.039	0.676	7.614	5	1:07.912
15	89	Ben Dovey	Yamaha	600 P	1:08.305	63.193	0.902	8.516	5	1:08.521
16	19	Charley Oakland	Yamaha	600 P	1:09.837	61.807	1.532	10.048	6	1:10.346
17	2	Alec Collinson	Kawasaki	440 P	1:10.488	61.236	0.651	10.699	4	1:11.288
18	42	Ben Murphy	Triumph	675 P	1:10.605	61.134	0.117	10.816	4	1:11.205
19	43	Chris Wilkinson	Yamaha	600 P	1:11.354	60.493	0.749	11.565	4	1:12.188

Announcements

No Transponder - No 74

Timekeeper:

Race Director

Weather / Track: Raining / Wet

Results @ www.sportstimingsservices.com

Printed: 04/03/2012 10:27:10





Thundersport GB Rounds 1 and 2

Sorted on Laps

HMT Pre-National Sport 600

Brands Hatch 1.199 Miles

Race 9

04/03/2012 14:26

Race started at 14:26:09

Pos	No.	Name	Bike	CC	Laps	Total Tm	Diff	Gap	Best Tm	Best Speed	Avg. Speed	Start Pos
1	88	Michael Golden	Kawasaki	600 P	12	12:42.512			1:00.797	70.997	67.929	0
2	199	Jamie Morris	Yamaha	600 P	12	13:07.516	25.004	25.004	1:02.922	68.599	65.772	4
3	66	Joe Carnell	Triumph	675 P	12	13:08.195	25.683	0.679	1:03.264	68.228	65.716	14
4	22	Matt Parker	Honda	600 P	12	13:08.634	26.122	0.439	1:02.978	68.538	65.679	23
5	93	Ben Neary	Yamaha	600 P	12	13:21.849	39.337	13.215	1:05.115	66.289	64.597	8
6	73	David Brook	Yamaha	600 P	12	13:41.370	58.858	19.521	1:05.957	65.443	63.061	16
7	23	Kyle Wilks	Kawasaki	600 S	11	12:42.586	1 Lap	1 Lap	1:06.994	64.430	62.262	5
8	2	Alec Collinson	Kawasaki	440 P	11	12:43.105	1 Lap	0.519	1:05.486	65.913	62.220	7
9	36	Adam Extance	Honda	600 P	11	12:48.524	1 Lap	5.419	1:08.615	62.908	61.781	18
10	142	Dylan James	Yamaha	600 P	11	12:48.557	1 Lap	0.033	1:08.167	63.321	61.779	17
11	126	Dean Young	Yamaha	600 P	11	12:56.650	1 Lap	8.093	1:09.154	62.417	61.135	9
12	99	Stephen Kaplan	Yamaha	600 P	11	12:57.013	1 Lap	0.363	1:08.638	62.886	61.106	12
13	43	Chris Wilkinson	Yamaha	600 P	11	12:58.161	1 Lap	1.148	1:09.380	62.214	61.016	2
14	89	Ben Dovey	Yamaha	600 P	11	13:01.829	1 Lap	3.668	1:09.357	62.235	60.730	21
15	42	Ben Murphy	Triumph	675 P	11	13:41.845	1 Lap	40.016	1:11.952	59.990	57.773	22
16	19	Charley Oakland	Yamaha	600 P	10	12:47.353	2 Laps	1 Lap	1:13.475	58.747	56.251	19

Not classified

DNF	62	Jake Robertson	Triumph	675 P	5	5:15.007	DNF		1:01.416	70.281	68.513	10
DNF	13	Luke Shelley	Honda	600 P	3	3:16.502	DNF		1:02.501	69.061	65.899	6
DNF	60	Chris Green	Yamaha	600 P	3	3:21.864	DNF		1:05.001	66.405	64.148	3
DNF	11	Sonny Martin	Yamaha	600 P	1	1:13.324	DNF		1:09.375	62.218	58.867	11
DNF	311	Dan Hill	Yamaha	600 P	1	1:14.093	DNF		1:10.276	61.421	58.256	15
DNF	92	Matthew Jones	Kawasaki	600 P		2.577	DNF		-	-	-	1

Margin of Victory	Avg. Speed	Best Lap Tm	Best Speed	Best Lap by
25.004	67.929	1:00.797	70.997	88 - Michael Golden


Timekeeper:

Race Director

Weather / Track: Raining / Wet

Results @ www.sportstimingsservices.com





Thundersport GB Rounds 1 and 2

Lapchart

HMT Pre-National Sport 600

Brands Hatch 1.199 Miles

Race 9

04/03/2012 14:26

Race started at 14:26:09

Competitors

Laps

	0	1	2	3	4	5	6	7	8	9	10	11	12	
Matthew Jones (92)	1	92	88	88	62	88	88	88	88	88	88	88	88	
Kyle Wilks (23)	2	23	62	62	88	62	66	66	66	66	66	199	199	
Chris Green (60)	3	60	93	13	13	66	66	93	199	199	22	199	66	66
Jamie Morris (199)	4	199	23	93	60	93	93	199	22	22	199	22	22	22
Alec Collinson (2)	5	2	13	60	93	199	199	22	93	93	93	93	93	93
Chris Wilkinson (43)	6	43	60	66	66	22	22	23	73	73	73	73	73	73
Jake Robertson (62)	7	62	66	199	199	23	23	73	23	23	23	23	23	23
Ben Neary (93)	8	93	199	23	22	36	36	36	36	36	36	2	2	2
Luke Shelley (13)	9	13	11	22	23	126	73	126	142	142	2	36	36	36
Dean Young (126)	10	126	311	126	126	73	126	142	126	2	142	142	142	142
Michael Golden (88)	11	88	2	2	36	43	43	2	2	126	126	126	126	126
Dan Hill (311)	12	311	43	43	43	2	142	43	43	43	43	43	99	99
Joe Carnell (66)	13	66	22	36	2	142	2	99	99	99	99	99	43	43
Dylan James (142)	14	142	126	142	142	99	99	89	89	89	89	89	89	89
Sonny Martin (11)	15	11	142	73	73	89	89	42	42	42	42	42	42	42
Adam Extance (36)	16	36	36	99	99	42	42	19	19	19	19	19	19	19
Matt Parker (22)	17	22	73	89	89	19	19							
Stephen Kaplan (99)	18	99	89	42	42									
David Brook (73)	19	73	99	19	19									
Ben Dovey (89)	20	89	42											
Charley Oakland (19)	21	19	19											
Ben Murphy (42)	22	42												

Timekeeper:

Race Director

Weather / Track: Raining / Wet

Results @ www.sportstimingservices.com

Printed: 04/03/2012 14:42:03





Thundersport GB Rounds 1 and 2

HMT Pre-National Sport 600

Brands Hatch 1.199 Miles

Race 9

04/03/2012 14:26

Race started at 14:26:09

Lap	Lap Tm	Diff	Time of Day
(88) Michael Golden			
1	1:03.026	+2.229	14:27:15.784
2	1:02.228	+1.431	14:28:18.012
3	1:02.904	+2.107	14:29:20.916
4	1:00.797		14:30:21.713
5	1:02.200	+1.403	14:31:23.913
6	1:03.041	+2.244	14:32:26.954
7	1:02.903	+2.106	14:33:29.857
8	1:03.255	+2.458	14:34:33.112
9	1:03.724	+2.927	14:35:36.836
10	1:03.963	+3.166	14:36:40.799
11	1:05.327	+4.530	14:37:46.126
12	1:05.464	+4.667	14:38:51.590

(199) Jamie Morris			
1	1:09.350	+6.428	14:27:21.408
2	1:05.606	+2.684	14:28:27.014
3	1:05.680	+2.758	14:29:32.694
4	1:06.725	+3.803	14:30:39.419
5	1:07.459	+4.537	14:31:46.878
6	1:05.977	+3.055	14:32:52.855
7	1:05.586	+2.664	14:33:58.441
8	1:04.773	+1.851	14:35:03.214
9	1:04.016	+1.094	14:36:07.230
10	1:03.211	+0.289	14:37:10.441
11	1:03.231	+0.309	14:38:13.672
12	1:02.922		14:39:16.594

(66) Joe Carnell			
1	1:07.647	+4.383	14:27:20.546
2	1:06.012	+2.748	14:28:26.558
3	1:04.556	+1.292	14:29:31.114
4	1:03.895	+0.631	14:30:35.009
5	1:04.909	+1.645	14:31:39.918
6	1:05.849	+2.585	14:32:45.767
7	1:06.934	+3.670	14:33:52.701
8	1:05.998	+2.734	14:34:58.699
9	1:05.915	+2.651	14:36:04.614
10	1:05.504	+2.240	14:37:10.118
11	1:03.891	+0.627	14:38:14.009
12	1:03.264		14:39:17.273

(22) Matt Parker			
1	1:10.785	+7.807	14:27:24.205
2	1:07.388	+4.410	14:28:31.593
3	1:06.924	+3.946	14:29:38.517
4	1:05.493	+2.515	14:30:44.010
5	1:05.310	+2.332	14:31:49.320
6	1:03.792	+0.814	14:32:53.112
7	1:05.963	+2.985	14:33:59.075
8	1:04.510	+1.532	14:35:03.585
9	1:02.978		14:36:06.563
10	1:04.421	+1.443	14:37:10.984
11	1:03.365	+0.387	14:38:14.349
12	1:03.363	+0.385	14:39:17.712

(93) Ben Neary			
1	1:06.256	+1.141	14:27:18.554
2	1:05.115		14:28:23.669
3	1:07.439	+2.324	14:29:31.108

4	1:07.510	+2.395	14:30:38.618
5	1:07.063	+1.948	14:31:45.681
6	1:06.442	+1.327	14:32:52.123
7	1:06.994	+1.879	14:33:59.117
8	1:06.564	+1.449	14:35:05.681
9	1:06.602	+1.487	14:36:12.283
10	1:06.572	+1.457	14:37:18.855
11	1:06.037	+0.922	14:38:24.892
12	1:06.035	+0.920	14:39:30.927

(73) David Brook			
1	1:12.469	+6.512	14:27:26.138
2	1:09.851	+3.894	14:28:35.989
3	1:10.885	+4.928	14:29:46.874
4	1:08.204	+2.247	14:30:55.078
5	1:08.541	+2.584	14:32:03.619
6	1:08.454	+2.497	14:33:12.073
7	1:06.010	+0.053	14:34:18.083
8	1:06.089	+0.132	14:35:24.172
9	1:06.458	+0.501	14:36:30.630
10	1:05.957		14:37:36.587
11	1:07.060	+1.103	14:38:43.647
12	1:06.801	+0.844	14:39:50.448

(23) Kyle Wilks			
1	1:08.325	+1.331	14:27:20.243
2	1:11.204	+4.210	14:28:31.447
3	1:10.163	+3.169	14:29:41.610
4	1:09.833	+2.839	14:30:51.443
5	1:10.353	+3.359	14:32:01.796
6	1:09.980	+2.986	14:33:11.776
7	1:09.274	+2.280	14:34:21.050
8	1:08.415	+1.421	14:35:29.465
9	1:07.321	+0.327	14:36:36.786
10	1:07.884	+0.890	14:37:44.670
11	1:06.994		14:38:51.664

(2) Alec Collinson			
1	1:11.418	+5.932	14:27:23.606
2	1:10.175	+4.689	14:28:33.781
3	1:12.477	+6.991	14:29:46.258
4	1:10.333	+4.847	14:30:56.591
5	1:10.020	+4.534	14:32:06.611
6	1:09.641	+4.155	14:33:16.252
7	1:08.511	+3.025	14:34:24.763
8	1:08.189	+2.703	14:35:32.952
9	1:07.302	+1.816	14:36:40.254
10	1:05.486		14:37:45.740
11	1:06.443	+0.957	14:38:52.183

(36) Adam Exrance			
1	1:12.798	+4.183	14:27:25.864
2	1:09.483	+0.868	14:28:35.347
3	1:09.606	+0.991	14:29:44.953
4	1:09.407	+0.792	14:30:54.360
5	1:08.915	+0.300	14:32:03.275
6	1:09.073	+0.458	14:33:12.348
7	1:08.926	+0.311	14:34:21.274
8	1:09.183	+0.568	14:35:30.457
9	1:09.347	+0.732	14:36:39.804
10	1:08.615		14:37:48.419

11	1:09.183	+0.568	14:38:57.602
(142) Dylan James			
1	1:11.907	+3.740	14:27:24.925
2	1:10.613	+2.446	14:28:35.538
3	1:11.048	+2.881	14:29:46.586
4	1:10.262	+2.095	14:30:56.848
5	1:09.249	+1.082	14:32:06.097
6	1:09.533	+1.366	14:33:15.630
7	1:08.489	+0.322	14:34:24.119
8	1:08.536	+0.369	14:35:32.655
9	1:08.342	+0.175	14:36:40.997
10	1:08.167		14:37:49.164
11	1:08.471	+0.304	14:38:57.635

(126) Dean Young			
1	1:11.831	+2.677	14:27:24.419
2	1:09.154		14:28:33.573
3	1:10.809	+1.655	14:29:44.382
4	1:10.189	+1.035	14:30:54.571
5	1:10.497	+1.343	14:32:05.068
6	1:09.878	+0.724	14:33:14.946
7	1:09.307	+0.153	14:34:24.253
8	1:10.855	+1.701	14:35:35.108
9	1:10.525	+1.371	14:36:45.633
10	1:10.676	+1.522	14:37:56.309
11	1:09.419	+0.265	14:39:05.728

(99) Stephen Kaplan			
1	1:14.479	+5.841	14:27:27.940
2	1:09.780	+1.142	14:28:37.720
3	1:09.965	+1.327	14:29:47.685
4	1:09.877	+1.239	14:30:57.562
5	1:10.427	+1.789	14:32:07.989
6	1:10.410	+1.772	14:33:18.399
7	1:09.473	+0.835	14:34:27.872
8	1:09.587	+0.949	14:35:37.459
9	1:10.075	+1.437	14:36:47.534
10	1:09.919	+1.281	14:37:57.453
11	1:08.638		14:39:06.091

(43) Chris Wilkinson			
1	1:11.832	+2.452	14:27:24.051
2	1:10.590	+1.210	14:28:34.641
3	1:10.632	+1.252	14:29:45.273
4	1:09.884	+0.504	14:30:55.157
5	1:10.463	+1.083	14:32:05.620
6	1:11.672	+2.292	14:33:17.292
7	1:09.380		14:34:26.672
8	1:10.518	+1.138	14:35:37.190
9	1:10.195	+0.815	14:36:47.385
10	1:09.884	+0.504	14:37:57.269
11	1:09.970	+0.590	14:39:07.239

(89) Ben Dovey			
1	1:13.949	+4.592	14:27:27.800
2	1:11.275	+1.918	14:28:39.075
3	1:11.398	+2.041	14:29:50.473
4	1:10.191	+0.834	14:31:00.664
5	1:10.638	+1.281	14:32:11.302
6	1:10.467	+1.110	14:33:21.769

Timekeeper:

Race Director

Weather / Track: Raining / Wet

Results @ www.sportstimingservices.com





Thundersport GB Rounds 1 and 2

HMT Pre-National Sport 600

Brands Hatch 1.199 Miles

Race 9

04/03/2012 14:26

Race started at 14:26:09



Lap	Lap Tm	Diff	Time of Day
7	1:10.083	+0.726	14:34:31.852
8	1:10.059	+0.702	14:35:41.911
9	1:10.059	+0.702	14:36:51.970
10	1:09.580	+0.223	14:38:01.550
11	1:09.357		14:39:10.907

(42) Ben Murphy

1	1:18.298	+6.346	14:27:32.921
2	1:15.124	+3.172	14:28:48.045
3	1:14.583	+2.631	14:30:02.628
4	1:11.952		14:31:14.580
5	1:14.108	+2.156	14:32:28.688
6	1:15.168	+3.216	14:33:43.856
7	1:13.981	+2.029	14:34:57.837
8	1:14.697	+2.745	14:36:12.534
9	1:12.821	+0.869	14:37:25.355
10	1:12.415	+0.463	14:38:37.770
11	1:13.153	+1.201	14:39:50.923

(19) Charley Oakland

1	1:20.351	+6.876	14:27:34.329
2	1:18.161	+4.686	14:28:52.490
3	1:16.550	+3.075	14:30:09.040
4	1:17.679	+4.204	14:31:26.719
5	1:16.714	+3.239	14:32:43.433
6	1:16.058	+2.583	14:33:59.491
7	1:15.887	+2.412	14:35:15.378
8	1:13.672	+0.197	14:36:29.050
9	1:13.906	+0.431	14:37:42.956
10	1:13.475		14:38:56.431

(62) Jake Robertson

1	1:04.029	+2.613	14:27:16.306
2	1:01.801	+0.385	14:28:18.107
3	1:02.448	+1.032	14:29:20.555
4	1:01.416		14:30:21.971
5	1:02.114	+0.698	14:31:24.085

(13) Luke Shelley

1	1:07.826	+5.325	14:27:20.372
2	1:02.707	+0.206	14:28:23.079
3	1:02.501		14:29:25.580

(60) Chris Green

1	1:08.527	+3.526	14:27:20.457
2	1:05.001		14:28:25.458
3	1:05.484	+0.483	14:29:30.942

(11) Sonny Martin

1	1:09.375		14:27:22.402
---	-----------------	--	--------------

(311) Dan Hill

1	1:10.276		14:27:23.171
---	-----------------	--	--------------

Lap Lap Tm Diff Time of Day

Lap Lap Tm Diff Time of Day

Timekeeper:

Race Director

Weather / Track: Raining / Wet

Results @ www.sportstimingservices.com





Thundersport GB Rounds 1 and 2

Sorted on Laps

HMT Pre-National Sport 600

Brands Hatch 1.199 Miles

Race 18

04/03/2012 17:19

Race started at 17:19:19

Pos	No.	Name	Bike	CC	Laps	Total Tm	Diff	Gap	Best Tm	Best Speed	Avg. Speed	Start Pos
1	88	Michael Golden	Kawasaki	600 P	10	10:46.606			1:03.202	68.295	66.755	0
2	93	Ben Neary	Yamaha	600 P	10	10:49.377	2.771	2.771	1:03.747	67.711	66.470	0
3	73	David Brook	Yamaha	600 P	10	11:11.168	24.562	21.791	1:05.739	65.660	64.312	0
4	2	Alec Collinson	Kawasaki	440 P	10	11:11.776	25.170	0.608	1:05.948	65.452	64.253	0
5	36	Adam Extance	Honda	600 P	10	11:21.609	35.003	9.833	1:05.775	65.624	63.327	0
6	311	Dan Hill	Yamaha	600 P	10	11:22.216	35.610	0.607	1:05.462	65.937	63.270	0
7	11	Sonny Martin	Yamaha	600 P	10	11:29.588	42.982	7.372	1:07.647	63.808	62.594	0
8	142	Dylan James	Yamaha	600 P	10	11:41.878	55.272	12.290	1:08.117	63.367	61.498	0
9	126	Dean Young	Yamaha	600 P	10	11:49.012	1:02.406	7.134	1:09.191	62.384	60.879	0
10	43	Chris Wilkinson	Yamaha	600 P	10	11:49.553	1:02.947	0.541	1:09.898	61.753	60.833	0
11	19	Charley Oakland	Yamaha	600 P	9	11:36.534	1 Lap	1 Lap	1:14.900	57.629	55.773	0

Not classified

DNF	22	Matt Parker	Honda	600 P	9	10:09.607	DNF		1:04.901	66.507	63.726	0
DNF	62	Jake Robertson	Triumph	675 P	7	7:37.552	DNF		1:03.998	67.446	66.036	0
DNF	13	Luke Shelley	Honda	600 P	3	3:19.801	DNF		1:04.054	67.387	64.810	0
DNF	199	Jamie Morris	Yamaha	600 P		3.667	DNF		-	-	-	0

Margin of Victory	Avg. Speed	Best Lap Tm	Best Speed	Best Lap by
2.771	66.755	1:03.202	68.295	88 - Michael Golden

Timekeeper:

Race Director

Weather / Track: Raining / Wet

Results @ www.sportstimeservices.com





Thundersport GB Rounds 1 and 2

Lapchart

HMT Pre-National Sport 600

Brands Hatch 1.199 Miles

Race 18

04/03/2012 17:19

Race started at 17:19:19

Competitors

Laps

	0	1	2	3	4	5	6	7	8	9	10
Alec Collinson (2)	1	2	93	93	88	88	88	88	88	88	88
Chris Wilkinson (43)	2	43	2	88	93	93	62	93	93	93	93
Ben Neary (93)	3	93	13	62	62	62	93	62	62	73	73
Luke Shelley (13)	4	13	88	13	13	2	2	2	2	2	2
Jamie Morris (199)	5	199	62	2	2	73	73	73	73	22	22
Dean Young (126)	6	126	311	311	311	311	311	311	311	311	311
Jake Robertson (62)	7	62	73	73	73	11	22	22	22	36	36
Dan Hill (311)	8	311	126	11	11	22	11	36	36	11	11
Michael Golden (88)	9	88	43	126	22	36	36	11	11	126	142
Sonny Martin (11)	10	11	11	36	36	126	126	126	126	142	126
Adam Extance (36)	11	36	36	43	126	43	43	43	43	43	43
David Brook (73)	12	73	142	22	43	142	142	142	142	19	19
Dylan James (142)	13	142	22	142	142	19	19	19	19		
Matt Parker (22)	14	22	19	19	19						
Charley Oakland (19)	15	19									

Timekeeper:

Race Director

Weather / Track: Raining / Wet

Results @ www.sportstimeservices.com

Printed: 04/03/2012 17:34:31





Thundersport GB Rounds 1 and 2

HMT Pre-National Sport 600

Brands Hatch 1.199 Miles

Race 18

04/03/2012 17:19

Race started at 17:19:19

Lap	Lap Tm	Diff	Time of Day
(88) Michael Golden			
1	1:06.320	+3.118	17:20:30.267
2	1:03.872	+0.670	17:21:34.139
3	1:04.443	+1.241	17:22:38.582
4	1:03.615	+0.413	17:23:42.197
5	1:04.746	+1.544	17:24:46.943
6	1:03.844	+0.642	17:25:50.787
7	1:04.153	+0.951	17:26:54.940
8	1:03.971	+0.769	17:27:58.911
9	1:04.312	+1.110	17:29:03.223
10	1:03.202		17:30:06.425

(93) Ben Neary			
1	1:04.937	+1.190	17:20:28.302
2	1:05.630	+1.883	17:21:33.932
3	1:04.903	+1.156	17:22:38.835
4	1:04.713	+0.966	17:23:43.548
5	1:04.906	+1.159	17:24:48.454
6	1:03.747		17:25:52.201
7	1:04.474	+0.727	17:26:56.675
8	1:04.163	+0.416	17:28:00.838
9	1:04.360	+0.613	17:29:05.198
10	1:03.998	+0.251	17:30:09.196

(73) David Brook			
1	1:08.455	+2.716	17:20:32.728
2	1:07.116	+1.377	17:21:39.844
3	1:05.739		17:22:45.583
4	1:06.133	+0.394	17:23:51.716
5	1:06.457	+0.718	17:24:58.173
6	1:05.995	+0.256	17:26:04.168
7	1:06.506	+0.767	17:27:10.674
8	1:06.310	+0.571	17:28:16.984
9	1:07.263	+1.524	17:29:24.247
10	1:06.740	+1.001	17:30:30.987

(2) Alec Collinson			
1	1:06.714	+0.766	17:20:29.845
2	1:06.929	+0.981	17:21:36.774
3	1:06.312	+0.364	17:22:43.086
4	1:07.704	+1.756	17:23:50.790
5	1:06.139	+0.191	17:24:56.929
6	1:06.141	+0.193	17:26:03.070
7	1:07.250	+1.302	17:27:10.320
8	1:07.470	+1.522	17:28:17.790
9	1:07.857	+1.909	17:29:25.647
10	1:05.948		17:30:31.595

(36) Adam Extance			
1	1:11.292	+5.517	17:20:35.322
2	1:08.516	+2.741	17:21:43.838
3	1:07.708	+1.933	17:22:51.546
4	1:08.092	+2.317	17:23:59.638
5	1:08.096	+2.321	17:25:07.734
6	1:06.440	+0.665	17:26:14.174
7	1:06.889	+1.114	17:27:21.063
8	1:06.612	+0.837	17:28:27.675
9	1:07.978	+2.203	17:29:35.653
10	1:05.775		17:30:41.428

Lap	Lap Tm	Diff	Time of Day
(311) Dan Hill			
1	1:07.496	+2.034	17:20:31.440
2	1:05.462		17:21:36.902
3	1:07.014	+1.552	17:22:43.916
4	1:08.454	+2.992	17:23:52.370
5	1:07.010	+1.548	17:24:59.380
6	1:08.866	+3.404	17:26:08.246
7	1:08.807	+3.345	17:27:17.053
8	1:08.293	+2.831	17:28:25.346
9	1:08.230	+2.768	17:29:33.576
10	1:08.459	+2.997	17:30:42.035

(11) Sonny Martin			
1	1:10.801	+3.154	17:20:34.773
2	1:08.198	+0.551	17:21:42.971
3	1:08.379	+0.732	17:22:51.350
4	1:07.920	+0.273	17:23:59.270
5	1:08.255	+0.608	17:25:07.525
6	1:08.015	+0.368	17:26:15.540
7	1:08.559	+0.912	17:27:24.099
8	1:08.316	+0.669	17:28:32.415
9	1:07.647		17:29:40.062
10	1:09.345	+1.698	17:30:49.407

(142) Dylan James			
1	1:11.897	+3.780	17:20:36.199
2	1:09.297	+1.180	17:21:45.496
3	1:09.931	+1.814	17:22:55.427
4	1:10.269	+2.152	17:24:05.696
5	1:10.343	+2.226	17:25:16.039
6	1:09.950	+1.833	17:26:25.989
7	1:09.792	+1.675	17:27:35.781
8	1:09.432	+1.315	17:28:45.213
9	1:08.367	+0.250	17:29:53.580
10	1:08.117		17:31:01.697

(126) Dean Young			
1	1:10.377	+1.186	17:20:33.928
2	1:09.191		17:21:43.119
3	1:10.094	+0.903	17:22:53.213
4	1:11.060	+1.869	17:24:04.273
5	1:10.254	+1.063	17:25:14.527
6	1:10.025	+0.834	17:26:24.552
7	1:09.963	+0.772	17:27:34.515
8	1:10.139	+0.948	17:28:44.654
9	1:11.865	+2.674	17:29:56.519
10	1:12.312	+3.121	17:31:08.831

(43) Chris Wilkinson			
1	1:10.994	+1.096	17:20:34.235
2	1:10.384	+0.486	17:21:44.619
3	1:10.246	+0.348	17:22:54.865
4	1:10.185	+0.287	17:24:05.050
5	1:10.635	+0.737	17:25:15.685
6	1:09.898		17:26:25.583
7	1:09.923	+0.025	17:27:35.506
8	1:10.884	+0.986	17:28:46.390
9	1:11.248	+1.350	17:29:57.638
10	1:11.734	+1.836	17:31:09.372

(19) Charley Oakland

Lap	Lap Tm	Diff	Time of Day
1	1:16.626	+1.726	17:20:41.803
2	1:15.871	+0.971	17:21:57.674
3	1:18.435	+3.535	17:23:16.109
4	1:18.050	+3.150	17:24:34.159
5	1:15.376	+0.476	17:25:49.535
6	1:15.651	+0.751	17:27:05.186
7	1:14.900		17:28:20.086
8	1:17.478	+2.578	17:29:37.564
9	1:18.789	+3.889	17:30:56.353

(22) Matt Parker			
1	1:11.619	+6.718	17:20:36.271
2	1:08.533	+3.632	17:21:44.804
3	1:06.687	+1.786	17:22:51.491
4	1:07.803	+2.902	17:23:59.294
5	1:08.006	+3.105	17:25:07.300
6	1:05.103	+0.202	17:26:12.403
7	1:04.901		17:27:17.304
8	1:06.058	+1.157	17:28:23.362
9	1:06.064	+1.163	17:29:29.426

(62) Jake Robertson			
1	1:06.920	+2.922	17:20:30.554
2	1:03.998		17:21:34.552
3	1:04.591	+0.593	17:22:39.143
4	1:04.708	+0.710	17:23:43.851
5	1:04.489	+0.491	17:24:48.340
6	1:04.382	+0.384	17:25:52.722
7	1:04.649	+0.651	17:26:57.371

(13) Luke Shelley			
1	1:06.712	+2.658	17:20:30.117
2	1:05.449	+1.395	17:21:35.566
3	1:04.054		17:22:39.620

Timekeeper:

Race Director

Weather / Track: Raining / Wet

Results @ www.sportstimingservices.com





Thundersport GB Rounds 1 and 2

Sorted on Best Lap time

Morello Services GP1

Brands Hatch 1.199 Miles

Qualifying

03/03/2012 10:22

Practice started at 10:22:48

Pos	No.	Name	Bike	CC	Best Tm	Best Speed	Gap	Diff	In Lap	2nd Best
1	33	Steve Mercer	Honda	1000 GP	50.238	85.919			15	50.521
2	8	Daniel Hegarty	BMW	1000 GP	51.220	84.272	0.982	0.982	14	51.556
3	138	Michael Blank	Kawasaki	1000 GP	51.514	83.791	0.294	1.276	4	52.023
4	19	Mike Dickinson	BMW	1000 GP	51.549	83.734	0.035	1.311	8	52.146
5	4	Peter Baker	Suzuki	1000 GP	51.666	83.544	0.117	1.428	16	52.447
6	71	Philip Crowe	BMW	1000 GP	52.174	82.731	0.508	1.936	8	52.226
7	15	Dan Kneen	Suzuki	1000 GP	52.213	82.669	0.039	1.975	9	52.403
8	30	Ian Mackman	Kawasaki	1000 S	52.213	82.669		1.975	9	52.544
9	38	Rob McNealy	BMW	1000 S	52.221	82.656	0.008	1.983	8	52.331
10	3	Adrian Clark	Honda	1000 GP	52.261	82.593	0.040	2.023	7	52.377
11	111	Alex Heaton	Ducati	1198 S	52.307	82.521	0.046	2.069	15	53.010
12	67	James Hurrell	Kawasaki	1000 GP	53.274	81.023	0.967	3.036	10	53.418
13	80	Adam Boyle	Honda	1000 GP	53.308	80.971	0.034	3.070	5	53.394
14	94	Sam Hornsey	Suzuki	600 GP	53.442	80.768	0.134	3.204	11	53.530
15	11	Ben Scranage	Honda	1000 S	53.707	80.369	0.265	3.469	15	53.895
16	9	Ross Dunning	Yamaha	1000 S	53.927	80.042	0.220	3.689	11	53.962
17	10	Jenny Tinmouth	Honda	1000 GP	54.154	79.706	0.227	3.916	5	54.197
18	29	Mark Lister	Triumph	675 T	55.363	77.965	1.209	5.125	9	55.593
19	7	Adam Robinson	Suzuki	1000 S	55.366	77.961	0.003	5.128	9	55.382
20	18	Tom Webb	Suzuki	1000 S	55.409	77.901	0.043	5.171	7	55.528
21	39	Chris Pope	Yamaha	1000 GP	55.477	77.805	0.068	5.239	6	56.178
22	85	Matt Page	Yamaha	600 GP	55.604	77.628	0.127	5.366	7	56.258
23	21	Chris Barnes	Honda	1000 S	55.732	77.449	0.128	5.494	4	55.997
24	69	Ales Bastl	Honda	1000 S	55.770	77.396	0.038	5.532	8	55.804
25	88	Joe Faragher	Honda	1000 S	55.779	77.384	0.009	5.541	14	55.986
26	121	Max Symonds	Triumph	675 T	55.815	77.334	0.036	5.577	1	55.826
27	63	Kevin Davies	Suzuki	1000 S	55.886	77.236	0.071	5.648	10	56.937
28	23	Justin Stephenson	Suzuki	1000 GP	55.967	77.124	0.081	5.729	2	56.689
29	83	Gavin Littlewood	Honda	1000 GP	56.049	77.011	0.082	5.811	5	56.145
30	73	Simon Wright	Yamaha	1000 GP	56.213	76.787	0.164	5.975	9	56.285
31	74	Jimmy Nixon	Honda	1000 S	56.564	76.310	0.351	6.326	11	58.664
32	96	Callum O'Shea	Honda	1000 GP	57.637	74.889	1.073	7.399	10	57.813
33	68	Duncan Gibson	Ducati	1098 T	57.809	74.667	0.172	7.571	5	59.313
34	280	Stephen Foster	Honda	1000 GP	1:00.448	71.407	2.639	10.210	13	1:00.809
35	76	Jason Byard	Kawasaki	1000 S	1:01.834	69.806	1.386	11.596	3	1:03.173
36	194	Martin Bissell	Yamaha	1000 S		-			0	

Timekeeper:

Race Director

Weather / Track: Overcast / Damp Patches

Results @ www.sportstimingservices.com

Printed: 03/03/2012 10:44:50





Thundersport GB Rounds 1 and 2

Morello Services GP1

Brands Hatch 1.199 Miles

Race 9 - Starting Grid Saturday

03/03/2012

Race



POLE POSITION

	1	2	3	4
1	33	8	138	19
2	4	71	15	30
3	38	3	111	67
4	80	94	11	9
5	10	29	7	18
6	39	85	21	69
7	88	121	63	23
8	83	73	74	96
9	68	280	76	194

Timekeeper:

Race Director

Weather / Track:

Results @ www.sportstimeservices.com

Printed: 03/03/2012 10:45:24





Thundersport GB Rounds 1 and 2

Sorted on Laps

Morello Services GP1

Brands Hatch 1.199 Miles

Race 9

03/03/2012 14:51

Race started at 14:51:37

Pos	No.	Name	Bike	CC	Laps	Total Tm	Diff	Gap	Best Tm	Best Speed	Avg. Speed	Start Pos
1	33	Steve Mercer	Honda	1000 GP	16	13:02.787			47.597	90.686	88.226	1
2	8	Daniel Hegarty	BMW	1000 GP	16	13:31.847	29.060	29.060	49.109	87.894	85.068	2
3	4	Peter Baker	Suzuki	1000 GP	16	13:34.712	31.925	2.865	49.300	87.554	84.769	5
4	94	Sam Hornsey	Suzuki	600 GP	16	13:42.204	39.417	7.492	49.704	86.842	83.997	14
5	38	Rob McNealy	BMW	1000 S	16	13:45.655	42.868	3.451	49.890	86.518	83.645	9
6	19	Mike Dickinson	BMW	1000 GP	16	13:46.579	43.792	0.924	50.014	86.304	83.552	4
7	10	Jenny Tinmouth	Honda	1000 GP	16	13:46.783	43.996	0.204	49.958	86.401	83.531	17
8	30	Ian Mackman	Kawasaki	1000	16	13:51.522	48.735	4.739	50.500	85.473	83.055	8
9	67	James Hurrell	Kawasaki	1000 GP	16	13:51.578	48.791	0.056	50.583	85.333	83.050	12
10	71	Philip Crowe	BMW	1000 GP	16	13:51.958	49.171	0.380	50.556	85.379	83.012	6
11	3	Adrian Clark	Honda	1000 GP	16	13:52.154	49.367	0.196	50.956	84.708	82.992	10
12	80	Adam Boyle	Honda	1000 GP	15	13:11.669	1 Lap	1 Lap	51.913	83.147	81.784	13
13	29	Mark Lister	Triumph	675 T	15	13:15.118	1 Lap	3.449	51.909	83.153	81.429	18
14	85	Matt Page	Yamaha	600 GP	15	13:28.506	1 Lap	13.388	52.161	82.751	80.081	22
15	111	Alex Heaton	Ducati	1198 S	15	13:28.514	1 Lap	0.008	51.316	84.114	80.080	11
16	9	Ross Dunning	Yamaha	1000 S	15	13:35.662	1 Lap	7.148	52.938	81.537	79.378	16
17	83	Gavin Littlewood	Honda	1000 GP	15	13:41.980	1 Lap	6.318	53.078	81.322	78.768	29
18	69	Ales Bastl	Honda	1000 S	15	13:42.033	1 Lap	0.053	52.952	81.515	78.763	24
19	7	Adam Robinson	Suzuki	1000 S	15	13:42.753	1 Lap	0.720	51.861	83.230	78.694	19
20	73	Simon Wright	Yamaha	1000 GP	15	13:48.698	1 Lap	5.945	53.349	80.909	78.130	30
21	39	Chris Pope	Yamaha	1000 GP	15	13:49.937	1 Lap	1.239	53.100	81.288	78.013	21
22	194	Martin Bissell	Yamaha	1000 S	15	13:50.072	1 Lap	0.135	52.829	81.705	78.000	36
23	121	Max Symonds	Triumph	675 T	15	13:50.354	1 Lap	0.282	52.673	81.947	77.974	26
24	88	Joe Faragher	Honda	1000 S	15	13:51.701	1 Lap	1.347	53.811	80.214	77.848	25
25	23	Justin Stephenson	Suzuki	1000 GP	15	13:55.028	1 Lap	3.327	53.488	80.698	77.537	28
26	18	Tom Webb	Suzuki	1000 S	15	13:55.258	1 Lap	0.230	53.450	80.756	77.516	20
27	11	Ben Scranage	Honda	1000 S	15	13:57.755	1 Lap	2.497	53.939	80.024	77.285	15
28	74	Jimmy Nixon	Honda	1000 S	14	13:10.692	2 Laps	1 Lap	55.031	78.436	76.426	31
29	21	Chris Barnes	Honda	1000 S	13	13:19.226	3 Laps	1 Lap	52.433	82.322	70.209	23
Not classified												
DNF	63	Kevin Davies	Suzuki	1000 S	13	12:06.453	DNF		53.677	80.414	77.243	27
DNF	68	Duncan Gibson	Ducati	1098 T	10	9:21.372	DNF		53.996	79.939	76.890	33
DNF	15	Dan Kneen	Suzuki	1000 GP	9	7:49.080	DNF		50.993	84.647	82.816	7
DNF	96	Callum O'Shea	Honda	1000 GP	5	4:56.543	DNF		56.590	76.275	72.778	32
DNF	280	Stephen Foster	Honda	1000 GP	3	3:14.620	DNF		1:01.264	70.456	66.536	34
DNF	76	Jason Byard	Kawasaki	1000 S		13.154	DNF			-	-	35

Announcements

No 83 - Please charge transponder for tomorrow's racing

Margin of Victory	Avg. Speed	Best Lap Tm	Best Speed	Best Lap by
29.060	88.226	47.597	90.686	33 - Steve Mercer

Timekeeper:

Race Director

Weather / Track: Bright / Dry

Results @ www.sportstimingservices.com





Thundersport GB Rounds 1 and 2

Lapchart

Morello Services GP1

Brands Hatch 1.199 Miles

Race 9

03/03/2012 14:51

Race started at 14:51:37

Competitors

Laps

	0	1	2	3	4	5	6	7	8	9	10	11	12	13	14	15	16
Steve Mercer (33)	1	33	33	33	33	33	33	33	33	33	33	33	33	33	33	33	33
Daniel Hegarty (8)	2	8	8	8	8	8	8	8	8	8	8	8	8	8	8	8	8
Mike Dickinson (19)	3	19	15	4	4	4	4	4	4	4	4	4	4	4	4	4	4
Dan Kneen (15)	4	15	4	15	15	19	19	19	19	19	19	38	94	94	94	94	94
Peter Baker (4)	5	4	38	19	19	15	38	38	38	38	38	94	38	38	38	38	38
Ian Mackman (30)	6	30	19	38	38	38	94	94	94	94	94	19	19	19	19	19	19
Adrian Clark (3)	7	3	94	94	94	94	15	15	15	15	30	10	10	10	10	10	10
Rob McNealy (38)	8	38	3	3	3	3	3	3	30	30	10	30	30	30	30	30	30
Philip Crowe (71)	9	71	30	30	30	30	30	30	3	10	67	67	67	67	67	67	67
Alex Heaton (111)	10	111	10	10	10	10	10	10	10	3	3	3	3	71	71	71	71
Sam Hornsey (94)	11	94	67	67	67	67	67	67	67	67	71	71	71	3	3	3	3
James Hurrell (67)	12	67	71	71	71	71	71	71	71	71	80	80	80	80	80	80	80
Jenny Tinmouth (10)	13	10	29	80	80	80	80	80	80	80	29	29	29	29	29	29	29
Mark Lister (29)	14	29	80	29	29	29	29	29	29	29	85	85	85	85	85	85	85
Ben Scranage (11)	15	11	111	9	9	9	9	85	85	85	85	21	21	21	111	111	111
Ross Dunning (9)	16	9	9	111	111	85	85	9	9	9	9	111	111	111	9	9	9
Adam Boyle (80)	17	80	85	85	85	111	111	21	21	21	21	9	9	9	83	83	83
Adam Robinson (7)	18	7	39	39	21	21	21	111	111	111	111	83	83	83	69	69	69
Chris Pope (39)	19	39	21	21	39	69	69	69	69	69	83	69	69	69	73	7	7
Tom Webb (18)	20	18	11	11	11	39	39	83	83	83	69	73	73	73	7	73	73
Chris Barnes (21)	21	21	88	88	69	83	83	39	39	39	73	39	39	39	39	39	39
Joe Faragher (88)	22	88	83	69	88	11	73	73	73	73	39	11	7	7	194	194	194
Ales Bastl (69)	23	69	69	83	83	88	11	11	11	11	7	11	194	88	88	121	121
Matt Page (85)	24	85	73	73	73	73	88	88	88	88	88	88	11	121	121	88	88
Justin Stephenson (23)	25	23	74	74	7	7	7	7	68	68	68	68	194	88	11	11	23
Gavin Littlewood (83)	26	83	7	7	74	74	74	68	7	7	7	194	63	63	63	23	18
Kevin Davies (63)	27	63	63	63	63	63	63	63	63	194	63	121	121	18	18	18	11
Max Symonds (121)	28	121	18	18	18	18	68	18	18	194	63	121	18	18	23	74	
Jimmy Nixon (74)	29	74	194	68	68	68	18	74	194	18	18	18	23	23	74		
Simon Wright (73)	30	73	68	194	194	194	194	194	74	121	121	23	74	74	21		
Duncan Gibson (68)	31	68	96	23	23	23	23	121	121	23	23	74					
Martin Bissell (194)	32	194	23	96	96	96	121	23	23	74	74						
Callum O'Shea (96)	33	96	121	121	121	121	96										
Stephen Foster (280)	34	280	280	280	280												
Jason Byard (76)	35	76															

Timekeeper:

Race Director

Weather / Track: Bright / Dry

Results @ www.sportstimingsservices.com

Printed: 03/03/2012 15:15:34





Thundersport GB Rounds 1 and 2

Morello Services GP1

Brands Hatch 1.199 Miles

Race 9

03/03/2012 14:51

Race started at 14:51:37

Lap	Lap Tm	Diff	Time of Day
(33) Steve Mercer			
1	51.102	+3.505	14:52:29.727
2	48.845	+1.248	14:53:18.572
3	48.690	+1.093	14:54:07.262
4	48.124	+0.527	14:54:55.386
5	48.020	+0.423	14:55:43.406
6	48.895	+1.298	14:56:32.301
7	50.076	+2.479	14:57:22.377
8	49.860	+2.263	14:58:12.237
9	48.588	+0.991	14:59:00.825
10	49.514	+1.917	14:59:50.339
11	48.382	+0.785	15:00:38.721
12	47.597		15:01:26.318
13	48.350	+0.753	15:02:14.668
14	48.256	+0.659	15:03:02.924
15	48.137	+0.540	15:03:51.061
16	48.740	+1.143	15:04:39.801

(8) Daniel Hegarty			
1	52.694	+3.585	14:52:31.363
2	50.314	+1.205	14:53:21.677
3	50.269	+1.160	14:54:11.946
4	50.241	+1.132	14:55:02.187
5	50.841	+1.732	14:55:53.028
6	49.484	+0.375	14:56:42.512
7	49.109		14:57:31.621
8	49.195	+0.086	14:58:20.816
9	51.221	+2.112	14:59:12.037
10	52.451	+3.342	15:00:04.488
11	52.500	+3.391	15:00:56.988
12	49.825	+0.716	15:01:46.813
13	52.132	+3.023	15:02:38.945
14	50.952	+1.843	15:03:29.897
15	49.548	+0.439	15:04:19.445
16	49.416	+0.307	15:05:08.861

(4) Peter Baker			
1	53.922	+4.622	14:52:33.000
2	52.148	+2.848	14:53:25.148
3	51.153	+1.853	14:54:16.301
4	50.608	+1.308	14:55:06.909
5	50.260	+0.960	14:55:57.169
6	49.874	+0.574	14:56:47.043
7	49.541	+0.241	14:57:36.584
8	49.300		14:58:25.884
9	49.857	+0.557	14:59:15.741
10	51.092	+1.792	15:00:06.833
11	51.708	+2.408	15:00:58.541
12	51.963	+2.663	15:01:50.504
13	50.216	+0.916	15:02:40.720
14	51.338	+2.038	15:03:32.058
15	49.383	+0.083	15:04:21.441
16	50.285	+0.985	15:05:11.726

(94) Sam Homsey			
1	54.642	+4.938	14:52:34.452
2	51.437	+1.733	14:53:25.889
3	51.899	+2.195	14:54:17.788
4	51.365	+1.661	14:55:09.153
5	51.115	+1.411	14:56:00.268

6	50.442	+0.738	14:56:50.710
7	50.112	+0.408	14:57:40.822
8	50.159	+0.455	14:58:30.981
9	49.704		14:59:20.685
10	50.326	+0.622	15:00:11.011
11	50.915	+1.211	15:01:01.926
12	51.617	+1.913	15:01:53.543
13	51.564	+1.860	15:02:45.107
14	50.678	+0.974	15:03:35.785
15	51.409	+1.705	15:04:27.194
16	52.024	+2.320	15:05:19.218

(38) Rob McNealy			
1	54.280	+4.390	14:52:33.607
2	52.093	+2.203	14:53:25.700
3	51.608	+1.718	14:54:17.308
4	51.733	+1.843	14:55:09.041
5	50.770	+0.880	14:55:59.811
6	50.358	+0.468	14:56:50.169
7	50.121	+0.231	14:57:40.290
8	50.125	+0.235	14:58:30.415
9	49.890		14:59:20.305
10	50.492	+0.602	15:00:10.797
11	50.955	+1.065	15:01:01.752
12	53.494	+3.604	15:01:55.246
13	51.954	+2.064	15:02:47.200
14	52.029	+2.139	15:03:39.229
15	52.035	+2.145	15:04:31.264
16	51.405	+1.515	15:05:22.669

(19) Mike Dickinson			
1	54.886	+4.872	14:52:33.736
2	51.701	+1.687	14:53:25.437
3	51.752	+1.738	14:54:17.189
4	50.961	+0.947	14:55:08.150
5	50.377	+0.363	14:55:58.527
6	50.014		14:56:48.541
7	50.247	+0.233	14:57:38.788
8	50.591	+0.577	14:58:29.379
9	50.753	+0.739	14:59:20.132
10	50.615	+0.601	15:00:10.747
11	52.497	+2.483	15:01:03.244
12	53.071	+3.057	15:01:56.315
13	52.311	+2.297	15:02:48.626
14	51.891	+1.877	15:03:40.517
15	51.635	+1.621	15:04:32.152
16	51.441	+1.427	15:05:23.593

(10) Jenny Timmouth			
1	56.149	+6.191	14:52:36.121
2	53.093	+3.135	14:53:29.214
3	51.936	+1.978	14:54:21.150
4	51.410	+1.452	14:55:12.560
5	50.475	+0.517	14:56:03.035
6	50.602	+0.644	14:56:53.637
7	50.819	+0.861	14:57:44.456
8	51.141	+1.183	14:58:35.597
9	50.666	+0.708	14:59:26.263
10	51.261	+1.303	15:00:17.524
11	49.958		15:01:07.482
12	51.227	+1.269	15:01:58.709

13	50.204	+0.246	15:02:48.913
14	51.812	+1.854	15:03:40.725
15	51.503	+1.545	15:04:32.228
16	51.569	+1.611	15:05:23.797

(30) Ian Mackman			
1	56.578	+6.078	14:52:35.823
2	53.043	+2.543	14:53:28.866
3	51.582	+1.082	14:54:20.448
4	50.955	+0.455	14:55:11.403
5	50.500		14:56:01.903
6	51.038	+0.538	14:56:52.941
7	51.186	+0.686	14:57:44.127
8	51.052	+0.552	14:58:35.179
9	50.966	+0.466	14:59:26.145
10	51.323	+0.823	15:00:17.468
11	50.810	+0.310	15:01:08.278
12	50.774	+0.274	15:01:59.052
13	50.856	+0.356	15:02:49.908
14	53.691	+3.191	15:03:43.599
15	52.768	+2.268	15:04:36.367
16	52.169	+1.669	15:05:28.536

(67) James Hurrell			
1	56.497	+5.914	14:52:36.362
2	53.357	+2.774	14:53:29.719
3	51.906	+1.323	14:54:21.625
4	51.522	+0.939	14:55:13.147
5	50.752	+0.169	14:56:03.899
6	50.639	+0.056	14:56:54.538
7	50.583		14:57:45.121
8	50.778	+0.195	14:58:35.899
9	51.131	+0.548	14:59:27.030
10	50.615	+0.032	15:00:17.645
11	50.838	+0.255	15:01:08.483
12	50.702	+0.119	15:01:59.185
13	50.849	+0.266	15:02:50.034
14	53.624	+3.041	15:03:43.658
15	53.869	+3.286	15:04:37.527
16	51.065	+0.482	15:05:28.592

(71) Philip Crowe			
1	57.340	+6.784	14:52:36.678
2	53.410	+2.854	14:53:30.088
3	51.883	+1.327	14:54:21.971
4	51.513	+0.957	14:55:13.484
5	50.716	+0.160	14:56:04.200
6	50.556		14:56:54.756
7	50.629	+0.073	14:57:45.385
8	50.843	+0.287	14:58:36.228
9	51.140	+0.584	14:59:27.368
10	51.200	+0.644	15:00:18.568
11	50.864	+0.308	15:01:09.432
12	51.279	+0.723	15:02:00.711
13	51.269	+0.713	15:02:51.980
14	51.939	+1.383	15:03:43.919
15	53.964	+3.408	15:04:37.883
16	51.089	+0.533	15:05:28.972

(3) Adrian Clark			
1	55.623	+4.667	14:52:34.901

Timekeeper:

Race Director

Weather / Track: Bright / Dry

Results @ www.sportstimingservices.com





Thundersport GB Rounds 1 and 2

Morello Services GP1

Brands Hatch 1.199 Miles

Race 9

03/03/2012 14:51

Race started at 14:51:37

Lap	Lap Tm	Diff	Time of Day
2	52.388	+1.432	14:53:27.289
3	51.460	+0.504	14:54:18.749
4	51.254	+0.298	14:55:10.003
5	51.448	+0.492	14:56:01.451
6	51.365	+0.409	14:56:52.816
7	51.202	+0.246	14:57:44.018
8	51.384	+0.428	14:58:35.402
9	51.411	+0.455	14:59:26.813
10	51.325	+0.369	15:00:18.138
11	51.157	+0.201	15:01:09.295
12	50.956		15:02:00.251
13	53.064	+2.108	15:02:53.315
14	51.275	+0.319	15:03:44.590
15	53.544	+2.588	15:04:38.134
16	51.034	+0.078	15:05:29.168

(80) Adam Boyle

1	57.430	+5.517	14:52:37.537
2	53.219	+1.306	14:53:30.756
3	52.230	+0.317	14:54:22.986
4	52.266	+0.353	14:55:15.252
5	52.160	+0.247	14:56:07.412
6	52.210	+0.297	14:56:59.622
7	52.148	+0.235	14:57:51.770
8	52.254	+0.341	14:58:44.024
9	52.053	+0.140	14:59:36.077
10	52.452	+0.539	15:00:28.529
11	51.913		15:01:20.442
12	52.329	+0.416	15:02:12.771
13	51.999	+0.086	15:03:04.770
14	51.999	+0.086	15:03:56.769
15	51.914	+0.001	15:04:48.683

(29) Mark Lister

1	57.429	+5.520	14:52:37.416
2	53.356	+1.447	14:53:30.772
3	52.802	+0.893	14:54:23.574
4	52.346	+0.437	14:55:15.920
5	52.413	+0.504	14:56:08.333
6	52.269	+0.360	14:57:00.602
7	52.454	+0.545	14:57:53.056
8	52.467	+0.558	14:58:45.523
9	52.643	+0.734	14:59:38.166
10	52.540	+0.631	15:00:30.706
11	52.391	+0.482	15:01:23.097
12	52.513	+0.604	15:02:15.610
13	52.300	+0.391	15:03:07.910
14	52.313	+0.404	15:04:00.223
15	51.909		15:04:52.132

(85) Matt Page

1	58.010	+5.849	14:52:38.753
2	56.348	+4.187	14:53:35.101
3	53.714	+1.553	14:54:28.815
4	54.579	+2.418	14:55:23.394
5	53.382	+1.221	14:56:16.776
6	53.255	+1.094	14:57:10.031
7	53.517	+1.356	14:58:03.548
8	53.130	+0.969	14:58:56.678
9	52.714	+0.553	14:59:49.392
10	52.161		15:00:41.553

11	52.845	+0.684	15:01:34.398
12	52.729	+0.568	15:02:27.127
13	53.128	+0.967	15:03:20.255
14	52.580	+0.419	15:04:12.835
15	52.685	+0.524	15:05:05.520

(111) Alex Heaton

1	58.710	+7.394	14:52:38.400
2	55.805	+4.489	14:53:34.205
3	54.348	+3.032	14:54:28.553
4	54.844	+3.528	14:55:23.397
5	54.913	+3.597	14:56:18.310
6	54.321	+3.005	14:57:12.631
7	53.344	+2.028	14:58:05.975
8	52.871	+1.555	14:58:58.846
9	53.255	+1.939	14:59:52.101
10	54.221	+2.905	15:00:46.322
11	51.833	+0.517	15:01:38.155
12	52.163	+0.847	15:02:30.318
13	52.252	+0.936	15:03:22.570
14	51.642	+0.326	15:04:14.212
15	51.316		15:05:05.528

(9) Ross Dunning

1	58.452	+5.514	14:52:38.449
2	55.279	+2.341	14:53:33.728
3	54.572	+1.634	14:54:28.300
4	54.015	+1.077	14:55:22.315
5	54.012	+1.074	14:56:16.327
6	53.951	+1.013	14:57:10.278
7	53.858	+0.920	14:58:04.136
8	53.761	+0.823	14:58:57.897
9	54.004	+1.066	14:59:51.901
10	54.633	+1.695	15:00:46.534
11	53.271	+0.333	15:01:39.805
12	53.090	+0.152	15:02:32.895
13	53.292	+0.354	15:03:26.187
14	52.938		15:04:19.125
15	53.551	+0.613	15:05:12.676

(83) Gavin Littlewood

1	1:01.136	+8.058	14:52:41.951
2	56.379	+3.301	14:53:38.330
3	55.931	+2.853	14:54:34.261
4	55.093	+2.015	14:55:29.354
5	54.085	+1.007	14:56:23.439
6	53.723	+0.645	14:57:17.162
7	54.350	+1.272	14:58:11.512
8	53.814	+0.736	14:59:05.326
9	53.214	+0.136	14:59:58.540
10	53.538	+0.460	15:00:52.078
11	53.424	+0.346	15:01:45.502
12	53.245	+0.167	15:02:38.747
13	53.685	+0.607	15:03:32.432
14	53.484	+0.406	15:04:25.916
15	53.078		15:05:18.994

(69) Ales Bastl

1	1:01.762	+8.810	14:52:42.259
2	55.775	+2.823	14:53:38.034
3	55.339	+2.387	14:54:33.373

4	55.046	+2.094	14:55:28.419
5	54.027	+1.075	14:56:22.446
6	54.581	+1.629	14:57:17.027
7	54.255	+1.303	14:58:11.282
8	53.935	+0.983	14:59:05.217
9	53.880	+0.928	14:59:59.097
10	53.567	+0.615	15:00:52.664
11	53.149	+0.197	15:01:45.813
12	53.233	+0.281	15:02:39.046
13	53.909	+0.957	15:03:32.955
14	53.140	+0.188	15:04:26.095
15	52.952		15:05:19.047

(7) Adam Robinson

1	1:02.662	+10.801	14:52:42.857
2	57.216	+5.355	14:53:40.073
3	54.908	+3.047	14:54:34.981
4	55.720	+3.859	14:55:30.701
5	55.621	+3.760	14:56:26.322
6	54.996	+3.135	14:57:21.318
7	54.751	+2.890	14:58:16.069
8	53.783	+1.922	14:59:09.852
9	53.960	+2.099	15:00:03.812
10	53.784	+1.923	15:00:57.596
11	52.872	+1.011	15:01:50.468
12	52.051	+0.190	15:02:42.519
13	53.179	+1.318	15:03:35.698
14	52.208	+0.347	15:04:27.906
15	51.861		15:05:19.767

(73) Simon Wright

1	1:01.156	+7.807	14:52:42.399
2	56.379	+3.030	14:53:38.778
3	55.870	+2.521	14:54:34.648
4	55.502	+2.153	14:55:30.150
5	53.893	+0.544	14:56:24.043
6	54.092	+0.743	14:57:18.135
7	54.012	+0.663	14:58:12.147
8	53.929	+0.580	14:59:06.076
9	53.349		14:59:59.425
10	53.603	+0.254	15:00:53.028
11	53.606	+0.257	15:01:46.634
12	54.262	+0.913	15:02:40.896
13	54.757	+1.408	15:03:35.653
14	55.247	+1.898	15:04:30.900
15	54.812	+1.463	15:05:25.712

(39) Chris Pope

1	59.066	+5.966	14:52:39.450
2	57.365	+4.265	14:53:36.815
3	56.092	+2.992	14:54:32.907
4	55.629	+2.529	14:55:28.536
5	54.835	+1.735	14:56:23.371
6	54.665	+1.565	14:57:18.036
7	54.017	+0.917	14:58:12.053
8	53.951	+0.851	14:59:06.004
9	53.875	+0.775	14:59:59.879
10	53.795	+0.695	15:00:53.674
11	53.100		15:01:46.774
12	54.548	+1.448	15:02:41.322
13	54.697	+1.597	15:03:36.019

Timekeeper:

Race Director

Weather / Track: Bright / Dry

Results @ www.sportstimingservices.com





Thundersport GB Rounds 1 and 2

Morello Services GP1

Brands Hatch 1.199 Miles

Race 9

03/03/2012 14:51

Race started at 14:51:37

Lap	Lap Tm	Diff	Time of Day
14	55.295	+2.195	15:04:31.314
15	55.637	+2.537	15:05:26.951

(194) Martin Bissell

1	1:02.495	+9.666	14:52:44.087
2	57.282	+4.453	14:53:41.369
3	55.312	+2.483	14:54:36.681
4	55.408	+2.579	14:55:32.089
5	55.530	+2.701	14:56:27.619
6	55.653	+2.824	14:57:23.272
7	54.000	+1.171	14:58:17.272
8	53.972	+1.143	14:59:11.244
9	53.395	+0.566	15:00:04.639
10	54.143	+1.314	15:00:58.782
11	53.465	+0.636	15:01:52.247
12	53.640	+0.811	15:02:45.887
13	53.482	+0.653	15:03:39.369
14	52.829		15:04:32.198
15	54.888	+2.059	15:05:27.086

(121) Max Symonds

1	1:04.664	+11.991	14:52:45.765
2	57.519	+4.846	14:53:43.284
3	57.010	+4.337	14:54:40.294
4	56.460	+3.787	14:55:36.754
5	53.855	+1.182	14:56:30.609
6	53.626	+0.953	14:57:24.235
7	54.366	+1.693	14:58:18.601
8	53.421	+0.748	14:59:12.022
9	54.146	+1.473	15:00:06.168
10	53.546	+0.873	15:00:59.714
11	53.862	+1.189	15:01:53.576
12	53.623	+0.950	15:02:47.199
13	53.388	+0.715	15:03:40.587
14	54.108	+1.435	15:04:34.695
15	52.673		15:05:27.368

(88) Joe Faragher

1	1:01.084	+7.273	14:52:41.564
2	56.241	+2.430	14:53:37.805
3	56.227	+2.416	14:54:34.032
4	55.929	+2.118	14:55:29.961
5	56.278	+2.467	14:56:26.239
6	54.933	+1.122	14:57:21.172
7	54.227	+0.416	14:58:15.399
8	54.091	+0.280	14:59:09.490
9	54.159	+0.348	15:00:03.649
10	54.059	+0.248	15:00:57.708
11	54.404	+0.593	15:01:52.112
12	54.324	+0.513	15:02:46.436
13	53.811		15:03:40.247
14	54.261	+0.450	15:04:34.508
15	54.207	+0.396	15:05:28.715

(23) Justin Stephenson

1	1:04.684	+11.196	14:52:45.481
2	56.053	+2.565	14:53:41.534
3	55.306	+1.818	14:54:36.840
4	55.333	+1.845	14:55:32.173
5	55.547	+2.059	14:56:27.720
6	56.517	+3.029	14:57:24.237

Lap	Lap Tm	Diff	Time of Day
7	54.944	+1.456	14:58:19.181
8	54.288	+0.800	14:59:13.469
9	53.488		15:00:06.957
10	53.792	+0.304	15:01:00.749
11	54.474	+0.986	15:01:55.223
12	53.723	+0.235	15:02:48.946
13	54.598	+1.110	15:03:43.544
14	54.970	+1.482	15:04:38.514
15	53.528	+0.040	15:05:32.042

(18) Tom Webb

1	1:03.205	+9.755	14:52:43.616
2	56.733	+3.283	14:53:40.349
3	55.765	+2.315	14:54:36.114
4	55.501	+2.051	14:55:31.615
5	55.830	+2.380	14:56:27.445
6	55.026	+1.576	14:57:22.471
7	54.635	+1.185	14:58:17.106
8	54.442	+0.992	14:59:11.548
9	54.271	+0.821	15:00:05.819
10	54.491	+1.041	15:01:00.310
11	54.182	+0.732	15:01:54.492
12	54.235	+0.785	15:02:48.727
13	54.757	+1.307	15:03:43.484
14	55.338	+1.888	15:04:38.822
15	53.450		15:05:32.272

(11) Ben Scranage

1	1:00.989	+7.050	14:52:40.977
2	56.227	+2.288	14:53:37.204
3	55.985	+2.046	14:54:33.189
4	56.179	+2.240	14:55:29.368
5	56.748	+2.809	14:56:26.116
6	54.783	+0.844	14:57:20.899
7	54.107	+0.168	14:58:15.006
8	54.296	+0.357	14:59:09.302
9	54.102	+0.163	15:00:03.404
10	53.939		15:00:57.343
11	54.160	+0.221	15:01:51.503
12	54.568	+0.629	15:02:46.071
13	56.873	+2.934	15:03:42.944
14	55.492	+1.553	15:04:38.436
15	56.333	+2.394	15:05:34.769

(74) Jimmy Nixon

1	1:01.707	+6.676	14:52:42.810
2	56.383	+1.352	14:53:39.193
3	55.797	+0.766	14:54:34.990
4	55.787	+0.756	14:55:30.777
5	56.286	+1.255	14:56:27.063
6	56.159	+1.128	14:57:23.222
7	55.235	+0.204	14:58:18.457
8	55.031		14:59:13.488
9	55.202	+0.171	15:00:08.690
10	55.081	+0.050	15:01:03.771
11	55.460	+0.429	15:01:59.231
12	56.919	+1.888	15:02:56.150
13	55.675	+0.644	15:03:51.825
14	55.881	+0.850	15:04:47.706

(21) Chris Barnes

1	1:03.922	+2.658	14:52:48.337
---	----------	--------	--------------

Lap	Lap Tm	Diff	Time of Day
1	59.951	+7.518	14:52:40.394
2	56.547	+4.114	14:53:36.941
3	54.513	+2.080	14:54:31.454
4	53.844	+1.411	14:55:25.298
5	53.486	+1.053	14:56:18.784
6	53.575	+1.142	14:57:12.359
7	53.097	+0.664	14:58:05.456
8	53.068	+0.635	14:58:58.524
9	53.564	+1.131	14:59:52.088
10	52.931	+0.498	15:00:45.019
11	52.734	+0.301	15:01:37.753
12	52.433		15:02:30.186
13	2:26.054	+1:33.621	15:04:56.240

(63) Kevin Davies

1	1:02.360	+8.683	14:52:43.417
2	56.717	+3.040	14:53:40.134
3	55.778	+2.101	14:54:35.912
4	55.486	+1.809	14:55:31.398
5	55.768	+2.091	14:56:27.166
6	54.853	+1.176	14:57:22.019
7	54.667	+0.990	14:58:16.686
8	54.417	+0.740	14:59:11.103
9	54.212	+0.535	15:00:05.315
10	54.121	+0.444	15:00:59.436
11	53.840	+0.163	15:01:53.276
12	53.677		15:02:46.953
13	56.514	+2.837	15:03:43.467

(68) Duncan Gibson

1	1:02.767	+8.771	14:52:44.171
2	56.502	+2.506	14:53:40.673
3	55.668	+1.672	14:54:36.341
4	55.423	+1.427	14:55:31.764
5	55.590	+1.594	14:56:27.354
6	54.148	+0.152	14:57:21.502
7	54.188	+0.192	14:58:15.690
8	53.996		14:59:09.686
9	54.098	+0.102	15:00:03.784
10	54.602	+0.606	15:00:58.386

(15) Dan Kneen

1	53.748	+2.755	14:52:32.741
2	52.544	+1.551	14:53:25.285
3	51.727	+0.734	14:54:17.012
4	51.888	+0.895	14:55:08.900
5	52.443	+1.450	14:56:01.343
6	51.322	+0.329	14:56:52.665
7	51.184	+0.191	14:57:43.849
8	51.252	+0.259	14:58:35.101
9	50.993		14:59:26.094

(96) Callum O'Shea

1	1:03.567	+6.977	14:52:45.174
2	57.897	+1.307	14:53:43.071
3	57.039	+0.449	14:54:40.110
4	56.590		14:55:36.700
5	56.857	+0.267	14:56:33.557

(280) Stephen Foster

1	1:03.922	+2.658	14:52:48.337
---	----------	--------	--------------

Timekeeper:

Race Director

Weather / Track: Bright / Dry

Results @ www.sportstimingservices.com





Thundersport GB Rounds 1 and 2

Morello Services GP1 Brands Hatch 1.199 Miles
 Race 9 03/03/2012 14:51
 Race started at 14:51:37

Lap	Lap Tm	Diff	Time of Day
2	1:01.264		14:53:49.601
3	1:02.033	+0.769	14:54:51.634

Lap	Lap Tm	Diff	Time of Day
-----	--------	------	-------------

Lap	Lap Tm	Diff	Time of Day
-----	--------	------	-------------

Timekeeper:

Race Director

Weather / Track: Bright / Dry

Results @ www.sportstimeservices.com





Thundersport GB Rounds 1 and 2

Morello Services GP1

Brands Hatch 1.199 Miles

Race 7 & 16 - Starting Grid Sunday

04/03/2012

Race



POLE POSITION

	1	2	3	4
1	8 Daniel Hegarty 49.109	4 Peter Baker 49.300	94 Sam Hornsey 49.704	38 Rob McNealy 49.890
2	10 Jenny Tinmouth 49.958	19 Mike Dickinson 50.014	30 Ian Mackman 50.500	71 Philip Crowe 50.556
3	67 James Hurrell 50.583	3 Adrian Clark 50.956	15 Dan Kneen 50.993	111 Alex Heaton 51.316
4	138 Michael Blank 51.514	7 Adam Robinson 51.861	29 Mark Lister 51.909	80 Adam Boyle 51.913
5	85 Matt Page 52.161	21 Chris Barnes 52.433	121 Max Symonds 52.673	194 Martin Bissell 52.829
6	9 Ross Dunning 52.938	69 Ales Bastl 52.952	83 G. Littlewood 53.078	39 Chris Pope 53.100
7	73 Simon Wright 53.349	18 Tom Webb 53.450	23 J. Stephenson 53.488	63 Kevin Davies 53.677
8	11 Ben Scranage 53.707	30 Joe Faragher 53.811	68 Duncan Gibson 53.996	74 Jimmy Nixon 55.031
9	96 Callum O'Shea 56.590	34 Stephen Foster 1:00.448	76 Jason Byard 1:01.834	

Timekeeper:

Race Director

Weather / Track:

Results @ www.sportstimeservices.com

Printed: 03/03/2012 16:40:49





Thundersport GB Rounds 1 and 2

Sorted on Best Lap time

GP1

Brands Hatch 1.199 Miles

Warmup

04/03/2012 10:27

Practice started at 10:27:36

Pos	No.	Name	Bike	CC	Best Tm	Best Speed	Gap	Diff	In Lap	2nd Best
1	138	Michael Blank	Kawasaki	1000 GP	56.803	75.989			8	57.964
2	38	Rob McNealy	BMW	1000 S	57.526	75.034	0.723	0.723	3	58.512
3	71	Philip Crowe	BMW	1000 GP	57.625	74.905	0.099	0.822	2	58.068
4	19	Mike Dickinson	BMW	1000 GP	57.986	74.439	0.361	1.183	7	58.509
5	3	Adrian Clark	Honda	1000 GP	58.121	74.266	0.135	1.318	8	58.985
6	4	Peter Baker	Suzuki	1000 GP	58.410	73.898	0.289	1.607	3	58.411
7	30	Ian Mackman	Kawasaki	1000	59.173	72.945	0.763	2.370	8	59.840
8	76	Jason Byard	Kawasaki	1000 S	59.245	72.857	0.072	2.442	5	1:00.181
9	68	Duncan Gibson	Ducati	1098 T	1:00.109	71.810	0.864	3.306	4	1:02.189
10	69	Ales Bastl	Honda	1000 S	1:01.405	70.294	1.296	4.602	8	1:01.636
11	11	Ben Scranage	Honda	1000 S	1:01.829	69.812	0.424	5.026	7	1:04.126
12	7	Adam Robinson	Suzuki	1000 S	1:01.854	69.784	0.025	5.051	5	1:02.700
13	10	Jenny Tinmouth	Honda	1000 GP	1:01.921	69.708	0.067	5.118	8	1:02.675
14	21	Chris Barnes	Honda	1000 S	1:01.969	69.654	0.048	5.166	4	1:02.023
15	80	Adam Boyle	Honda	1000 GP	1:02.628	68.921	0.659	5.825	4	1:04.370
16	23	Justin Stephenson	Suzuki	1000 GP	1:03.178	68.321	0.550	6.375	5	1:03.598
17	39	Chris Pope	Yamaha	1000 GP	1:03.649	67.816	0.471	6.846	5	1:04.022
18	74	Jimmy Nixon	Honda	1000 S	1:04.205	67.228	0.556	7.402	5	1:04.835
19	96	Callum O'Shea	Honda	1000 GP	1:04.221	67.212	0.016	7.418	5	1:04.800
20	83	Gavin Littlewood	Honda	1000 GP	1:04.230	67.202	0.009	7.427	8	1:04.759
21	63	Kevin Davies	Suzuki	1000 S	1:05.402	65.998	1.172	8.599	5	1:05.628
22	67	James Hurrell	Kawasaki	1000 GP	1:05.465	65.934	0.063	8.662	4	1:05.538
23	18	Tom Webb	Suzuki	1000 S	1:06.997	64.427	1.532	10.194	4	1:07.116
24	9	Ross Dunning	Yamaha	1000 S	1:07.278	64.158	0.281	10.475	6	1:07.471
25	88	Joe Faragher	Honda	1000 S	1:10.424	61.292	3.146	13.621	5	1:11.122
26	280	Stephen Foster	Honda	1000 GP	1:10.482	61.241	0.058	13.679	5	1:12.270

Announcements

*** No Transponder - No 111***

Timekeeper:

Race Director

Weather / Track: Raining / Wet

Results @ www.sportstimingservices.com

Printed: 04/03/2012 10:38:20





Thundersport GB Rounds 1 and 2

Sorted on Laps

Morello Services GP1

Brands Hatch 1.199 Miles

Race 7

04/03/2012 13:45

Race started at 13:45:12

Pos	No.	Name	Bike	CC	Laps	Total Tm	Diff	Gap	Best Tm	Best Speed	Avg. Speed	Start Pos
1	71	Philip Crowe	BMW	1000 GP	16	15:25.413			56.356	76.592	74.629	8
2	4	Peter Baker	Suzuki	1000 GP	16	15:27.213	1.800	1.800	57.034	75.681	74.484	2
3	3	Adrian Clark	Honda	1000 GP	16	15:33.814	8.401	6.601	56.507	76.387	73.957	10
4	30	Ian Mackman	Kawasaki	1000	16	15:56.268	30.855	22.454	58.299	74.039	72.221	7
5	11	Ben Scranage	Honda	1000 S	16	15:56.595	31.182	0.327	57.365	75.244	72.196	29
6	39	Chris Pope	Yamaha	1000 GP	16	16:11.644	46.231	15.049	58.203	74.161	71.078	24
7	76	Jason Byard	Kawasaki	1000 S	16	16:17.712	52.299	6.068	58.691	73.544	70.637	35
8	80	Adam Boyle	Honda	1000 GP	16	16:18.388	52.975	0.676	58.616	73.639	70.588	16
9	21	Chris Barnes	Honda	1000 S	15	15:27.337	1 Lap	1 Lap	59.924	72.031	69.819	18
10	74	Jimmy Nixon	Honda	1000 S	15	15:30.605	1 Lap	3.268	1:00.433	71.425	69.574	32
11	7	Adam Robinson	Suzuki	1000 S	15	15:32.274	1 Lap	1.669	1:00.236	71.658	69.449	14
12	121	Max Symonds	Triumph	675 T	15	15:37.156	1 Lap	4.882	1:00.884	70.895	69.088	19
13	10	Jenny Tinmouth	Honda	1000 GP	15	15:39.380	1 Lap	2.224	1:01.258	70.463	68.924	5
14	23	Justin Stephenson	Suzuki	1000 GP	15	15:39.738	1 Lap	0.358	1:00.433	71.425	68.898	27
15	88	Joe Faragher	Honda	1000 S	15	15:52.057	1 Lap	12.319	1:00.419	71.441	68.006	30
16	29	Mark Lister	Triumph	675 T	15	15:56.655	1 Lap	4.598	59.384	72.686	67.680	15
17	63	Kevin Davies	Suzuki	1000 S	15	16:06.517	1 Lap	9.862	1:02.071	69.540	66.989	28
18	69	Ales Bastl	Honda	1000 S	15	16:13.478	1 Lap	6.961	1:03.245	68.249	66.510	22
19	18	Tom Webb	Suzuki	1000 S	15	16:18.716	1 Lap	5.238	1:03.975	67.470	66.154	26
20	9	Ross Dunning	Yamaha	1000 S	14	15:36.569	2 Laps	1 Lap	1:03.733	67.726	64.522	21
21	194	Martin Bissell	Yamaha	1000 S	14	15:42.452	2 Laps	5.883	1:05.694	65.705	64.119	20

Not classified

DNF	68	Duncan Gibson	Ducati	1098 T	14	14:13.303	DNF		58.033	74.378	70.818	31
DNF	94	Sam Hornsey	Suzuki	600 GP	10	10:07.067	DNF		58.964	73.204	71.102	3
DNF	138	Michael Blank	Kawasaki	1000 GP	5	5:05.339	DNF		59.761	72.228	70.682	13
DNF	111	Alex Heaton	Ducati	1198 S	5	5:07.392	DNF		59.709	72.291	70.210	12
DNF	83	Gavin Littlewood	Honda	1000 GP	4	4:32.798	DNF		1:05.593	65.806	63.291	23
DNF	8	Daniel Hegarty	BMW	1000 GP	3	2:58.739	DNF		58.013	74.404	72.447	1
DNF	19	Mike Dickinson	BMW	1000 GP	3	2:58.926	DNF		56.860	75.913	72.371	6
DNF	96	Callum O'Shea	Honda	1000 GP	3	3:23.956	DNF		1:03.884	67.566	63.490	33
DNF	38	Rob McNealy	BMW	1000 S	1	1:02.347	DNF		59.453	72.602	69.231	4

Announcements

No.39 & 68 - 10 Second Penalty - Jump Start

No.71 - Please check position on Transponder - Low Signal

Margin of Victory	Avg. Speed	Best Lap Tm	Best Speed	Best Lap by
1.800	74.629	56.356	76.592	71 - Philip Crowe

Timekeeper:

Race Director

Weather / Track: Raining / Wet

Results @ www.sportstimingsservices.com





Thundersport GB Rounds 1 and 2

Lapchart

Morello Services GP1

Brands Hatch 1.199 Miles

Race 7

04/03/2012 13:45

Race started at 13:45:12

Competitors	Laps																	
	0	1	2	3	4	5	6	7	8	9	10	11	12	13	14	15	16	
Daniel Hegarty (8)	1	8	4	4	4	4	4	4	4	4	4	4	4	4	4	71	71	71
Peter Baker (4)	2	4	8	8	8	71	71	71	71	71	71	71	71	71	71	4	4	4
Rob McNealy (38)	3	38	38	19	19	30	3	3	3	3	3	3	3	3	3	3	3	3
Sam Hornsey (94)	4	94	19	30	71	3	30	30	30	30	30	30	30	30	30	30	30	30
Ian Mackman (30)	5	30	30	71	30	138	138	94	94	94	94	68	39	11	11	11	11	11
Mike Dickinson (19)	6	19	138	3	3	111	111	68	68	68	68	68	39	68	39	68	39	39
Jenny Tinmouth (10)	7	10	3	138	138	94	68	39	39	39	39	11	11	68	39	76	76	76
Adrian Clark (3)	8	3	71	111	111	68	94	11	11	11	11	76	76	76	76	80	80	80
Alex Heaton (111)	9	111	10	10	94	10	39	10	76	76	76	76	80	80	80	80	21	21
Philip Crowe (71)	10	71	111	94	68	121	11	76	10	80	80	80	21	21	21	21	74	74
Adam Robinson (7)	11	7	94	121	10	39	10	80	80	10	10	21	74	74	74	74	7	7
Michael Blank (138)	12	138	121	21	121	21	121	121	121	74	21	74	7	7	7	7	121	121
Chris Barnes (21)	13	21	21	39	21	11	80	21	74	21	74	10	10	10	10	121	10	10
Mark Lister (29)	14	29	7	68	39	7	21	7	21	121	121	7	121	121	121	10	23	23
Adam Boyle (80)	15	80	29	7	7	80	76	74	7	7	7	121	23	23	23	23	88	88
Ales Bastl (69)	16	69	39	29	11	76	7	23	23	23	23	23	88	88	88	88	29	29
Max Symonds (121)	17	121	80	11	29	74	74	69	69	88	88	88	69	29	29	29	63	63
Justin Stephenson (23)	18	23	11	80	80	23	23	88	88	69	69	69	63	69	63	63	69	69
Chris Pope (39)	19	39	68	76	76	69	69	18	18	18	63	63	29	63	69	69	18	18
Martin Bissell (194)	20	194	76	74	74	88	88	63	63	63	18	18	18	18	18	18	18	18
Tom Webb (18)	21	18	74	69	69	18	18	194	194	29	29	29	194	9	9	9	9	9
Joe Faragher (88)	22	88	69	23	23	63	63	9	9	194	194	194	9	194	194	194	9	9
Gavin Littlewood (83)	23	83	23	88	88	83	9	29	29	9	9	9						
Ben Scranage (11)	24	11	88	18	96	194	194											
Ross Dunning (9)	25	9	18	96	18	9	29											
Duncan Gibson (68)	26	68	96	194	63	29												
Jimmy Nixon (74)	27	74	194	83	194													
Kevin Davies (63)	28	63	83	63	83													
Callum O'Shea (96)	29	96	63	9	9													
Jason Byard (76)	30	76	9															

Timekeeper:

Race Director

Weather / Track: Raining / Wet

Results @ www.sportstimingservices.com





Thundersport GB Rounds 1 and 2

Morello Services GP1

Brands Hatch 1.199 Miles

Race 7

04/03/2012 13:45

Race started at 13:45:12

Lap	Lap Tm	Diff	Time of Day
(71) Philip Crowe			
1	1:01.735	+5.379	13:46:17.659
2	59.022	+2.666	13:47:16.681
3	56.841	+0.485	13:48:13.522
4	57.520	+1.164	13:49:11.042
5	57.362	+1.006	13:50:08.404
6	57.729	+1.373	13:51:06.133
7	57.180	+0.824	13:52:03.313
8	57.105	+0.749	13:53:00.418
9	57.522	+1.166	13:53:57.940
10	57.563	+1.207	13:54:55.503
11	56.817	+0.461	13:55:52.320
12	56.356		13:56:48.676
13	57.425	+1.069	13:57:46.101
14	57.073	+0.717	13:58:43.174
15	57.538	+1.182	13:59:40.712
16	56.858	+0.502	14:00:37.570

(4) Peter Baker			
1	59.260	+2.226	13:46:14.274
2	57.845	+0.811	13:47:12.119
3	57.527	+0.493	13:48:09.646
4	57.034		13:49:06.680
5	57.715	+0.681	13:50:04.395
6	57.897	+0.863	13:51:02.292
7	59.823	+2.789	13:52:02.115
8	57.484	+0.450	13:52:59.599
9	57.155	+0.121	13:53:56.754
10	57.377	+0.343	13:54:54.131
11	57.182	+0.148	13:55:51.313
12	57.235	+0.201	13:56:48.548
13	57.289	+0.255	13:57:45.837
14	57.410	+0.376	13:58:43.247
15	58.572	+1.538	13:59:41.819
16	57.551	+0.517	14:00:39.370

(3) Adrian Clark			
1	1:01.694	+5.187	13:46:17.297
2	59.679	+3.172	13:47:16.976
3	59.541	+3.034	13:48:16.517
4	58.252	+1.745	13:49:14.769
5	57.616	+1.109	13:50:12.385
6	57.500	+0.993	13:51:09.885
7	57.164	+0.657	13:52:07.049
8	58.348	+1.841	13:53:05.397
9	56.507		13:54:01.904
10	57.686	+1.179	13:54:59.590
11	58.176	+1.669	13:55:57.766
12	56.723	+0.216	13:56:54.489
13	57.709	+1.202	13:57:52.198
14	57.163	+0.656	13:58:49.361
15	58.721	+2.214	13:59:48.082
16	57.889	+1.382	14:00:45.971

(30) Ian Mackman			
1	1:01.150	+2.851	13:46:16.460
2	59.891	+1.592	13:47:16.351
3	59.373	+1.074	13:48:15.724
4	58.749	+0.450	13:49:14.473
5	59.142	+0.843	13:50:13.615

6	59.272	+0.973	13:51:12.887
7	59.363	+1.064	13:52:12.250
8	59.527	+1.228	13:53:11.777
9	1:00.606	+2.307	13:54:12.383
10	58.971	+0.672	13:55:11.354
11	58.299		13:56:09.653
12	59.803	+1.504	13:57:09.456
13	1:00.992	+2.693	13:58:10.448
14	59.200	+0.901	13:59:09.648
15	59.356	+1.057	14:00:09.004
16	59.421	+1.122	14:01:08.425

(11) Ben Scranage			
1	1:06.520	+9.155	13:46:23.519
2	1:02.475	+5.110	13:47:25.994
3	1:00.228	+2.863	13:48:26.222
4	1:00.218	+2.853	13:49:26.440
5	1:02.462	+5.097	13:50:28.902
6	59.190	+1.825	13:51:28.092
7	58.127	+0.762	13:52:26.219
8	58.231	+0.866	13:53:24.450
9	58.078	+0.713	13:54:22.528
10	58.717	+1.352	13:55:21.245
11	57.819	+0.454	13:56:19.064
12	58.606	+1.241	13:57:17.670
13	57.688	+0.323	13:58:15.358
14	58.104	+0.739	13:59:13.462
15	57.365		14:00:10.827
16	57.925	+0.560	14:01:08.752

(39) Chris Pope			
1	1:05.844	+7.641	13:46:22.650
2	1:00.530	+2.327	13:47:23.180
3	1:01.043	+2.840	13:48:24.223
4	1:01.981	+3.778	13:49:26.204
5	1:00.236	+2.033	13:50:26.440
6	58.972	+0.769	13:51:25.412
7	58.833	+0.630	13:52:24.245
8	58.203		13:53:22.448
9	58.369	+0.166	13:54:20.817
10	58.922	+0.719	13:55:19.739
11	58.807	+0.604	13:56:18.546
12	58.463	+0.260	13:57:17.009
13	59.988	+1.785	13:58:16.997
14	58.991	+0.788	13:59:15.988
15	59.224	+1.021	14:00:15.212
16	58.589	+0.386	14:01:13.801

(76) Jason Byard			
1	1:06.053	+7.362	13:46:24.093
2	1:02.355	+3.664	13:47:26.448
3	1:01.510	+2.819	13:48:27.958
4	1:00.471	+1.780	13:49:28.429
5	1:01.480	+2.789	13:50:29.909
6	1:01.740	+3.049	13:51:31.649
7	1:01.222	+2.531	13:52:32.871
8	58.691		13:53:31.562
9	59.523	+0.832	13:54:31.085
10	58.807	+0.116	13:55:29.892
11	58.903	+0.212	13:56:28.795
12	1:00.498	+1.807	13:57:29.293

13	1:00.073	+1.382	13:58:29.366
14	59.577	+0.886	13:59:28.943
15	58.771	+0.080	14:00:27.714
16	1:02.155	+3.464	14:01:29.869

(80) Adam Boyle			
1	1:06.931	+8.315	13:46:23.362
2	1:03.019	+4.403	13:47:26.381
3	1:00.849	+2.233	13:48:27.230
4	1:00.906	+2.290	13:49:28.136
5	1:01.441	+2.825	13:50:29.577
6	1:02.419	+3.803	13:51:31.996
7	1:01.702	+3.086	13:52:33.698
8	59.894	+1.278	13:53:33.592
9	59.583	+0.967	13:54:33.175
10	59.491	+0.875	13:55:32.666
11	59.160	+0.544	13:56:31.826
12	1:00.690	+2.074	13:57:32.516
13	59.390	+0.774	13:58:31.906
14	59.431	+0.815	13:59:31.337
15	58.616		14:00:29.953
16	1:00.592	+1.976	14:01:30.545

(21) Chris Barnes			
1	1:04.651	+4.727	13:46:21.020
2	1:01.786	+1.862	13:47:22.806
3	1:01.273	+1.349	13:48:24.079
4	1:02.130	+2.206	13:49:26.209
5	1:03.632	+3.708	13:50:29.841
6	1:03.108	+3.184	13:51:32.949
7	1:02.114	+2.190	13:52:35.063
8	1:00.960	+1.036	13:53:36.023
9	1:00.831	+0.907	13:54:36.854
10	59.924		13:55:36.778
11	1:00.038	+0.114	13:56:36.816
12	1:00.169	+0.245	13:57:36.985
13	1:01.385	+1.461	13:58:38.370
14	1:00.344	+0.420	13:59:38.714
15	1:00.780	+0.856	14:00:39.494

(74) Jimmy Nixon			
1	1:07.523	+7.090	13:46:24.838
2	1:02.397	+1.964	13:47:27.235
3	1:01.470	+1.037	13:48:28.705
4	1:01.677	+1.244	13:49:30.382
5	1:00.934	+0.501	13:50:31.316
6	1:02.031	+1.598	13:51:33.347
7	1:01.273	+0.840	13:52:34.620
8	1:01.164	+0.731	13:53:35.784
9	1:01.639	+1.206	13:54:37.423
10	1:00.667	+0.234	13:55:38.090
11	1:00.433		13:56:38.523
12	1:00.472	+0.039	13:57:38.995
13	1:01.975	+1.542	13:58:40.970
14	1:00.987	+0.554	13:59:41.957
15	1:00.805	+0.372	14:00:42.762

(7) Adam Robinson			
1	1:06.297	+6.061	13:46:22.295
2	1:02.512	+2.276	13:47:24.807
3	1:01.202	+0.966	13:48:26.009

Timekeeper:

Race Director

Weather / Track: Raining / Wet

Results @ www.sportstimingservices.com





Thundersport GB Rounds 1 and 2

Morello Services GP1

Brands Hatch 1.199 Miles

Race 7

04/03/2012 13:45

Race started at 13:45:12

Lap	Lap Tm	Diff	Time of Day
4	1:01.788	+1.552	13:49:27.797
5	1:02.417	+2.181	13:50:30.214
6	1:02.767	+2.531	13:51:32.981
7	1:02.243	+2.007	13:52:35.224
8	1:01.498	+1.262	13:53:36.722
9	1:01.250	+1.014	13:54:37.972
10	1:01.995	+1.759	13:55:39.967
11	1:00.236		13:56:40.203
12	1:00.583	+0.347	13:57:40.786
13	1:01.049	+0.813	13:58:41.835
14	1:01.490	+1.254	13:59:43.325
15	1:01.106	+0.870	14:00:44.431

(121) Max Symonds

1	1:03.723	+2.839	13:46:20.353
2	1:01.243	+0.359	13:47:21.596
3	1:01.240	+0.356	13:48:22.836
4	1:03.031	+2.147	13:49:25.867
5	1:03.590	+2.706	13:50:29.457
6	1:02.567	+1.683	13:51:32.024
7	1:02.367	+1.483	13:52:34.391
8	1:02.186	+1.302	13:53:36.577
9	1:01.334	+0.450	13:54:37.911
10	1:02.244	+1.360	13:55:40.155
11	1:01.998	+1.114	13:56:42.153
12	1:03.146	+2.262	13:57:45.299
13	1:01.598	+0.714	13:58:46.897
14	1:01.532	+0.648	13:59:48.429
15	1:00.884		14:00:49.313

(10) Jenny Tinmouth

1	1:02.863	+1.605	13:46:18.217
2	1:01.981	+0.723	13:47:20.198
3	1:02.065	+0.807	13:48:22.263
4	1:03.181	+1.923	13:49:25.444
5	1:03.861	+2.603	13:50:29.305
6	1:02.179	+0.921	13:51:31.484
7	1:02.116	+0.858	13:52:33.600
8	1:01.901	+0.643	13:53:35.501
9	1:01.258		13:54:36.759
10	1:02.847	+1.589	13:55:39.606
11	1:02.431	+1.173	13:56:42.037
12	1:03.063	+1.805	13:57:45.100
13	1:01.562	+0.304	13:58:46.662
14	1:02.803	+1.545	13:59:49.465
15	1:02.072	+0.814	14:00:51.537

(23) Justin Stephenson

1	1:08.784	+8.351	13:46:25.492
2	1:04.792	+4.359	13:47:30.284
3	1:03.797	+3.364	13:48:34.081
4	1:02.060	+1.627	13:49:36.141
5	1:02.175	+1.742	13:50:38.316
6	1:01.834	+1.401	13:51:40.150
7	1:01.310	+0.877	13:52:41.460
8	1:00.848	+0.415	13:53:42.308
9	1:00.433		13:54:42.741
10	1:00.962	+0.529	13:55:43.703
11	1:01.528	+1.095	13:56:45.231
12	1:01.838	+1.405	13:57:47.069
13	1:01.237	+0.804	13:58:48.306

Lap	Lap Tm	Diff	Time of Day
14	1:01.512	+1.079	13:59:49.818
15	1:02.077	+1.644	14:00:51.895

(88) Joe Faragher

1	1:08.973	+8.554	13:46:25.922
2	1:04.982	+4.563	13:47:30.904
3	1:05.050	+4.631	13:48:35.954
4	1:05.918	+5.499	13:49:41.872
5	1:02.427	+2.008	13:50:44.299
6	1:03.429	+3.010	13:51:47.728
7	1:03.330	+2.911	13:52:51.058
8	1:02.899	+2.480	13:53:53.957
9	1:01.669	+1.250	13:54:55.626
10	1:02.015	+1.596	13:55:57.641
11	1:01.986	+1.567	13:56:59.627
12	1:01.804	+1.385	13:58:01.431
13	1:01.102	+0.683	13:59:02.533
14	1:00.419		14:00:02.952
15	1:01.262	+0.843	14:01:04.214

(29) Mark Lister

1	1:06.223	+6.839	13:46:22.632
2	1:03.027	+3.643	13:47:25.659
3	1:01.075	+1.691	13:48:26.734
4	1:37.323	+37.939	13:50:04.057
5	1:04.683	+5.299	13:51:08.740
6	1:01.212	+1.828	13:52:09.952
7	1:00.196	+0.812	13:53:10.148
8	1:00.026	+0.642	13:54:10.174
9	59.384		13:55:09.558
10	59.434	+0.050	13:56:08.992
11	1:00.184	+0.800	13:57:09.176
12	1:00.722	+1.338	13:58:09.898
13	59.408	+0.024	13:59:09.306
14	59.471	+0.087	14:00:08.777
15	1:00.035	+0.651	14:01:08.812

(63) Kevin Davies

1	1:10.456	+8.385	13:46:27.991
2	1:05.533	+3.462	13:47:33.524
3	1:05.388	+3.317	13:48:38.912
4	1:04.357	+2.286	13:49:43.269
5	1:05.072	+3.001	13:50:48.341
6	1:03.972	+1.901	13:51:52.313
7	1:03.821	+1.750	13:52:56.134
8	1:04.073	+2.002	13:54:00.207
9	1:02.498	+0.427	13:55:02.705
10	1:02.761	+0.690	13:56:05.466
11	1:02.117	+0.046	13:57:07.583
12	1:04.090	+2.019	13:58:11.673
13	1:02.790	+0.719	13:59:14.463
14	1:02.140	+0.069	14:00:16.603
15	1:02.071		14:01:18.674

(69) Ales Bastl

1	1:08.724	+5.479	13:46:25.330
2	1:04.779	+1.534	13:47:30.109
3	1:03.964	+0.719	13:48:34.073
4	1:04.045	+0.800	13:49:38.118
5	1:03.814	+0.569	13:50:41.932
6	1:04.167	+0.922	13:51:46.099

Lap	Lap Tm	Diff	Time of Day
7	1:04.486	+1.241	13:52:50.585
8	1:05.455	+2.210	13:53:56.040
9	1:03.245		13:54:59.285
10	1:03.641	+0.396	13:56:02.926
11	1:03.998	+0.753	13:57:06.924
12	1:04.736	+1.491	13:58:11.660
13	1:05.008	+1.763	13:59:16.668
14	1:04.797	+1.552	14:00:21.465
15	1:04.170	+0.925	14:01:25.635

(18) Tom Webb

1	1:09.518	+5.543	13:46:26.422
2	1:05.471	+1.496	13:47:31.893
3	1:04.505	+0.530	13:48:36.398
4	1:06.252	+2.277	13:49:42.650
5	1:04.767	+0.792	13:50:47.417
6	1:04.294	+0.319	13:51:51.711
7	1:04.057	+0.082	13:52:55.768
8	1:04.219	+0.244	13:53:59.987
9	1:04.474	+0.499	13:55:04.461
10	1:03.975		13:56:08.436
11	1:04.582	+0.607	13:57:13.018
12	1:04.712	+0.737	13:58:17.730
13	1:03.995	+0.020	13:59:21.725
14	1:04.913	+0.938	14:00:26.638
15	1:04.235	+0.260	14:01:30.873

(9) Ross Dunning

1	1:11.381	+7.648	13:46:28.529
2	1:07.804	+4.071	13:47:36.333
3	1:06.177	+2.444	13:48:42.510
4	1:07.049	+3.316	13:49:49.559
5	1:06.309	+2.576	13:50:55.868
6	1:07.823	+4.090	13:52:03.691
7	1:06.241	+2.508	13:53:09.932
8	1:06.605	+2.872	13:54:16.537
9	1:06.057	+2.324	13:55:22.594
10	1:06.295	+2.562	13:56:28.889
11	1:06.282	+2.549	13:57:35.171
12	1:05.982	+2.249	13:58:41.153
13	1:03.733		13:59:44.886
14	1:03.840	+0.107	14:00:48.726

(194) Martin Bissell

1	1:10.425	+4.731	13:46:27.256
2	1:05.694		13:47:32.950
3	1:06.238	+0.544	13:48:39.188
4	1:08.715	+3.021	13:49:47.903
5	1:08.045	+2.351	13:50:55.948
6	1:06.850	+1.156	13:52:02.798
7	1:06.805	+1.111	13:53:09.603
8	1:06.162	+0.468	13:54:15.765
9	1:06.366	+0.672	13:55:22.131
10	1:06.342	+0.648	13:56:28.473
11	1:06.405	+0.711	13:57:34.878
12	1:07.308	+1.614	13:58:42.186
13	1:05.948	+0.254	13:59:48.134
14	1:06.475	+0.781	14:00:54.609

(68) Duncan Gibson

1	1:06.622	+8.589	13:46:23.864
---	----------	--------	--------------

Timekeeper:

Race Director

Weather / Track: Raining / Wet

Results @ www.sportstimingservices.com

Printed: 04/03/2012 14:05:32





Thundersport GB Rounds 1 and 2

Morello Services GP1

Brands Hatch 1.199 Miles

Race 7

04/03/2012 13:45

Race started at 13:45:12



Lap	Lap Tm	Diff	Time of Day
2	1:00.077	+2.044	13:47:23.941
3	58.296	+0.263	13:48:22.237
4	58.732	+0.699	13:49:20.969
5	58.787	+0.754	13:50:19.756
6	1:00.727	+2.694	13:51:20.483
7	59.867	+1.834	13:52:20.350
8	59.010	+0.977	13:53:19.360
9	59.727	+1.694	13:54:19.087
10	1:00.325	+2.292	13:55:19.412
11	59.026	+0.993	13:56:18.438
12	58.749	+0.716	13:57:17.187
13	1:00.240	+2.207	13:58:17.427
14	58.033		13:59:15.460

(94) Sam Hornsey

1	1:03.669	+4.705	13:46:18.849
2	1:01.670	+2.706	13:47:20.519
3	1:00.570	+1.606	13:48:21.089
4	59.331	+0.367	13:49:20.420
5	59.451	+0.487	13:50:19.871
6	1:00.500	+1.536	13:51:20.371
7	59.867	+0.903	13:52:20.238
8	58.964		13:53:19.202
9	59.712	+0.748	13:54:18.914
10	1:00.310	+1.346	13:55:19.224

(138) Michael Blank

1	1:00.940	+1.179	13:46:17.237
2	59.761		13:47:16.998
3	1:00.029	+0.268	13:48:17.027
4	1:00.201	+0.440	13:49:17.228
5	1:00.268	+0.507	13:50:17.496

(111) Alex Heaton

1	1:02.688	+2.979	13:46:18.446
2	1:00.958	+1.249	13:47:19.404
3	1:00.365	+0.656	13:48:19.769
4	1:00.071	+0.362	13:49:19.840
5	59.709		13:50:19.549

(83) Gavin Littlewood

1	1:10.746	+5.153	13:46:27.734
2	1:05.593		13:47:33.327
3	1:05.883	+0.290	13:48:39.210
4	1:05.745	+0.152	13:49:44.955

(8) Daniel Hegarty

1	59.450	+1.437	13:46:14.311
2	58.572	+0.559	13:47:12.883
3	58.013		13:48:10.896

(19) Mike Dickinson

1	59.401	+2.541	13:46:14.713
2	59.510	+2.650	13:47:14.223
3	56.860		13:48:11.083

(96) Callum O'Shea

1	1:09.515	+5.631	13:46:27.225
2	1:05.004	+1.120	13:47:32.229
3	1:03.884		13:48:36.113

Lap	Lap Tm	Diff	Time of Day
(38) Rob McNealy			
1	59.453		13:46:14.504

Lap	Lap Tm	Diff	Time of Day
-----	--------	------	-------------

Timekeeper:

Race Director

Weather / Track: Raining / Wet

Results @ www.sportstimingservices.com

Printed: 04/03/2012 14:05:32





Thundersport GB Rounds 1 and 2

Sorted on Laps


Morello Services GP1

Brands Hatch 1.199 Miles

Race 16

04/03/2012 16:44

Race started at 16:44:40



Pos	No.	Name	Bike	CC	Laps	Total Tm	Diff	Gap	Best Tm	Best Speed	Avg. Speed	Start Pos
1	71	Philip Crowe	BMW	1000 GP	12	11:51.531			57.598	74.940	72.796	0
2	3	Adrian Clark	Honda	1000 GP	12	12:03.511	11.980	11.980	58.929	73.247	71.591	0
3	11	Ben Scranage	Honda	1000 S	12	12:08.210	16.679	4.699	58.781	73.432	71.129	0
4	30	Ian Mackman	Kawasaki	1000	12	12:21.632	30.101	13.422	1:00.896	70.882	69.842	0
5	39	Chris Pope	Yamaha	1000 GP	12	12:21.662	30.131	0.030	59.550	72.484	69.839	0
6	76	Jason Byard	Kawasaki	1000 S	12	12:34.767	43.236	13.105	1:00.524	71.317	68.626	0
7	74	Jimmy Nixon	Honda	1000 S	12	12:35.196	43.665	0.429	1:01.057	70.695	68.587	0
8	111	Alex Heaton	Ducati	1198 S	12	12:48.285	56.754	13.089	1:02.305	69.279	67.419	0
9	21	Chris Barnes	Honda	1000 S	11	11:52.318	1 Lap	1 Lap	1:03.468	68.009	66.656	0
10	18	Tom Webb	Suzuki	1000 S	11	11:56.160	1 Lap	3.842	1:03.035	68.476	66.299	0
11	23	Justin Stephenson	Suzuki	1000 GP	11	12:00.302	1 Lap	4.142	1:03.551	67.920	65.917	0
12	63	Kevin Davies	Suzuki	1000 S	11	12:06.939	1 Lap	6.637	1:03.917	67.531	65.316	0
13	121	Max Symonds	Triumph	675 T	11	12:12.286	1 Lap	5.347	1:05.148	66.255	64.839	0
14	69	Ales Bastl	Honda	1000 S	11	12:14.921	1 Lap	2.635	1:05.033	66.372	64.606	0
15	9	Ross Dunning	Yamaha	1000 S	11	12:16.843	1 Lap	1.922	1:05.300	66.101	64.438	0
Not classified												
DNF	138	Michael Blank	Kawasaki	1000 GP	2	2:07.134	DNF		1:00.714	71.094	67.903	0
DNF	80	Adam Boyle	Honda	1000 GP	1	1:08.525	DNF		1:03.862	67.589	62.990	0
DNF	4	Peter Baker	Suzuki	1000 GP		2.981	DNF		-	-	-	0
DNF	19	Mike Dickinson	BMW	1000 GP		3.194	DNF		-	-	-	0
DNF	8	Daniel Hegarty	BMW	1000 GP		3.260	DNF		-	-	-	0

Margin of Victory	Avg. Speed	Best Lap Tm	Best Speed	Best Lap by
11.980	72.796	57.598	74.940	71 - Philip Crowe

Timekeeper:

Race Director

Weather / Track: Raining / Wet

Results @ www.sportstimingsservices.com





Thundersport GB Rounds 1 and 2

Lapchart

Morello Services GP1

Brands Hatch 1.199 Miles

Race 16

04/03/2012 16:44

Race started at 16:44:40

Competitors

Laps

	0	1	2	3	4	5	6	7	8	9	10	11	12
Peter Baker (4)	1	4	3	71	71	71	71	71	71	71	71	71	71
Mike Dickinson (19)	2	19	71	3	3	3	3	3	3	3	3	3	3
Ian Mackman (30)	3	30	138	138	30	30	11	11	11	11	11	11	11
Daniel Hegarty (8)	4	8	30	30	11	11	30	30	30	30	30	30	30
Adrian Clark (3)	5	3	80	11	39	39	39	39	39	39	39	39	39
Philip Crowe (71)	6	71	21	39	21	21	21	74	74	74	74	74	76
Michael Blank (138)	7	138	11	21	111	74	76	76	76	76	76	76	74
Chris Barnes (21)	8	21	69	111	74	111	74	111	111	111	111	111	111
Ales Bastl (69)	9	69	39	76	76	76	111	21	21	21	21	21	21
Alex Heaton (111)	10	111	76	74	18	18	18	18	18	18	18	18	18
Max Symonds (121)	11	121	111	69	69	23	23	23	23	23	23	23	23
Adam Boyle (80)	12	80	18	18	23	69	121	121	63	63	63	63	63
Justin Stephenson (23)	13	23	121	23	121	121	63	63	121	121	121	121	121
Chris Pope (39)	14	39	74	121	63	63	69	69	69	69	69	69	69
Tom Webb (18)	15	18	23	9	9	9	9	9	9	9	9	9	9
Ross Dunning (9)	16	9	9	63									
Ben Scranage (11)	17	11	63										
Jimmy Nixon (74)	18	74											
Kevin Davies (63)	19	63											
Jason Byard (76)	20	76											

Timekeeper:

Race Director

Weather / Track: Raining / Wet

Results @ www.sportstimingservices.com

Printed: 04/03/2012 17:00:33





Thundersport GB Rounds 1 and 2

Morello Services GP1

Brands Hatch 1.199 Miles

Race 16

04/03/2012 16:44

Race started at 16:44:40

Lap	Lap Tm	Diff	Time of Day
(71) Philip Crowe			
1	1:02.571	+4.973	16:45:46.472
2	59.699	+2.101	16:46:46.171
3	57.598		16:47:43.769
4	57.970	+0.372	16:48:41.739
5	58.109	+0.511	16:49:39.848
6	57.973	+0.375	16:50:37.821
7	58.294	+0.696	16:51:36.115
8	58.461	+0.863	16:52:34.576
9	59.665	+2.067	16:53:34.241
10	58.322	+0.724	16:54:32.563
11	59.482	+1.884	16:55:32.045
12	59.765	+2.167	16:56:31.810

Lap	Lap Tm	Diff	Time of Day
(3) Adrian Clark			
1	1:01.520	+2.591	16:45:45.254
2	1:00.920	+1.991	16:46:46.174
3	59.042	+0.113	16:47:45.216
4	58.961	+0.032	16:48:44.177
5	1:00.761	+1.832	16:49:44.938
6	1:00.124	+1.195	16:50:45.062
7	1:00.664	+1.735	16:51:45.726
8	1:00.278	+1.349	16:52:46.004
9	59.403	+0.474	16:53:45.407
10	59.615	+0.686	16:54:45.022
11	58.929		16:55:43.951
12	59.839	+0.910	16:56:43.790

Lap	Lap Tm	Diff	Time of Day
(11) Ben Scranage			
1	1:06.293	+7.512	16:45:51.589
2	1:01.172	+2.391	16:46:52.761
3	59.916	+1.135	16:47:52.677
4	59.754	+0.973	16:48:52.431
5	59.940	+1.159	16:49:52.371
6	59.661	+0.880	16:50:52.032
7	59.928	+1.147	16:51:51.960
8	59.628	+0.847	16:52:51.588
9	58.781		16:53:50.369
10	58.930	+0.149	16:54:49.299
11	59.474	+0.693	16:55:48.773
12	59.716	+0.935	16:56:48.489

Lap	Lap Tm	Diff	Time of Day
(30) Ian Mackman			
1	1:04.287	+3.391	16:45:47.790
2	1:01.687	+0.791	16:46:49.477
3	1:01.216	+0.320	16:47:50.693
4	1:01.413	+0.517	16:48:52.106
5	1:01.527	+0.631	16:49:53.633
6	1:00.896		16:50:54.529
7	1:00.965	+0.069	16:51:55.494
8	1:01.334	+0.438	16:52:56.828
9	1:01.067	+0.171	16:53:57.895
10	1:01.389	+0.493	16:54:59.284
11	1:01.397	+0.501	16:56:00.681
12	1:01.230	+0.334	16:57:01.911

Lap	Lap Tm	Diff	Time of Day
(39) Chris Pope			
1	1:07.057	+7.507	16:45:52.195
2	1:02.528	+2.978	16:46:54.723
3	1:01.389	+1.839	16:47:56.112

Lap	Lap Tm	Diff	Time of Day
4	1:00.720	+1.170	16:48:56.832
5	1:01.158	+1.608	16:49:57.990
6	1:01.022	+1.472	16:50:59.012
7	1:00.355	+0.805	16:51:59.367
8	1:00.470	+0.920	16:52:59.837
9	59.550		16:53:59.387
10	1:00.453	+0.903	16:54:59.840
11	1:01.049	+1.499	16:56:00.889
12	1:01.052	+1.502	16:57:01.941

Lap	Lap Tm	Diff	Time of Day
(76) Jason Byard			
1	1:06.041	+5.517	16:45:52.273
2	1:06.880	+6.356	16:46:59.153
3	1:02.680	+2.156	16:48:01.833
4	1:02.513	+1.989	16:49:04.346
5	1:01.646	+1.122	16:50:05.992
6	1:01.544	+1.020	16:51:07.536
7	1:01.301	+0.777	16:52:08.837
8	1:00.874	+0.350	16:53:09.711
9	1:01.614	+1.090	16:54:11.325
10	1:01.411	+0.887	16:55:12.736
11	1:01.786	+1.262	16:56:14.522
12	1:00.524		16:57:15.046

Lap	Lap Tm	Diff	Time of Day
(74) Jimmy Nixon			
1	1:08.182	+7.125	16:45:53.749
2	1:05.477	+4.420	16:46:59.226
3	1:02.368	+1.311	16:48:01.594
4	1:01.906	+0.849	16:49:03.500
5	1:02.511	+1.454	16:50:06.011
6	1:01.344	+0.287	16:51:07.355
7	1:01.057		16:52:08.412
8	1:01.249	+0.192	16:53:09.661
9	1:01.323	+0.266	16:54:10.984
10	1:01.560	+0.503	16:55:12.544
11	1:01.444	+0.387	16:56:13.988
12	1:01.487	+0.430	16:57:15.475

Lap	Lap Tm	Diff	Time of Day
(111) Alex Heaton			
1	1:07.451	+5.146	16:45:52.281
2	1:05.414	+3.109	16:46:57.695
3	1:03.700	+1.395	16:48:01.395
4	1:02.931	+0.626	16:49:04.326
5	1:02.683	+0.378	16:50:07.009
6	1:02.585	+0.280	16:51:09.594
7	1:02.305		16:52:11.899
8	1:02.966	+0.661	16:53:14.865
9	1:03.425	+1.120	16:54:18.290
10	1:03.918	+1.613	16:55:22.208
11	1:03.205	+0.900	16:56:25.413
12	1:03.151	+0.846	16:57:28.564

Lap	Lap Tm	Diff	Time of Day
(21) Chris Barnes			
1	1:04.665	+1.197	16:45:49.154
2	1:05.569	+2.101	16:46:54.723
3	1:03.966	+0.498	16:47:58.689
4	1:03.468		16:49:02.157
5	1:03.680	+0.212	16:50:05.837
6	1:05.548	+2.080	16:51:11.385
7	1:03.839	+0.371	16:52:15.224
8	1:04.670	+1.202	16:53:19.894

Lap	Lap Tm	Diff	Time of Day
9	1:04.336	+0.868	16:54:24.230
10	1:04.094	+0.626	16:55:28.324
11	1:04.273	+0.805	16:56:32.597

Lap	Lap Tm	Diff	Time of Day
(18) Tom Webb			
1	1:07.932	+4.897	16:45:53.161
2	1:06.627	+3.592	16:46:59.788
3	1:06.288	+3.253	16:48:06.076
4	1:03.910	+0.875	16:49:09.986
5	1:03.531	+0.496	16:50:13.517
6	1:03.586	+0.551	16:51:17.103
7	1:04.384	+1.349	16:52:21.487
8	1:03.966	+0.931	16:53:25.453
9	1:04.129	+1.094	16:54:29.582
10	1:03.822	+0.787	16:55:33.404
11	1:03.035		16:56:36.439

Lap	Lap Tm	Diff	Time of Day
(23) Justin Stephenson			
1	1:08.836	+5.285	16:45:53.932
2	1:06.256	+2.705	16:47:00.188
3	1:06.137	+2.586	16:48:06.325
4	1:04.710	+1.159	16:49:11.035
5	1:05.106	+1.555	16:50:16.141
6	1:04.050	+0.499	16:51:20.191
7	1:03.551		16:52:23.742
8	1:03.897	+0.346	16:53:27.639
9	1:03.758	+0.207	16:54:31.397
10	1:04.510	+0.959	16:55:35.907
11	1:04.674	+1.123	16:56:40.581

Lap	Lap Tm	Diff	Time of Day
(63) Kevin Davies			
1	1:09.270	+5.353	16:45:55.022
2	1:07.591	+3.674	16:47:02.613
3	1:06.123	+2.206	16:48:08.736
4	1:05.430	+1.513	16:49:14.166
5	1:05.966	+2.049	16:50:20.132
6	1:04.685	+0.768	16:51:24.817
7	1:05.383	+1.466	16:52:30.200
8	1:03.917		16:53:34.117
9	1:04.338	+0.421	16:54:38.455
10	1:04.270	+0.353	16:55:42.725
11	1:04.493	+0.576	16:56:47.218

Lap	Lap Tm	Diff	Time of Day
(121) Max Symonds			
1	1:08.394	+3.246	16:45:53.275
2	1:08.599	+3.451	16:47:01.874
3	1:06.318	+1.170	16:48:08.192
4	1:05.389	+0.241	16:49:13.581
5	1:05.461	+0.313	16:50:19.042
6	1:05.549	+0.401	16:51:24.591
7	1:06.279	+1.131	16:52:30.870
8	1:05.405	+0.257	16:53:36.275
9	1:05.418	+0.270	16:54:41.693
10	1:05.148		16:55:46.841
11	1:05.724	+0.576	16:56:52.565

Lap	Lap Tm	Diff	Time of Day
(69) Ales Basti			
1	1:07.187	+2.154	16:45:51.981
2	1:07.329	+2.296	16:46:59.310
3	1:06.848	+1.815	16:48:06.158
4	1:06.119	+1.086	16:49:12.277

Timekeeper:

Race Director

Weather / Track: Raining / Wet

Results @ www.sportstimingservices.com





Thundersport GB Rounds 1 and 2


Morello Services GP1

Brands Hatch 1.199 Miles

Race 16

04/03/2012 16:44

Race started at 16:44:40



Lap	Lap Tm	Diff	Time of Day
5	1:07.918	+2.885	16:50:20.195
6	1:07.695	+2.662	16:51:27.890
7	1:06.022	+0.989	16:52:33.912
8	1:05.501	+0.468	16:53:39.413
9	1:05.486	+0.453	16:54:44.899
10	1:05.268	+0.235	16:55:50.167
11	1:05.033		16:56:55.200

(9) Ross Dunning

1	1:09.268	+3.968	16:45:54.542
2	1:07.787	+2.487	16:47:02.329
3	1:07.082	+1.782	16:48:09.411
4	1:05.460	+0.160	16:49:14.871
5	1:06.242	+0.942	16:50:21.113
6	1:07.201	+1.901	16:51:28.314
7	1:06.148	+0.848	16:52:34.462
8	1:05.355	+0.055	16:53:39.817
9	1:05.300		16:54:45.117
10	1:06.147	+0.847	16:55:51.264
11	1:05.858	+0.558	16:56:57.122

(138) Michael Blank

1	1:02.391	+1.677	16:45:46.699
2	1:00.714		16:46:47.413

(80) Adam Boyle

1	1:03.862		16:45:48.804
---	-----------------	--	--------------

Lap	Lap Tm	Diff	Time of Day
-----	--------	------	-------------

Lap	Lap Tm	Diff	Time of Day
-----	--------	------	-------------

Timekeeper:

Race Director

Weather / Track: Raining / Wet

Results @ www.sportstimservices.com

Printed: 04/03/2012 16:59:13





Thundersport GB Rounds 1 and 2

Sorted on Best Lap time

RLR Motorsports 600 Sportsman Elite

Brands Hatch 1.199 Miles

Qualifying

03/03/2012 09:40

Practice started at 9:40:27

Pos	No.	Name	Bike	CC	Best Tm	Best Speed	Gap	Diff	In Lap	2nd Best
1	123	Danny Murphy	Yamaha	600 S	53.557	80.595			16	54.346
2	56	James East	Kawasaki	600 F	54.472	79.241	0.915	0.915	10	55.090
3	121	Max Symonds	Triumph	675 F	55.431	77.870	0.959	1.874	16	55.866
4	90	Rory Parker	Kawasaki	600 S	55.508	77.762	0.077	1.951	19	55.631
5	101	Andy Lawson	Kawasaki	600 S	55.524	77.739	0.016	1.967	7	55.828
6	30	Liam Shellcock	Yamaha	600 S	55.695	77.501	0.171	2.138	9	56.152
7	8	Daniel Hegarty	Kawasaki	600 F	55.920	77.189	0.225	2.363	11	56.228
8	26	Andrew Dudgeon	Kawasaki	600 S	55.984	77.101	0.064	2.427	19	56.152
9	21	Simon Critchlow	Triumph	675 F	56.003	77.074	0.019	2.446	11	56.013
10	74	Curtis Wright	Triumph	675 S	56.183	76.828	0.180	2.626	5	56.245
11	69	Nicole McAleer	Triumph	675 F	56.215	76.784	0.032	2.658	15	56.741
12	72	Darryl Harrison	Suzuki	600 S	56.530	76.356	0.315	2.973	15	57.119
13	58	Ricky Simmonds	Honda	600 S	56.538	76.345	0.008	2.981	13	56.636
14	94	Sam Hornsey	Suzuki	600 F	56.548	76.332	0.010	2.991	17	56.629
15	67	Matt Pearce	Suzuki	600 F	56.786	76.012	0.238	3.229	11	57.196
16	75	Aaron Hay	Kawasaki	600 S	56.943	75.802	0.157	3.386	17	57.080
17	100	Connor Tagg	Suzuki	600 S	56.987	75.744	0.044	3.430	16	57.313
18	20	Jamie Devine	Yamaha	600 S	57.206	75.454	0.219	3.649	15	58.519
19	50	Sam Thompson	Suzuki	600 S	57.278	75.359	0.072	3.721	15	57.462
20	96	Marcus Woodbine	Triumph	675 F	57.379	75.226	0.101	3.822	3	57.403
21	4	Tom McHale	Honda	600 F	57.564	74.984	0.185	4.007	14	57.573
22	46	Jake Dixon	Yamaha	600 S	57.581	74.962	0.017	4.024	17	57.756
23	199	Jamie Morris	Yamaha	600 S	57.696	74.813	0.115	4.139	16	57.907
24	2	Oliver Dupuy	Yamaha	600 S	57.725	74.775	0.029	4.168	19	59.114
25	68	Paul Wishart	Yamaha	600 S	58.119	74.268	0.394	4.562	3	59.270
26	71	Ross Ashman	Kawasaki	600 S	58.181	74.189	0.062	4.624	11	58.347
27	85	Matt Page	Yamaha	600 F	58.182	74.188	0.001	4.625	18	58.542
28	29	Mark Lister	Yamaha	600 F	58.402	73.908	0.220	4.845	10	59.122
29	7	Jodie Chalk	Triumph	675 S	58.503	73.781	0.101	4.946	17	59.013
30	1	Nick Anderson	Yamaha	600 S	58.614	73.641	0.111	5.057	19	59.401
31	19	Blake Woulds	Yamaha	600 F	58.811	73.394	0.197	5.254	15	59.077
32	77	John Aitken	Yamaha	600 S	58.876	73.313	0.065	5.319	19	59.651
33	76	Dan Shailer	Honda	600 F	58.931	73.245	0.055	5.374	16	58.954
34	18	Oliver Harrison	Yamaha	600 S	59.088	73.050	0.157	5.531	16	59.491
35	38	Dan Harrison	Yamaha	600 S	59.577	72.451	0.489	6.020	15	59.988
36	9	Paul Charman	Suzuki	600 F	1:00.495	71.351	0.918	6.938	18	1:00.596
37	81	Eric Wilson	Honda	600 S	1:00.738	71.066	0.243	7.181	17	1:00.797
38	42	Andrew Cameron	Triumph	675 F	1:01.640	70.026	0.902	8.083	10	1:02.855
39	88	Michael Golden	Kawasaki	600 S	1:01.655	70.009	0.015	8.098	9	1:01.991
40	43	Chris Wilkinson	Yamaha	600 F	1:03.068	68.440	1.413	9.511	8	1:03.187

Timekeeper:

Race Director

Weather / Track: Overcast / Damp

Results @ www.sportstimingservices.com

Printed: 03/03/2012 11:27:44





Thundersport GB Rounds 1 and 2

Sorted on Best Lap time

RLR Motorsports 600 Sportsman Elite

Brands Hatch 1.199 Miles

Qualifying

03/03/2012 09:40

Practice started at 9:40:27

Pos	No.	Name	Bike	CC	Best Tm	Best Speed	Gap	Diff	In Lap	2nd Best
41	23	Kyle Wilks	Kawasaki	600 S			-		0	

Timekeeper:

Race Director

Weather / Track: Overcast / Damp

Results @ www.sportstimeservices.com

Printed: 03/03/2012 11:27:44





Thundersport GB Rounds 1 and 2

RLR Motorsports 600 Sportsman Elite

Brands Hatch 1.199 Miles

Race 7 - Starting Grid Saturday

03/03/2012

Race



POLE POSITION

	1	2	3	4
1	123	56	121	90
2	101	30	8	26
3	21	74	69	72
4	58	94	67	75
5	100	20	50	96
6	4	46	199	2
7	68	71	85	29
8	7	1	19	77
9	76	18	38	9
10	81	42		

Timekeeper:

Race Director

Weather / Track:

Results @ www.sportstimeservices.com

Printed: 03/03/2012 11:37:22





Thundersport GB Rounds 1 and 2

Sorted on Laps

RLR Motorsports 600 Sportsman Elite

Brands Hatch 1.199 Miles

Race 7

03/03/2012 14:13

Race started at 14:13:40

Pos	No.	Name	Bike	CC	Laps	Total Tm	Diff	Gap	Best Tm	Best Speed	Avg. Speed	Start Pos
1	4	Tom McHale	Honda	600 F	16	14:12.072			51.161	84.369	81.052	21
2	8	Daniel Hegarty	Kawasaki	600 F	16	14:12.459	0.387	0.387	50.395	85.651	81.015	7
3	101	Andy Lawson	Kawasaki	600 S	16	14:16.590	4.518	4.131	51.729	83.443	80.625	5
4	94	Sam Hornsey	Suzuki	600 F	16	14:18.820	6.748	2.230	50.889	84.820	80.415	14
5	46	Jake Dixon	Yamaha	600 S	16	14:20.291	8.219	1.471	50.894	84.812	80.278	22
6	58	Ricky Simmonds	Honda	600 S	16	14:27.285	15.213	6.994	51.991	83.022	79.630	13
7	123	Danny Murphy	Yamaha	600 S	16	14:30.079	18.007	2.794	51.812	83.309	79.375	1
8	56	James East	Kawasaki	600 F	16	14:33.078	21.006	2.999	53.236	81.080	79.102	2
9	74	Curtis Wright	Triumph	675 S	16	14:33.609	21.537	0.531	52.686	81.927	79.054	10
10	68	Paul Wishart	Yamaha	600 S	16	14:36.363	24.291	2.754	52.067	82.901	78.806	25
11	90	Rory Parker	Kawasaki	600 S	16	14:36.813	24.741	0.450	52.544	82.148	78.765	4
12	30	Liam Shellcock	Yamaha	600 S	16	14:40.020	27.948	3.207	52.297	82.536	78.478	6
13	71	Ross Ashman	Kawasaki	600 S	16	14:40.107	28.035	0.087	52.458	82.283	78.470	26
14	21	Simon Critchlow	Triumph	675 F	16	14:40.135	28.063	0.028	52.325	82.492	78.468	9
15	20	Jamie Devine	Yamaha	600 S	16	14:40.446	28.374	0.311	53.241	81.073	78.440	18
16	18	Oliver Harrison	Yamaha	600 S	16	14:42.303	30.231	1.857	51.767	83.381	78.275	34
17	19	Blake Woulds	Yamaha	600 F	16	14:51.926	39.854	9.623	52.182	82.718	77.431	31
18	50	Sam Thompson	Suzuki	600 S	16	15:01.172	49.100	9.246	54.710	78.896	76.636	19
19	29	Mark Lister	Yamaha	600 F	16	15:01.244	49.172	0.072	52.713	81.885	76.630	28
20	199	Jamie Morris	Yamaha	600 S	16	15:01.443	49.371	0.199	53.329	80.939	76.613	23
21	67	Matt Pearce	Suzuki	600 F	16	15:04.617	52.545	3.174	54.036	79.880	76.344	15
22	26	Andrew Dudgeon	Kawasaki	600 S	15	14:16.151	1 Lap	1 Lap	54.170	79.682	75.624	8
23	121	Max Symonds	Triumph	675 F	15	14:16.881	1 Lap	0.730	54.449	79.274	75.560	3
24	72	Darryl Harrison	Suzuki	600 S	15	14:17.020	1 Lap	0.139	54.466	79.249	75.548	12
25	100	Connor Tagg	Suzuki	600 S	15	14:21.768	1 Lap	4.748	53.825	80.193	75.132	17
26	76	Dan Shailer	Honda	600 F	15	14:24.897	1 Lap	3.129	54.414	79.325	74.860	33
27	7	Jodie Chalk	Triumph	675 S	15	14:39.927	1 Lap	15.030	55.492	77.784	73.581	29
28	2	Oliver Dupuy	Yamaha	600 S	15	14:46.606	1 Lap	6.679	54.913	78.604	73.027	24
29	81	Eric Wilson	Honda	600 S	15	14:46.620	1 Lap	0.014	56.496	76.402	73.026	37
30	77	John Aitken	Yamaha	600 S	15	14:50.903	1 Lap	4.283	57.104	75.588	72.675	32

Not classified

DNF	96	Marcus Woodbine	Triumph	675 F	15	13:56.814	DNF		52.298	82.535	77.372	20
DNF	85	Matt Page	Yamaha	600 F	13	12:15.056	DNF		52.704	81.899	76.339	27
DNF	9	Paul Charman	Suzuki	600 F	11	10:45.413	DNF		56.387	76.550	73.566	36
DNF	75	Aaron Hay	Kawasaki	600 S	10	9:06.596	DNF		52.693	81.916	78.969	16
DNF	1	Nick Anderson	Yamaha	600 S	7	6:41.360	DNF		54.350	79.419	75.281	30
DNF	69	Nicole McAleer	Triumph	675 F	4	4:06.351	DNF		57.475	75.100	70.085	11

Announcements

No.38 - Please Put Transponder on

Margin of Victory	Avg. Speed	Best Lap Tm	Best Speed	Best Lap by
0.387	81.052	50.395	85.651	8 - Daniel Hegarty

Timekeeper:

Race Director

Weather / Track: Bright / Damp

Results @ www.sportstimingsservices.com





Thundersport GB Rounds 1 and 2

Sorted on Laps

RLR Motorsports 600 Sportsman Elite
 Race 7
 Race started at 14:13:40

Brands Hatch 1.199 Miles
 03/03/2012 14:30



Pos	No.	Name	Bike	CC	Laps	Total Tm	Diff	Gap	Best Tm	Best Speed	Avg. Speed	Start Pos
DNF	38	Dan Harrison	Yamaha	600 S		3:13.688	DNF			-	-	35

Announcements
 No.38 - Please Put Transponder on

Margin of Victory	Avg. Speed	Best Lap Tm	Best Speed	Best Lap by
0.387	81.052	50.395	85.651	8 - Daniel Hegarty

Timekeeper:
 Race Director
 Weather / Track: Bright / Damp
 Results @ www.sportstimeservices.com





Thundersport GB Rounds 1 and 2

Lapchart

RLR Motorsports 600 Sportsman Elite

Brands Hatch 1.199 Miles

Race 7


03/03/2012 14:13

Race started at 14:13:40

Competitors	Laps	Laps																
		0	1	2	3	4	5	6	7	8	9	10	11	12	13	14	15	16
Danny Murphy (123)	1	123	56	56	56	56	56	56	56	4	4	4	4	4	4	4	4	4
Rory Parker (90)	2	90	8	4	4	4	4	4	4	8	8	8	8	8	8	8	8	8
James East (56)	3	56	4	75	75	75	8	8	8	101	101	101	101	101	101	101	101	101
Andy Lawson (101)	4	101	101	8	8	8	75	101	101	56	56	56	94	94	94	94	46	94
Max Symonds (121)	5	121	75	101	101	101	101	75	75	75	75	46	46	46	46	46	94	46
Daniel Hegarty (8)	6	8	74	74	74	74	74	74	94	94	94	75	56	56	58	58	58	58
Liam Shellcock (30)	7	30	58	58	58	58	58	58	74	74	46	94	58	58	56	56	123	123
Andrew Dudgeon (26)	8	26	123	20	20	94	94	94	58	46	74	74	74	74	74	123	56	56
Curtis Wright (74)	9	74	20	94	94	46	46	46	46	58	58	58	123	123	123	74	74	74
Simon Critchlow (21)	10	21	90	123	46	20	20	20	20	20	20	123	90	90	90	90	90	68
Ricky Simmonds (58)	11	58	94	46	123	123	123	123	123	123	20	30	30	68	68	68	68	90
Nicole McAleer (69)	12	69	30	90	90	90	90	90	90	90	90	20	68	30	30	30	30	30
Tom McHale (4)	13	4	21	30	30	30	30	30	30	30	30	68	20	21	21	21	21	71
Sam Hornsey (94)	14	94	46	21	1	1	1	1	68	68	68	68	21	21	20	20	71	21
Aaron Hay (75)	15	75	26	1	21	21	21	21	1	21	21	21	71	71	71	71	20	20
Darryl Harrison (72)	16	72	1	50	50	68	68	68	21	71	71	71	18	18	18	18	18	18
Jamie Devine (20)	17	20	50	68	68	71	71	71	71	50	18	18	50	96	96	96	96	19
Matt Pearce (67)	18	67	121	71	71	50	50	50	50	18	50	50	96	50	19	19	19	50
Sam Thompson (50)	19	50	68	26	26	67	67	18	18	96	96	96	85	19	85	50	50	29
Jake Dixon (46)	20	46	72	67	67	96	18	96	96	67	85	85	19	85	50	199	199	199
Marcus Woodbine (96)	21	96	71	72	96	18	96	67	67	85	19	19	67	199	199	29	29	67
Paul Wishart (68)	22	68	69	121	121	26	26	19	19	19	67	67	199	67	29	67	67	67
Nick Anderson (1)	23	1	67	96	18	121	19	85	85	121	199	199	29	29	67	26	26	26
Connor Tagg (100)	24	100	96	69	72	72	121	26	26	199	121	29	121	121	121	121	121	121
Ross Ashman (71)	25	71	18	19	69	19	85	121	121	26	29	121	26	26	26	72	72	72
Jamie Morris (199)	26	199	199	18	19	69	72	72	199	72	26	26	72	72	72	100	100	100
Jodie Chalk (7)	27	7	19	199	199	199	199	199	72	29	72	72	100	100	100	76	76	76
Dan Shailer (76)	28	76	85	85	85	85	9	29	29	9	100	100	9	76	76	7	7	7
Blake Woulds (19)	29	19	7	9	9	9	29	9	9	100	9	9	76	7	7	81	2	2
Oliver Harrison (18)	30	18	9	76	29	29	100	100	100	76	76	76	7	81	81	2	81	81
Mark Lister (29)	31	29	76	7	76	76	76	76	76	81	7	7	81	77	77	77	77	77
John Aitken (77)	32	77	81	29	100	100	81	81	81	7	81	81	77	2	2			
Oliver Dupuy (2)	33	2	100	81	7	81	7	7	7	77	77	77	2					
Paul Charman (9)	34	9	29	100	81	7	77	77	77	2	2	2						
Eric Wilson (81)	35	81	77	77	77	77	2	2	2									
Matt Page (85)	36	85	2	2	2	2												
Dan Harrison (38)	37	38																

Timekeeper:
 Race Director
 Weather / Track: Bright / Damp
 Results @ www.sportstimingservices.com





Thundersport GB Rounds 1 and 2

RLR Motorsports 600 Sportsman Elite

Brands Hatch 1.199 Miles

Race 7

03/03/2012 14:13

Race started at 14:13:40

Lap	Lap Tm	Diff	Time of Day
(4) Tom McHale			
1	57.947	+6.786	14:14:44.780
2	54.219	+3.058	14:15:38.999
3	54.351	+3.190	14:16:33.350
4	53.945	+2.784	14:17:27.295
5	53.224	+2.063	14:18:20.519
6	52.183	+1.022	14:19:12.702
7	53.226	+2.065	14:20:05.928
8	51.808	+0.647	14:20:57.736
9	51.455	+0.294	14:21:49.191
10	53.129	+1.968	14:22:42.320
11	51.624	+0.463	14:23:33.944
12	52.162	+1.001	14:24:26.106
13	51.310	+0.149	14:25:17.416
14	51.161		14:26:08.577
15	52.762	+1.601	14:27:01.339
16	51.399	+0.238	14:27:52.738

Lap	Lap Tm	Diff	Time of Day
(8) Daniel Hegarty			
1	58.446	+8.051	14:14:44.726
2	56.139	+5.744	14:15:40.865
3	54.043	+3.648	14:16:34.908
4	53.161	+2.766	14:17:28.069
5	52.586	+2.191	14:18:20.655
6	52.176	+1.781	14:19:12.831
7	53.468	+3.073	14:20:06.299
8	51.605	+1.210	14:20:57.904
9	51.603	+1.208	14:21:49.507
10	54.419	+4.024	14:22:43.926
11	51.017	+0.622	14:23:34.943
12	51.310	+0.915	14:24:26.253
13	52.363	+1.968	14:25:18.616
14	50.395		14:26:09.011
15	53.660	+3.265	14:27:02.671
16	50.454	+0.059	14:27:53.125

Lap	Lap Tm	Diff	Time of Day
(101) Andy Lawson			
1	59.127	+7.398	14:14:45.215
2	55.975	+4.246	14:15:41.190
3	54.109	+2.380	14:16:35.299
4	53.453	+1.724	14:17:28.752
5	52.705	+0.976	14:18:21.457
6	52.163	+0.434	14:19:13.620
7	52.718	+0.989	14:20:06.338
8	52.408	+0.679	14:20:58.746
9	52.049	+0.320	14:21:50.795
10	53.368	+1.639	14:22:44.163
11	52.296	+0.567	14:23:36.459
12	52.136	+0.407	14:24:28.595
13	52.000	+0.271	14:25:20.595
14	51.907	+0.178	14:26:12.502
15	51.729		14:27:04.231
16	53.025	+1.296	14:27:57.256

Lap	Lap Tm	Diff	Time of Day
(94) Sam Homsey			
1	1:01.559	+10.670	14:14:48.429
2	55.951	+5.062	14:15:44.380
3	55.108	+4.219	14:16:39.488
4	53.720	+2.831	14:17:33.208
5	52.611	+1.722	14:18:25.819

Lap	Lap Tm	Diff	Time of Day
6	52.431	+1.542	14:19:18.250
7	52.397	+1.508	14:20:10.647
8	51.971	+1.082	14:21:02.618
9	51.453	+0.564	14:21:54.071
10	53.220	+2.331	14:22:47.291
11	54.622	+3.733	14:23:41.913
12	52.113	+1.224	14:24:34.026
13	51.230	+0.341	14:25:25.256
14	51.183	+0.294	14:26:16.439
15	52.158	+1.269	14:27:08.597
16	50.889		14:27:59.486

Lap	Lap Tm	Diff	Time of Day
(46) Jake Dixon			
1	1:01.748	+10.854	14:14:49.129
2	56.722	+5.828	14:15:45.851
3	54.190	+3.296	14:16:40.041
4	53.998	+3.104	14:17:34.039
5	52.574	+1.680	14:18:26.613
6	52.207	+1.313	14:19:18.820
7	52.721	+1.827	14:20:11.541
8	52.651	+1.757	14:21:04.192
9	50.894		14:21:55.086
10	52.174	+1.280	14:22:47.260
11	54.669	+3.775	14:23:41.929
12	52.311	+1.417	14:24:34.240
13	51.359	+0.465	14:25:25.599
14	51.097	+0.203	14:26:16.696
15	51.897	+1.003	14:27:08.593
16	52.364	+1.470	14:28:00.957

Lap	Lap Tm	Diff	Time of Day
(58) Ricky Simmonds			
1	59.919	+7.928	14:14:46.707
2	55.374	+3.383	14:15:42.081
3	54.445	+2.454	14:16:36.526
4	54.136	+2.145	14:17:30.662
5	54.255	+2.264	14:18:24.917
6	53.325	+1.334	14:19:18.242
7	53.128	+1.137	14:20:11.370
8	53.210	+1.219	14:21:04.580
9	52.437	+0.446	14:21:57.017
10	52.920	+0.929	14:22:49.937
11	54.384	+2.393	14:23:44.321
12	53.926	+1.935	14:24:38.247
13	53.575	+1.584	14:25:31.822
14	51.991		14:26:23.813
15	52.064	+0.073	14:27:15.877
16	52.074	+0.083	14:28:07.951

Lap	Lap Tm	Diff	Time of Day
(123) Danny Murphy			
1	1:02.140	+10.328	14:14:47.989
2	57.651	+5.839	14:15:45.640
3	55.300	+3.488	14:16:40.940
4	55.345	+3.533	14:17:36.285
5	54.374	+2.562	14:18:30.659
6	53.234	+1.422	14:19:23.893
7	53.609	+1.797	14:20:17.502
8	53.823	+2.011	14:21:11.325
9	53.413	+1.601	14:22:04.738
10	51.960	+0.148	14:22:56.698
11	51.847	+0.035	14:23:48.545
12	52.638	+0.826	14:24:41.183

Lap	Lap Tm	Diff	Time of Day
13	52.417	+0.605	14:25:33.600
14	53.170	+1.358	14:26:26.770
15	51.812		14:27:18.582
16	52.163	+0.351	14:28:10.745

Lap	Lap Tm	Diff	Time of Day
(56) James East			
1	56.469	+3.233	14:14:42.356
2	54.100	+0.864	14:15:36.456
3	53.948	+0.712	14:16:30.404
4	54.277	+1.041	14:17:24.681
5	53.962	+0.726	14:18:18.643
6	53.402	+0.166	14:19:12.045
7	53.799	+0.563	14:20:05.844
8	53.928	+0.692	14:20:59.772
9	53.373	+0.137	14:21:53.145
10	53.881	+0.645	14:22:47.026
11	57.010	+3.774	14:23:44.036
12	54.045	+0.809	14:24:38.081
13	54.893	+1.657	14:25:32.974
14	53.742	+0.506	14:26:26.716
15	53.792	+0.556	14:27:20.508
16	53.236		14:28:13.744

Lap	Lap Tm	Diff	Time of Day
(74) Curtis Wright			
1	58.988	+6.302	14:14:45.579
2	55.884	+3.198	14:15:41.463
3	54.679	+1.993	14:16:36.142
4	54.193	+1.507	14:17:30.335
5	54.277	+1.591	14:18:24.612
6	53.425	+0.739	14:19:18.037
7	53.048	+0.362	14:20:11.085
8	53.017	+0.331	14:21:04.102
9	52.686		14:21:56.788
10	52.960	+0.274	14:22:49.748
11	54.658	+1.972	14:23:44.406
12	54.703	+2.017	14:24:39.109
13	54.324	+1.638	14:25:33.433
14	54.483	+1.797	14:26:27.916
15	53.191	+0.505	14:27:21.107
16	53.168	+0.482	14:28:14.275

Lap	Lap Tm	Diff	Time of Day
(68) Paul Wishart			
1	1:03.580	+11.513	14:14:51.144
2	56.671	+4.604	14:15:47.815
3	55.901	+3.834	14:16:43.716
4	55.521	+3.454	14:17:39.237
5	54.787	+2.720	14:18:34.024
6	54.160	+2.093	14:19:28.184
7	53.174	+1.107	14:20:21.358
8	53.004	+0.937	14:21:14.362
9	52.604	+0.537	14:22:06.966
10	52.203	+0.136	14:22:59.169
11	53.432	+1.365	14:23:52.601
12	52.137	+0.070	14:24:44.738
13	54.180	+2.113	14:25:38.918
14	53.123	+1.056	14:26:32.041
15	52.921	+0.854	14:27:24.962
16	52.067		14:28:17.029

Lap	Lap Tm	Diff	Time of Day
(90) Rory Parker			
1	1:02.507	+9.963	14:14:48.389

Timekeeper:
Race Director
Weather / Track: Bright / Damp
Results @ www.sportstimingservices.com
Printed: 03/03/2012 14:33:33





Thundersport GB Rounds 1 and 2

RLR Motorsports 600 Sportsman Elite

Brands Hatch 1.199 Miles

Race 7

03/03/2012 14:30

Race started at 14:13:40

Lap	Lap Tm	Diff	Time of Day
2	57.739	+5.195	14:15:46.128
3	55.511	+2.967	14:16:41.639
4	55.411	+2.867	14:17:37.050
5	54.469	+1.925	14:18:31.519
6	53.701	+1.157	14:19:25.220
7	53.680	+1.136	14:20:18.900
8	53.383	+0.839	14:21:12.283
9	53.034	+0.490	14:22:05.317
10	53.308	+0.764	14:22:58.625
11	52.681	+0.137	14:23:51.306
12	53.073	+0.529	14:24:44.379
13	54.219	+1.675	14:25:38.598
14	53.197	+0.653	14:26:31.795
15	53.140	+0.596	14:27:24.935
16	52.544		14:28:17.479

(30) Liam Shellcock

1	1:02.246	+9.949	14:14:48.602
2	57.902	+5.605	14:15:46.504
3	55.508	+3.211	14:16:42.012
4	55.220	+2.923	14:17:37.232
5	54.750	+2.453	14:18:31.982
6	53.674	+1.377	14:19:25.656
7	53.663	+1.366	14:20:19.319
8	53.320	+1.023	14:21:12.639
9	52.869	+0.572	14:22:05.508
10	53.207	+0.910	14:22:58.715
11	52.802	+0.505	14:23:51.517
12	53.161	+0.864	14:24:44.678
13	54.326	+2.029	14:25:39.004
14	54.933	+2.636	14:26:33.937
15	52.297		14:27:26.234
16	54.452	+2.155	14:28:20.686

(71) Ross Ashman

1	1:03.524	+11.066	14:14:51.290
2	57.417	+4.959	14:15:48.707
3	55.136	+2.678	14:16:43.843
4	55.555	+3.097	14:17:39.398
5	54.747	+2.289	14:18:34.145
6	54.307	+1.849	14:19:28.452
7	53.877	+1.419	14:20:22.329
8	53.560	+1.102	14:21:15.889
9	52.990	+0.532	14:22:08.879
10	52.884	+0.426	14:23:01.763
11	52.822	+0.364	14:23:54.585
12	52.543	+0.085	14:24:47.128
13	52.458		14:25:39.586
14	54.631	+2.173	14:26:34.217
15	52.588	+0.130	14:27:26.805
16	53.968	+1.510	14:28:20.773

(21) Simon Critchlow

1	1:01.869	+9.544	14:14:48.613
2	58.103	+5.778	14:15:46.716
3	56.580	+4.255	14:16:43.296
4	55.587	+3.262	14:17:38.883
5	54.883	+2.558	14:18:33.766
6	54.337	+2.012	14:19:28.103
7	54.009	+1.684	14:20:22.112
8	53.168	+0.843	14:21:15.280

9	52.723	+0.398	14:22:08.003
10	52.595	+0.270	14:23:00.598
11	52.325		14:23:52.923
12	52.926	+0.601	14:24:45.849
13	53.282	+0.957	14:25:39.131
14	54.866	+2.541	14:26:33.997
15	52.428	+0.103	14:27:26.425
16	54.376	+2.051	14:28:20.801

(20) Jamie Devine

1	1:01.060	+7.819	14:14:48.256
2	55.882	+2.641	14:15:44.138
3	55.311	+2.070	14:16:39.449
4	55.049	+1.808	14:17:34.498
5	54.439	+1.198	14:18:28.937
6	54.271	+1.030	14:19:23.208
7	54.065	+0.824	14:20:17.273
8	53.847	+0.606	14:21:11.120
9	53.601	+0.360	14:22:04.721
10	53.795	+0.554	14:22:58.516
11	54.036	+0.795	14:23:52.552
12	53.241		14:24:45.793
13	53.559	+0.318	14:25:39.352
14	54.741	+1.500	14:26:34.093
15	53.322	+0.081	14:27:27.415
16	53.697	+0.456	14:28:21.112

(18) Oliver Harrison

1	1:04.042	+12.275	14:14:52.231
2	59.593	+7.826	14:15:51.824
3	57.166	+5.399	14:16:48.990
4	56.660	+4.893	14:17:45.650
5	54.918	+3.151	14:18:40.568
6	54.526	+2.759	14:19:35.094
7	53.796	+2.029	14:20:28.890
8	53.230	+1.463	14:21:22.120
9	52.835	+1.068	14:22:14.955
10	52.636	+0.869	14:23:07.591
11	52.324	+0.557	14:23:59.915
12	52.217	+0.450	14:24:52.132
13	51.767		14:25:43.899
14	53.166	+1.399	14:26:37.065
15	53.578	+1.811	14:27:30.643
16	52.326	+0.559	14:28:22.969

(19) Blake Woulds

1	1:04.496	+12.314	14:14:52.619
2	59.082	+6.900	14:15:51.701
3	58.329	+6.147	14:16:50.030
4	56.455	+4.273	14:17:46.485
5	56.468	+4.286	14:18:42.953
6	55.342	+3.160	14:19:38.295
7	54.480	+2.298	14:20:32.775
8	55.412	+3.230	14:21:28.187
9	53.727	+1.545	14:22:21.914
10	53.093	+0.911	14:23:15.007
11	53.338	+1.156	14:24:08.345
12	53.169	+0.987	14:25:01.514
13	53.116	+0.934	14:25:54.630
14	52.402	+0.220	14:26:47.032
15	52.182		14:27:39.214

16	53.378	+1.196	14:28:32.592
----	--------	--------	--------------

(50) Sam Thompson

1	1:03.214	+8.504	14:14:50.488
2	56.781	+2.071	14:15:47.269
3	56.229	+1.519	14:16:43.498
4	56.457	+1.747	14:17:39.955
5	55.011	+0.301	14:18:34.966
6	55.066	+0.356	14:19:30.032
7	54.710		14:20:24.742
8	54.825	+0.115	14:21:19.567
9	55.399	+0.689	14:22:14.966
10	54.875	+0.165	14:23:09.841
11	56.011	+1.301	14:24:05.852
12	55.638	+0.928	14:25:01.490
13	55.640	+0.930	14:25:57.130
14	54.908	+0.198	14:26:52.038
15	54.782	+0.072	14:27:46.820
16	55.018	+0.308	14:28:41.838

(29) Mark Lister

1	1:06.836	+14.123	14:14:55.027
2	1:00.678	+7.965	14:15:55.705
3	58.032	+5.319	14:16:53.737
4	57.274	+4.561	14:17:51.011
5	55.289	+2.576	14:18:46.300
6	55.832	+3.119	14:19:42.132
7	54.546	+1.833	14:20:36.678
8	55.338	+2.625	14:21:32.016
9	54.620	+1.907	14:22:26.636
10	54.795	+2.082	14:23:21.431
11	53.680	+0.967	14:24:15.111
12	53.413	+0.700	14:25:08.524
13	53.650	+0.937	14:26:02.174
14	52.942	+0.229	14:26:55.116
15	52.713		14:27:47.829
16	54.081	+1.368	14:28:41.910

(199) Jamie Morris

1	1:04.610	+11.281	14:14:52.489
2	59.944	+6.615	14:15:52.433
3	58.107	+4.778	14:16:50.540
4	56.889	+3.560	14:17:47.429
5	57.276	+3.947	14:18:44.705
6	55.856	+2.527	14:19:40.561
7	55.307	+1.978	14:20:35.868
8	55.312	+1.983	14:21:31.180
9	54.150	+0.821	14:22:25.330
10	53.914	+0.585	14:23:19.244
11	54.491	+1.162	14:24:13.735
12	53.717	+0.388	14:25:07.452
13	53.329		14:26:00.781
14	53.371	+0.042	14:26:54.152
15	53.626	+0.297	14:27:47.778
16	54.331	+1.002	14:28:42.109

(67) Matt Pearce

1	1:04.333	+10.297	14:14:51.584
2	58.665	+4.629	14:15:50.249
3	56.993	+2.957	14:16:47.242
4	56.995	+2.959	14:17:44.237

Timekeeper:

Race Director

Weather / Track: Bright / Damp

Results @ www.sportstimingservices.com





Thundersport GB Rounds 1 and 2

RLR Motorsports 600 Sportsman Elite

Brands Hatch 1.199 Miles

Race 7

03/03/2012 14:30

Race started at 14:13:40

Lap	Lap Tm	Diff	Time of Day
5	56.269	+2.233	14:18:40.506
6	56.616	+2.580	14:19:37.122
7	55.383	+1.347	14:20:32.505
8	55.608	+1.572	14:21:28.113
9	54.899	+0.863	14:22:23.012
10	54.416	+0.380	14:23:17.428
11	55.215	+1.179	14:24:12.643
12	55.079	+1.043	14:25:07.722
13	55.120	+1.084	14:26:02.842
14	54.297	+0.261	14:26:57.139
15	54.036		14:27:51.175
16	54.108	+0.072	14:28:45.283

(96) Marcus Woodbine

1	1:04.330	+12.032	14:14:51.857
2	59.333	+7.035	14:15:51.190
3	57.264	+4.966	14:16:48.454
4	57.075	+4.777	14:17:45.529
5	55.952	+3.654	14:18:41.481
6	55.247	+2.949	14:19:36.728
7	54.659	+2.361	14:20:31.387
8	54.147	+1.849	14:21:25.534
9	53.670	+1.372	14:22:19.204
10	53.497	+1.199	14:23:12.701
11	53.352	+1.054	14:24:06.053
12	53.318	+1.020	14:24:59.371
13	53.137	+0.839	14:25:52.508
14	52.674	+0.376	14:26:45.182
15	52.298		14:27:37.480

(26) Andrew Dudgeon

1	1:03.539	+9.369	14:14:50.071
2	59.207	+5.037	14:15:49.278
3	57.948	+3.778	14:16:47.226
4	58.448	+4.278	14:17:45.674
5	57.271	+3.101	14:18:42.945
6	56.959	+2.789	14:19:39.904
7	55.556	+1.386	14:20:35.460
8	56.337	+2.167	14:21:31.797
9	55.809	+1.639	14:22:27.606
10	55.255	+1.085	14:23:22.861
11	55.232	+1.062	14:24:18.093
12	55.191	+1.021	14:25:13.284
13	54.685	+0.515	14:26:07.969
14	54.678	+0.508	14:27:02.647
15	54.170		14:27:56.817

(121) Max Symonds

1	1:04.701	+10.252	14:14:50.903
2	1:00.227	+5.778	14:15:51.130
3	57.725	+3.276	14:16:48.855
4	57.100	+2.651	14:17:45.955
5	57.070	+2.621	14:18:43.025
6	56.935	+2.486	14:19:39.960
7	55.552	+1.103	14:20:35.512
8	55.568	+1.119	14:21:31.080
9	55.462	+1.013	14:22:26.542
10	55.103	+0.654	14:23:21.645
11	56.008	+1.559	14:24:17.653
12	55.573	+1.124	14:25:13.226
13	54.691	+0.242	14:26:07.917

Lap	Lap Tm	Diff	Time of Day
14	55.181	+0.732	14:27:03.098
15	54.449		14:27:57.547

(72) Darryl Harrison

1	1:04.258	+9.792	14:14:51.184
2	59.886	+5.420	14:15:51.070
3	58.404	+3.938	14:16:49.474
4	56.952	+2.486	14:17:46.426
5	57.143	+2.677	14:18:43.569
6	56.647	+2.181	14:19:40.216
7	56.184	+1.718	14:20:36.400
8	55.454	+0.988	14:21:31.854
9	55.893	+1.427	14:22:27.747
10	55.189	+0.723	14:23:22.936
11	55.233	+0.767	14:24:18.169
12	55.264	+0.798	14:25:13.433
13	54.623	+0.157	14:26:08.056
14	55.164	+0.698	14:27:03.220
15	54.466		14:27:57.686

(100) Connor Tagg

1	1:07.265	+13.440	14:14:54.926
2	1:01.130	+7.305	14:15:56.056
3	59.902	+6.077	14:16:55.958
4	57.218	+3.393	14:17:53.176
5	55.967	+2.142	14:18:49.143
6	55.880	+2.055	14:19:45.023
7	55.931	+2.106	14:20:40.954
8	54.969	+1.144	14:21:35.923
9	54.851	+1.026	14:22:30.774
10	57.535	+3.710	14:23:28.309
11	56.809	+2.984	14:24:25.118
12	55.435	+1.610	14:25:20.553
13	54.168	+0.343	14:26:14.721
14	53.825		14:27:08.546
15	53.888	+0.063	14:28:02.434

(76) Dan Shailer

1	1:06.302	+11.888	14:14:54.378
2	1:01.120	+6.706	14:15:55.498
3	58.509	+4.095	14:16:54.007
4	58.430	+4.016	14:17:52.437
5	57.504	+3.090	14:18:49.941
6	56.711	+2.297	14:19:46.652
7	55.910	+1.496	14:20:42.562
8	55.994	+1.580	14:21:38.556
9	55.929	+1.515	14:22:34.485
10	55.599	+1.185	14:23:30.084
11	56.056	+1.642	14:24:26.140
12	55.865	+1.451	14:25:22.005
13	54.501	+0.087	14:26:16.506
14	54.414		14:27:10.920
15	54.643	+0.229	14:28:05.563

(7) Jodie Chalk

1	1:05.868	+10.376	14:14:53.796
2	1:01.850	+6.358	14:15:55.646
3	1:00.339	+4.847	14:16:55.985
4	1:00.481	+4.989	14:17:56.466
5	58.674	+3.182	14:18:55.140
6	57.515	+2.023	14:19:52.655

Lap	Lap Tm	Diff	Time of Day
7	57.479	+1.987	14:20:50.134
8	57.443	+1.951	14:21:47.577
9	57.715	+2.223	14:22:45.292
10	56.600	+1.108	14:23:41.892
11	55.832	+0.340	14:24:37.724
12	55.492		14:25:33.216
13	55.886	+0.394	14:26:29.102
14	55.772	+0.280	14:27:24.874
15	55.719	+0.227	14:28:20.593

(2) Oliver Dupuy

1	1:08.142	+13.229	14:14:56.477
2	1:01.865	+6.952	14:15:58.342
3	1:00.693	+5.780	14:16:59.035
4	59.297	+4.384	14:17:58.332
5	58.112	+3.199	14:18:56.444
6	58.426	+3.513	14:19:54.870
7	56.798	+1.885	14:20:51.668
8	57.326	+2.413	14:21:48.994
9	57.389	+2.476	14:22:46.383
10	58.531	+3.618	14:23:44.914
11	57.813	+2.900	14:24:42.727
12	56.166	+1.253	14:25:38.893
13	58.293	+3.380	14:26:37.186
14	54.913		14:27:32.099
15	55.173	+0.260	14:28:27.272

(81) Eric Wilson

1	1:05.910	+9.414	14:14:54.479
2	1:01.489	+4.993	14:15:55.968
3	1:00.386	+3.890	14:16:56.354
4	59.801	+3.305	14:17:56.155
5	58.149	+1.653	14:18:54.304
6	57.750	+1.254	14:19:52.054
7	57.876	+1.380	14:20:49.930
8	57.314	+0.818	14:21:47.244
9	58.453	+1.957	14:22:45.697
10	57.294	+0.798	14:23:42.991
11	57.408	+0.912	14:24:40.399
12	56.880	+0.384	14:25:37.279
13	56.626	+0.130	14:26:33.905
14	56.885	+0.389	14:27:30.790
15	56.496		14:28:27.286

(77) John Aitken

1	1:07.177	+10.073	14:14:55.498
2	1:01.105	+4.001	14:15:56.603
3	59.932	+2.828	14:16:56.535
4	1:00.154	+3.050	14:17:56.689
5	58.871	+1.767	14:18:55.560
6	58.201	+1.097	14:19:53.761
7	57.464	+0.360	14:20:51.225
8	57.161	+0.057	14:21:48.386
9	57.475	+0.371	14:22:45.861
10	58.123	+1.019	14:23:43.984
11	57.405	+0.301	14:24:41.389
12	57.104		14:25:38.493
13	58.459	+1.355	14:26:36.952
14	57.379	+0.275	14:27:34.331
15	57.238	+0.134	14:28:31.569

Timekeeper:

Race Director

Weather / Track: Bright / Damp

Results @ www.sportstimingservices.com





Thundersport GB Rounds 1 and 2

RLR Motorsports 600 Sportsman Elite

Brands Hatch 1.199 Miles

Race 7

03/03/2012 14:30

Race started at 14:13:40

Lap	Lap Tm	Diff	Time of Day
(85) Matt Page			
1	1:04.202	+11.498	14:14:52.896
2	1:00.243	+7.539	14:15:53.139
3	57.427	+4.723	14:16:50.566
4	56.972	+4.268	14:17:47.538
5	55.766	+3.062	14:18:43.304
6	55.366	+2.662	14:19:38.670
7	54.471	+1.767	14:20:33.141
8	55.027	+2.323	14:21:28.168
9	52.983	+0.279	14:22:21.151
10	52.704		14:23:13.855
11	53.029	+0.325	14:24:06.884
12	54.696	+1.992	14:25:01.580
13	54.142	+1.438	14:25:55.722

(9) Paul Charman			
1	1:05.584	+9.197	14:14:53.946
2	59.532	+3.145	14:15:53.478
3	57.696	+1.309	14:16:51.174
4	57.483	+1.096	14:17:48.657
5	57.102	+0.715	14:18:45.759
6	56.387		14:19:42.146
7	56.843	+0.456	14:20:38.989
8	56.505	+0.118	14:21:35.494
9	56.544	+0.157	14:22:32.038
10	57.347	+0.960	14:23:29.385
11	56.694	+0.307	14:24:26.079

(75) Aaron Hay			
1	58.613	+5.920	14:14:45.518
2	54.547	+1.854	14:15:40.065
3	53.934	+1.241	14:16:33.999
4	54.011	+1.318	14:17:28.010
5	53.300	+0.607	14:18:21.310
6	52.754	+0.061	14:19:14.064
7	52.693		14:20:06.757
8	53.225	+0.532	14:20:59.982
9	53.318	+0.625	14:21:53.300
10	53.962	+1.269	14:22:47.262

(1) Nick Anderson			
1	1:02.418	+8.068	14:14:50.076
2	56.882	+2.532	14:15:46.958
3	56.152	+1.802	14:16:43.110
4	55.554	+1.204	14:17:38.664
5	54.553	+0.203	14:18:33.217
6	54.350		14:19:27.567
7	54.459	+0.109	14:20:22.026

(69) Nicole McAleer			
1	1:04.603	+7.128	14:14:51.396
2	59.881	+2.406	14:15:51.277
3	58.265	+0.790	14:16:49.542
4	57.475		14:17:47.017

Lap Lap Tm Diff Time of Day

Lap Lap Tm Diff Time of Day

Timekeeper:

Race Director

Weather / Track: Bright / Damp

Results @ www.sportstimingservices.com

Printed: 03/03/2012 14:33:33





Thundersport GB Rounds 1 and 2

RLR Motorsports 600 Sportsman Elite

Brands Hatch 1.199 Miles

Race 3 & 12 -Starting Grid Sunday

04/03/2012

Race

POLE POSITION

	1	2	3	4
1	8 Daniel Hegarty 50.395	94 Sam Hornsey 50.889	46 Jake Dixon 50.894	4 Tom McHale 51.161
2	101 Andy Lawson 51.729	18 Oliver Harrison 51.767	123 Danny Murphy 51.812	58 R. Simmonds 51.991
3	68 Paul Wishart 52.067	19 Blake Woulds 52.182	30 Liam Shellcock 52.297	96 M. Woodbine 52.298
4	21 Simon Critchlow 52.325	71 Ross Ashman 52.458	90 Rory Parker 52.544	74 Curtis Wright 52.686
5	75 Aaron Hay 52.693	85 Matt Page 52.704	29 Mark Lister 52.713	56 James East 53.236
6	20 Jamie Devine 53.241	199 Jamie Morris 53.329	100 Connor Tagg 53.825	67 Matt Pearce 54.036
7	26 A. Dudgeon 54.170	1 Nick Anderson 54.350	76 Dan Shailer 54.414	121 Max Symonds 54.449
8	72 Darryl Harrison 54.466	50 Sam Thompson 54.710	2 Oliver Dupuy 54.913	7 Jodie Chalk 55.492
9	69 Nicole McAleer 56.215	9 Paul Charman 56.387	81 Eric Wilson 56.496	77 John Aitken 57.104
10	38 Dan Harrison 59.577	42 A. Cameron 1:01.640		

Timekeeper:

Race Director

Weather / Track:

Results @ www.sportstimingservices.com

Printed: 03/03/2012 15:04:13





Thundersport GB Rounds 1 and 2

Sorted on Best Lap time

600 Sportsman Elite (odd numbers)

Brands Hatch 1.199 Miles

Warmup

04/03/2012 10:27

Practice started at 10:27:36

Pos	No.	Name	Bike	CC	Best Tm	Best Speed	Gap	Diff	In Lap	2nd Best
1	8	Daniel Hegarty	Kawasaki	600 F	59.028	73.125			5	59.251
2	101	Andy Lawson	Kawasaki	600 S	59.034	73.117	0.006	0.006	4	59.471
3	29	Mark Lister	Yamaha	600 F	1:00.191	71.712	1.157	1.163	8	1:00.894
4	85	Matt Page	Yamaha	600 F	1:00.325	71.552	0.134	1.297	8	1:01.101
5	121	Max Symonds	Triumph	675 F	1:00.494	71.353	0.169	1.466	9	1:00.905
6	123	Danny Murphy	Yamaha	600 S	1:00.534	71.305	0.040	1.506	8	1:01.526
7	75	Aaron Hay	Kawasaki	600 S	1:01.133	70.607	0.599	2.105	8	1:02.948
8	71	Ross Ashman	Kawasaki	600 S	1:01.595	70.077	0.462	2.567	6	1:01.721
9	1	Nick Anderson	Yamaha	600 S	1:02.016	69.601	0.421	2.988	6	1:03.693
10	19	Blake Woulds	Yamaha	600 F	1:02.410	69.162	0.394	3.382	8	1:03.052
11	7	Jodie Chalk	Triumph	675 S	1:04.392	67.033	1.982	5.364	7	1:04.520
12	77	John Aitken	Yamaha	600 S	1:04.619	66.798	0.227	5.591	7	1:04.974
13	199	Jamie Morris	Yamaha	600 S	1:04.762	66.650	0.143	5.734	4	1:04.807
14	21	Simon Critchlow	Triumph	675 F	1:06.056	65.345	1.294	7.028	4	1:06.522
15	69	Nicole McAleer	Triumph	675 F	1:06.991	64.433	0.935	7.963	2	1:09.642
16	9	Paul Charman	Suzuki	600 F	1:08.273	63.223	1.282	9.245	3	1:08.836

Timekeeper:

Race Director

Weather / Track: Raining / Wet

Results @ www.sportstimingsservices.com

Printed: 04/03/2012 10:39:14





Thundersport GB Rounds 1 and 2

Sorted on Best Lap time

600 Sportsman Elite (Even Number)

Brands Hatch 1.199 Miles

Warmup

04/03/2012 10:41

Practice started at 10:41:02

Pos	No.	Name	Bike	CC	Best Tm	Best Speed	Gap	Diff	In Lap	2nd Best
1	8	Daniel Hegarty	Kawasaki	600 F	59.383	72.687			7	59.537
2	100	Connor Tagg	Suzuki	600 S	59.471	72.580	0.088	0.088	8	1:00.061
3	74	Curtis Wright	Triumph	675 S	59.537	72.499	0.066	0.154	9	59.632
4	94	Sam Hornsey	Suzuki	600 F	59.674	72.333	0.137	0.291	8	1:00.527
5	26	Andrew Dudgeon	Kawasaki	600 S	59.703	72.298	0.029	0.320	8	1:00.273
6	4	Tom McHale	Honda	600 F	59.717	72.281	0.014	0.334	8	59.926
7	38	Dan Harrison	Yamaha	600 S	1:00.541	71.297	0.824	1.158	6	1:00.541
8	18	Oliver Harrison	Yamaha	600 S	1:03.022	68.490	2.481	3.639	8	1:03.212
9	42	Andrew Cameron	Triumph	675 F	1:03.190	68.308	0.168	3.807	7	1:03.701
10	68	Paul Wishart	Yamaha	600 S	1:03.391	68.092	0.201	4.008	3	1:03.563
11	76	Dan Shailer	Honda	600 F	1:03.552	67.919	0.161	4.169	6	1:04.144
12	96	Marcus Woodbine	Triumph	675 F	1:03.806	67.649	0.254	4.423	3	1:09.969
13	20	Jamie Devine	Yamaha	600 S	1:03.920	67.528	0.114	4.537	7	1:03.953
14	72	Darryl Harrison	Suzuki	600 S	1:04.084	67.355	0.164	4.701	9	1:04.181
15	50	Sam Thompson	Suzuki	600 S	1:05.634	65.765	1.550	6.251	7	1:06.144
16	56	James East	Kawasaki	600 F	1:06.531	64.878	0.897	7.148	2	1:09.094
17	30	Liam Shellcock	Yamaha	600 S	1:06.850	64.568	0.319	7.467	2	1:08.412
18	2	Oliver Dupuy	Yamaha	600 S	1:06.902	64.518	0.052	7.519	6	1:07.262
19	90	Rory Parker	Kawasaki	600 S	1:08.566	62.952	1.664	9.183	1	

Timekeeper:

Race Director

Weather / Track: Raining / Wet

Results @ www.sportstimeservices.com

Printed: 04/03/2012 10:53:30





Thundersport GB Rounds 1 and 2

Sorted on Laps

RLR Motorsports 600 Sportsman Elite

Brands Hatch 1.199 Miles

Race 3

04/03/2012 12:05

Race started at 12:05:30

Pos	No.	Name	Bike	CC	Laps	Total Tm	Diff	Gap	Best Tm	Best Speed	Avg. Speed	Start Pos
1	8	Daniel Hegarty	Kawasaki	600 F	10	9:32.848			56.020	77.051	75.350	0
2	94	Sam Hornsey	Suzuki	600 F	10	9:33.095	0.247	0.247	56.121	76.912	75.317	0
3	123	Danny Murphy	Yamaha	600 S	10	9:36.020	3.172	2.925	55.906	77.208	74.935	0
4	101	Andy Lawson	Kawasaki	600 S	10	9:36.761	3.913	0.741	56.209	76.792	74.839	0
5	100	Connor Tagg	Suzuki	600 S	10	9:49.269	16.421	12.508	56.705	76.120	73.250	0
6	38	Dan Harrison	Yamaha	600 S	10	9:49.307	16.459	0.038	56.960	75.779	73.245	0
7	90	Rory Parker	Kawasaki	600 S	10	9:50.675	17.827	1.368	57.147	75.532	73.076	0
8	74	Curtis Wright	Triumph	675 S	10	9:52.754	19.906	2.079	57.354	75.259	72.819	0
9	26	Andrew Dudgeon	Kawasaki	600 S	10	9:54.145	21.297	1.391	57.475	75.100	72.649	0
10	20	Jamie Devine	Yamaha	600 S	10	9:56.078	23.230	1.933	57.529	75.030	72.413	0
11	18	Oliver Harrison	Yamaha	600 S	10	9:56.785	23.937	0.707	57.974	74.454	72.328	0
12	121	Max Symonds	Triumph	675 F	10	9:57.363	24.515	0.578	57.511	75.053	72.258	0
13	76	Dan Shailer	Honda	600 F	10	10:03.024	30.176	5.661	58.330	74.000	71.579	0
14	68	Paul Wishart	Yamaha	600 S	10	10:07.629	34.781	4.605	58.770	73.446	71.037	0
15	1	Nick Anderson	Yamaha	600 S	10	10:08.209	35.361	0.580	59.038	73.112	70.969	0
16	19	Blake Woulds	Yamaha	600 F	10	10:08.590	35.742	0.381	59.333	72.749	70.925	0
17	29	Mark Lister	Yamaha	600 F	10	10:10.359	37.511	1.769	58.269	74.077	70.719	0
18	199	Jamie Morris	Yamaha	600 S	10	10:14.739	41.891	4.380	58.530	73.747	70.215	0
19	50	Sam Thompson	Suzuki	600 S	10	10:18.921	46.073	4.182	59.466	72.586	69.741	0
20	2	Oliver Dupuy	Yamaha	600 S	10	10:19.845	46.997	0.924	59.169	72.950	69.637	0
21	72	Darryl Harrison	Suzuki	600 S	10	10:20.309	47.461	0.464	59.485	72.563	69.585	0
22	9	Paul Charman	Suzuki	600 F	10	10:29.748	56.900	9.439	1:00.526	71.315	68.542	0
23	77	John Aitken	Yamaha	600 S	10	10:29.814	56.966	0.066	1:00.511	71.332	68.535	0
24	21	Simon Critchlow	Triumph	675 F	10	10:35.494	1:02.646	5.680	1:02.170	69.429	67.922	0
25	67	Matt Pearce	Suzuki	600 F	9	9:33.009	1 Lap	1 Lap	1:01.927	69.701	67.796	0
26	7	Jodie Chalk	Triumph	675 S	9	9:33.328	1 Lap	0.319	1:01.619	70.050	67.758	0
27	30	Liam Shellcock	Yamaha	600 S	9	9:34.678	1 Lap	1.350	1:01.255	70.466	67.599	0
28	69	Nicole McAleer	Triumph	675 F	9	9:51.763	1 Lap	17.085	1:03.050	68.460	65.647	0

Not classified

DNF	42	Andrew Cameron	Triumph	675 F	7	7:03.000	DNF		56.681	76.153	71.430	0
DNF	4	Tom McHale	Honda	600 F	4	3:53.572	DNF		56.516	76.375	73.920	0
DNF	71	Ross Ashman	Kawasaki	600 S		4.062	DNF		-	-	-	0
DNF	96	Marcus Woodbine	Triumph	675 F		4.531	DNF		-	-	-	0

Margin of Victory	Avg. Speed	Best Lap Tm	Best Speed	Best Lap by
0.247	75.350	55.906	77.208	123 - Danny Murphy

Timekeeper:

Race Director

Weather / Track: Cloudy / Wet

Results @ www.sportstimingsservices.com





Thundersport GB Rounds 1 and 2

Lapchart

RLR Motorsports 600 Sportsman Elite

Brands Hatch 1.199 Miles

Race 3

04/03/2012 12:05

Race started at 12:05:30

Competitors	Laps											
	0	1	2	3	4	5	6	7	8	9	10	
Daniel Hegarty (8)	1	8	8	8	8	4	94	94	94	94	8	8
Sam Hornsey (94)	2	94	101	4	4	8	8	8	8	8	94	94
Tom McHale (4)	3	4	4	94	94	94	101	101	101	101	101	123
Andy Lawson (101)	4	101	94	101	101	101	123	123	123	123	123	101
Oliver Harrison (18)	5	18	68	123	123	123	90	38	38	38	38	100
Paul Wishart (68)	6	68	123	68	90	90	38	90	90	100	100	38
Danny Murphy (123)	7	123	18	18	18	38	100	100	100	90	90	90
Rory Parker (90)	8	90	90	90	68	18	18	74	74	74	74	74
Blake Woulds (19)	9	19	20	74	74	74	74	18	26	26	26	26
Curtis Wright (74)	10	74	74	20	38	100	26	26	18	18	18	20
Ross Ashman (71)	11	71	26	38	20	20	20	20	20	20	20	18
Simon Critchlow (21)	12	21	38	26	26	68	68	42	42	121	121	121
Liam Shellcock (30)	13	30	100	100	100	26	121	121	121	76	76	76
Jamie Devine (20)	14	20	19	19	19	19	42	76	76	68	68	68
Nick Anderson (1)	15	1	76	76	76	76	19	68	68	19	1	1
Mark Lister (29)	16	29	1	42	121	121	76	19	19	1	19	19
Connor Tagg (100)	17	100	21	121	42	42	1	1	1	29	29	29
Marcus Woodbine (96)	18	96	29	1	1	1	29	29	29	199	199	199
Andrew Dudgeon (26)	19	26	42	29	29	29	199	199	199	50	50	50
Dan Shailer (76)	20	76	121	21	199	199	50	50	50	2	2	2
Jamie Morris (199)	21	199	199	67	21	2	2	2	2	72	72	72
Matt Pearce (67)	22	67	67	199	2	50	72	72	72	9	9	9
Dan Harrison (38)	23	38	50	50	50	21	21	67	9	77	77	77
Sam Thompson (50)	24	50	2	2	67	72	67	21	21	21	21	21
Darryl Harrison (72)	25	72	77	77	77	67	77	77	77	67	67	67
Max Symonds (121)	26	121	30	72	72	77	9	9	67	7	7	7
Jodie Chalk (7)	27	7	72	9	9	9	7	7	7	30	30	30
Paul Charman (9)	28	9	9	7	7	7	30	30	30	69	69	69
Andrew Cameron (42)	29	42	7	30	30	30	69	69	69			
John Aitken (77)	30	77	69	69	69	69						
Oliver Dupuy (2)	31	2										
Nicole McAleer (69)	32	69										

Timekeeper:


Race Director

Weather / Track: Cloudy / Wet

Results @ www.sportstimeservices.com

Printed: 04/03/2012 12:22:20





Thundersport GB Rounds 1 and 2

RLR Motorsports 600 Sportsman Elite

Brands Hatch 1.199 Miles

Race 3

04/03/2012 12:05

Race started at 12:05:30

Lap	Lap Tm	Diff	Time of Day
(8) Daniel Hegarty			
1	59.685	+3.665	12:06:33.303
2	57.711	+1.691	12:07:31.014
3	56.868	+0.848	12:08:27.882
4	57.002	+0.982	12:09:24.884
5	57.008	+0.988	12:10:21.892
6	56.506	+0.486	12:11:18.398
7	56.020		12:12:14.418
8	56.714	+0.694	12:13:11.132
9	56.030	+0.010	12:14:07.162
10	56.592	+0.572	12:15:03.754

Lap	Lap Tm	Diff	Time of Day
(94) Sam Hornsey			
1	1:00.095	+3.974	12:06:33.936
2	57.894	+1.773	12:07:31.830
3	56.441	+0.320	12:08:28.271
4	56.680	+0.559	12:09:24.951
5	56.886	+0.765	12:10:21.837
6	56.140	+0.019	12:11:17.977
7	56.324	+0.203	12:12:14.301
8	56.797	+0.676	12:13:11.098
9	56.121		12:14:07.219
10	56.782	+0.661	12:15:04.001

Lap	Lap Tm	Diff	Time of Day
(123) Danny Murphy			
1	1:01.224	+5.318	12:06:35.673
2	58.334	+2.428	12:07:34.007
3	57.747	+1.841	12:08:31.754
4	56.586	+0.680	12:09:28.340
5	56.531	+0.625	12:10:24.871
6	55.978	+0.072	12:11:20.849
7	55.967	+0.061	12:12:16.816
8	55.906		12:13:12.722
9	57.353	+1.447	12:14:10.075
10	56.851	+0.945	12:15:06.926

Lap	Lap Tm	Diff	Time of Day
(101) Andy Lawson			
1	59.760	+3.551	12:06:33.707
2	58.586	+2.377	12:07:32.293
3	57.510	+1.301	12:08:29.803
4	56.894	+0.685	12:09:26.697
5	56.755	+0.546	12:10:23.452
6	56.472	+0.263	12:11:19.924
7	56.504	+0.295	12:12:16.428
8	56.209		12:13:12.637
9	56.469	+0.260	12:14:09.106
10	58.561	+2.352	12:15:07.667

Lap	Lap Tm	Diff	Time of Day
(100) Connor Tagg			
1	1:02.519	+5.814	12:06:37.931
2	1:00.468	+3.763	12:07:38.399
3	59.273	+2.568	12:08:37.672
4	58.936	+2.231	12:09:36.608
5	57.841	+1.136	12:10:34.449
6	57.258	+0.553	12:11:31.707
7	57.723	+1.018	12:12:29.430
8	56.705		12:13:26.135
9	56.786	+0.081	12:14:22.921
10	57.254	+0.549	12:15:20.175

Lap	Lap Tm	Diff	Time of Day
(38) Dan Harrison			
1	1:01.959	+4.999	12:06:37.806
2	1:00.061	+3.101	12:07:37.867
3	59.024	+2.064	12:08:36.891
4	57.538	+0.578	12:09:34.429
5	58.166	+1.206	12:10:32.595
6	57.681	+0.721	12:11:30.276
7	57.747	+0.787	12:12:28.023
8	56.960		12:13:24.983
9	57.550	+0.590	12:14:22.533
10	57.680	+0.720	12:15:20.213

Lap	Lap Tm	Diff	Time of Day
(90) Rory Parker			
1	1:02.035	+4.888	12:06:36.771
2	59.341	+2.194	12:07:36.112
3	59.427	+2.280	12:08:35.539
4	58.386	+1.239	12:09:33.925
5	58.571	+1.424	12:10:32.496
6	58.849	+1.702	12:11:31.345
7	58.073	+0.926	12:12:29.418
8	57.756	+0.609	12:13:27.174
9	57.260	+0.113	12:14:24.434
10	57.147		12:15:21.581

Lap	Lap Tm	Diff	Time of Day
(74) Curtis Wright			
1	1:02.352	+4.998	12:06:37.310
2	59.964	+2.610	12:07:37.274
3	59.507	+2.153	12:08:36.781
4	59.825	+2.471	12:09:36.606
5	58.952	+1.598	12:10:35.558
6	58.019	+0.665	12:11:33.577
7	57.454	+0.100	12:12:31.031
8	57.354		12:13:28.385
9	57.385	+0.031	12:14:25.770
10	57.890	+0.536	12:15:23.660

Lap	Lap Tm	Diff	Time of Day
(26) Andrew Dudgeon			
1	1:02.216	+4.741	12:06:37.668
2	1:00.612	+3.137	12:07:38.280
3	59.375	+1.900	12:08:37.655
4	1:00.129	+2.654	12:09:37.784
5	58.870	+1.395	12:10:36.654
6	57.811	+0.336	12:11:34.465
7	57.636	+0.161	12:12:32.101
8	57.475		12:13:29.576
9	57.686	+0.211	12:14:27.262
10	57.789	+0.314	12:15:25.051

Lap	Lap Tm	Diff	Time of Day
(20) Jamie Devine			
1	1:01.820	+4.291	12:06:37.061
2	1:00.732	+3.203	12:07:37.793
3	59.487	+1.958	12:08:37.280
4	1:00.322	+2.793	12:09:37.602
5	59.399	+1.870	12:10:37.001
6	58.417	+0.888	12:11:35.418
7	58.015	+0.486	12:12:33.433
8	57.529		12:13:30.962
9	57.913	+0.384	12:14:28.875
10	58.109	+0.580	12:15:26.984

(18) Oliver Harrison			
-----------------------------	--	--	--

Lap	Lap Tm	Diff	Time of Day
1	1:01.869	+3.895	12:06:36.036
2	59.768	+1.794	12:07:35.804
3	1:00.804	+2.830	12:08:36.608
4	59.864	+1.890	12:09:36.472
5	58.941	+0.967	12:10:35.413
6	58.837	+0.863	12:11:34.250
7	58.376	+0.402	12:12:32.626
8	57.974		12:13:30.600
9	58.149	+0.175	12:14:28.749
10	58.942	+0.968	12:15:27.691

Lap	Lap Tm	Diff	Time of Day
(121) Max Symonds			
1	1:05.766	+8.255	12:06:41.750
2	1:00.482	+2.971	12:07:42.232
3	58.793	+1.282	12:08:41.025
4	58.511	+1.000	12:09:39.536
5	59.493	+1.982	12:10:39.029
6	58.326	+0.815	12:11:37.355
7	57.853	+0.342	12:12:35.208
8	57.674	+0.163	12:13:32.882
9	57.511		12:14:30.393
10	57.876	+0.365	12:15:28.269

Lap	Lap Tm	Diff	Time of Day
(76) Dan Shailer			
1	1:03.017	+4.687	12:06:38.620
2	1:00.915	+2.585	12:07:39.535
3	59.921	+1.591	12:08:39.456
4	59.750	+1.420	12:09:39.206
5	1:00.204	+1.874	12:10:39.410
6	59.897	+1.567	12:11:39.307
7	58.810	+0.480	12:12:38.117
8	58.330		12:13:36.447
9	58.416	+0.086	12:14:34.863
10	59.067	+0.737	12:15:33.930

Lap	Lap Tm	Diff	Time of Day
(68) Paul Wishart			
1	1:01.003	+2.233	12:06:35.380
2	1:00.180	+1.410	12:07:35.560
3	1:01.070	+2.300	12:08:36.630
4	1:01.073	+2.303	12:09:37.703
5	1:01.220	+2.450	12:10:38.923
6	1:00.737	+1.967	12:11:39.660
7	1:00.548	+1.778	12:12:40.208
8	59.420	+0.650	12:13:39.628
9	1:00.137	+1.367	12:14:39.765
10	58.770		12:15:38.535

Lap	Lap Tm	Diff	Time of Day
(1) Nick Anderson			
1	1:04.520	+5.482	12:06:39.843
2	1:02.484	+3.446	12:07:42.327
3	1:01.308	+2.270	12:08:43.635
4	59.957	+0.919	12:09:43.592
5	59.636	+0.598	12:10:43.228
6	59.100	+0.062	12:11:42.328
7	59.079	+0.041	12:12:41.407
8	59.038		12:13:40.445
9	59.540	+0.502	12:14:39.985
10	59.130	+0.092	12:15:39.115

(19) Blake Woulds			
1	1:03.689	+4.356	12:06:38.431

Timekeeper:
 Race Director
 Weather / Track: Cloudy / Wet
 Results @ www.sportstimingservices.com
 Printed: 04/03/2012 12:21:53





Thundersport GB Rounds 1 and 2

RLR Motorsports 600 Sportsman Elite

Brands Hatch 1.199 Miles

Race 3

04/03/2012 12:05

Race started at 12:05:30

Lap	Lap Tm	Diff	Time of Day
2	1:00.701	+1.368	12:07:39.132
3	59.985	+0.652	12:08:39.117
4	59.647	+0.314	12:09:38.764
5	1:00.573	+1.240	12:10:39.337
6	1:00.800	+1.467	12:11:40.137
7	1:00.263	+0.930	12:12:40.400
8	59.525	+0.192	12:13:39.925
9	1:00.238	+0.905	12:14:40.163
10	59.333		12:15:39.496

(29) Mark Lister

1	1:05.784	+7.515	12:06:41.146
2	1:03.033	+4.764	12:07:44.179
3	1:00.974	+2.705	12:08:45.153
4	1:00.010	+1.741	12:09:45.163
5	1:00.209	+1.940	12:10:45.372
6	59.672	+1.403	12:11:45.044
7	59.171	+0.902	12:12:44.215
8	59.678	+1.409	12:13:43.893
9	59.103	+0.834	12:14:42.996
10	58.269		12:15:41.265

(199) Jamie Morris

1	1:06.132	+7.602	12:06:41.761
2	1:03.133	+4.603	12:07:44.894
3	1:01.322	+2.792	12:08:46.216
4	1:00.965	+2.435	12:09:47.181
5	1:01.186	+2.656	12:10:48.367
6	1:00.707	+2.177	12:11:49.074
7	59.767	+1.237	12:12:48.841
8	58.914	+0.384	12:13:47.755
9	59.360	+0.830	12:14:47.115
10	58.530		12:15:45.645

(50) Sam Thompson

1	1:06.653	+7.187	12:06:42.578
2	1:02.325	+2.859	12:07:44.903
3	1:02.697	+3.231	12:08:47.600
4	1:01.632	+2.166	12:09:49.232
5	1:01.189	+1.723	12:10:50.421
6	1:00.890	+1.424	12:11:51.311
7	59.969	+0.503	12:12:51.280
8	59.490	+0.024	12:13:50.770
9	59.591	+0.125	12:14:50.361
10	59.466		12:15:49.827

(2) Oliver Dupuy

1	1:06.637	+7.468	12:06:43.060
2	1:02.354	+3.185	12:07:45.414
3	1:02.056	+2.887	12:08:47.470
4	1:01.187	+2.018	12:09:48.657
5	1:01.771	+2.602	12:10:50.428
6	1:00.911	+1.742	12:11:51.339
7	1:00.297	+1.128	12:12:51.636
8	59.958	+0.789	12:13:51.594
9	59.988	+0.819	12:14:51.582
10	59.169		12:15:50.751

(72) Darryl Harrison

1	1:07.374	+7.889	12:06:43.322
2	1:02.863	+3.378	12:07:46.185

Lap	Lap Tm	Diff	Time of Day
3	1:02.099	+2.614	12:08:48.284
4	1:01.402	+1.917	12:09:49.686
5	1:00.984	+1.499	12:10:50.670
6	1:01.000	+1.515	12:11:51.670
7	1:00.147	+0.662	12:12:51.817
8	1:00.345	+0.860	12:13:52.162
9	59.568	+0.083	12:14:51.730
10	59.485		12:15:51.215

(9) Paul Charman

1	1:07.839	+7.313	12:06:43.855
2	1:03.397	+2.871	12:07:47.252
3	1:02.445	+1.919	12:08:49.697
4	1:01.978	+1.452	12:09:51.675
5	1:01.850	+1.324	12:10:53.525
6	1:01.972	+1.446	12:11:55.497
7	1:02.536	+2.010	12:12:58.033
8	1:01.111	+0.585	12:13:59.144
9	1:00.984	+0.458	12:15:00.128
10	1:00.526		12:16:00.654

(77) John Aitken

1	1:06.789	+6.278	12:06:43.161
2	1:02.462	+1.951	12:07:45.623
3	1:02.576	+2.065	12:08:48.199
4	1:01.958	+1.447	12:09:50.157
5	1:02.604	+2.093	12:10:52.761
6	1:02.439	+1.928	12:11:55.200
7	1:03.056	+2.545	12:12:58.256
8	1:01.298	+0.787	12:13:59.554
9	1:00.655	+0.144	12:15:00.209
10	1:00.511		12:16:00.720

(21) Simon Critchlow

1	1:05.639	+3.469	12:06:40.643
2	1:03.826	+1.656	12:07:44.469
3	1:02.950	+0.780	12:08:47.419
4	1:02.170		12:09:49.589
5	1:02.773	+0.603	12:10:52.362
6	1:02.825	+0.655	12:11:55.187
7	1:02.871	+0.701	12:12:58.058
8	1:03.223	+1.053	12:14:01.281
9	1:02.514	+0.344	12:15:03.795
10	1:02.605	+0.435	12:16:06.400

(67) Matt Pearce

1	1:06.476	+4.549	12:06:42.172
2	1:02.572	+0.645	12:07:44.744
3	1:03.255	+1.328	12:08:47.999
4	1:01.927		12:09:49.926
5	1:02.619	+0.692	12:10:52.545
6	1:02.637	+0.710	12:11:55.182
7	1:03.128	+1.201	12:12:58.310
8	1:03.053	+1.126	12:14:01.363
9	1:02.552	+0.625	12:15:03.915

(7) Jodie Chalk

1	1:08.433	+6.814	12:06:44.440
2	1:04.022	+2.403	12:07:48.462
3	1:03.399	+1.780	12:08:51.861
4	1:02.358	+0.739	12:09:54.219

Lap	Lap Tm	Diff	Time of Day
5	1:01.887	+0.268	12:10:56.106
6	1:01.619		12:11:57.725
7	1:01.676	+0.057	12:12:59.401
8	1:02.297	+0.678	12:14:01.698
9	1:02.536	+0.917	12:15:04.234

(30) Liam Shellcock

1	1:08.043	+6.788	12:06:43.169
2	1:05.573	+4.318	12:07:48.742
3	1:04.077	+2.822	12:08:52.819
4	1:02.494	+1.239	12:09:55.313
5	1:02.464	+1.209	12:10:57.777
6	1:01.518	+0.263	12:11:59.295
7	1:01.255		12:13:00.550
8	1:02.097	+0.842	12:14:02.647
9	1:02.937	+1.682	12:15:05.584

(69) Nicole McAleer

1	1:08.258	+5.208	12:06:44.997
2	1:04.280	+1.230	12:07:49.277
3	1:03.911	+0.861	12:08:53.188
4	1:03.050		12:09:56.238
5	1:05.083	+2.033	12:11:01.321
6	1:05.391	+2.341	12:12:06.712
7	1:04.720	+1.670	12:13:11.432
8	1:05.446	+2.396	12:14:16.878
9	1:05.791	+2.741	12:15:22.669

(42) Andrew Cameron

1	1:05.407	+8.726	12:06:41.554
2	1:00.565	+3.884	12:07:42.119
3	59.135	+2.454	12:08:41.254
4	58.449	+1.768	12:09:39.703
5	59.610	+2.929	12:10:39.313
6	57.912	+1.231	12:11:37.225
7	56.681		12:12:33.906

(4) Tom McHale

1	59.804	+3.288	12:06:33.726
2	57.689	+1.173	12:07:31.415
3	56.547	+0.031	12:08:27.962
4	56.516		12:09:24.478

Timekeeper:

Race Director

Weather / Track: Cloudy / Wet

Results @ www.sportstimingservices.com





Thundersport GB Rounds 1 and 2

Sorted on Laps

RLR Motorsports 600 Sportsman Elite

Brands Hatch 1.199 Miles

Race 12

04/03/2012 15:32

Race started at 15:32:39

Pos	No.	Name	Bike	CC	Laps	Total Tm	Diff	Gap	Best Tm	Best Speed	Avg. Speed	Start Pos
1	8	Daniel Hegarty	Kawasaki	600 F	13	12:59.457			58.089	74.307	71.990	0
2	38	Dan Harrison	Yamaha	600 S	13	13:11.560	12.103	12.103	59.381	72.690	70.889	0
3	74	Curtis Wright	Triumph	675 S	13	13:15.598	16.141	4.038	59.176	72.942	70.530	0
4	100	Connor Tagg	Suzuki	600 S	13	13:29.610	30.153	14.012	59.324	72.760	69.309	0
5	19	Blake Woulds	Yamaha	600 F	13	13:31.558	32.101	1.948	1:01.155	70.581	69.143	0
6	29	Mark Lister	Yamaha	600 F	13	13:46.172	46.715	14.614	1:00.756	71.045	67.919	0
7	4	Tom McHale	Honda	600 F	13	13:50.287	50.830	4.115	1:01.592	70.081	67.583	0
8	76	Dan Shailer	Honda	600 F	13	13:50.764	51.307	0.477	1:01.745	69.907	67.544	0
9	72	Darryl Harrison	Suzuki	600 S	13	13:52.994	53.537	2.230	1:01.839	69.801	67.363	0
10	50	Sam Thompson	Suzuki	600 S	12	13:00.846	1 Lap	1 Lap	1:03.051	68.459	66.334	0
11	2	Oliver Dupuy	Yamaha	600 S	12	13:09.691	1 Lap	8.845	1:03.127	68.376	65.591	0
12	121	Max Symonds	Triumph	675 F	12	13:11.458	1 Lap	1.767	1:03.933	67.514	65.445	0
13	199	Jamie Morris	Yamaha	600 S	12	13:14.069	1 Lap	2.611	1:03.782	67.674	65.230	0
14	7	Jodie Chalk	Triumph	675 S	12	13:17.367	1 Lap	3.298	1:04.691	66.723	64.960	0

110%

Not classified

DNF	18	Oliver Harrison	Yamaha	600 S	12	12:50.012	DNF		1:02.734	68.805	67.268	0
DNF	77	John Aitken	Yamaha	600 S	12	13:11.110	DNF		1:03.176	68.323	65.474	0
DNF	101	Andy Lawson	Kawasaki	600 S	11	11:27.155	DNF		1:01.116	70.626	69.097	0
DNF	42	Andrew Cameron	Triumph	675 F	5	5:25.742	DNF		1:01.795	69.850	66.255	0
DNF	67	Matt Pearce	Suzuki	600 F	5	5:36.413	DNF		1:03.723	67.737	64.153	0
DNF	20	Jamie Devine	Yamaha	600 S	4	4:21.326	DNF		1:03.420	68.061	66.069	0
DNF	30	Liam Shellcock	Yamaha	600 S	4	4:32.946	DNF		1:05.004	66.402	63.256	0
DNF	123	Danny Murphy	Yamaha	600 S	3	3:18.668	DNF		1:03.199	68.299	65.180	0
DNF	58	Ricky Simmonds	Honda	600 S	2	2:10.846	DNF		1:02.575	68.980	65.977	0
DNF	26	Andrew Dudgeon	Kawasaki	600 S	2	2:13.849	DNF		1:03.239	68.255	64.496	0
DNF	68	Paul Wishart	Yamaha	600 S	2	2:16.984	DNF		1:06.540	64.869	63.020	0
DNF	69	Nicole McAleer	Triumph	675 F	2	2:25.516	DNF		1:08.640	62.885	59.325	0
DNF	96	Marcus Woodbine	Triumph	675 F	1	1:10.997	DNF		1:06.857	64.562	60.797	0
DNF	1	Nick Anderson	Yamaha	600 S	1	1:14.072	DNF		1:09.290	62.295	58.273	0
DNF	21	Simon Critchlow	Triumph	675 F		4.223	DNF			-	-	0

Announcements

*** No Transponder - No 101***

Margin of Victory	Avg. Speed	Best Lap Tm	Best Speed	Best Lap by
12.103	71.990	58.089	74.307	8 - Daniel Hegarty

Timekeeper:

Race Director

Weather / Track: Raining / Wet

Results @ www.sportstimingsservices.com





Thundersport GB Rounds 1 and 2

Lapchart

RLR Motorsports 600 Sportsman Elite

Brands Hatch 1.199 Miles

Race 12

04/03/2012 15:32

Race started at 15:32:39

Competitors

Laps

	0	1	2	3	4	5	6	7	8	9	10	11	12	13
Daniel Hegarty (8)	1	8	8	8	8	8	8	8	8	8	8	8	8	8
Tom McHale (4)	2	4	4	4	38	38	38	38	38	38	38	38	38	38
Andy Lawson (101)	3	101	58	58	74	74	74	74	74	74	74	74	74	74
Oliver Harrison (18)	4	18	19	38	19	19	19	19	19	19	19	100	100	100
Ricky Simmonds (58)	5	58	18	74	4	20	100	100	100	100	100	19	19	19
Paul Wishart (68)	6	68	20	19	20	4	42	4	4	4	4	29	29	29
Blake Woulds (19)	7	19	74	20	18	100	4	18	18	18	29	4	4	4
Danny Murphy (123)	8	123	38	26	123	18	18	29	29	29	18	18	76	76
Liam Shellcock (30)	9	30	68	18	100	42	29	76	76	76	76	18	18	72
Curtis Wright (74)	10	74	26	123	29	29	76	72	72	72	72	72	72	72
Marcus Woodbine (96)	11	96	96	100	42	76	72	50	50	50	50	50	50	50
Simon Critchlow (21)	12	21	123	29	76	50	50	121	121	121	121	121	121	2
Mark Lister (29)	13	29	29	68	50	72	67	2	77	2	2	2	2	77
Jamie Devine (20)	14	20	30	42	72	67	121	77	2	77	77	77	77	121
Connor Tagg (100)	15	100	100	76	30	30	77	7	199	199	199	199	199	199
Nick Anderson (1)	16	1	76	30	67	77	2	199	7	7	7	7	7	7
Andrew Dudgeon (26)	17	26	1	50	77	2	7	101	101	101	101			
Matt Pearce (67)	18	67	50	72	2	121	199							
Dan Shailer (76)	19	76	42	67	121	7	101							
Jamie Morris (199)	20	199	67	77	7	199								
Max Symonds (121)	21	121	72	121	199	101								
Dan Harrison (38)	22	38	2	2	101									
Sam Thompson (50)	23	50	77	7										
Jodie Chalk (7)	24	7	121	199										
Darryl Harrison (72)	25	72	7	69										
Andrew Cameron (42)	26	42	199	101										
John Aitken (77)	27	77	69											
Oliver Dupuy (2)	28	2	101											
Nicole McAleer (69)	29	69												

Timekeeper:

Race Director

Weather / Track: Raining / Wet

Results @ www.sportstimingservices.com

Printed: 04/03/2012 15:59:35





Thundersport GB Rounds 1 and 2

RLR Motorsports 600 Sportsman Elite

Brands Hatch 1.199 Miles

Race 12

04/03/2012 15:32

Race started at 15:32:39

Lap	Lap Tm	Diff	Time of Day
(8) Daniel Hegarty			
1	1:02.181	+4.092	15:33:44.899
2	1:00.816	+2.727	15:34:45.715
3	59.673	+1.584	15:35:45.388
4	58.935	+0.846	15:36:44.323
5	59.713	+1.624	15:37:44.036
6	59.498	+1.409	15:38:43.534
7	1:00.011	+1.922	15:39:43.545
8	59.472	+1.383	15:40:43.017
9	59.496	+1.407	15:41:42.513
10	1:00.015	+1.926	15:42:42.528
11	1:00.351	+2.262	15:43:42.879
12	58.419	+0.330	15:44:41.298
13	58.089		15:45:39.387

Lap	Lap Tm	Diff	Time of Day
(38) Dan Harrison			
1	1:04.472	+5.091	15:33:49.380
2	1:03.011	+3.630	15:34:52.391
3	1:01.542	+2.161	15:35:53.933
4	59.897	+0.516	15:36:53.830
5	1:00.020	+0.639	15:37:53.850
6	59.913	+0.532	15:38:53.763
7	59.559	+0.178	15:39:53.322
8	59.935	+0.554	15:40:53.257
9	59.537	+0.156	15:41:52.794
10	59.381		15:42:52.175
11	59.525	+0.144	15:43:51.700
12	1:00.259	+0.878	15:44:51.959
13	59.531	+0.150	15:45:51.490

Lap	Lap Tm	Diff	Time of Day
(74) Curtis Wright			
1	1:05.407	+6.231	15:33:49.318
2	1:03.827	+4.651	15:34:53.145
3	1:02.203	+3.027	15:35:55.348
4	1:01.258	+2.082	15:36:56.606
5	1:00.690	+1.514	15:37:57.296
6	1:00.341	+1.165	15:38:57.637
7	1:00.070	+0.894	15:39:57.707
8	59.980	+0.804	15:40:57.687
9	59.301	+0.125	15:41:56.988
10	59.633	+0.457	15:42:56.621
11	59.790	+0.614	15:43:56.411
12	59.176		15:44:55.587
13	59.941	+0.765	15:45:55.528

Lap	Lap Tm	Diff	Time of Day
(100) Connor Tagg			
1	1:07.182	+7.858	15:33:51.789
2	1:04.295	+4.971	15:34:56.084
3	1:03.599	+4.275	15:35:59.683
4	1:02.263	+2.939	15:37:01.946
5	1:02.140	+2.816	15:38:04.086
6	1:00.612	+1.288	15:39:04.698
7	1:00.376	+1.052	15:40:05.074
8	1:03.864	+4.540	15:41:08.938
9	1:00.098	+0.774	15:42:09.036
10	59.324		15:43:08.360
11	1:00.161	+0.837	15:44:08.521
12	1:01.014	+1.690	15:45:09.535
13	1:00.005	+0.681	15:46:09.540

Lap	Lap Tm	Diff	Time of Day
(19) Blake Wouds			
1	1:05.287	+4.132	15:33:49.030
2	1:04.120	+2.965	15:34:53.150
3	1:02.323	+1.168	15:35:55.473
4	1:01.660	+0.505	15:36:57.133
5	1:01.442	+0.287	15:37:58.575
6	1:01.276	+0.121	15:38:59.851
7	1:01.665	+0.510	15:40:01.516
8	1:01.997	+0.842	15:41:03.513
9	1:02.152	+0.997	15:42:05.665
10	1:01.572	+0.417	15:43:07.237
11	1:01.508	+0.353	15:44:08.745
12	1:01.588	+0.433	15:45:10.333
13	1:01.155		15:46:11.488

Lap	Lap Tm	Diff	Time of Day
(29) Mark Lister			
1	1:06.758	+6.002	15:33:51.174
2	1:05.168	+4.412	15:34:56.342
3	1:03.956	+3.200	15:36:00.298
4	1:04.032	+3.276	15:37:04.330
5	1:03.853	+3.097	15:38:08.183
6	1:03.998	+3.242	15:39:12.181
7	1:02.833	+2.077	15:40:15.014
8	1:02.464	+1.708	15:41:17.478
9	1:03.112	+2.356	15:42:20.590
10	1:01.992	+1.236	15:43:22.582
11	1:00.756		15:44:23.338
12	1:01.269	+0.513	15:45:24.607
13	1:01.495	+0.739	15:46:26.102

Lap	Lap Tm	Diff	Time of Day
(4) Tom McHale			
1	1:04.974	+3.382	15:33:48.019
2	1:02.379	+0.787	15:34:50.398
3	1:07.251	+5.659	15:35:57.649
4	1:04.040	+2.448	15:37:01.689
5	1:04.935	+3.343	15:38:06.624
6	1:03.673	+2.081	15:39:10.297
7	1:03.235	+1.643	15:40:13.532
8	1:03.261	+1.669	15:41:16.793
9	1:03.674	+2.082	15:42:20.467
10	1:03.437	+1.845	15:43:23.904
11	1:02.629	+1.037	15:44:26.533
12	1:02.092	+0.500	15:45:28.625
13	1:01.592		15:46:30.217

Lap	Lap Tm	Diff	Time of Day
(76) Dan Shailer			
1	1:08.238	+6.493	15:33:53.041
2	1:05.116	+3.371	15:34:58.157
3	1:04.034	+2.289	15:36:02.191
4	1:03.751	+2.006	15:37:05.942
5	1:03.452	+1.707	15:38:09.394
6	1:04.822	+3.077	15:39:14.216
7	1:03.632	+1.887	15:40:17.848
8	1:02.351	+0.606	15:41:20.199
9	1:02.101	+0.356	15:42:22.300
10	1:02.418	+0.673	15:43:24.718
11	1:02.195	+0.450	15:44:26.913
12	1:01.745		15:45:28.658
13	1:02.036	+0.291	15:46:30.694

(72) Darryl Harrison

Lap	Lap Tm	Diff	Time of Day
1	1:09.675	+7.836	15:33:54.819
2	1:05.707	+3.868	15:35:00.526
3	1:06.901	+5.062	15:36:07.427
4	1:03.604	+1.765	15:37:11.031
5	1:02.436	+0.597	15:38:13.467
6	1:02.498	+0.659	15:39:15.965
7	1:03.189	+1.350	15:40:19.154
8	1:02.680	+0.841	15:41:21.834
9	1:02.388	+0.549	15:42:24.222
10	1:02.279	+0.440	15:43:26.501
11	1:01.839		15:44:28.340
12	1:02.201	+0.362	15:45:30.541
13	1:02.383	+0.544	15:46:32.924

Lap	Lap Tm	Diff	Time of Day
(50) Sam Thompson			
1	1:09.171	+6.120	15:33:54.202
2	1:05.689	+2.638	15:34:59.891
3	1:06.133	+3.082	15:36:06.024
4	1:04.689	+1.638	15:37:10.713
5	1:03.770	+0.719	15:38:14.483
6	1:04.130	+1.079	15:39:18.613
7	1:04.425	+1.374	15:40:23.038
8	1:03.937	+0.886	15:41:26.975
9	1:03.657	+0.606	15:42:30.632
10	1:03.750	+0.699	15:43:34.382
11	1:03.051		15:44:37.433
12	1:03.343	+0.292	15:45:40.776

Lap	Lap Tm	Diff	Time of Day
(2) Oliver Dupuy			
1	1:09.089	+5.962	15:33:55.293
2	1:06.247	+3.120	15:35:01.540
3	1:07.464	+4.337	15:36:09.004
4	1:05.723	+2.596	15:37:14.727
5	1:05.441	+2.314	15:38:20.168
6	1:05.264	+2.137	15:39:25.432
7	1:05.091	+1.964	15:40:30.523
8	1:04.429	+1.302	15:41:34.952
9	1:04.456	+1.329	15:42:39.408
10	1:03.769	+0.642	15:43:43.177
11	1:03.317	+0.190	15:44:46.494
12	1:03.127		15:45:49.621

Lap	Lap Tm	Diff	Time of Day
(121) Max Symonds			
1	1:10.773	+6.840	15:33:55.677
2	1:05.859	+1.926	15:35:01.536
3	1:07.619	+3.686	15:36:09.155
4	1:05.700	+1.767	15:37:14.855
5	1:04.839	+0.906	15:38:19.694
6	1:03.933		15:39:23.627
7	1:04.218	+0.285	15:40:27.845
8	1:04.538	+0.605	15:41:32.383
9	1:04.532	+0.599	15:42:36.915
10	1:04.832	+0.899	15:43:41.747
11	1:04.572	+0.639	15:44:46.319
12	1:05.069	+1.136	15:45:51.388

Lap	Lap Tm	Diff	Time of Day
(199) Jamie Morris			
1	1:11.764	+7.982	15:33:56.629
2	1:08.392	+4.610	15:35:05.021
3	1:07.673	+3.891	15:36:12.694
4	1:05.579	+1.797	15:37:18.273

Timekeeper:

Race Director

Weather / Track: Raining / Wet

Results @ www.sportstimingservices.com





Thundersport GB Rounds 1 and 2

RLR Motorsports 600 Sportsman Elite

Brands Hatch 1.199 Miles

Race 12

04/03/2012 15:32

Race started at 15:32:39

Lap	Lap Tm	Diff	Time of Day
5	1:04.277	+0.495	15:38:22.550
6	1:05.525	+1.743	15:39:28.075
7	1:04.581	+0.799	15:40:32.656
8	1:04.655	+0.873	15:41:37.311
9	1:03.801	+0.019	15:42:41.112
10	1:03.782		15:43:44.894
11	1:04.619	+0.837	15:44:49.513
12	1:04.486	+0.704	15:45:53.999

(7) Jodie Chalk			
Lap	Lap Tm	Diff	Time of Day
1	1:10.691	+6.000	15:33:55.783
2	1:07.538	+2.847	15:35:03.321
3	1:06.549	+1.858	15:36:09.870
4	1:06.315	+1.624	15:37:16.185
5	1:05.345	+0.654	15:38:21.530
6	1:05.899	+1.208	15:39:27.429
7	1:05.595	+0.904	15:40:33.024
8	1:04.847	+0.156	15:41:37.871
9	1:04.859	+0.168	15:42:42.730
10	1:04.809	+0.118	15:43:47.539
11	1:05.067	+0.376	15:44:52.606
12	1:04.691		15:45:57.297

(18) Oliver Harrison			
Lap	Lap Tm	Diff	Time of Day
1	1:05.820	+3.086	15:33:49.093
2	1:05.516	+2.782	15:34:54.609
3	1:03.870	+1.136	15:35:58.479
4	1:03.933	+1.199	15:37:02.412
5	1:04.793	+2.059	15:38:07.205
6	1:03.574	+0.840	15:39:10.779
7	1:03.345	+0.611	15:40:14.124
8	1:03.148	+0.414	15:41:17.272
9	1:03.749	+1.015	15:42:21.021
10	1:03.365	+0.631	15:43:24.386
11	1:02.734		15:44:27.120
12	1:02.822	+0.088	15:45:29.942

(77) John Aitken			
Lap	Lap Tm	Diff	Time of Day
1	1:09.716	+6.540	15:33:55.449
2	1:05.390	+2.214	15:35:00.839
3	1:07.726	+4.550	15:36:08.565
4	1:05.091	+1.915	15:37:13.656
5	1:06.149	+2.973	15:38:19.805
6	1:05.900	+2.724	15:39:25.705
7	1:04.812	+1.636	15:40:30.517
8	1:04.826	+1.650	15:41:35.343
9	1:04.319	+1.143	15:42:39.662
10	1:03.792	+0.616	15:43:43.454
11	1:03.176		15:44:46.630
12	1:04.410	+1.234	15:45:51.040

(101) Andy Lawson			
Lap	Lap Tm	Diff	Time of Day
1	2:08.388	+1:07.272	15:34:51.535
2	2:05.442	+1:04.326	15:36:56.977
3	1:07.108	+5.992	15:38:04.085
4	55.825	-5.290	15:38:59.911
5	1:01.183	+0.067	15:40:01.094
6	1:01.491	+0.375	15:41:02.585
7	1:01.557	+0.441	15:42:04.142
8	1:01.116		15:43:05.258
9	1:01.827	+0.711	15:44:07.085

Lap	Lap Tm	Diff	Time of Day
(42) Andrew Cameron			
1	1:08.816	+7.021	15:33:54.254
2	1:03.694	+1.899	15:34:57.948
3	1:02.909	+1.114	15:36:00.857
4	1:01.795		15:37:02.652
5	1:03.020	+1.225	15:38:05.672

(67) Matt Pearce			
Lap	Lap Tm	Diff	Time of Day
1	1:09.772	+6.049	15:33:54.524
2	1:06.253	+2.530	15:35:00.777
3	1:07.191	+3.468	15:36:07.968
4	1:04.652	+0.929	15:37:12.620
5	1:03.723		15:38:16.343

(20) Jamie Devine			
Lap	Lap Tm	Diff	Time of Day
1	1:04.668	+1.248	15:33:49.150
2	1:04.059	+0.639	15:34:53.209
3	1:04.627	+1.207	15:35:57.836
4	1:03.420		15:37:01.256

(30) Liam Shellcock			
Lap	Lap Tm	Diff	Time of Day
1	1:07.711	+2.707	15:33:51.577
2	1:07.120	+2.116	15:34:58.697
3	1:09.175	+4.171	15:36:07.872
4	1:05.004		15:37:12.876

(123) Danny Murphy			
Lap	Lap Tm	Diff	Time of Day
1	1:07.201	+4.002	15:33:51.026
2	1:04.373	+1.174	15:34:55.399
3	1:03.199		15:35:58.598

(58) Ricky Simmonds			
Lap	Lap Tm	Diff	Time of Day
1	1:04.686	+2.111	15:33:48.201
2	1:02.575		15:34:50.776

(26) Andrew Dudgeon			
Lap	Lap Tm	Diff	Time of Day
1	1:05.826	+2.587	15:33:50.540
2	1:03.239		15:34:53.779

(68) Paul Wishart			
Lap	Lap Tm	Diff	Time of Day
1	1:06.733	+0.193	15:33:50.374
2	1:06.540		15:34:56.914

(69) Nicole McAleer			
Lap	Lap Tm	Diff	Time of Day
1	1:10.571	+1.931	15:33:56.806
2	1:08.640		15:35:05.446

(96) Marcus Woodbine			
Lap	Lap Tm	Diff	Time of Day
1	1:06.857		15:33:50.927

(1) Nick Anderson			
Lap	Lap Tm	Diff	Time of Day
1	1:09.290		15:33:54.002

Timekeeper:
 Race Director
 Weather / Track: Raining / Wet
 Results @ www.sportstimingservices.com
 Printed: 04/03/2012 15:59:10





Thundersport GB Rounds 1 and 2

Sorted on Best Lap time

RST Clothing Golden ERA Superbike

Brands Hatch 1.199 Miles

Qualifying

03/03/2012 11:21

Practice started at 11:21:28

Pos	No.	Name	Bike	CC	Best Tm	Best Speed	Gap	Diff	In Lap	2nd Best
1	64	Adam Palfreman	Honda	1000	1:00.269	71.619			12	1:00.381
2	40	Keith Smith	Aprilia	1000	1:00.878	70.902	0.609	0.609	7	1:01.257
3	6	Nick Williamson	Honda	1000	1:00.969	70.797	0.091	0.700	4	1:01.322
4	98	Darren Clarke	Kawasaki	750	1:01.388	70.313	0.419	1.119	8	1:01.545
5	77	Lee Reveley	Aprilia	1000	1:01.598	70.074	0.210	1.329	11	1:01.780
6	8	Dave Harnett	Yamaha	750	1:01.878	69.757	0.280	1.609	12	1:02.457
7	13	Richard Blunt	Suzuki	750	1:01.913	69.717	0.035	1.644	7	1:01.927
8	58	Michael Simmons	Yamaha	850	1:02.628	68.921	0.715	2.359	12	1:02.775
9	36	Paul Willis	Aprilia	1000	1:03.382	68.101	0.754	3.113	10	1:04.524
10	22	Lee Powell	Aprilia	1000	1:03.759	67.699	0.377	3.490	5	1:03.987
11	16	Craig Jeff	Kawasaki	750	1:03.974	67.471	0.215	3.705	11	1:05.304
12	31	Ed Godfrey	Suzuki	750	1:03.977	67.468	0.003	3.708	8	1:04.338
13	62	Jason Dixon	Suzuki	750	1:06.084	65.317	2.107	5.815	10	1:06.476
14	66	Paul Maxfield	Aprilia	1000	1:06.767	64.649	0.683	6.498	3	1:07.802
15	12	Tony Rainford	Triumph	930	1:07.676	63.780	0.909	7.407	12	1:08.462
16	44	Andrew Duncan	Aprilia	1000	1:08.399	63.106	0.723	8.130	9	1:08.786
17	70	Andrew Dumbill	Aprilia	1000	1:08.482	63.030	0.083	8.213	9	1:09.241
18	4	Paul Baleta	Aprilia	1000	1:22.344	52.419	13.862	22.075	1	1:23.485
19	94	Phil Page	Kawasaki	750	1:23.492	51.698	1.148	23.223	2	1:24.506
20	57	Rob Wilson	Kawasaki	750		-			0	

Announcements

No 70 - Lap 5 disallowed for yellow flag infringement

Timekeeper:

Race Director

Weather / Track: Raining / Wet

Results @ www.sportstimingsservices.com

Printed: 03/03/2012 11:50:00






Thundersport GB Rounds 1 and 2

RST Clothing Golden ERA Superbike
 Race 6 & 15 - Starting Grid Saturday
 Race

Brands Hatch 1.199 Miles
 03/03/2012



POLE POSITION

	1	2	3	4
1	64	40	6	98
2	77	8	13	58
3	36	22	16	31
4	62	66	12	44
5	70	4	94	57

Timekeeper:
 Race Director
 Weather / Track:
 Results @ www.sportstimeservices.com





Thundersport GB Rounds 1 and 2

Sorted on Laps

RST Clothing Golden ERA Superbike

Brands Hatch 1.199 Miles

Race 6

03/03/2012 13:53

Race started at 13:53:57

Pos	No.	Name	Bike	CC	Laps	Total Tm	Diff	Gap	Best Tm	Best Speed	Avg. Speed	Start Pos
1	6	Nick Williamson	Honda	1000	12	11:33.344			54.682	78.936	74.706	3
2	98	Darren Clarke	Kawasaki	750	12	11:33.394	0.050	0.050	55.265	78.104	74.700	4
3	77	Lee Reveley	Aprilia	1000	12	11:33.488	0.144	0.094	56.288	76.684	74.690	5
4	40	Keith Smith	Aprilia	1000	12	11:55.500	22.156	22.012	58.280	74.063	72.392	2
5	36	Paul Willis	Aprilia	1000	12	12:00.637	27.293	5.137	57.091	75.606	71.876	9
6	64	Adam Palfreman	Honda	1000	12	12:00.699	27.355	0.062	57.917	74.527	71.870	1
7	13	Richard Blunt	Suzuki	750	12	12:04.443	31.099	3.744	58.893	73.292	71.499	7
8	22	Lee Powell	Aprilia	1000	12	12:04.898	31.554	0.455	58.413	73.895	71.454	10
9	31	Ed Godfrey	Suzuki	750	12	12:06.711	33.367	1.813	57.700	74.808	71.276	12
10	62	Jason Dixon	Suzuki	750	12	12:10.929	37.585	4.218	57.854	74.608	70.864	13
11	58	Michael Simmons	Yamaha	850	12	12:12.025	38.681	1.096	58.222	74.137	70.758	8
12	16	Craig Jeff	Kawasaki	750	12	12:12.371	39.027	0.346	58.735	73.489	70.725	11
13	4	Paul Baleta	Aprilia	1000	12	12:16.610	43.266	4.239	57.162	75.512	70.318	18
14	70	Andrew Dumbill	Aprilia	1000	12	12:31.079	57.735	14.469	1:00.261	71.628	68.963	17
15	12	Tony Rainford	Triumph	930	11	11:39.371	1 Lap	1 Lap	1:01.460	70.231	67.890	15
16	66	Paul Maxfield	Aprilia	1000	11	11:42.308	1 Lap	2.937	1:00.697	71.114	67.606	14
17	8	Dave Harnett	Yamaha	750	11	12:09.918	1 Lap	27.610	1:03.502	67.973	65.049	6
18	44	Andrew Duncan	Aprilia	1000	11	12:17.608	1 Lap	7.690	1:03.432	68.048	64.371	16
Not classified												
DNF	57	Rob Wilson	Kawasaki	750	6	6:35.250	DNF		1:00.502	71.343	65.524	20

Announcements

No.57 & 62 - 10 Second Penalty added - Jump Start

No.4 - 10 Second Penalty added - Yellow Flag Infringement

Margin of Victory	Avg. Speed	Best Lap Tm	Best Speed	Best Lap by
0.050	74.706	54.682	78.936	6 - Nick Williamson

Timekeeper:

Race Director

Weather / Track: Bright / Damp

Results @ www.sportstimingsservices.com





Thundersport GB Rounds 1 and 2

Lapchart

RST Clothing Golden ERA Superbike

Brands Hatch 1.199 Miles

Race 6

03/03/2012 13:53

Race started at 13:53:57

Competitors

	Laps													
	0	1	2	3	4	5	6	7	8	9	10	11	12	
Keith Smith (40)	1	40	77	77	77	77	77	77	77	77	77	77	77	6
Nick Williamson (6)	2	6	40	40	40	40	98	98	98	98	98	6	6	98
Lee Reveley (77)	3	77	6	98	98	98	40	6	6	6	6	98	98	77
Adam Palfreman (64)	4	64	98	6	6	6	6	40	40	40	40	40	40	40
Darren Clarke (98)	5	98	64	64	13	13	13	13	13	62	62	64	64	36
Dave Harnett (8)	6	8	13	13	64	62	62	62	62	13	64	62	62	64
Richard Blunt (13)	7	13	22	62	62	22	22	22	64	64	13	36	36	62
Michael Simmons (58)	8	58	8	22	22	64	64	64	22	22	22	13	13	13
Paul Maxfield (66)	9	66	62	31	31	31	36	36	36	36	36	22	22	22
Ed Godfrey (31)	10	31	31	16	16	16	31	31	31	31	4	4	31	4
Lee Powell (22)	11	22	58	36	36	36	58	58	58	4	31	31	4	31
Paul Willis (36)	12	36	16	8	58	58	16	16	4	58	58	58	58	58
Rob Wilson (57)	13	57	12	58	4	4	4	4	16	16	16	16	16	16
Craig Jeff (16)	14	16	36	12	57	57	57	57	70	70	70	70	70	70
Tony Rainford (12)	15	12	57	4	8	70	70	70	12	12	12	12	12	12
Jason Dixon (62)	16	62	4	57	12	12	12	12	66	66	66	66	66	66
Andrew Dumbill (70)	17	70	70	70	70	66	66	66	8	8	8	8	8	8
Paul Baleta (4)	18	4	66	66	66	8	8	8	44	44	44	44	44	44
Andrew Duncan (44)	19	44	44	44	44	44	44	44						

Timekeeper:

Race Director

Weather / Track: Bright / Damp

Results @ www.sportstimingservices.com

Printed: 03/03/2012 14:09:58





Thundersport GB Rounds 1 and 2

RST Clothing Golden ERA Superbike

Brands Hatch 1.199 Miles

Race 6

03/03/2012 13:53

Race started at 13:53:57

Lap	Lap Tm	Diff	Time of Day
(6) Nick Williamson			
1	1:02.632	+7.950	13:55:02.421
2	1:00.489	+5.807	13:56:02.910
3	58.876	+4.194	13:57:01.786
4	57.848	+3.166	13:57:59.634
5	57.769	+3.087	13:58:57.403
6	56.950	+2.268	13:59:54.353
7	57.455	+2.773	14:00:51.808
8	56.671	+1.989	14:01:48.479
9	55.899	+1.217	14:02:44.378
10	54.682		14:03:39.060
11	55.137	+0.455	14:04:34.197
12	56.432	+1.750	14:05:30.629

Lap	Lap Tm	Diff	Time of Day
(98) Darren Clarke			
1	1:03.076	+7.811	13:55:03.278
2	58.806	+3.541	13:56:02.084
3	57.603	+2.338	13:56:59.687
4	57.663	+2.398	13:57:57.350
5	58.721	+3.456	13:58:56.071
6	57.052	+1.787	13:59:53.123
7	57.431	+2.166	14:00:50.554
8	57.765	+2.500	14:01:48.319
9	55.518	+0.253	14:02:43.837
10	55.265		14:03:39.102
11	56.302	+1.037	14:04:35.404
12	55.275	+0.010	14:05:30.679

Lap	Lap Tm	Diff	Time of Day
(77) Lee Reveley			
1	59.820	+3.532	13:54:59.654
2	57.419	+1.131	13:55:57.073
3	57.781	+1.493	13:56:54.854
4	57.781	+1.493	13:57:52.635
5	57.518	+1.230	13:58:50.153
6	57.361	+1.073	13:59:47.514
7	57.087	+0.799	14:00:44.601
8	57.682	+1.394	14:01:42.283
9	57.271	+0.983	14:02:39.554
10	56.288		14:03:35.842
11	57.244	+0.956	14:04:33.086
12	57.687	+1.399	14:05:30.773

Lap	Lap Tm	Diff	Time of Day
(40) Keith Smith			
1	1:00.286	+2.006	13:55:00.010
2	58.280		13:55:58.290
3	58.310	+0.030	13:56:56.600
4	59.546	+1.266	13:57:56.146
5	1:00.005	+1.725	13:58:56.151
6	59.231	+0.951	13:59:55.382
7	59.303	+1.023	14:00:54.685
8	1:00.877	+2.597	14:01:55.562
9	59.420	+1.140	14:02:54.982
10	59.442	+1.162	14:03:54.424
11	59.035	+0.755	14:04:53.459
12	59.326	+1.046	14:05:52.785

Lap	Lap Tm	Diff	Time of Day
(36) Paul Willis			
1	1:07.997	+10.906	13:55:08.716
2	1:03.499	+6.408	13:56:12.215
3	1:01.720	+4.629	13:57:13.935

Lap	Lap Tm	Diff	Time of Day
4	1:00.296	+3.205	13:58:14.231
5	59.269	+2.178	13:59:13.500
6	58.357	+1.266	14:00:11.857
7	57.091		14:01:08.948
8	57.323	+0.232	14:02:06.271
9	57.881	+0.790	14:03:04.152
10	57.426	+0.335	14:04:01.578
11	58.927	+1.836	14:05:00.505
12	57.417	+0.326	14:05:57.922

Lap	Lap Tm	Diff	Time of Day
(64) Adam Palfreman			
1	1:03.962	+6.045	13:55:04.110
2	1:02.364	+4.447	13:56:06.474
3	1:01.545	+3.628	13:57:08.019
4	1:01.533	+3.616	13:58:09.552
5	59.152	+1.235	13:59:08.704
6	58.312	+0.395	14:00:07.016
7	58.498	+0.581	14:01:05.514
8	58.617	+0.700	14:02:04.131
9	58.747	+0.830	14:03:02.878
10	57.917		14:04:00.795
11	59.206	+1.289	14:05:00.001
12	57.983	+0.066	14:05:57.984

Lap	Lap Tm	Diff	Time of Day
(13) Richard Blunt			
1	1:05.013	+6.120	13:55:05.272
2	1:01.297	+2.404	13:56:06.569
3	1:00.273	+1.380	13:57:06.842
4	59.230	+0.337	13:58:06.072
5	59.284	+0.391	13:59:05.356
6	59.331	+0.438	14:00:04.687
7	59.303	+0.410	14:01:03.990
8	1:00.047	+1.154	14:02:04.037
9	59.562	+0.669	14:03:03.599
10	59.330	+0.437	14:04:02.929
11	59.906	+1.013	14:05:02.835
12	58.893		14:06:01.728

Lap	Lap Tm	Diff	Time of Day
(22) Lee Powell			
1	1:05.534	+7.121	13:55:06.249
2	1:00.891	+2.478	13:56:07.140
3	1:01.455	+3.042	13:57:08.595
4	1:00.394	+1.981	13:58:08.989
5	59.079	+0.666	13:59:08.068
6	58.662	+0.249	14:00:06.730
7	59.037	+0.624	14:01:05.767
8	59.016	+0.603	14:02:04.783
9	59.289	+0.876	14:03:04.072
10	59.648	+1.235	14:04:03.720
11	1:00.050	+1.637	14:05:03.770
12	58.413		14:06:02.183

Lap	Lap Tm	Diff	Time of Day
(31) Ed Godfrey			
1	1:06.249	+8.549	13:55:06.828
2	1:04.985	+7.285	13:56:11.813
3	1:01.627	+3.927	13:57:13.440
4	1:00.206	+2.506	13:58:13.646
5	1:00.031	+2.331	13:59:13.677
6	59.118	+1.418	14:00:12.795
7	58.548	+0.848	14:01:11.343
8	58.832	+1.132	14:02:10.175

Lap	Lap Tm	Diff	Time of Day
9	58.609	+0.909	14:03:08.784
10	58.513	+0.813	14:04:07.297
11	57.700		14:05:04.997
12	58.999	+1.299	14:06:03.996

Lap	Lap Tm	Diff	Time of Day
(62) Jason Dixon			
1	1:05.481	+7.627	13:55:06.700
2	1:00.411	+2.557	13:56:07.111
3	1:01.126	+3.272	13:57:08.237
4	1:00.149	+2.295	13:58:08.386
5	59.450	+1.596	13:59:07.836
6	58.318	+0.464	14:00:06.154
7	58.595	+0.741	14:01:04.749
8	59.070	+1.216	14:02:03.819
9	59.034	+1.180	14:03:02.853
10	58.708	+0.854	14:04:01.561
11	58.799	+0.945	14:05:00.360
12	57.854		14:05:58.214

Lap	Lap Tm	Diff	Time of Day
(58) Michael Simmons			
1	1:06.731	+8.509	13:55:07.147
2	1:05.139	+6.917	13:56:12.286
3	1:02.199	+3.977	13:57:14.485
4	1:00.125	+1.903	13:58:14.610
5	59.751	+1.529	13:59:14.361
6	59.988	+1.766	14:00:14.349
7	58.683	+0.461	14:01:13.032
8	59.806	+1.584	14:02:12.838
9	58.532	+0.310	14:03:11.370
10	58.222		14:04:09.592
11	1:01.235	+3.013	14:05:10.827
12	58.483	+0.261	14:06:09.310

Lap	Lap Tm	Diff	Time of Day
(16) Craig Jeff			
1	1:06.602	+7.867	13:55:07.631
2	1:04.411	+5.676	13:56:12.042
3	1:01.609	+2.874	13:57:13.651
4	1:00.132	+1.397	13:58:13.783
5	1:01.462	+2.727	13:59:15.245
6	1:00.119	+1.384	14:00:15.364
7	59.491	+0.756	14:01:14.855
8	59.188	+0.453	14:02:14.043
9	59.235	+0.500	14:03:13.278
10	58.883	+0.148	14:04:12.161
11	58.735		14:05:10.896
12	58.760	+0.025	14:06:09.656

Lap	Lap Tm	Diff	Time of Day
(4) Paul Baleta			
1	1:07.704	+10.542	13:55:09.268
2	1:03.874	+6.712	13:56:13.142
3	1:04.162	+7.000	13:57:17.304
4	1:00.637	+3.475	13:58:17.941
5	58.948	+1.786	13:59:16.889
6	58.676	+1.514	14:00:15.565
7	57.633	+0.471	14:01:13.198
8	57.193	+0.031	14:02:10.391
9	57.162		14:03:07.553
10	59.337	+2.175	14:04:06.890
11	58.538	+1.376	14:05:05.428
12	58.467	+1.305	14:06:03.895

Timekeeper:

Race Director

Weather / Track: Bright / Damp

Results @ www.sportstimingservices.com





Thundersport GB Rounds 1 and 2

RST Clothing Golden ERA Superbike

Brands Hatch 1.199 Miles

Race 6

03/03/2012 13:53

Race started at 13:53:57

Lap	Lap Tm	Diff	Time of Day
(70) Andrew Dumbill			
1	1:08.292	+8.031	13:55:09.822
2	1:04.707	+4.446	13:56:14.529
3	1:03.899	+3.638	13:57:18.428
4	1:02.536	+2.275	13:58:20.964
5	1:02.032	+1.771	13:59:22.996
6	1:01.539	+1.278	14:00:24.535
7	1:01.275	+1.014	14:01:25.810
8	1:00.469	+0.208	14:02:26.279
9	1:00.274	+0.013	14:03:26.553
10	1:00.997	+0.736	14:04:27.550
11	1:00.261		14:05:27.811
12	1:00.553	+0.292	14:06:28.364

(12) Tony Rainford			
1	1:06.593	+5.133	13:55:07.676
2	1:04.878	+3.418	13:56:12.554
3	1:05.724	+4.264	13:57:18.278
4	1:02.908	+1.448	13:58:21.186
5	1:03.097	+1.637	13:59:24.283
6	1:02.697	+1.237	14:00:26.980
7	1:02.305	+0.845	14:01:29.285
8	1:02.208	+0.748	14:02:31.493
9	1:02.242	+0.782	14:03:33.735
10	1:01.461	+0.001	14:04:35.196
11	1:01.460		14:05:36.656

(66) Paul Maxfield			
1	1:09.558	+8.861	13:55:10.102
2	1:04.926	+4.229	13:56:15.028
3	1:04.320	+3.623	13:57:19.348
4	1:05.799	+5.102	13:58:25.147
5	1:02.223	+1.526	13:59:27.370
6	1:02.762	+2.065	14:00:30.132
7	1:02.839	+2.142	14:01:32.971
8	1:01.850	+1.153	14:02:34.821
9	1:00.697		14:03:35.518
10	1:02.572	+1.875	14:04:38.090
11	1:01.503	+0.806	14:05:39.593

(8) Dave Harnett			
1	1:06.296	+2.794	13:55:06.529
2	1:05.715	+2.213	13:56:12.244
3	1:05.942	+2.440	13:57:18.186
4	1:07.220	+3.718	13:58:25.406
5	1:07.901	+4.399	13:59:33.307
6	1:09.345	+5.843	14:00:42.652
7	1:07.040	+3.538	14:01:49.692
8	1:05.704	+2.202	14:02:55.396
9	1:04.587	+1.085	14:03:59.983
10	1:03.718	+0.216	14:05:03.701
11	1:03.502		14:06:07.203

(44) Andrew Duncan			
1	1:12.491	+9.059	13:55:14.372
2	1:09.911	+6.479	13:56:24.283
3	1:08.655	+5.223	13:57:32.938
4	1:07.786	+4.354	13:58:40.724
5	1:07.046	+3.614	13:59:47.770
6	1:06.126	+2.694	14:00:53.896
7	1:05.298	+1.866	14:01:59.194

Lap	Lap Tm	Diff	Time of Day
8	1:04.240	+0.808	14:03:03.434
9	1:03.775	+0.343	14:04:07.209
10	1:03.432		14:05:10.641
11	1:04.252	+0.820	14:06:14.893

(57) Rob Wilson			
1	1:08.078	+7.576	13:55:09.036
2	1:05.011	+4.509	13:56:14.047
3	1:03.431	+2.929	13:57:17.478
4	1:00.969	+0.467	13:58:18.447
5	1:00.502		13:59:18.949
6	1:03.586	+3.084	14:00:22.535

Timekeeper:
 Race Director
 Weather / Track: Bright / Damp
 Results @ www.sportstimingservices.com





Thundersport GB Rounds 1 and 2

Sorted on Laps

RST Clothing Golden ERA Superbike

Brands Hatch 1.199 Miles

Race 15

03/03/2012 16:32

Race started at 16:32:56

Pos	No.	Name	Bike	CC	Laps	Total Tm	Diff	Gap	Best Tm	Best Speed	Avg. Speed	Start Pos
1	77	Lee Reveley	Aprilia	1000	12	10:30.697			51.508	83.801	82.126	0
2	6	Nick Williamson	Honda	1000	12	10:46.649	15.952	15.952	52.924	81.558	80.100	0
3	98	Darren Clarke	Kawasaki	750	12	10:47.798	17.101	1.149	52.908	81.583	79.958	0
4	40	Keith Smith	Aprilia	1000	12	10:49.968	19.271	2.170	53.004	81.435	79.691	0
5	64	Adam Palfreman	Honda	1000	12	11:05.702	35.005	15.734	54.314	79.471	77.808	0
6	4	Paul Baleta	Aprilia	1000	12	11:10.607	39.910	4.905	54.483	79.225	77.239	0
7	58	Michael Simmons	Yamaha	850	12	11:16.709	46.012	6.102	54.670	78.954	76.542	0
8	94	Phil Page	Kawasaki	750	12	11:17.017	46.320	0.308	54.317	79.467	76.507	0
9	57	Rob Wilson	Kawasaki	750	12	11:20.860	50.163	3.843	54.286	79.512	76.075	0
10	13	Richard Blunt	Suzuki	750	12	11:22.066	51.369	1.206	55.525	77.738	75.941	0
11	8	Dave Harnett	Yamaha	750	12	11:22.067	51.370	0.001	55.580	77.661	75.941	0
12	62	Jason Dixon	Suzuki	750	11	10:31.635	1 Lap	1 Lap	55.998	77.081	75.171	0
13	70	Andrew Dumbill	Aprilia	1000	11	10:31.928	1 Lap	0.293	55.179	78.225	75.136	0
14	22	Lee Powell	Aprilia	1000	11	10:36.624	1 Lap	4.696	56.430	76.491	74.581	0
15	31	Ed Godfrey	Suzuki	750	11	10:37.193	1 Lap	0.569	56.175	76.838	74.515	0
16	66	Paul Maxfield	Aprilia	1000	11	10:37.294	1 Lap	0.101	55.854	77.280	74.503	0
17	16	Craig Jeff	Kawasaki	750	11	10:46.808	1 Lap	9.514	57.067	75.637	73.407	0
18	44	Andrew Duncan	Aprilia	1000	11	10:51.550	1 Lap	4.742	57.426	75.165	72.873	0
Not classified												
DNF	36	Paul Willis	Aprilia	1000	9	7:57.605	DNF		52.007	82.997	81.338	0

Announcements

*** 10 second jump start penalty - No 57***

*** No Transponder - No 13 - please fit for tomorrows racing***

Margin of Victory	Avg. Speed	Best Lap Tm	Best Speed	Best Lap by
15.952	82.126	51.508	83.801	77 - Lee Reveley

Timekeeper:

Race Director

Weather / Track: Bright / Dry

Results @ www.sportstimingsservices.com





Thundersport GB Rounds 1 and 2

Lapchart

RST Clothing Golden ERA Superbike

Brands Hatch 1.199 Miles

Race 15

03/03/2012 16:32

Race started at 16:32:56

Competitors

Laps

	0	1	2	3	4	5	6	7	8	9	10	11	12
Nick Williamson (6)	1	6	6	36	36	36	36	77	77	77	77	77	77
Keith Smith (40)	2	40	36	6	77	77	77	36	36	36	6	6	6
Adam Palfreman (64)	3	64	40	77	6	6	6	6	6	6	40	40	98
Lee Reveley (77)	4	77	77	40	40	40	40	40	40	40	98	98	40
Darren Clarke (98)	5	98	64	98	98	98	98	98	98	98	64	64	64
Dave Harnett (8)	6	8	98	64	64	64	64	64	64	64	4	4	4
Michael Simmons (58)	7	58	8	8	4	4	4	4	4	4	57	57	57
Paul Maxfield (66)	8	66	13	4	8	57	57	57	57	57	58	58	58
Paul Willis (36)	9	36	58	57	57	8	8	58	58	58	94	94	94
Ed Godfrey (31)	10	31	4	58	58	58	8	8	94	94	8	8	8
Paul Baleta (4)	11	4	57	62	62	62	94	94	94	8	8	62	62
Craig Jeff (16)	12	16	31	94	94	94	62	62	62	62	70	70	
Jason Dixon (62)	13	62	62	31	22	22	22	22	70	70	22	22	
Andrew Duncan (44)	14	44	94	22	31	70	70	70	22	22	22	66	31
Rob Wilson (57)	15	57	22	66	70	31	31	31	66	66	66	31	66
Andrew Dumbill (70)	16	70	70	70	66	66	66	66	31	31	31	16	16
Lee Powell (22)	17	22	16	44	16	16	16	16	16	16	44	44	
Phil Page (94)	18	94	66	16	44	44	44	44	44	44	13		
Richard Blunt (13)	19	13	44	13	13	13	13	13	13	13			

Timekeeper:

Race Director

Weather / Track:

Results @ www.sportstimeservices.com

Printed: 03/03/2012 16:46:05





Thundersport GB Rounds 1 and 2

RST Clothing Golden ERA Superbike

Brands Hatch 1.199 Miles

Race 15

03/03/2012 16:32

Race started at 16:32:56

Lap	Lap Tm	Diff	Time of Day
(77) Lee Reveley			
1	56.968	+5.460	16:33:55.944
2	53.478	+1.970	16:34:49.422
3	52.622	+1.114	16:35:42.044
4	51.669	+0.161	16:36:33.713
5	51.974	+0.466	16:37:25.687
6	51.597	+0.089	16:38:17.284
7	51.611	+0.103	16:39:08.895
8	51.562	+0.054	16:40:00.457
9	51.576	+0.068	16:40:52.033
10	51.508		16:41:43.541
11	51.588	+0.080	16:42:35.129
12	51.947	+0.439	16:43:27.076

(6) Nick Williamson			
1	56.681	+3.757	16:33:55.278
2	53.948	+1.024	16:34:49.226
3	53.624	+0.700	16:35:42.850
4	53.377	+0.453	16:36:36.227
5	53.389	+0.465	16:37:29.616
6	53.153	+0.229	16:38:22.769
7	53.918	+0.994	16:39:16.687
8	53.410	+0.486	16:40:10.097
9	53.350	+0.426	16:41:03.447
10	53.133	+0.209	16:41:56.580
11	52.924		16:42:49.504
12	53.524	+0.600	16:43:43.028

(98) Darren Clarke			
1	58.365	+5.457	16:33:57.394
2	54.570	+1.662	16:34:51.964
3	53.275	+0.367	16:35:45.239
4	53.217	+0.309	16:36:38.456
5	53.326	+0.418	16:37:31.782
6	53.283	+0.375	16:38:25.065
7	53.101	+0.193	16:39:18.166
8	53.178	+0.270	16:40:11.344
9	53.005	+0.097	16:41:04.349
10	52.908		16:41:57.257
11	53.431	+0.523	16:42:50.688
12	53.489	+0.581	16:43:44.177

(40) Keith Smith			
1	57.186	+4.182	16:33:55.874
2	54.119	+1.115	16:34:49.993
3	53.294	+0.290	16:35:43.287
4	53.270	+0.266	16:36:36.557
5	53.158	+0.154	16:37:29.715
6	53.183	+0.179	16:38:22.898
7	54.022	+1.018	16:39:16.920
8	53.389	+0.385	16:40:10.309
9	53.418	+0.414	16:41:03.727
10	53.017	+0.013	16:41:56.744
11	53.004		16:42:49.748
12	56.599	+3.595	16:43:46.347

(64) Adam Palfreman			
1	58.012	+3.698	16:33:56.940
2	55.864	+1.550	16:34:52.804
3	55.150	+0.836	16:35:47.954

4	54.934	+0.620	16:36:42.888
5	55.202	+0.888	16:37:38.090
6	55.293	+0.979	16:38:33.383
7	54.996	+0.682	16:39:28.379
8	54.772	+0.458	16:40:23.151
9	54.807	+0.493	16:41:17.958
10	54.838	+0.524	16:42:12.796
11	54.314		16:43:07.110
12	54.971	+0.657	16:44:02.081

(4) Paul Baleta			
1	59.751	+5.268	16:33:59.665
2	56.524	+2.041	16:34:56.189
3	55.799	+1.316	16:35:51.988
4	55.305	+0.822	16:36:47.293
5	55.510	+1.027	16:37:42.803
6	54.579	+0.096	16:38:37.382
7	55.302	+0.819	16:39:32.684
8	54.879	+0.396	16:40:27.563
9	54.798	+0.315	16:41:22.361
10	55.102	+0.619	16:42:17.463
11	55.040	+0.557	16:43:12.503
12	54.483		16:44:06.986

(58) Michael Simmons			
1	59.944	+5.274	16:33:59.220
2	57.647	+2.977	16:34:56.867
3	56.522	+1.852	16:35:53.389
4	56.385	+1.715	16:36:49.774
5	56.501	+1.831	16:37:46.275
6	55.550	+0.880	16:38:41.825
7	55.681	+1.011	16:39:37.506
8	55.668	+0.998	16:40:33.174
9	55.312	+0.642	16:41:28.486
10	55.262	+0.592	16:42:23.748
11	54.670		16:43:18.418
12	54.670		16:44:13.088

(94) Phil Page			
1	1:00.412	+6.095	16:34:00.744
2	57.462	+3.145	16:34:58.206
3	56.223	+1.906	16:35:54.429
4	55.666	+1.349	16:36:50.095
5	56.509	+2.192	16:37:46.604
6	55.625	+1.308	16:38:42.229
7	55.927	+1.610	16:39:38.156
8	55.613	+1.296	16:40:33.769
9	54.969	+0.652	16:41:28.738
10	55.612	+1.295	16:42:24.350
11	54.729	+0.412	16:43:19.079
12	54.317		16:44:13.396

(57) Rob Wilson			
1	59.729	+5.443	16:33:59.903
2	56.720	+2.434	16:34:56.623
3	56.363	+2.077	16:35:52.986
4	55.048	+0.762	16:36:48.034
5	55.324	+1.038	16:37:43.358
6	55.129	+0.843	16:38:38.487
7	54.720	+0.434	16:39:33.207
8	54.873	+0.587	16:40:28.080

9	54.924	+0.638	16:41:23.004
10	54.801	+0.515	16:42:17.805
11	55.148	+0.862	16:43:12.953
12	54.286		16:44:07.239

(13) Richard Blunt			
1	30.018	-25.507	16:33:58.921
2	1:54.467	+58.942	16:35:53.388
3	55.978	+0.453	16:36:49.366
4	1:53.319	+57.794	16:38:42.685
5	55.944	+0.419	16:39:38.629
6	55.525		16:40:34.154
7	56.543	+1.018	16:41:30.697
8	55.997	+0.472	16:42:26.694
9	55.910	+0.385	16:43:22.604
10	55.841	+0.316	16:44:18.445

(8) Dave Harnett			
1	59.311	+3.731	16:33:58.347
2	56.780	+1.200	16:34:55.127
3	57.381	+1.801	16:35:52.508
4	56.650	+1.070	16:36:49.158
5	57.001	+1.421	16:37:46.159
6	55.989	+0.409	16:38:42.148
7	55.891	+0.311	16:39:38.039
8	55.954	+0.374	16:40:33.993
9	55.858	+0.278	16:41:29.851
10	55.580		16:42:25.431
11	56.705	+1.125	16:43:22.136
12	56.310	+0.730	16:44:18.446

(62) Jason Dixon			
1	1:00.658	+4.660	16:34:00.634
2	56.597	+0.599	16:34:57.231
3	56.314	+0.316	16:35:53.545
4	56.445	+0.447	16:36:49.990
5	57.035	+1.037	16:37:47.025
6	56.190	+0.192	16:38:43.215
7	55.998		16:39:39.213
8	58.205	+2.207	16:40:37.418
9	57.512	+1.514	16:41:34.930
10	56.939	+0.941	16:42:31.869
11	56.145	+0.147	16:43:28.014

(70) Andrew Dumbill			
1	1:01.984	+6.805	16:34:02.174
2	58.454	+3.275	16:35:00.628
3	57.518	+2.339	16:35:58.146
4	56.811	+1.632	16:36:54.957
5	56.604	+1.425	16:37:51.561
6	56.725	+1.546	16:38:48.286
7	55.179		16:39:43.465
8	55.206	+0.027	16:40:38.671
9	57.845	+2.666	16:41:36.516
10	55.915	+0.736	16:42:32.431
11	55.876	+0.697	16:43:28.307

(22) Lee Powell			
1	1:01.716	+5.286	16:34:01.975
2	58.172	+1.742	16:35:00.147
3	57.686	+1.256	16:35:57.833

Timekeeper:


Race Director

Weather / Track: Bright / Dry

Results @ www.sportstimingservices.com

Printed: 03/03/2012 16:45:46





Thundersport GB Rounds 1 and 2

RST Clothing Golden ERA Superbike

Brands Hatch 1.199 Miles

Race 15

03/03/2012 16:32

Race started at 16:32:56

Lap	Lap Tm	Diff	Time of Day
4	56.904	+0.474	16:36:54.737
5	56.789	+0.359	16:37:51.526
6	56.555	+0.125	16:38:48.081
7	56.430		16:39:44.511
8	57.393	+0.963	16:40:41.904
9	56.928	+0.498	16:41:38.832
10	57.085	+0.655	16:42:35.917
11	57.086	+0.656	16:43:33.003

(31) Ed Godfrey

1	1:00.885	+4.710	16:34:00.560
2	59.127	+2.952	16:34:59.687
3	58.296	+2.121	16:35:57.983
4	58.085	+1.910	16:36:56.068
5	57.358	+1.183	16:37:53.426
6	57.055	+0.880	16:38:50.481
7	57.182	+1.007	16:39:47.663
8	57.131	+0.956	16:40:44.794
9	56.259	+0.084	16:41:41.053
10	56.175		16:42:37.228
11	56.344	+0.169	16:43:33.572

(66) Paul Maxfield

1	1:03.380	+7.526	16:34:02.735
2	57.688	+1.834	16:35:00.423
3	58.116	+2.262	16:35:58.539
4	57.831	+1.977	16:36:56.370
5	57.345	+1.491	16:37:53.715
6	56.869	+1.015	16:38:50.584
7	55.854		16:39:46.438
8	56.448	+0.594	16:40:42.886
9	56.259	+0.405	16:41:39.145
10	57.551	+1.697	16:42:36.696
11	56.977	+1.123	16:43:33.673

(16) Craig Jeff

1	1:02.620	+5.553	16:34:02.581
2	1:00.672	+3.605	16:35:03.253
3	58.561	+1.494	16:36:01.814
4	58.185	+1.118	16:36:59.999
5	58.023	+0.956	16:37:58.022
6	57.915	+0.848	16:38:55.937
7	57.609	+0.542	16:39:53.546
8	57.309	+0.242	16:40:50.855
9	57.067		16:41:47.922
10	57.958	+0.891	16:42:45.880
11	57.307	+0.240	16:43:43.187

(44) Andrew Duncan

1	1:03.288	+5.862	16:34:03.401
2	59.661	+2.235	16:35:03.062
3	59.776	+2.350	16:36:02.838
4	58.772	+1.346	16:37:01.610
5	58.266	+0.840	16:37:59.876
6	57.673	+0.247	16:38:57.549
7	57.517	+0.091	16:39:55.066
8	57.426		16:40:52.492
9	58.670	+1.244	16:41:51.162
10	58.204	+0.778	16:42:49.366
11	58.563	+1.137	16:43:47.929

Lap	Lap Tm	Diff	Time of Day
(36) Paul Willis			
1	56.060	+4.053	16:33:55.496
2	52.783	+0.776	16:34:48.279
3	52.631	+0.624	16:35:40.910
4	52.566	+0.559	16:36:33.476
5	52.201	+0.194	16:37:25.677
6	52.096	+0.089	16:38:17.773
7	52.013	+0.006	16:39:09.786
8	52.191	+0.184	16:40:01.977
9	52.007		16:40:53.984

Lap	Lap Tm	Diff	Time of Day
-----	--------	------	-------------

Timekeeper:

Race Director

Weather / Track: Bright / Dry

Results @ www.sportstimingservices.com






Thundersport GB Rounds 1 and 2

RST Clothing Golden ERA Superbike
 Race 5 & 18 - Starting Grid Sunday
 Race

Brands Hatch 1.199 Miles
 04/03/2012



POLE POSITION

	1	2	3	4
1	77 Lee Reveley 51.508	36 Paul Willis 52.007	98 Darren Clarke 52.908	6 Nick Williamson 52.924
2	40 Keith Smith 53.004	57 Rob Wilson 54.286	64 Adam Palfreman 54.314	94 Phil Page 54.317
3	4 Paul Baleta 54.483	58 M. Simmons 54.670	70 Andrew Dumbill 55.179	13 Richard Blunt 55.525
4	8 Dave Harnett 55.580	66 Paul Maxfield 55.854	62 Jason Dixon 55.998	31 Ed Godfrey 56.175
5	22 Lee Powell 56.430	16 Craig Jeff 57.067	44 Andrew Duncan 57.426	12 Tony Rainford 1:01.460

Timekeeper:
 Race Director
 Weather / Track:
 Results @ www.sportstimeservices.com
 Printed: 03/03/2012 17:12:57





Thundersport GB Rounds 1 and 2

Sorted on Best Lap time

Golden Era

Brands Hatch 1.199 Miles

Warmup

04/03/2012 10:41

Practice started at 10:41:02

Pos	No.	Name	Bike	CC	Best Tm	Best Speed	Gap	Diff	In Lap	2nd Best
1	77	Lee Reveley	Aprilia	1000	1:01.026	70.731			8	1:02.098
2	98	Darren Clarke	Kawasaki	750	1:01.091	70.655	0.065	0.065	7	1:03.542
3	36	Paul Willis	Aprilia	1000	1:02.020	69.597	0.929	0.994	8	1:02.744
4	13	Richard Blunt	Suzuki	750	1:02.429	69.141	0.409	1.403	5	1:02.447
5	40	Keith Smith	Aprilia	1000	1:03.254	68.239	0.825	2.228	6	1:04.628
6	58	Michael Simmons	Yamaha	850	1:04.022	67.421	0.768	2.996	6	1:04.440
7	22	Lee Powell	Aprilia	1000	1:06.227	65.176	2.205	5.201	8	1:06.377
8	16	Craig Jeff	Kawasaki	750	1:06.644	64.768	0.417	5.618	7	1:07.641
9	62	Jason Dixon	Suzuki	750	1:08.698	62.832	2.054	7.672	7	1:09.231
10	94	Phil Page	Kawasaki	750	1:11.484	60.383	2.786	10.458	6	1:12.455
11	44	Andrew Duncan	Aprilia	1000	1:12.204	59.781	0.720	11.178	6	1:13.335
12	70	Andrew Dumbill	Aprilia	1000	1:12.533	59.509	0.329	11.507	6	1:12.647

Announcements

*** No Transponder - No 8 (Golden Era)***

Timekeeper:


Race Director

Weather / Track: Raining / Wet

Results @ www.sportstimingsservices.com

Printed: 04/03/2012 10:52:21





Thundersport GB Rounds 1 and 2

Sorted on Laps

RST Clothing Golden ERA Superbike

Brands Hatch 1.199 Miles

Race 5

04/03/2012 12:41

Race started at 12:41:00

Pos	No.	Name	Bike	CC	Laps	Total Tm	Diff	Gap	Best Tm	Best Speed	Avg. Speed	Start Pos
1	36	Paul Willis	Aprilia	1000	12	11:51.696			57.259	75.384	72.779	2
2	77	Lee Reveley	Aprilia	1000	12	11:52.477	0.781	0.781	57.853	74.610	72.700	1
3	98	Darren Clarke	Kawasaki	750	12	11:56.777	5.081	4.300	57.838	74.629	72.263	3
4	40	Keith Smith	Aprilia	1000	12	12:04.780	13.084	8.003	58.776	73.438	71.466	5
5	13	Richard Blunt	Suzuki	750	12	12:09.284	17.588	4.504	59.295	72.795	71.024	12
6	6	Nick Williamson	Honda	1000	12	12:29.731	38.035	20.447	1:00.647	71.173	69.087	4
7	62	Jason Dixon	Suzuki	750	12	12:36.836	45.140	7.105	1:01.954	69.671	68.439	15
8	8	Dave Harnett	Yamaha	750	12	12:37.195	45.499	0.359	1:01.222	70.504	68.406	13
9	57	Rob Wilson	Kawasaki	750	12	12:55.247	1:03.551	18.052	1:02.843	68.685	66.813	6
10	16	Craig Jeff	Kawasaki	750	11	12:17.369	1 Lap	1 Lap	1:03.064	68.445	64.392	18
11	44	Andrew Duncan	Aprilia	1000	11	12:41.717	1 Lap	24.348	1:07.067	64.360	62.333	19
12	94	Phil Page	Kawasaki	750	11	12:43.239	1 Lap	1.522	1:07.942	63.531	62.209	8

Not classified

DNF	22	Lee Powell	Aprilia	1000	8	8:35.837	DNF		1:02.117	69.488	66.942	17
DNF	70	Andrew Dumbill	Aprilia	1000	3	3:30.715	DNF		1:07.874	63.594	61.454	11

Margin of Victory	Avg. Speed	Best Lap Tm	Best Speed	Best Lap by
0.781	72.779	57.259	75.384	36 - Paul Willis

Timekeeper:

Race Director

Weather / Track: Raining / Wet

Results @ www.sportstimingsservices.com





Thundersport GB Rounds 1 and 2

Lapchart

RST Clothing Golden ERA Superbike

Brands Hatch 1.199 Miles

Race 5

04/03/2012 12:41

Race started at 12:41:00

Competitors

Laps

	0	1	2	3	4	5	6	7	8	9	10	11	12
Lee Reveley (77)	1	77	40	40	40	40	40	77	77	36	36	36	36
Paul Willis (36)	2	36	77	77	77	77	77	40	36	77	77	77	77
Darren Clarke (98)	3	98	36	36	98	98	98	98	36	40	98	98	98
Nick Williamson (6)	4	6	98	98	36	36	36	98	98	40	40	40	40
Keith Smith (40)	5	40	13	13	13	13	13	13	13	13	13	13	13
Rob Wilson (57)	6	57	8	8	6	6	6	6	6	6	6	6	6
Phil Page (94)	7	94	6	6	8	8	62	62	62	62	62	62	62
Richard Blunt (13)	8	13	62	62	62	62	8	8	8	8	8	8	8
Andrew Dumbill (70)	9	70	57	57	57	57	57	57	22	57	57	57	57
Dave Harnett (8)	10	8	16	16	16	16	16	22	22	57	16	16	16
Lee Powell (22)	11	22	22	22	22	22	16	16	16	94	94	44	
Jason Dixon (62)	12	62	70	70	70	94	94	94	94	94	44	44	94
Craig Jeff (16)	13	16	94	94	94	44	44	44	44	44			
Andrew Duncan (44)	14	44	44	44	44								

Timekeeper:

Race Director

Weather / Track: Raining / Wet

Results @ www.sportstimeservices.com

Printed: 04/03/2012 12:57:15





Thundersport GB Rounds 1 and 2

RST Clothing Golden ERA Superbike

Brands Hatch 1.199 Miles

Race 5

04/03/2012 12:41

Race started at 12:41:00

Lap	Lap Tm	Diff	Time of Day
(36) Paul Willis			
1	1:02.907	+5.648	12:42:06.364
2	1:00.543	+3.284	12:43:06.907
3	59.963	+2.704	12:44:06.870
4	59.727	+2.468	12:45:06.597
5	59.026	+1.767	12:46:05.623
6	58.830	+1.571	12:47:04.453
7	58.040	+0.781	12:48:02.493
8	58.528	+1.269	12:49:01.021
9	57.259		12:49:58.280
10	58.507	+1.248	12:50:56.787
11	57.582	+0.323	12:51:54.369
12	58.118	+0.859	12:52:52.487

Lap	Lap Tm	Diff	Time of Day
(77) Lee Reveley			
1	1:01.444	+3.591	12:42:04.571
2	1:00.236	+2.383	12:43:04.807
3	58.784	+0.931	12:44:03.591
4	59.136	+1.283	12:45:02.727
5	1:00.142	+2.289	12:46:02.869
6	59.495	+1.642	12:47:02.364
7	59.236	+1.383	12:48:01.600
8	59.376	+1.523	12:49:00.976
9	57.853		12:49:58.829
10	58.218	+0.365	12:50:57.047
11	58.166	+0.313	12:51:55.213
12	58.055	+0.202	12:52:53.268

Lap	Lap Tm	Diff	Time of Day
(98) Darren Clarke			
1	1:03.590	+5.752	12:42:07.099
2	59.833	+1.995	12:43:06.932
3	58.821	+0.983	12:44:05.753
4	59.286	+1.448	12:45:05.039
5	59.975	+2.137	12:46:05.014
6	59.396	+1.558	12:47:04.410
7	59.290	+1.452	12:48:03.700
8	58.999	+1.161	12:49:02.699
9	57.838		12:50:00.537
10	59.707	+1.869	12:51:00.244
11	58.658	+0.820	12:51:58.902
12	58.666	+0.828	12:52:57.568

Lap	Lap Tm	Diff	Time of Day
(40) Keith Smith			
1	1:00.459	+1.683	12:42:04.164
2	59.981	+1.205	12:43:04.145
3	58.776		12:44:02.921
4	59.532	+0.756	12:45:02.453
5	59.803	+1.027	12:46:02.256
6	59.827	+1.051	12:47:02.083
7	1:00.081	+1.305	12:48:02.164
8	1:00.207	+1.431	12:49:02.371
9	59.937	+1.161	12:50:02.308
10	1:01.129	+2.353	12:51:03.437
11	1:00.950	+2.174	12:52:04.387
12	1:01.184	+2.408	12:53:05.571

Lap	Lap Tm	Diff	Time of Day
(13) Richard Blunt			
1	1:04.254	+4.959	12:42:08.332
2	1:00.229	+0.934	12:43:08.561
3	59.730	+0.435	12:44:08.291

Lap	Lap Tm	Diff	Time of Day
4	59.295		12:45:07.586
5	1:00.344	+1.049	12:46:07.930
6	59.400	+0.105	12:47:07.330
7	1:00.241	+0.946	12:48:07.571
8	1:00.706	+1.411	12:49:08.277
9	1:00.244	+0.949	12:50:08.521
10	1:00.480	+1.185	12:51:09.001
11	1:00.897	+1.602	12:52:09.898
12	1:00.177	+0.882	12:53:10.075

Lap	Lap Tm	Diff	Time of Day
(6) Nick Williamson			
1	1:05.829	+5.182	12:42:09.394
2	1:03.230	+2.583	12:43:12.624
3	1:02.127	+1.480	12:44:14.751
4	1:01.188	+0.541	12:45:15.939
5	1:00.647		12:46:16.586
6	1:01.764	+1.117	12:47:18.350
7	1:02.192	+1.545	12:48:20.542
8	1:02.003	+1.356	12:49:22.545
9	1:01.233	+0.586	12:50:23.778
10	1:03.652	+3.005	12:51:27.430
11	1:02.010	+1.363	12:52:29.440
12	1:01.082	+0.435	12:53:30.522

Lap	Lap Tm	Diff	Time of Day
(62) Jason Dixon			
1	1:06.139	+4.185	12:42:11.011
2	1:02.205	+0.251	12:43:13.216
3	1:02.374	+0.420	12:44:15.590
4	1:02.654	+0.700	12:45:18.244
5	1:02.781	+0.827	12:46:21.025
6	1:03.069	+1.115	12:47:24.094
7	1:01.992	+0.038	12:48:26.086
8	1:01.954		12:49:28.040
9	1:02.610	+0.656	12:50:30.650
10	1:02.078	+0.124	12:51:32.728
11	1:02.574	+0.620	12:52:35.302
12	1:02.325	+0.371	12:53:37.627

Lap	Lap Tm	Diff	Time of Day
(8) Dave Harnett			
1	1:04.343	+3.121	12:42:08.702
2	1:02.955	+1.733	12:43:11.657
3	1:03.526	+2.304	12:44:15.183
4	1:02.789	+1.567	12:45:17.972
5	1:03.809	+2.587	12:46:21.781
6	1:03.032	+1.810	12:47:24.813
7	1:01.898	+0.676	12:48:26.711
8	1:03.032	+1.810	12:49:29.743
9	1:01.222		12:50:30.965
10	1:02.551	+1.329	12:51:33.516
11	1:02.402	+1.180	12:52:35.918
12	1:02.068	+0.846	12:53:37.986

Lap	Lap Tm	Diff	Time of Day
(57) Rob Wilson			
1	1:07.109	+4.266	12:42:11.070
2	1:04.099	+1.256	12:43:15.169
3	1:02.843		12:44:18.012
4	1:03.629	+0.786	12:45:21.641
5	1:03.885	+1.042	12:46:25.526
6	1:03.985	+1.142	12:47:29.511
7	1:03.943	+1.100	12:48:33.454
8	1:04.140	+1.297	12:49:37.594

Lap	Lap Tm	Diff	Time of Day
9	1:04.040	+1.197	12:50:41.634
10	1:04.286	+1.443	12:51:45.920
11	1:03.913	+1.070	12:52:49.833
12	1:06.205	+3.362	12:53:56.038

Lap	Lap Tm	Diff	Time of Day
(16) Craig Jeff			
1	1:06.206	+3.142	12:42:11.095
2	1:04.529	+1.465	12:43:15.624
3	1:03.064		12:44:18.688
4	1:03.815	+0.751	12:45:22.503
5	1:04.255	+1.191	12:46:26.758
6	1:17.089	+14.025	12:47:43.847
7	1:07.444	+4.380	12:48:51.291
8	1:05.254	+2.190	12:49:56.545
9	1:07.082	+4.018	12:51:03.627
10	1:07.046	+3.982	12:52:10.673
11	1:07.487	+4.423	12:53:18.160

Lap	Lap Tm	Diff	Time of Day
(44) Andrew Duncan			
1	1:11.547	+4.480	12:42:16.741
2	1:10.015	+2.948	12:43:26.756
3	1:10.418	+3.351	12:44:37.174
4	1:10.366	+3.299	12:45:47.540
5	1:08.070	+1.003	12:46:55.610
6	1:08.140	+1.073	12:48:03.750
7	1:08.231	+1.164	12:49:11.981
8	1:07.067		12:50:19.048
9	1:08.342	+1.275	12:51:27.390
10	1:07.447	+0.380	12:52:34.837
11	1:07.671	+0.604	12:53:42.508

Lap	Lap Tm	Diff	Time of Day
(94) Phil Page			
1	1:12.383	+4.441	12:42:16.415
2	1:08.141	+0.199	12:43:24.556
3	1:08.354	+0.412	12:44:32.910
4	1:08.166	+0.224	12:45:41.076
5	1:08.501	+0.559	12:46:49.577
6	1:08.263	+0.321	12:47:57.840
7	1:07.942		12:49:05.782
8	1:08.468	+0.526	12:50:14.250
9	1:10.098	+2.156	12:51:24.348
10	1:08.993	+1.051	12:52:33.341
11	1:10.689	+2.747	12:53:44.030

Lap	Lap Tm	Diff	Time of Day
(22) Lee Powell			
1	1:07.526	+5.409	12:42:12.269
2	1:04.490	+2.373	12:43:16.759
3	1:03.547	+1.430	12:44:20.306
4	1:02.745	+0.628	12:45:23.051
5	1:04.069	+1.952	12:46:27.120
6	1:02.993	+0.876	12:47:30.113
7	1:04.398	+2.281	12:48:34.511
8	1:02.117		12:49:36.628

Lap	Lap Tm	Diff	Time of Day
(70) Andrew Dumbill			
1	1:10.232	+2.358	12:42:14.537
2	1:09.095	+1.221	12:43:23.632
3	1:07.874		12:44:31.506

Timekeeper:

Race Director

Weather / Track: Raining / Wet

Results @ www.sportstimingservices.com

Printed: 04/03/2012 12:56:47





Thundersport GB Rounds 1 and 2

Sorted on Laps

RST Clothing Golden ERA Superbike

Brands Hatch 1.199 Miles

Race 14

04/03/2012 16:12

Race started at 16:12:53

Pos	No.	Name	Bike	CC	Laps	Total Tm	Diff	Gap	Best Tm	Best Speed	Avg. Speed	Start Pos
1	36	Paul Willis	Aprilia	1000	10	10:11.573			59.296	72.794	70.579	0
2	13	Richard Blunt	Suzuki	750	10	10:20.382	8.809	8.809	1:00.423	71.436	69.576	0
3	77	Lee Reveley	Aprilia	1000	10	10:20.635	9.062	0.253	1:00.269	71.619	69.548	0
4	98	Darren Clarke	Kawasaki	750	10	10:36.947	25.374	16.312	1:02.330	69.251	67.767	0
5	62	Jason Dixon	Suzuki	750	10	10:39.185	27.612	2.238	1:02.590	68.963	67.530	0
6	8	Dave Harnett	Yamaha	750	10	10:56.451	44.878	17.266	1:03.878	67.573	65.754	0
7	31	Ed Godfrey	Suzuki	750	9	10:13.208	1 Lap	1 Lap	1:05.818	65.581	63.351	0
8	57	Rob Wilson	Kawasaki	750	9	10:16.322	1 Lap	3.114	1:07.123	64.306	63.031	0
9	70	Andrew Dumbill	Aprilia	1000	9	10:50.589	1 Lap	34.267	1:10.583	61.154	59.711	0
10	44	Andrew Duncan	Aprilia	1000	9	11:08.328	1 Lap	17.739	1:12.191	59.791	58.127	0
11	94	Phil Page	Kawasaki	750	9	11:18.221	1 Lap	9.893	1:12.145	59.830	57.279	0

Not classified

DNF	6	Nick Williamson	Honda	1000	9	9:12.241	DNF		1:00.239	71.655	70.345	0
DNF	40	Keith Smith	Aprilia	1000	4	4:20.085	DNF		1:02.680	68.864	66.384	0

Announcements

*** No Transponder - No 13***

Margin of Victory	Avg. Speed	Best Lap Tm	Best Speed	Best Lap by
8.809	70.579	59.296	72.794	36 - Paul Willis

Timekeeper:

Race Director

Weather / Track: Raining / Wet

Results @ www.sportstimingsservices.com

Printed: 04/03/2012 16:25:02





Thundersport GB Rounds 1 and 2

Lapchart

RST Clothing Golden ERA Superbike

Brands Hatch 1.199 Miles

Race 14

04/03/2012 16:12

Race started at 16:12:53

Competitors

Laps

	0	1	2	3	4	5	6	7	8	9	10
Lee Reveley (77)	77	6	6	6	6	6	6	6	6	36	36
Nick Williamson (6)	6	40	40	36	36	36	36	36	36	6	13
Paul Willis (36)	36	13	36	13	13	13	77	77	77	77	77
Darren Clarke (98)	98	36	13	77	77	77	13	13	13	13	98
Keith Smith (40)	40	62	77	40	98	98	98	98	98	98	62
Rob Wilson (57)	57	8	62	62	62	62	62	62	62	62	8
Phil Page (94)	94	77	8	98	40	8	8	8	8	8	8
Dave Harnett (8)	8	98	98	8	8	57	57	31	31	31	31
Andrew Dumbill (70)	70	57	57	57	57	31	31	57	57	57	57
Jason Dixon (62)	62	70	31	31	31	70	70	70	70	70	70
Andrew Duncan (44)	44	31	70	70	70	94	94	44	44	44	44
Ed Godfrey (31)	31	44	94	94	94	44	44	94	94	94	94
Richard Blunt (13)	13	94	44	44	44						

Timekeeper:

Race Director

Weather / Track: Raining / Wet

Results @ www.sportstimeservices.com

Printed: 04/03/2012 16:27:41





Thundersport GB Rounds 1 and 2

RST Clothing Golden ERA Superbike

Brands Hatch 1.199 Miles

Race 14

04/03/2012 16:12

Race started at 16:12:53

Lap	Lap Tm	Diff	Time of Day
(36) Paul Willis			
1	1:04.638	+5.342	16:14:00.712
2	1:02.132	+2.836	16:15:02.844
3	1:01.389	+2.093	16:16:04.233
4	1:00.721	+1.425	16:17:04.954
5	59.816	+0.520	16:18:04.770
6	1:00.713	+1.417	16:19:05.483
7	59.894	+0.598	16:20:05.377
8	1:00.056	+0.760	16:21:05.433
9	59.296		16:22:04.729
10	1:00.176	+0.880	16:23:04.905

Lap	Lap Tm	Diff	Time of Day
(13) Richard Blunt			
1	38.884	-21.539	16:14:00.451
2	1:02.908	+2.484	16:15:03.359
3	1:02.243	+1.819	16:16:05.602
4	1:01.813	+1.389	16:17:07.415
5	1:01.367	+0.943	16:18:08.782
6	1:01.468	+1.044	16:19:10.250
7	1:01.278	+0.854	16:20:11.528
8	1:01.108	+0.684	16:21:12.636
9	1:00.654	+0.231	16:22:13.291
10	1:00.423		16:23:13.714

Lap	Lap Tm	Diff	Time of Day
(77) Lee Reveley			
1	1:07.517	+7.248	16:14:03.399
2	1:02.942	+2.673	16:15:06.341
3	1:01.216	+0.947	16:16:07.557
4	1:01.090	+0.821	16:17:08.647
5	1:00.269		16:18:08.916
6	1:00.914	+0.645	16:19:09.830
7	1:01.113	+0.844	16:20:10.943
8	1:01.365	+1.096	16:21:12.308
9	1:00.911	+0.642	16:22:13.219
10	1:00.748	+0.479	16:23:13.967

Lap	Lap Tm	Diff	Time of Day
(98) Darren Clarke			
1	1:08.037	+5.707	16:14:04.288
2	1:03.062	+0.732	16:15:07.350
3	1:03.456	+1.126	16:16:10.806
4	1:02.330		16:17:13.136
5	1:03.578	+1.248	16:18:16.714
6	1:02.484	+0.154	16:19:19.198
7	1:02.598	+0.268	16:20:21.796
8	1:03.256	+0.926	16:21:25.052
9	1:02.628	+0.298	16:22:27.680
10	1:02.599	+0.269	16:23:30.279

Lap	Lap Tm	Diff	Time of Day
(62) Jason Dixon			
1	1:05.658	+3.068	16:14:02.915
2	1:04.015	+1.425	16:15:06.930
3	1:03.609	+1.019	16:16:10.539
4	1:02.785	+0.195	16:17:13.324
5	1:03.791	+1.201	16:18:17.115
6	1:02.820	+0.230	16:19:19.935
7	1:02.590		16:20:22.525
8	1:02.862	+0.272	16:21:25.387
9	1:02.996	+0.406	16:22:28.383
10	1:04.134	+1.544	16:23:32.517

Lap	Lap Tm	Diff	Time of Day
(8) Dave Harnett			
1	1:06.348	+2.470	16:14:02.960
2	1:04.346	+0.468	16:15:07.306
3	1:03.878		16:16:11.184
4	1:04.159	+0.281	16:17:15.343
5	1:05.293	+1.415	16:18:20.636
6	1:05.208	+1.330	16:19:25.844
7	1:05.868	+1.990	16:20:31.712
8	1:05.887	+2.009	16:21:37.599
9	1:06.289	+2.411	16:22:43.888
10	1:05.895	+2.017	16:23:49.783

Lap	Lap Tm	Diff	Time of Day
(31) Ed Godfrey			
1	1:11.425	+5.607	16:14:09.278
2	1:09.693	+3.875	16:15:18.971
3	1:07.965	+2.147	16:16:26.936
4	1:05.983	+0.165	16:17:32.919
5	1:06.039	+0.221	16:18:38.958
6	1:05.818		16:19:44.776
7	1:07.325	+1.507	16:20:52.101
8	1:07.440	+1.622	16:21:59.541
9	1:06.999	+1.181	16:23:06.540

Lap	Lap Tm	Diff	Time of Day
(57) Rob Wilson			
1	1:10.099	+2.976	16:14:06.545
2	1:07.398	+0.275	16:15:13.943
3	1:07.123		16:16:21.066
4	1:08.097	+0.974	16:17:29.163
5	1:08.226	+1.103	16:18:37.389
6	1:07.229	+0.106	16:19:44.618
7	1:09.387	+2.264	16:20:54.005
8	1:07.991	+0.868	16:22:01.996
9	1:07.658	+0.535	16:23:09.654

Lap	Lap Tm	Diff	Time of Day
(70) Andrew Dumbill			
1	1:11.420	+0.837	16:14:08.217
2	1:10.807	+0.224	16:15:19.024
3	1:12.795	+2.212	16:16:31.819
4	1:12.379	+1.796	16:17:44.198
5	1:12.068	+1.485	16:18:56.266
6	1:10.583		16:20:06.849
7	1:11.409	+0.826	16:21:18.258
8	1:10.945	+0.362	16:22:29.203
9	1:14.718	+4.135	16:23:43.921

Lap	Lap Tm	Diff	Time of Day
(44) Andrew Duncan			
1	1:13.783	+1.592	16:14:11.137
2	1:16.949	+4.758	16:15:28.086
3	1:14.165	+1.974	16:16:42.251
4	1:13.593	+1.402	16:17:55.844
5	1:14.184	+1.993	16:19:10.028
6	1:13.122	+0.931	16:20:23.150
7	1:13.680	+1.489	16:21:36.830
8	1:12.191		16:22:49.021
9	1:12.639	+0.448	16:24:01.660

Lap	Lap Tm	Diff	Time of Day
(94) Phil Page			
1	1:16.317	+4.172	16:14:12.922
2	1:14.518	+2.373	16:15:27.440
3	1:13.637	+1.492	16:16:41.077
4	1:12.610	+0.465	16:17:53.687

Lap	Lap Tm	Diff	Time of Day
5	1:12.145		16:19:05.832
6	1:14.005	+1.860	16:20:19.837
7	1:18.540	+6.395	16:21:38.377
8	1:17.208	+5.063	16:22:55.585
9	1:15.968	+3.823	16:24:11.553

Lap	Lap Tm	Diff	Time of Day
(6) Nick Williamson			
1	1:03.701	+3.462	16:13:59.656
2	1:01.633	+1.394	16:15:01.289
3	1:01.041	+0.802	16:16:02.330
4	1:00.572	+0.333	16:17:02.902
5	1:00.556	+0.317	16:18:03.458
6	1:00.697	+0.458	16:19:04.155
7	1:00.820	+0.581	16:20:04.975
8	1:00.359	+0.120	16:21:05.334
9	1:00.239		16:22:05.573

Lap	Lap Tm	Diff	Time of Day
(40) Keith Smith			
1	1:03.747	+1.067	16:14:00.060
2	1:02.680		16:15:02.740
3	1:04.859	+2.179	16:16:07.599
4	1:05.818	+3.138	16:17:13.417

Timekeeper:

Race Director

Weather / Track: Raining / Wet

Results @ www.sportstimingservices.com

