



www.thundersportgb.com

Rockingham International

28th & 29th July

Rounds 10 & 11





Thundersport GB Rounds 10 & 11

Sorted on Best Lap time


Aprilia RRV450GP Rockingham International 1.940 Miles
 Qualifying 28/07/2012 10:18
 Practice (15:00 Time) started at 10:19:58

| Pos | No. | Name | Class | Bike | CC | Best Tm | In Lap | Diff | 2nd Best | 2nd Lap |
|-----|-----|------------------|----------|---------|-----|----------|--------|--------|----------|---------|
| 1 | 20 | Tom Oliver | RRV450GP | Aprilia | 450 | 1:29.834 | 7 | | 1:30.128 | 6 |
| 2 | 7 | Callan Cooper | RRV450GP | Aprilia | 450 | 1:29.951 | 6 | 0.117 | 1:30.118 | 7 |
| 3 | 15 | Ross Twyman | RRV450GP | Aprilia | 450 | 1:30.240 | 7 | 0.406 | 1:30.682 | 6 |
| 4 | 54 | Sam Cox | RRV450GP | Aprilia | 450 | 1:30.513 | 7 | 0.679 | 1:30.718 | 6 |
| 5 | 94 | Jamie Thackeray | RRV450GP | Aprilia | 450 | 1:30.893 | 9 | 1.059 | 1:30.908 | 7 |
| 6 | 95 | Luke Thackeray | RRV450GP | Aprilia | 450 | 1:31.583 | 7 | 1.749 | 1:31.955 | 5 |
| 7 | 3 | Michael Clifford | RRV450GP | Aprilia | 450 | 1:31.744 | 6 | 1.910 | 1:31.866 | 4 |
| 8 | 9 | Ben Luxton | RRV450GP | Aprilia | 450 | 1:31.799 | 8 | 1.965 | 1:31.820 | 5 |
| 9 | 14 | Will Hodgson | RRV450GP | Aprilia | 450 | 1:31.881 | 2 | 2.047 | 1:31.901 | 9 |
| 10 | 61 | Harry Coomber | RRV450GP | Aprilia | 450 | 1:31.934 | 6 | 2.100 | 1:31.958 | 7 |
| 11 | 34 | Louis Dawson | RRV450GP | Aprilia | 450 | 1:32.096 | 6 | 2.262 | 1:32.112 | 5 |
| 12 | 75 | Bradley Jones | RRV450GP | Aprilia | 450 | 1:32.402 | 9 | 2.568 | 1:32.669 | 6 |
| 13 | 37 | Clinton Carver | RRV450GP | Aprilia | 450 | 1:32.766 | 4 | 2.932 | 1:32.933 | 7 |
| 14 | 99 | Jordan Hole | RRV450GP | Aprilia | 450 | 1:33.272 | 9 | 3.438 | 1:33.576 | 7 |
| 15 | 11 | David Allingham | RRV450GP | Aprilia | 450 | 1:33.602 | 9 | 3.768 | 1:33.676 | 6 |
| 16 | 22 | Alex Baker | RRV450GP | Aprilia | 450 | 1:34.344 | 6 | 4.510 | 1:34.349 | 5 |
| 17 | 212 | Russell Brown | RRV450GP | Aprilia | 450 | 1:34.708 | 5 | 4.874 | 1:35.335 | 3 |
| 18 | 23 | Adrian Pendrill | RRV450GP | Aprilia | 450 | 1:43.942 | 4 | 14.108 | 1:44.332 | 6 |



Thundersport GB Rounds 10 & 11

Aprilia RRV450GP Rockingham International 1.940 Miles
 Race 4 & 13 Saturday 28/07/2012
 Race (8 Laps)



POLE POSITION

| | 1 | 2 | 3 | 4 |
|---|-----|----|----|----|
| 1 | 20 | 7 | 15 | 54 |
| 2 | 94 | 95 | 3 | 9 |
| 3 | 14 | 61 | 34 | 75 |
| 4 | 37 | 99 | 11 | 22 |
| 5 | 212 | 23 | | |

Timekeeper:

Race Director:

Weather / Track:

Results @ www.sportstimeservices.com

Printed: 28/07/2012 10:38:07





Thundersport GB Rounds 10 & 11

Sorted on Laps

Aprilia RRV450GP Rockingham International 1.940 Miles
 Race 4 28/07/2012 12:57
 Race (8 Laps) started at 12:57:42

| Pos | No. | Name | Class | Bike | CC | Laps | Total Tm | Diff | Best Tm | In Lap |
|-----|-----|------------------|----------|---------|-----|------|-----------|--------|----------|--------|
| 1 | 54 | Sam Cox | RRV450GP | Aprilia | 450 | 8 | 12:11.819 | | 1:29.821 | 6 |
| 2 | 61 | Harry Coomber | RRV450GP | Aprilia | 450 | 8 | 12:12.430 | 0.611 | 1:29.929 | 3 |
| 3 | 7 | Callan Cooper | RRV450GP | Aprilia | 450 | 8 | 12:12.684 | 0.865 | 1:29.975 | 6 |
| 4 | 15 | Ross Twyman | RRV450GP | Aprilia | 450 | 8 | 12:12.714 | 0.895 | 1:30.152 | 6 |
| 5 | 20 | Tom Oliver | RRV450GP | Aprilia | 450 | 8 | 12:13.066 | 1.247 | 1:29.928 | 5 |
| 6 | 14 | Will Hodgson | RRV450GP | Aprilia | 450 | 8 | 12:19.081 | 7.262 | 1:30.716 | 8 |
| 7 | 3 | Michael Clifford | RRV450GP | Aprilia | 450 | 8 | 12:21.112 | 9.293 | 1:30.857 | 3 |
| 8 | 94 | Jamie Thackeray | RRV450GP | Aprilia | 450 | 8 | 12:22.122 | 10.303 | 1:30.534 | 8 |
| 9 | 75 | Bradley Jones | RRV450GP | Aprilia | 450 | 8 | 12:25.102 | 13.283 | 1:31.180 | 6 |
| 10 | 9 | Ben Luxton | RRV450GP | Aprilia | 450 | 8 | 12:26.586 | 14.767 | 1:31.707 | 6 |
| 11 | 34 | Louis Dawson | RRV450GP | Aprilia | 450 | 8 | 12:28.892 | 17.073 | 1:31.589 | 6 |
| 12 | 95 | Luke Thackeray | RRV450GP | Aprilia | 450 | 8 | 12:28.992 | 17.173 | 1:31.455 | 6 |
| 13 | 22 | Alex Baker | RRV450GP | Aprilia | 450 | 8 | 12:36.822 | 25.003 | 1:32.774 | 6 |
| 14 | 11 | David Allingham | RRV450GP | Aprilia | 450 | 8 | 12:37.115 | 25.296 | 1:32.548 | 8 |
| 15 | 99 | Jordan Hole | RRV450GP | Aprilia | 450 | 8 | 12:44.238 | 32.419 | 1:32.354 | 7 |
| 16 | 212 | Russell Brown | RRV450GP | Aprilia | 450 | 8 | 12:47.910 | 36.091 | 1:34.176 | 7 |
| 17 | 23 | Adrian Pendrill | RRV450GP | Aprilia | 450 | 7 | 12:12.542 | 1 Lap | 1:41.101 | 2 |

110% Time - 13:25.001

| Margin of Victory | Avg. Speed | Best Lap Tm | Best Speed | Best Lap by |
|-------------------|------------|-------------|------------|--------------|
| 0.611 | 76.347 | 1:29.821 | 77.755 | 54 - Sam Cox |

Timekeeper: _____ Orbits _____

Race Director: _____ www.amb-it.com
 Weather / Track: Cloudy - Dry _____ www.mylaps.com

Results @ www.sportstimingsservices.com
 Licensed to: Sports Timing Services
 Printed: 28/07/2012 13:11:06





Thundersport GB Rounds 10 & 11

Lapchart

Aprilia RRV450GP Rockingham International 1.940 Miles
 Race 4 28/07/2012 12:57
 Race (8 Laps) started at 12:57:42

| Competitors | Laps | | | | | | | | | |
|----------------------|------|-----|-----|-----|-----|-----|-----|-----|-----|-----|
| | 0 | 1 | 2 | 3 | 4 | 5 | 6 | 7 | 8 | |
| Tom Oliver (20) | 1 | 20 | 7 | 15 | 54 | 54 | 54 | 54 | 54 | 54 |
| Callan Cooper (7) | 2 | 7 | 15 | 54 | 7 | 7 | 7 | 7 | 7 | 61 |
| Ross Twyman (15) | 3 | 15 | 54 | 7 | 15 | 15 | 20 | 20 | 20 | 7 |
| Sam Cox (54) | 4 | 54 | 3 | 20 | 20 | 20 | 15 | 15 | 61 | 15 |
| Michael Clifford (3) | 5 | 3 | 20 | 3 | 61 | 61 | 61 | 61 | 15 | 20 |
| Jamie Thackeray (94) | 6 | 94 | 61 | 61 | 3 | 3 | 3 | 3 | 14 | 14 |
| Luke Thackeray (95) | 7 | 95 | 75 | 75 | 14 | 14 | 14 | 14 | 3 | 3 |
| Ben Luxton (9) | 8 | 9 | 9 | 14 | 75 | 94 | 94 | 94 | 94 | 94 |
| Will Hodgson (14) | 9 | 14 | 14 | 9 | 94 | 75 | 75 | 75 | 75 | 75 |
| Harry Coomber (61) | 10 | 61 | 94 | 94 | 9 | 9 | 9 | 9 | 9 | 9 |
| Bradley Jones (75) | 11 | 75 | 11 | 11 | 34 | 34 | 34 | 34 | 34 | 34 |
| David Allingham (11) | 12 | 11 | 95 | 95 | 95 | 95 | 95 | 95 | 95 | 95 |
| Louis Dawson (34) | 13 | 34 | 34 | 34 | 11 | 11 | 22 | 22 | 22 | 22 |
| Jordan Hole (99) | 14 | 99 | 22 | 22 | 22 | 22 | 11 | 11 | 11 | 11 |
| Alex Baker (22) | 15 | 22 | 212 | 212 | 212 | 212 | 212 | 212 | 99 | 99 |
| Russell Brown (212) | 16 | 212 | 23 | 99 | 99 | 99 | 99 | 99 | 212 | 212 |
| Adrian Pendrill (23) | 17 | 23 | 99 | 23 | 23 | 23 | 23 | 23 | 23 | 23 |

Timekeeper:

Race Director:

Weather / Track: Cloudy - Dry

Results @ www.sportstimeservices.com

Printed: 28/07/2012 13:16:52





Thundersport GB Rounds 10 & 11

Aprilia RRV450GP

Rockingham International 1.940 Miles

Race 4

28/07/2012 12:57

Race (8 Laps) started at 12:57:42

| Lap | Lap Tm | Diff | Time of Day |
|-----------------------------|-----------------|--------|--------------|
| (54) Sam Cox | | | |
| 1 | 1:34.318 | +4.497 | 12:59:21.771 |
| 2 | 1:30.644 | +0.823 | 13:00:52.415 |
| 3 | 1:30.971 | +1.150 | 13:02:23.386 |
| 4 | 1:30.422 | +0.601 | 13:03:53.808 |
| 5 | 1:30.204 | +0.383 | 13:05:24.012 |
| 6 | 1:29.821 | | 13:06:53.833 |
| 7 | 1:30.256 | +0.435 | 13:08:24.089 |
| 8 | 1:30.525 | +0.704 | 13:09:54.614 |
| (61) Harry Coomber | | | |
| 1 | 1:35.471 | +5.542 | 12:59:23.744 |
| 2 | 1:30.619 | +0.690 | 13:00:54.363 |
| 3 | 1:29.929 | | 13:02:24.292 |
| 4 | 1:30.531 | +0.602 | 13:03:54.823 |
| 5 | 1:30.180 | +0.251 | 13:05:25.003 |
| 6 | 1:30.095 | +0.166 | 13:06:55.098 |
| 7 | 1:29.946 | +0.017 | 13:08:25.044 |
| 8 | 1:30.181 | +0.252 | 13:09:55.225 |
| (7) Callan Cooper | | | |
| 1 | 1:34.100 | +4.125 | 12:59:21.276 |
| 2 | 1:31.300 | +1.325 | 13:00:52.576 |
| 3 | 1:31.009 | +1.034 | 13:02:23.585 |
| 4 | 1:30.373 | +0.398 | 13:03:53.958 |
| 5 | 1:30.157 | +0.182 | 13:05:24.115 |
| 6 | 1:29.975 | | 13:06:54.090 |
| 7 | 1:30.217 | +0.242 | 13:08:24.307 |
| 8 | 1:31.172 | +1.197 | 13:09:55.479 |
| (15) Ross Twyman | | | |
| 1 | 1:34.033 | +3.881 | 12:59:21.484 |
| 2 | 1:30.704 | +0.552 | 13:00:52.188 |
| 3 | 1:31.398 | +1.246 | 13:02:23.586 |
| 4 | 1:30.904 | +0.752 | 13:03:54.490 |
| 5 | 1:30.280 | +0.128 | 13:05:24.770 |
| 6 | 1:30.152 | | 13:06:54.922 |
| 7 | 1:30.211 | +0.059 | 13:08:25.133 |
| 8 | 1:30.376 | +0.224 | 13:09:55.509 |
| (20) Tom Oliver | | | |
| 1 | 1:35.400 | +5.472 | 12:59:22.546 |
| 2 | 1:30.490 | +0.562 | 13:00:53.036 |
| 3 | 1:30.905 | +0.977 | 13:02:23.941 |
| 4 | 1:30.760 | +0.832 | 13:03:54.701 |
| 5 | 1:29.928 | | 13:05:24.629 |
| 6 | 1:30.149 | +0.221 | 13:06:54.778 |
| 7 | 1:30.067 | +0.139 | 13:08:24.845 |
| 8 | 1:31.016 | +1.088 | 13:09:55.861 |
| (14) Will Hodgson | | | |
| 1 | 1:36.952 | +6.236 | 12:59:25.130 |
| 2 | 1:31.594 | +0.878 | 13:00:56.724 |
| 3 | 1:31.197 | +0.481 | 13:02:27.921 |
| 4 | 1:30.739 | +0.023 | 13:03:58.660 |
| 5 | 1:30.787 | +0.071 | 13:05:29.447 |
| 6 | 1:30.826 | +0.110 | 13:07:00.273 |
| 7 | 1:30.887 | +0.171 | 13:08:31.160 |
| 8 | 1:30.716 | | 13:10:01.876 |
| (3) Michael Clifford | | | |
| 1 | 1:34.424 | +3.567 | 12:59:22.233 |
| 2 | 1:31.833 | +0.976 | 13:00:54.066 |
| 3 | 1:30.857 | | 13:02:24.923 |
| 4 | 1:31.433 | +0.576 | 13:03:56.356 |

| Lap | Lap Tm | Diff | Time of Day |
|-----------------------------|-----------------|--------|--------------|
| 5 | 1:31.611 | +0.754 | 13:05:27.967 |
| 6 | 1:32.195 | +1.338 | 13:07:00.162 |
| 7 | 1:31.888 | +1.031 | 13:08:32.050 |
| 8 | 1:31.857 | +1.000 | 13:10:03.907 |
| (94) Jamie Thackeray | | | |
| 1 | 1:37.364 | +6.830 | 12:59:25.203 |
| 2 | 1:32.113 | +1.579 | 13:00:57.316 |
| 3 | 1:31.797 | +1.263 | 13:02:29.113 |
| 4 | 1:31.709 | +1.175 | 13:04:00.822 |
| 5 | 1:31.425 | +0.891 | 13:05:32.247 |
| 6 | 1:30.859 | +0.325 | 13:07:03.106 |
| 7 | 1:31.277 | +0.743 | 13:08:34.383 |
| 8 | 1:30.534 | | 13:10:04.917 |
| (75) Bradley Jones | | | |
| 1 | 1:36.012 | +4.832 | 12:59:24.308 |
| 2 | 1:32.383 | +1.203 | 13:00:56.691 |
| 3 | 1:32.161 | +0.981 | 13:02:28.852 |
| 4 | 1:32.588 | +1.408 | 13:04:01.440 |
| 5 | 1:31.225 | +0.045 | 13:05:32.665 |
| 6 | 1:31.180 | | 13:07:03.845 |
| 7 | 1:32.176 | +0.996 | 13:08:36.021 |
| 8 | 1:31.876 | +0.696 | 13:10:07.897 |
| (9) Ben Luxton | | | |
| 1 | 1:36.540 | +4.833 | 12:59:24.547 |
| 2 | 1:32.662 | +0.955 | 13:00:57.209 |
| 3 | 1:32.450 | +0.743 | 13:02:29.659 |
| 4 | 1:32.160 | +0.453 | 13:04:01.819 |
| 5 | 1:31.755 | +0.048 | 13:05:33.574 |
| 6 | 1:31.707 | | 13:07:05.281 |
| 7 | 1:32.054 | +0.347 | 13:08:37.335 |
| 8 | 1:32.046 | +0.339 | 13:10:09.381 |
| (34) Louis Dawson | | | |
| 1 | 1:37.575 | +5.986 | 12:59:26.064 |
| 2 | 1:33.303 | +1.714 | 13:00:59.367 |
| 3 | 1:32.809 | +1.220 | 13:02:32.176 |
| 4 | 1:32.099 | +0.510 | 13:04:04.275 |
| 5 | 1:31.653 | +0.064 | 13:05:35.928 |
| 6 | 1:31.589 | | 13:07:07.517 |
| 7 | 1:32.026 | +0.437 | 13:08:39.543 |
| 8 | 1:32.144 | +0.555 | 13:10:11.687 |
| (95) Luke Thackeray | | | |
| 1 | 1:37.945 | +6.490 | 12:59:25.919 |
| 2 | 1:33.198 | +1.743 | 13:00:59.117 |
| 3 | 1:33.285 | +1.830 | 13:02:32.402 |
| 4 | 1:32.072 | +0.617 | 13:04:04.474 |
| 5 | 1:31.645 | +0.190 | 13:05:36.119 |
| 6 | 1:31.455 | | 13:07:07.574 |
| 7 | 1:32.020 | +0.565 | 13:08:39.594 |
| 8 | 1:32.193 | +0.738 | 13:10:11.787 |
| (22) Alex Baker | | | |
| 1 | 1:38.085 | +5.311 | 12:59:26.959 |
| 2 | 1:33.107 | +0.333 | 13:01:00.066 |
| 3 | 1:33.208 | +0.434 | 13:02:33.274 |
| 4 | 1:32.826 | +0.052 | 13:04:06.100 |
| 5 | 1:33.161 | +0.387 | 13:05:39.261 |
| 6 | 1:32.774 | | 13:07:12.035 |
| 7 | 1:34.102 | +1.328 | 13:08:46.137 |
| 8 | 1:33.480 | +0.706 | 13:10:19.617 |
| (11) David Allingham | | | |

| Lap | Lap Tm | Diff | Time of Day |
|-----------------------------|-----------------|---------|--------------|
| 1 | 1:37.386 | +4.838 | 12:59:25.863 |
| 2 | 1:33.233 | +0.685 | 13:00:59.096 |
| 3 | 1:33.791 | +1.243 | 13:02:32.887 |
| 4 | 1:33.127 | +0.579 | 13:04:06.014 |
| 5 | 1:34.110 | +1.562 | 13:05:40.124 |
| 6 | 1:33.729 | +1.181 | 13:07:13.853 |
| 7 | 1:33.509 | +0.961 | 13:08:47.362 |
| 8 | 1:32.548 | | 13:10:19.910 |
| (99) Jordan Hole | | | |
| 1 | 1:44.801 | +12.447 | 12:59:33.545 |
| 2 | 1:33.551 | +1.197 | 13:01:07.096 |
| 3 | 1:33.834 | +1.480 | 13:02:40.930 |
| 4 | 1:33.787 | +1.433 | 13:04:14.717 |
| 5 | 1:34.043 | +1.689 | 13:05:48.760 |
| 6 | 1:32.802 | +0.448 | 13:07:21.562 |
| 7 | 1:32.354 | | 13:08:53.916 |
| 8 | 1:33.117 | +0.763 | 13:10:27.033 |
| (212) Russell Brown | | | |
| 1 | 1:38.258 | +4.082 | 12:59:27.508 |
| 2 | 1:34.612 | +0.436 | 13:01:02.120 |
| 3 | 1:34.936 | +0.760 | 13:02:37.056 |
| 4 | 1:34.730 | +0.554 | 13:04:11.786 |
| 5 | 1:34.944 | +0.768 | 13:05:46.730 |
| 6 | 1:34.613 | +0.437 | 13:07:21.343 |
| 7 | 1:34.176 | | 13:08:55.519 |
| 8 | 1:35.186 | +1.010 | 13:10:30.705 |
| (23) Adrian Pendrill | | | |
| 1 | 1:44.189 | +3.088 | 12:59:33.461 |
| 2 | 1:41.101 | | 13:01:14.562 |
| 3 | 1:46.368 | +5.267 | 13:03:00.930 |
| 4 | 1:47.282 | +6.181 | 13:04:48.212 |
| 5 | 1:42.919 | +1.818 | 13:06:31.131 |
| 6 | 1:42.105 | +1.004 | 13:08:13.236 |
| 7 | 1:42.101 | +1.000 | 13:09:55.337 |

Timekeeper:

Race Director:

Weather / Track: Cloudy - Dry

Results @ www.sportstimingsservices.com

Printed: 28/07/2012 13:16:21





Thundersport GB Rounds 10 & 11

Sorted on Laps

Aprilia RRV450GP

Rockingham International 1.940 Miles

Race 13

28/07/2012 16:25

Race (8 Laps) started at 16:25:42

| Pos | No. | Name | Class | Bike | CC | Laps | Total Tm | Diff | Best Tm | In Lap |
|-----|-----|-----------------|----------|---------|-----|------|-----------|--------|----------|--------|
| 1 | 7 | Callan Cooper | RRV450GP | Aprilia | 450 | 8 | 12:09.860 | | 1:29.527 | 3 |
| 2 | 54 | Sam Cox | RRV450GP | Aprilia | 450 | 8 | 12:17.072 | 7.212 | 1:30.613 | 4 |
| 3 | 15 | Ross Twyman | RRV450GP | Aprilia | 450 | 8 | 12:17.117 | 7.257 | 1:30.453 | 7 |
| 4 | 61 | Harry Coomber | RRV450GP | Aprilia | 450 | 8 | 12:17.319 | 7.459 | 1:30.454 | 5 |
| 5 | 20 | Tom Oliver | RRV450GP | Aprilia | 450 | 8 | 12:17.663 | 7.803 | 1:30.695 | 5 |
| 6 | 94 | Jamie Thackeray | RRV450GP | Aprilia | 450 | 8 | 12:18.029 | 8.169 | 1:30.611 | 8 |
| 7 | 95 | Luke Thackeray | RRV450GP | Aprilia | 450 | 8 | 12:19.707 | 9.847 | 1:30.965 | 5 |
| 8 | 14 | Will Hodgson | RRV450GP | Aprilia | 450 | 8 | 12:20.465 | 10.605 | 1:30.857 | 5 |
| 9 | 75 | Bradley Jones | RRV450GP | Aprilia | 450 | 8 | 12:28.461 | 18.601 | 1:31.674 | 4 |
| 10 | 11 | David Allingham | RRV450GP | Aprilia | 450 | 8 | 12:32.500 | 22.640 | 1:32.303 | 5 |
| 11 | 9 | Ben Luxton | RRV450GP | Aprilia | 450 | 8 | 12:37.149 | 27.289 | 1:32.174 | 5 |
| 12 | 22 | Alex Baker | RRV450GP | Aprilia | 450 | 8 | 12:37.538 | 27.678 | 1:32.824 | 6 |
| 13 | 99 | Jordan Hole | RRV450GP | Aprilia | 450 | 8 | 12:41.520 | 31.660 | 1:33.234 | 2 |
| 14 | 212 | Russell Brown | RRV450GP | Aprilia | 450 | 8 | 12:55.828 | 45.968 | 1:35.335 | 8 |
| 15 | 23 | Adrian Pendrill | RRV450GP | Aprilia | 450 | 7 | 12:20.929 | 1 Lap | 1:43.916 | 7 |

Not classified

| | | | | | | | | | | |
|-----|----|------------------|----------|---------|-----|---|-----------|-----|----------|---|
| DNF | 3 | Michael Clifford | RRV450GP | Aprilia | 450 | 6 | 9:14.275 | DNF | 1:30.823 | 4 |
| DNF | 37 | Clinton Carver | RRV450GP | Aprilia | 450 | 5 | 8:10.797 | DNF | 1:35.685 | 4 |
| DQ | 34 | Louis Dawson | RRV450GP | Aprilia | 450 | 8 | 12:35.838 | DQ | 1:32.040 | 2 |

Announcements

** Rider No. 34 - Disqualified for failing post technical inspection**

110% Time - 13:22.846

| Margin of Victory | Avg. Speed | Best Lap Tm | Best Speed | Best Lap by |
|-------------------|------------|-------------|------------|-------------------|
| 7.212 | 76.552 | 1:29.527 | 78.010 | 7 - Callan Cooper |

Timekeeper:

Race Director:

Weather / Track: Bright - Dry

Results @ www.sportstimingservices.com

Printed: 28/07/2012 16:44:22





Thundersport GB Rounds 10 & 11

Lapchart

Aprilia RRV450GP

Rockingham International 1.940 Miles

Race 13

28/07/2012 16:25

Race (8 Laps) started at 16:25:42



| Competitors | Laps | | | | | | | | |
|----------------------|------|-----|-----|-----|-----|-----|-----|-----|-----|
| | 0 | 1 | 2 | 3 | 4 | 5 | 6 | 7 | 8 |
| Callan Cooper (7) | 1 | 7 | 7 | 7 | 7 | 7 | 7 | 7 | 7 |
| Ross Twyman (15) | 2 | 15 | 3 | 3 | 3 | 3 | 3 | 20 | 54 |
| Tom Oliver (20) | 3 | 20 | 20 | 54 | 54 | 54 | 20 | 20 | 54 |
| Sam Cox (54) | 4 | 54 | 54 | 20 | 20 | 20 | 61 | 61 | 61 |
| Jamie Thackeray (94) | 5 | 94 | 14 | 14 | 14 | 61 | 54 | 54 | 15 |
| Michael Clifford (3) | 6 | 3 | 94 | 61 | 61 | 14 | 14 | 14 | 94 |
| Ben Luxton (9) | 7 | 9 | 61 | 94 | 95 | 95 | 15 | 15 | 14 |
| Luke Thackeray (95) | 8 | 95 | 95 | 95 | 94 | 15 | 95 | 95 | 14 |
| Will Hodgson (14) | 9 | 14 | 9 | 15 | 15 | 94 | 94 | 94 | 75 |
| Bradley Jones (75) | 10 | 75 | 75 | 75 | 75 | 75 | 75 | 11 | 11 |
| Harry Coomber (61) | 11 | 61 | 15 | 9 | 9 | 9 | 9 | 11 | 9 |
| David Allingham (11) | 12 | 11 | 11 | 11 | 11 | 11 | 11 | 9 | 34 |
| Louis Dawson (34) | 13 | 34 | 99 | 99 | 34 | 34 | 34 | 34 | 22 |
| Jordan Hole (99) | 14 | 99 | 22 | 34 | 99 | 99 | 22 | 22 | 99 |
| Clinton Carver (37) | 15 | 37 | 34 | 22 | 22 | 22 | 99 | 99 | 212 |
| Alex Baker (22) | 16 | 22 | 37 | 37 | 212 | 212 | 212 | 212 | 23 |
| Adrian Pendrill (23) | 17 | 23 | 212 | 212 | 37 | 37 | 37 | 23 | |
| Russell Brown (212) | 18 | 212 | 23 | 23 | 23 | 23 | 23 | | |

Timekeeper:
 Race Director:
 Weather / Track: Bright - Dry
 Results @ www.sportstimeservices.com
 Printed: 28/07/2012 16:46:53





Thundersport GB Rounds 10 & 11

Aprilia RRV450GP

Rockingham International 1.940 Miles

Race 13

28/07/2012 16:25

Race (8 Laps) started at 16:25:42

| Lap | Lap Tm | Diff | Time of Day |
|-----------------------------|-----------------|--------|--------------|
| (7) Callan Cooper | | | |
| 1 | 1:33.230 | +3.703 | 16:29:19.848 |
| 2 | 1:30.069 | +0.542 | 16:30:49.917 |
| 3 | 1:29.527 | | 16:32:19.444 |
| 4 | 1:30.202 | +0.675 | 16:33:49.646 |
| 5 | 1:30.098 | +0.571 | 16:35:19.744 |
| 6 | 1:30.677 | +1.150 | 16:36:50.421 |
| 7 | 1:30.792 | +1.265 | 16:38:21.213 |
| 8 | 1:30.691 | +1.164 | 16:39:51.904 |
| (54) Sam Cox | | | |
| 1 | 1:34.337 | +3.724 | 16:29:21.429 |
| 2 | 1:31.482 | +0.869 | 16:30:52.911 |
| 3 | 1:31.113 | +0.500 | 16:32:24.024 |
| 4 | 1:30.613 | | 16:33:54.637 |
| 5 | 1:31.864 | +1.251 | 16:35:26.501 |
| 6 | 1:30.747 | +0.134 | 16:36:57.248 |
| 7 | 1:31.017 | +0.404 | 16:38:28.265 |
| 8 | 1:30.851 | +0.238 | 16:39:59.116 |
| (15) Ross Twyman | | | |
| 1 | 1:37.136 | +6.683 | 16:29:23.918 |
| 2 | 1:30.889 | +0.436 | 16:30:54.807 |
| 3 | 1:30.759 | +0.306 | 16:32:25.566 |
| 4 | 1:30.708 | +0.255 | 16:33:56.274 |
| 5 | 1:30.618 | +0.165 | 16:35:26.892 |
| 6 | 1:31.286 | +0.833 | 16:36:58.178 |
| 7 | 1:30.453 | | 16:38:28.631 |
| 8 | 1:30.530 | +0.077 | 16:39:59.161 |
| (61) Harry Coomber | | | |
| 1 | 1:34.589 | +4.135 | 16:29:22.423 |
| 2 | 1:31.072 | +0.618 | 16:30:53.495 |
| 3 | 1:31.291 | +0.837 | 16:32:24.786 |
| 4 | 1:30.661 | +0.207 | 16:33:55.447 |
| 5 | 1:30.454 | | 16:35:25.901 |
| 6 | 1:31.000 | +0.546 | 16:36:56.901 |
| 7 | 1:31.552 | +1.098 | 16:38:28.453 |
| 8 | 1:30.910 | +0.456 | 16:39:59.363 |
| (20) Tom Oliver | | | |
| 1 | 1:34.433 | +3.738 | 16:29:21.230 |
| 2 | 1:31.868 | +1.173 | 16:30:53.098 |
| 3 | 1:31.148 | +0.453 | 16:32:24.246 |
| 4 | 1:30.776 | +0.081 | 16:33:55.022 |
| 5 | 1:30.695 | | 16:35:25.717 |
| 6 | 1:31.029 | +0.334 | 16:36:56.746 |
| 7 | 1:31.241 | +0.546 | 16:38:27.987 |
| 8 | 1:31.720 | +1.025 | 16:39:59.707 |
| (94) Jamie Thackeray | | | |
| 1 | 1:35.101 | +4.490 | 16:29:22.354 |
| 2 | 1:31.477 | +0.866 | 16:30:53.831 |
| 3 | 1:31.498 | +0.887 | 16:32:25.329 |
| 4 | 1:31.226 | +0.615 | 16:33:56.555 |
| 5 | 1:30.887 | +0.276 | 16:35:27.442 |
| 6 | 1:31.258 | +0.647 | 16:36:58.700 |
| 7 | 1:30.762 | +0.151 | 16:38:29.462 |
| 8 | 1:30.611 | | 16:40:00.073 |
| (95) Luke Thackeray | | | |
| 1 | 1:35.282 | +4.317 | 16:29:22.861 |
| 2 | 1:31.083 | +0.118 | 16:30:53.944 |
| 3 | 1:31.100 | +0.135 | 16:32:25.044 |
| 4 | 1:30.988 | +0.023 | 16:33:56.032 |

| Lap | Lap Tm | Diff | Time of Day |
|-----------------------------|-----------------|--------|--------------|
| 5 | 1:30.965 | | 16:35:26.997 |
| 6 | 1:31.456 | +0.491 | 16:36:58.453 |
| 7 | 1:31.534 | +0.569 | 16:38:29.987 |
| 8 | 1:31.764 | +0.799 | 16:40:01.751 |
| (14) Will Hodgson | | | |
| 1 | 1:34.534 | +3.677 | 16:29:22.171 |
| 2 | 1:31.251 | +0.394 | 16:30:53.422 |
| 3 | 1:31.263 | +0.406 | 16:32:24.685 |
| 4 | 1:31.287 | +0.430 | 16:33:55.972 |
| 5 | 1:30.857 | | 16:35:26.829 |
| 6 | 1:30.939 | +0.082 | 16:36:57.768 |
| 7 | 1:32.116 | +1.259 | 16:38:29.884 |
| 8 | 1:32.625 | +1.768 | 16:40:02.509 |
| (75) Bradley Jones | | | |
| 1 | 1:36.112 | +4.438 | 16:29:23.916 |
| 2 | 1:31.944 | +0.270 | 16:30:55.860 |
| 3 | 1:31.834 | +0.160 | 16:32:27.694 |
| 4 | 1:31.674 | | 16:33:59.368 |
| 5 | 1:31.741 | +0.067 | 16:35:31.109 |
| 6 | 1:32.246 | +0.572 | 16:37:03.355 |
| 7 | 1:33.470 | +1.796 | 16:38:36.825 |
| 8 | 1:33.680 | +2.006 | 16:40:10.505 |
| (11) David Allingham | | | |
| 1 | 1:36.627 | +4.324 | 16:29:24.641 |
| 2 | 1:32.647 | +0.344 | 16:30:57.288 |
| 3 | 1:32.371 | +0.068 | 16:32:29.659 |
| 4 | 1:32.421 | +0.118 | 16:34:02.080 |
| 5 | 1:32.303 | | 16:35:34.383 |
| 6 | 1:32.738 | +0.435 | 16:37:07.121 |
| 7 | 1:33.786 | +1.483 | 16:38:40.907 |
| 8 | 1:33.637 | +1.334 | 16:40:14.544 |
| (9) Ben Luxton | | | |
| 1 | 1:36.096 | +3.922 | 16:29:23.566 |
| 2 | 1:32.881 | +0.707 | 16:30:56.447 |
| 3 | 1:32.504 | +0.330 | 16:32:28.951 |
| 4 | 1:32.617 | +0.443 | 16:34:01.568 |
| 5 | 1:32.174 | | 16:35:33.742 |
| 6 | 1:34.530 | +2.356 | 16:37:08.272 |
| 7 | 1:35.907 | +3.733 | 16:38:44.179 |
| 8 | 1:35.014 | +2.840 | 16:40:19.193 |
| (22) Alex Baker | | | |
| 1 | 1:38.444 | +5.620 | 16:29:26.862 |
| 2 | 1:33.077 | +0.253 | 16:30:59.939 |
| 3 | 1:33.445 | +0.621 | 16:32:33.384 |
| 4 | 1:33.458 | +0.634 | 16:34:06.842 |
| 5 | 1:32.916 | +0.092 | 16:35:39.758 |
| 6 | 1:32.824 | | 16:37:12.582 |
| 7 | 1:33.572 | +0.748 | 16:38:46.154 |
| 8 | 1:33.428 | +0.604 | 16:40:19.582 |
| (99) Jordan Hole | | | |
| 1 | 1:37.769 | +4.535 | 16:29:25.965 |
| 2 | 1:33.234 | | 16:30:59.199 |
| 3 | 1:33.782 | +0.548 | 16:32:32.981 |
| 4 | 1:33.424 | +0.190 | 16:34:06.405 |
| 5 | 1:34.073 | +0.839 | 16:35:40.478 |
| 6 | 1:33.748 | +0.514 | 16:37:14.226 |
| 7 | 1:35.010 | +1.776 | 16:38:49.236 |
| 8 | 1:34.328 | +1.094 | 16:40:23.564 |
| (212) Russell Brown | | | |

| Lap | Lap Tm | Diff | Time of Day |
|-----------------------------|-----------------|--------|--------------|
| 1 | 1:39.421 | +4.086 | 16:29:28.355 |
| 2 | 1:35.772 | +0.437 | 16:31:04.127 |
| 3 | 1:36.111 | +0.776 | 16:32:40.238 |
| 4 | 1:35.849 | +0.514 | 16:34:16.087 |
| 5 | 1:35.370 | +0.035 | 16:35:51.457 |
| 6 | 1:35.631 | +0.296 | 16:37:27.088 |
| 7 | 1:35.449 | +0.114 | 16:39:02.537 |
| 8 | 1:35.335 | | 16:40:37.872 |
| (23) Adrian Pendrill | | | |
| 1 | 1:45.770 | +1.854 | 16:29:34.511 |
| 2 | 1:44.040 | +0.124 | 16:31:18.551 |
| 3 | 1:45.368 | +1.452 | 16:33:03.919 |
| 4 | 1:45.461 | +1.545 | 16:34:49.380 |
| 5 | 1:45.107 | +1.191 | 16:36:34.487 |
| 6 | 1:44.570 | +0.654 | 16:38:19.057 |
| 7 | 1:43.916 | | 16:40:02.973 |
| (3) Michael Clifford | | | |
| 1 | 1:33.490 | +2.667 | 16:29:20.849 |
| 2 | 1:31.356 | +0.533 | 16:30:52.205 |
| 3 | 1:31.254 | +0.431 | 16:32:23.459 |
| 4 | 1:30.823 | | 16:33:54.282 |
| 5 | 1:31.205 | +0.382 | 16:35:25.487 |
| 6 | 1:30.832 | +0.009 | 16:36:56.319 |
| (37) Clinton Carver | | | |
| 1 | 1:39.707 | +4.022 | 16:29:28.088 |
| 2 | 1:35.918 | +0.233 | 16:31:04.006 |
| 3 | 1:36.696 | +1.011 | 16:32:40.702 |
| 4 | 1:35.685 | | 16:34:16.387 |
| 5 | 1:36.454 | +0.769 | 16:35:52.841 |
| (34) Louis Dawson | | | |
| 1 | 1:39.130 | +7.090 | 16:29:27.235 |
| 2 | 1:32.040 | | 16:30:59.275 |
| 3 | 1:33.024 | +0.984 | 16:32:32.299 |
| 4 | 1:32.876 | +0.836 | 16:34:05.175 |
| 5 | 1:33.006 | +0.966 | 16:35:38.181 |
| 6 | 1:32.887 | +0.847 | 16:37:11.068 |
| 7 | 1:33.661 | +1.621 | 16:38:44.729 |
| 8 | 1:33.153 | +1.113 | 16:40:17.882 |

Timekeeper:

Race Director:

Weather / Track: Bright - Dry

Results @ www.sportstimingsservices.com

Printed: 28/07/2012 16:47:31





Thundersport GB Rounds 10 & 11

Aprilia RRV450GP Rockingham International 1.940 Miles


Mega Laps Merge

| Pos | No. | Name | Class | Overall BestTm | R1. Best Tm | R2. Best Tm | R3. Best Tm | Diff |
|-----|-----|------------------|----------|----------------|-------------|-------------|-------------|--------|
| 1 | 7 | Callan Cooper | RRV450GP | 1:29.527 | 1:29.951 | 1:29.975 | 1:29.527 | |
| 2 | 54 | Sam Cox | RRV450GP | 1:29.821 | 1:30.513 | 1:29.821 | 1:30.613 | 0.294 |
| 3 | 20 | Tom Oliver | RRV450GP | 1:29.834 | 1:29.834 | 1:29.928 | 1:30.695 | 0.307 |
| 4 | 61 | Harry Coomber | RRV450GP | 1:29.929 | 1:31.934 | 1:29.929 | 1:30.454 | 0.402 |
| 5 | 15 | Ross Twyman | RRV450GP | 1:30.152 | 1:30.240 | 1:30.152 | 1:30.453 | 0.625 |
| 6 | 94 | Jamie Thackeray | RRV450GP | 1:30.534 | 1:30.893 | 1:30.534 | 1:30.611 | 1.007 |
| 7 | 14 | Will Hodgson | RRV450GP | 1:30.716 | 1:31.881 | 1:30.716 | 1:30.857 | 1.189 |
| 8 | 3 | Michael Clifford | RRV450GP | 1:30.857 | 1:31.744 | 1:30.857 | | 1.330 |
| 9 | 95 | Luke Thackeray | RRV450GP | 1:30.965 | 1:31.583 | 1:31.455 | 1:30.965 | 1.438 |
| 10 | 75 | Bradley Jones | RRV450GP | 1:31.180 | 1:32.402 | 1:31.180 | 1:31.674 | 1.653 |
| 11 | 34 | Louis Dawson | RRV450GP | 1:31.589 | 1:32.096 | 1:31.589 | | 2.062 |
| 12 | 9 | Ben Luxton | RRV450GP | 1:31.707 | 1:31.799 | 1:31.707 | 1:32.174 | 2.180 |
| 13 | 11 | David Allingham | RRV450GP | 1:32.303 | 1:33.602 | 1:32.548 | 1:32.303 | 2.776 |
| 14 | 99 | Jordan Hole | RRV450GP | 1:32.354 | 1:33.272 | 1:32.354 | 1:33.234 | 2.827 |
| 15 | 37 | Clinton Carver | RRV450GP | 1:32.766 | 1:32.766 | | | 3.239 |
| 16 | 22 | Alex Baker | RRV450GP | 1:32.774 | 1:34.344 | 1:32.774 | 1:32.824 | 3.247 |
| 17 | 212 | Russell Brown | RRV450GP | 1:34.176 | 1:34.708 | 1:34.176 | 1:35.335 | 4.649 |
| 18 | 23 | Adrian Pendrill | RRV450GP | 1:41.101 | 1:43.942 | 1:41.101 | 1:43.916 | 11.574 |



Thundersport GB Rounds 10 & 11

Aprilia RRV450GP Rockingham International 1.940 Miles
 Race 6 & 15 Sunday 29/07/2012
 Race (8 Laps)



POLE POSITION

| | 1 | 2 | 3 | 4 |
|---|-----|----|----|----|
| 1 | 7 | 54 | 20 | 61 |
| 2 | 15 | 94 | 14 | 3 |
| 3 | 95 | 75 | 34 | 9 |
| 4 | 11 | 99 | 37 | 22 |
| 5 | 212 | 23 | | |

Timekeeper:

Race Director:

Weather / Track: Bright - Dry

Results @ www.sportstimeservices.com


Printed: 28/07/2012 16:51:29





Thundersport GB Rounds 10 & 11

Aprilia RRV450GP Rockingham International 1.940 Miles
 Race 6 & 15 Sunday 29/07/2012
 Race (8 Laps)



POLE POSITION

| | 1 | 2 | 3 | 4 |
|---|-----------------------------|--------------------------------|-------------------------------|--------------------------------|
| 1 | 7 Callan Cooper 1:29.527 | 54 Sam Cox 1:29.821 | 20 Tom Oliver 1:29.834 | 61 H. Coomber 1:29.929 |
| 2 | 15 Ross Twyman 1:30.152 | 94 J. Thackeray 1:30.534 | 14 Will Hodgson 1:30.716 | 3 Michael Clifford 1:30.857 |
| 3 | 95 L. Thackeray 1:30.965 | 75 Bradley Jones 1:31.180 | 34 Louis Dawson 1:31.589 | 9 Ben Luxton 1:31.707 |
| 4 | 11 D. Allingham 1:32.303 | 99 Jordan Hole 1:32.354 | 37 Clinton Carver 1:32.766 | 22 Alex Baker 1:32.774 |
| 5 | 212 R. Brown 1:34.176 | 23 Adrian Pendrill 1:41.101 | | |

Timekeeper:

Race Director:

Weather / Track:

Results @ www.sportstimeservices.com

Printed: 28/07/2012 16:52:41





Thundersport GB Rounds 10 & 11

Sorted on Best Lap time

Warmup
 Rockingham International 1.940 Miles
 29/07/2012 09:00
 Practice started at 8:59:42

| Pos | No. | Name | Class | Bike | CC | Best Tm | In Lap | Diff | 2nd Best | 2nd Lap |
|-----|-----|------|-------|------|----|---------|--------|------|----------|---------|
|-----|-----|------|-------|------|----|---------|--------|------|----------|---------|

F400

| | | | | | | | | | | |
|---|----|-----------------|------|----------|-----|----------|---|----------|----------|---|
| 1 | 75 | Ozzy Madey | F400 | Kawasaki | 400 | 1:33.637 | 6 | | 1:35.215 | 5 |
| 2 | 96 | Ian Evans | F400 | Honda | 400 | 1:56.014 | 2 | 22.377 | 1:56.832 | 4 |
| 3 | 88 | Josh Daley | F400 | Kawasaki | 400 | 4:16.441 | 1 | 2:42.804 | | 0 |
| 4 | 50 | Steven Jones | F400 | Honda | 400 | | 0 | | | 0 |
| 5 | 97 | Alexander Price | F400 | Kawasaki | 400 | | 0 | | | 0 |

Minitwin

| | | | | | | | | | | |
|---|-----|-----------------|----------|--------|-------|----------|---|-------|----------|---|
| 1 | 10 | Curtis Rothwell | Minitwin | Suzuki | 650 M | 1:32.447 | 5 | | 1:32.864 | 3 |
| 2 | 33 | James Robinson | Minitwin | Suzuki | 650 M | 1:33.195 | 4 | 0.748 | 1:33.770 | 3 |
| 3 | 100 | Lewis Black | Minitwin | Suzuki | 650 M | 1:36.297 | 6 | 3.850 | 1:36.631 | 4 |
| 4 | 82 | Lewis Osler | Minitwin | Suzuki | 650 M | 1:36.383 | 2 | 3.936 | 1:36.919 | 3 |
| 5 | 32 | Adam Palfreman | Minitwin | Suzuki | 650 M | 1:37.926 | 3 | 5.479 | 1:39.654 | 2 |
| 6 | 28 | Lee Wainwright | Minitwin | Suzuki | 650 | 1:38.043 | 5 | 5.596 | 1:40.188 | 6 |
| 7 | 31 | Colin Wilson | Minitwin | Suzuki | 650 M | 1:40.009 | 5 | 7.562 | 1:40.106 | 6 |
| 8 | 72 | Dave Palfreman | Minitwin | Suzuki | 650 M | | 0 | | | 0 |

RRV450GP

| | | | | | | | | | | |
|----|-----|------------------|----------|---------|-----|----------|---|--------|----------|---|
| 1 | 7 | Callan Cooper | RRV450GP | Aprilia | 450 | 1:30.410 | 6 | | 1:31.454 | 5 |
| 2 | 95 | Luke Thackeray | RRV450GP | Aprilia | 450 | 1:31.832 | 6 | 1.422 | 1:32.259 | 5 |
| 3 | 75 | Bradley Jones | RRV450GP | Aprilia | 450 | 1:32.035 | 6 | 1.625 | 1:33.803 | 5 |
| 4 | 61 | Harry Coomber | RRV450GP | Aprilia | 450 | 1:32.428 | 6 | 2.018 | 1:32.864 | 4 |
| 5 | 34 | Louis Dawson | RRV450GP | Aprilia | 450 | 1:32.779 | 6 | 2.369 | 1:33.755 | 5 |
| 6 | 9 | Ben Luxton | RRV450GP | Aprilia | 450 | 1:32.900 | 6 | 2.490 | 1:33.243 | 4 |
| 7 | 20 | Tom Oliver | RRV450GP | Aprilia | 450 | 1:32.941 | 3 | 2.531 | 1:34.055 | 2 |
| 8 | 15 | Ross Twyman | RRV450GP | Aprilia | 450 | 1:33.038 | 2 | 2.628 | 1:34.362 | 3 |
| 9 | 11 | David Allingham | RRV450GP | Aprilia | 450 | 1:33.700 | 6 | 3.290 | 1:33.725 | 5 |
| 10 | 3 | Michael Clifford | RRV450GP | Aprilia | 450 | 1:33.907 | 3 | 3.497 | 1:33.923 | 5 |
| 11 | 99 | Jordan Hole | RRV450GP | Aprilia | 450 | 1:33.963 | 6 | 3.553 | 1:34.305 | 5 |
| 12 | 14 | Will Hodgson | RRV450GP | Aprilia | 450 | 1:34.233 | 3 | 3.823 | 1:34.506 | 4 |
| 13 | 22 | Alex Baker | RRV450GP | Aprilia | 450 | 1:34.798 | 4 | 4.388 | 1:35.566 | 3 |
| 14 | 212 | Russell Brown | RRV450GP | Aprilia | 450 | 1:35.945 | 6 | 5.535 | 1:35.949 | 5 |
| 15 | 54 | Sam Cox | RRV450GP | Aprilia | 450 | 1:39.079 | 2 | 8.669 | 1:42.598 | 1 |
| 16 | 23 | Adrian Pendrill | RRV450GP | Aprilia | 450 | 1:46.542 | 4 | 16.132 | 1:46.969 | 5 |
| 17 | 37 | Clinton Carver | RRV450GP | Aprilia | 450 | 1:47.200 | 3 | 16.790 | 1:47.406 | 2 |
| 18 | 94 | Jamie Thackeray | RRV450GP | Aprilia | 450 | | 0 | | | 0 |

Supertwin

| | | | | | | | | | | |
|---|----|----------------|-----------|--------|-----|----------|---|--|----------|---|
| 1 | 44 | Alastair Fagan | Supertwin | Suzuki | 650 | 1:31.024 | 5 | | 1:32.610 | 4 |
|---|----|----------------|-----------|--------|-----|----------|---|--|----------|---|

Timekeeper:
 Race Director:
 Weather / Track: Bright - Dry
 Results @ www.sportstimingsservices.com
 Printed: 29/07/2012 09:11:27





Thundersport GB Rounds 10 & 11

Sorted on Laps

Aprilia RRV450GP

Rockingham International 1.940 Miles

Race 6

29/07/2012 12:17

Race (8 Laps) started at 12:17:16

| Pos | No. | Name | Class | Bike | CC | Laps | Total Tm | Diff | Best Tm | In Lap |
|-----|-----|------------------|----------|---------|-----|------|-----------|----------|----------|--------|
| 1 | 7 | Callan Cooper | RRV450GP | Aprilia | 450 | 8 | 12:10.617 | | 1:30.227 | 5 |
| 2 | 15 | Ross Twyman | RRV450GP | Aprilia | 450 | 8 | 12:12.392 | 1.775 | 1:30.371 | 8 |
| 3 | 54 | Sam Cox | RRV450GP | Aprilia | 450 | 8 | 12:13.512 | 2.895 | 1:29.842 | 7 |
| 4 | 20 | Tom Oliver | RRV450GP | Aprilia | 450 | 8 | 12:13.534 | 2.917 | 1:30.251 | 3 |
| 5 | 61 | Harry Coomber | RRV450GP | Aprilia | 450 | 8 | 12:13.644 | 3.027 | 1:30.266 | 7 |
| 6 | 9 | Ben Luxton | RRV450GP | Aprilia | 450 | 8 | 12:21.219 | 10.602 | 1:30.642 | 7 |
| 7 | 95 | Luke Thackeray | RRV450GP | Aprilia | 450 | 8 | 12:21.444 | 10.827 | 1:30.870 | 7 |
| 8 | 14 | Will Hodgson | RRV450GP | Aprilia | 450 | 8 | 12:23.660 | 13.043 | 1:31.423 | 7 |
| 9 | 3 | Michael Clifford | RRV450GP | Aprilia | 450 | 8 | 12:24.149 | 13.532 | 1:31.519 | 6 |
| 10 | 75 | Bradley Jones | RRV450GP | Aprilia | 450 | 8 | 12:25.355 | 14.738 | 1:31.492 | 6 |
| 11 | 34 | Louis Dawson | RRV450GP | Aprilia | 450 | 8 | 12:25.978 | 15.361 | 1:31.347 | 6 |
| 12 | 94 | Jamie Thackeray | RRV450GP | Aprilia | 450 | 8 | 12:28.120 | 17.503 | 1:31.967 | 6 |
| 13 | 22 | Alex Baker | RRV450GP | Aprilia | 450 | 8 | 12:31.475 | 20.858 | 1:32.238 | 6 |
| 14 | 99 | Jordan Hole | RRV450GP | Aprilia | 450 | 8 | 12:33.560 | 22.943 | 1:32.584 | 8 |
| 15 | 212 | Russell Brown | RRV450GP | Aprilia | 450 | 8 | 12:50.003 | 39.386 | 1:34.017 | 7 |
| 16 | 37 | Clinton Carver | RRV450GP | Aprilia | 450 | 8 | 13:02.082 | 51.465 | 1:35.236 | 5 |
| 17 | 23 | Adrian Pendrill | RRV450GP | Aprilia | 450 | 8 | 13:43.732 | 1:33.115 | 1:40.378 | 8 |

Not classified

| | | | | | | | | | | |
|-----|----|-----------------|----------|---------|-----|---|----------|-----|----------|---|
| DNF | 11 | David Allingham | RRV450GP | Aprilia | 450 | 6 | 9:23.427 | DNF | 1:31.990 | 4 |
|-----|----|-----------------|----------|---------|-----|---|----------|-----|----------|---|

110% Time - 13:23.679

| Margin of Victory | Avg. Speed | Best Lap Tm | Best Speed | Best Lap by |
|-------------------|------------|-------------|------------|--------------|
| 1.775 | 76.472 | 1:29.842 | 77.736 | 54 - Sam Cox |

Timekeeper:

Race Director:

Weather / Track: Sunny - Dry

Results @ www.sportstimingsservices.com

Printed: 29/07/2012 12:31:21





Thundersport GB Rounds 10 & 11

Lapchart

Aprilia RRV450GP Rockingham International 1.940 Miles
 Race 6 29/07/2012 12:17
 Race (8 Laps) started at 12:17:16

| Competitors | Laps | | | | | | | | |
|----------------------|------|-----|-----|-----|-----|-----|-----|-----|-----|
| | 0 | 1 | 2 | 3 | 4 | 5 | 6 | 7 | 8 |
| Callan Cooper (7) | 1 | 7 | 7 | 7 | 7 | 7 | 7 | 7 | 7 |
| Sam Cox (54) | 2 | 54 | 15 | 15 | 20 | 20 | 15 | 15 | 15 |
| Tom Oliver (20) | 3 | 20 | 20 | 20 | 15 | 15 | 20 | 20 | 54 |
| Harry Coomber (61) | 4 | 61 | 54 | 54 | 54 | 54 | 54 | 54 | 20 |
| Ross Twyman (15) | 5 | 15 | 61 | 61 | 61 | 61 | 61 | 61 | 61 |
| Will Hodgson (14) | 6 | 14 | 14 | 14 | 14 | 95 | 95 | 95 | 9 |
| Jamie Thackeray (94) | 7 | 94 | 3 | 3 | 3 | 3 | 14 | 9 | 95 |
| Michael Clifford (3) | 8 | 3 | 94 | 95 | 95 | 95 | 9 | 14 | 14 |
| Bradley Jones (75) | 9 | 75 | 95 | 75 | 75 | 75 | 3 | 3 | 3 |
| Luke Thackeray (95) | 10 | 95 | 75 | 94 | 9 | 9 | 75 | 75 | 75 |
| David Allingham (11) | 11 | 11 | 9 | 9 | 94 | 11 | 11 | 34 | 34 |
| Louis Dawson (34) | 12 | 34 | 11 | 11 | 11 | 94 | 34 | 94 | 94 |
| Jordan Hole (99) | 13 | 99 | 34 | 34 | 34 | 34 | 94 | 11 | 22 |
| Ben Luxton (9) | 14 | 9 | 22 | 22 | 22 | 22 | 22 | 99 | 99 |
| Clinton Carver (37) | 15 | 37 | 99 | 99 | 99 | 99 | 99 | 212 | 212 |
| Alex Baker (22) | 16 | 22 | 37 | 212 | 212 | 212 | 212 | 212 | 37 |
| Russell Brown (212) | 17 | 212 | 212 | 37 | 37 | 37 | 37 | 37 | 23 |
| Adrian Pendrill (23) | 18 | 23 | 23 | 23 | 23 | 23 | 23 | 23 | 23 |

Timekeeper:

Race Director:

Weather / Track: Sunny - Dry

Results @ www.sportstimeservices.com

Printed: 29/07/2012 12:33:55





Thundersport GB Rounds 10 & 11

Aprilia RRV450GP Rockingham International 1.940 Miles

Race 6 29/07/2012 12:17

Race (8 Laps) started at 12:17:16

| Lap | Lap Tm | Diff | Time of Day |
|----------------------------|-----------------|--------|--------------|
| (7) Callan Cooper | | | |
| 1 | 1:34.221 | +3.994 | 12:18:53.334 |
| 2 | 1:30.585 | +0.358 | 12:20:23.919 |
| 3 | 1:30.659 | +0.432 | 12:21:54.578 |
| 4 | 1:30.561 | +0.334 | 12:23:25.139 |
| 5 | 1:30.227 | | 12:24:55.366 |
| 6 | 1:30.432 | +0.205 | 12:26:25.798 |
| 7 | 1:30.806 | +0.579 | 12:27:56.604 |
| 8 | 1:30.718 | +0.491 | 12:29:27.322 |
| (15) Ross Twyman | | | |
| 1 | 1:34.202 | +3.831 | 12:18:53.921 |
| 2 | 1:31.212 | +0.841 | 12:20:25.133 |
| 3 | 1:30.905 | +0.534 | 12:21:56.038 |
| 4 | 1:30.533 | +0.162 | 12:23:26.571 |
| 5 | 1:30.394 | +0.023 | 12:24:56.965 |
| 6 | 1:30.634 | +0.263 | 12:26:27.599 |
| 7 | 1:31.127 | +0.756 | 12:27:58.726 |
| 8 | 1:30.371 | | 12:29:29.097 |
| (54) Sam Cox | | | |
| 1 | 1:36.372 | +6.530 | 12:18:55.734 |
| 2 | 1:31.307 | +1.465 | 12:20:27.041 |
| 3 | 1:31.290 | +1.448 | 12:21:58.331 |
| 4 | 1:30.270 | +0.428 | 12:23:28.601 |
| 5 | 1:30.359 | +0.517 | 12:24:58.960 |
| 6 | 1:30.468 | +0.626 | 12:26:29.428 |
| 7 | 1:29.842 | | 12:27:59.270 |
| 8 | 1:30.947 | +1.105 | 12:29:30.217 |
| (20) Tom Oliver | | | |
| 1 | 1:34.778 | +4.527 | 12:18:54.151 |
| 2 | 1:31.189 | +0.938 | 12:20:25.340 |
| 3 | 1:30.251 | | 12:21:55.591 |
| 4 | 1:30.851 | +0.600 | 12:23:26.442 |
| 5 | 1:31.198 | +0.947 | 12:24:57.640 |
| 6 | 1:30.306 | +0.055 | 12:26:27.946 |
| 7 | 1:30.945 | +0.694 | 12:27:58.891 |
| 8 | 1:31.348 | +1.097 | 12:29:30.239 |
| (61) Harry Coomber | | | |
| 1 | 1:36.434 | +6.168 | 12:18:55.894 |
| 2 | 1:31.407 | +1.141 | 12:20:27.301 |
| 3 | 1:31.220 | +0.954 | 12:21:58.521 |
| 4 | 1:30.358 | +0.092 | 12:23:28.879 |
| 5 | 1:30.318 | +0.052 | 12:24:59.197 |
| 6 | 1:30.517 | +0.251 | 12:26:29.714 |
| 7 | 1:30.266 | | 12:27:59.980 |
| 8 | 1:30.369 | +0.103 | 12:29:30.349 |
| (9) Ben Luxton | | | |
| 1 | 1:37.282 | +6.640 | 12:18:57.862 |
| 2 | 1:32.549 | +1.907 | 12:20:30.411 |
| 3 | 1:31.361 | +0.719 | 12:22:01.772 |
| 4 | 1:31.760 | +1.118 | 12:23:33.532 |
| 5 | 1:31.433 | +0.791 | 12:25:04.965 |
| 6 | 1:31.393 | +0.751 | 12:26:36.358 |
| 7 | 1:30.642 | | 12:28:07.000 |
| 8 | 1:30.924 | +0.282 | 12:29:37.924 |
| (95) Luke Thackeray | | | |
| 1 | 1:37.024 | +6.154 | 12:18:57.359 |
| 2 | 1:31.486 | +0.616 | 12:20:28.845 |
| 3 | 1:31.928 | +1.058 | 12:22:00.773 |
| 4 | 1:32.029 | +1.159 | 12:23:32.802 |

| Lap | Lap Tm | Diff | Time of Day |
|-----------------------------|-----------------|--------|--------------|
| 5 | 1:31.464 | +0.594 | 12:25:04.266 |
| 6 | 1:31.494 | +0.624 | 12:26:35.760 |
| 7 | 1:30.870 | | 12:28:06.630 |
| 8 | 1:31.519 | +0.649 | 12:29:38.149 |
| (14) Will Hodgson | | | |
| 1 | 1:36.350 | +4.927 | 12:18:56.156 |
| 2 | 1:32.392 | +0.969 | 12:20:28.548 |
| 3 | 1:31.561 | +0.138 | 12:22:00.109 |
| 4 | 1:31.668 | +0.245 | 12:23:31.777 |
| 5 | 1:33.128 | +1.705 | 12:25:04.905 |
| 6 | 1:32.025 | +0.602 | 12:26:36.930 |
| 7 | 1:31.423 | | 12:28:08.353 |
| 8 | 1:32.012 | +0.589 | 12:29:40.365 |
| (3) Michael Clifford | | | |
| 1 | 1:36.550 | +5.031 | 12:18:56.422 |
| 2 | 1:32.328 | +0.809 | 12:20:28.750 |
| 3 | 1:31.950 | +0.431 | 12:22:00.700 |
| 4 | 1:31.841 | +0.322 | 12:23:32.541 |
| 5 | 1:32.999 | +1.480 | 12:25:05.540 |
| 6 | 1:31.519 | | 12:26:37.059 |
| 7 | 1:31.627 | +0.108 | 12:28:08.686 |
| 8 | 1:32.168 | +0.649 | 12:29:40.854 |
| (75) Bradley Jones | | | |
| 1 | 1:37.367 | +5.875 | 12:18:57.634 |
| 2 | 1:31.881 | +0.389 | 12:20:29.515 |
| 3 | 1:31.887 | +0.395 | 12:22:01.402 |
| 4 | 1:31.911 | +0.419 | 12:23:33.313 |
| 5 | 1:32.616 | +1.124 | 12:25:05.929 |
| 6 | 1:31.492 | | 12:26:37.421 |
| 7 | 1:31.765 | +0.273 | 12:28:09.186 |
| 8 | 1:32.874 | +1.382 | 12:29:42.060 |
| (34) Louis Dawson | | | |
| 1 | 1:37.829 | +6.482 | 12:18:58.333 |
| 2 | 1:32.791 | +1.444 | 12:20:31.124 |
| 3 | 1:32.308 | +0.961 | 12:22:03.432 |
| 4 | 1:32.165 | +0.818 | 12:23:35.597 |
| 5 | 1:32.153 | +0.806 | 12:25:07.750 |
| 6 | 1:31.347 | | 12:26:39.097 |
| 7 | 1:31.820 | +0.473 | 12:28:10.917 |
| 8 | 1:31.766 | +0.419 | 12:29:42.683 |
| (94) Jamie Thackeray | | | |
| 1 | 1:37.331 | +5.364 | 12:18:57.191 |
| 2 | 1:33.111 | +1.144 | 12:20:30.302 |
| 3 | 1:32.601 | +0.634 | 12:22:02.903 |
| 4 | 1:32.528 | +0.561 | 12:23:35.431 |
| 5 | 1:32.696 | +0.729 | 12:25:08.127 |
| 6 | 1:31.967 | | 12:26:40.094 |
| 7 | 1:32.188 | +0.221 | 12:28:12.282 |
| 8 | 1:32.543 | +0.576 | 12:29:44.825 |
| (22) Alex Baker | | | |
| 1 | 1:38.059 | +5.821 | 12:18:58.985 |
| 2 | 1:32.624 | +0.386 | 12:20:31.609 |
| 3 | 1:32.650 | +0.412 | 12:22:04.259 |
| 4 | 1:32.570 | +0.332 | 12:23:36.829 |
| 5 | 1:32.347 | +0.109 | 12:25:09.176 |
| 6 | 1:32.238 | | 12:26:41.414 |
| 7 | 1:33.261 | +1.023 | 12:28:14.675 |
| 8 | 1:33.505 | +1.267 | 12:29:48.180 |
| (99) Jordan Hole | | | |

| Lap | Lap Tm | Diff | Time of Day |
|-----------------------------|-----------------|--------|--------------|
| 1 | 1:38.650 | +6.066 | 12:18:59.196 |
| 2 | 1:33.369 | +0.785 | 12:20:32.565 |
| 3 | 1:33.148 | +0.564 | 12:22:05.713 |
| 4 | 1:32.738 | +0.154 | 12:23:38.451 |
| 5 | 1:32.924 | +0.340 | 12:25:11.375 |
| 6 | 1:32.850 | +0.266 | 12:26:44.225 |
| 7 | 1:33.456 | +0.872 | 12:28:17.681 |
| 8 | 1:32.584 | | 12:29:50.265 |
| (212) Russell Brown | | | |
| 1 | 1:40.093 | +6.076 | 12:19:01.252 |
| 2 | 1:37.218 | +3.201 | 12:20:38.470 |
| 3 | 1:35.454 | +1.437 | 12:22:13.924 |
| 4 | 1:35.061 | +1.044 | 12:23:48.985 |
| 5 | 1:34.804 | +0.787 | 12:25:23.789 |
| 6 | 1:34.566 | +0.549 | 12:26:58.355 |
| 7 | 1:34.017 | | 12:28:32.372 |
| 8 | 1:34.336 | +0.319 | 12:30:06.708 |
| (37) Clinton Carver | | | |
| 1 | 1:40.267 | +5.031 | 12:19:01.160 |
| 2 | 1:37.720 | +2.484 | 12:20:38.880 |
| 3 | 1:35.431 | +0.195 | 12:22:14.311 |
| 4 | 1:35.608 | +0.372 | 12:23:49.919 |
| 5 | 1:35.236 | | 12:25:25.155 |
| 6 | 1:36.134 | +0.898 | 12:27:01.289 |
| 7 | 1:37.731 | +2.495 | 12:28:39.020 |
| 8 | 1:39.767 | +4.531 | 12:30:18.787 |
| (23) Adrian Pendrill | | | |
| 1 | 1:44.774 | +4.396 | 12:19:06.052 |
| 2 | 1:42.961 | +2.583 | 12:20:49.013 |
| 3 | 1:43.324 | +2.946 | 12:22:32.337 |
| 4 | 1:42.567 | +2.189 | 12:24:14.904 |
| 5 | 1:41.422 | +1.044 | 12:25:56.326 |
| 6 | 1:41.857 | +1.479 | 12:27:38.183 |
| 7 | 1:41.876 | +1.498 | 12:29:20.059 |
| 8 | 1:40.378 | | 12:31:00.437 |
| (11) David Allingham | | | |
| 1 | 1:37.764 | +5.774 | 12:18:58.237 |
| 2 | 1:32.799 | +0.809 | 12:20:31.036 |
| 3 | 1:32.279 | +0.289 | 12:22:03.315 |
| 4 | 1:31.990 | | 12:23:35.305 |
| 5 | 1:32.035 | +0.045 | 12:25:07.340 |
| 6 | 1:32.792 | +0.802 | 12:26:40.132 |



Thundersport GB Rounds 10 & 11

Sorted on Laps

Aprilia RRV450GP Rockingham International 1.940 Miles
 Race 15 29/07/2012 16:03
 Race (8 Laps) started at 16:03:24

| Pos | No. | Name | Class | Bike | CC | Laps | Total Tm | Diff | Best Tm | In Lap |
|-----|-----|------------------|----------|---------|-----|------|-----------|----------|----------|--------|
| 1 | 7 | Callan Cooper | RRV450GP | Aprilia | 450 | 8 | 12:07.479 | | 1:29.349 | 5 |
| 2 | 61 | Harry Coomber | RRV450GP | Aprilia | 450 | 8 | 12:07.820 | 0.341 | 1:29.263 | 6 |
| 3 | 54 | Sam Cox | RRV450GP | Aprilia | 450 | 8 | 12:11.335 | 3.856 | 1:29.669 | 5 |
| 4 | 15 | Ross Twyman | RRV450GP | Aprilia | 450 | 8 | 12:11.352 | 3.873 | 1:29.980 | 8 |
| 5 | 20 | Tom Oliver | RRV450GP | Aprilia | 450 | 8 | 12:13.579 | 6.100 | 1:30.129 | 5 |
| 6 | 95 | Luke Thackeray | RRV450GP | Aprilia | 450 | 8 | 12:24.244 | 16.765 | 1:30.713 | 8 |
| 7 | 75 | Bradley Jones | RRV450GP | Aprilia | 450 | 8 | 12:27.576 | 20.097 | 1:31.709 | 4 |
| 8 | 3 | Michael Clifford | RRV450GP | Aprilia | 450 | 8 | 12:27.617 | 20.138 | 1:31.994 | 8 |
| 9 | 14 | Will Hodgson | RRV450GP | Aprilia | 450 | 8 | 12:28.020 | 20.541 | 1:31.620 | 2 |
| 10 | 34 | Louis Dawson | RRV450GP | Aprilia | 450 | 8 | 12:28.333 | 20.854 | 1:31.728 | 4 |
| 11 | 94 | Jamie Thackeray | RRV450GP | Aprilia | 450 | 8 | 12:28.678 | 21.199 | 1:31.904 | 6 |
| 12 | 22 | Alex Baker | RRV450GP | Aprilia | 450 | 8 | 12:28.931 | 21.452 | 1:31.732 | 8 |
| 13 | 99 | Jordan Hole | RRV450GP | Aprilia | 450 | 8 | 12:40.878 | 33.399 | 1:32.191 | 6 |
| 14 | 212 | Russell Brown | RRV450GP | Aprilia | 450 | 8 | 12:44.648 | 37.169 | 1:33.561 | 6 |
| 15 | 37 | Clinton Carver | RRV450GP | Aprilia | 450 | 8 | 12:44.777 | 37.298 | 1:33.548 | 6 |
| 16 | 23 | Adrian Pendrill | RRV450GP | Aprilia | 450 | 8 | 13:48.766 | 1:41.287 | 1:41.446 | 6 |

Not classified
 DNF 9 Ben Luxton RRV450GP Aprilia 450 1 1:41.382 DNF 1:35.813 1

110% Time - 13:20.227

| Margin of Victory | Avg. Speed | Best Lap Tm | Best Speed | Best Lap by |
|-------------------|------------|-------------|------------|--------------------|
| 0.341 | 76.802 | 1:29.263 | 78.241 | 61 - Harry Coomber |

Timekeeper:

Race Director:
 Weather / Track: Cloudy - Dry

Results @ www.sportstimingsservices.com

Printed: 29/07/2012 16:17:23





Thundersport GB Rounds 10 & 11

Lapchart

Aprilia RRV450GP Rockingham International 1.940 Miles
 Race 15 29/07/2012 16:03
 Race (8 Laps) started at 16:03:24

| Competitors | Laps | | | | | | | | | |
|----------------------|------|-----|-----|-----|-----|-----|-----|-----|-----|-----|
| | 0 | 1 | 2 | 3 | 4 | 5 | 6 | 7 | 8 | |
| Callan Cooper (7) | 1 | 7 | 61 | 61 | 61 | 61 | 7 | 7 | 7 | 7 |
| Tom Oliver (20) | 2 | 20 | 7 | 7 | 7 | 7 | 61 | 61 | 61 | 61 |
| Sam Cox (54) | 3 | 54 | 20 | 20 | 54 | 54 | 54 | 54 | 54 | 54 |
| Harry Coomber (61) | 4 | 61 | 54 | 54 | 20 | 15 | 15 | 15 | 15 | 15 |
| Ross Twyman (15) | 5 | 15 | 15 | 15 | 15 | 20 | 20 | 20 | 20 | 20 |
| Will Hodgson (14) | 6 | 14 | 14 | 14 | 14 | 3 | 3 | 95 | 95 | 95 |
| Michael Clifford (3) | 7 | 3 | 3 | 3 | 3 | 14 | 95 | 3 | 75 | 75 |
| Jamie Thackeray (94) | 8 | 94 | 9 | 95 | 95 | 95 | 14 | 14 | 3 | 3 |
| Bradley Jones (75) | 9 | 75 | 75 | 94 | 34 | 34 | 34 | 75 | 34 | 14 |
| Luke Thackeray (95) | 10 | 95 | 95 | 34 | 75 | 75 | 75 | 34 | 14 | 34 |
| Ben Luxton (9) | 11 | 9 | 94 | 75 | 94 | 94 | 94 | 94 | 94 | 94 |
| Louis Dawson (34) | 12 | 34 | 34 | 22 | 22 | 22 | 22 | 22 | 22 | 22 |
| Jordan Hole (99) | 13 | 99 | 22 | 99 | 99 | 99 | 99 | 99 | 99 | 99 |
| Clinton Carver (37) | 14 | 37 | 99 | 37 | 37 | 37 | 37 | 37 | 212 | 212 |
| Alex Baker (22) | 15 | 22 | 37 | 212 | 212 | 212 | 212 | 212 | 37 | 37 |
| Russell Brown (212) | 16 | 212 | 212 | 23 | 23 | 23 | 23 | 23 | 23 | 23 |
| Adrian Pendrill (23) | 17 | 23 | 23 | | | | | | | |



Thundersport GB Rounds 10 & 11

Aprilia RRV450GP

Rockingham International 1.940 Miles

Race 15

29/07/2012 16:03

Race (8 Laps) started at 16:03:24

| Lap | Lap Tm | Diff | Time of Day |
|--------------------------|-----------------|--------|--------------|
| (7) Callan Cooper | | | |
| 1 | 1:33.944 | +4.595 | 16:05:02.912 |
| 2 | 1:30.720 | +1.371 | 16:06:33.632 |
| 3 | 1:30.167 | +0.818 | 16:08:03.799 |
| 4 | 1:30.245 | +0.896 | 16:09:34.044 |
| 5 | 1:29.349 | | 16:11:03.393 |
| 6 | 1:29.587 | +0.238 | 16:12:32.980 |
| 7 | 1:29.545 | +0.196 | 16:14:02.525 |
| 8 | 1:29.682 | +0.333 | 16:15:32.207 |

| | | | |
|---------------------------|-----------------|--------|--------------|
| (61) Harry Coomber | | | |
| 1 | 1:33.372 | +4.109 | 16:05:02.591 |
| 2 | 1:30.684 | +1.421 | 16:06:33.275 |
| 3 | 1:30.407 | +1.144 | 16:08:03.682 |
| 4 | 1:30.302 | +1.039 | 16:09:33.984 |
| 5 | 1:30.064 | +0.801 | 16:11:04.048 |
| 6 | 1:29.263 | | 16:12:33.311 |
| 7 | 1:29.470 | +0.207 | 16:14:02.781 |
| 8 | 1:29.767 | +0.504 | 16:15:32.548 |

| | | | |
|---------------------|-----------------|--------|--------------|
| (54) Sam Cox | | | |
| 1 | 1:34.777 | +5.108 | 16:05:03.945 |
| 2 | 1:30.627 | +0.958 | 16:06:34.572 |
| 3 | 1:30.525 | +0.856 | 16:08:05.097 |
| 4 | 1:30.361 | +0.692 | 16:09:35.458 |
| 5 | 1:29.669 | | 16:11:05.127 |
| 6 | 1:30.271 | +0.602 | 16:12:35.398 |
| 7 | 1:30.131 | +0.462 | 16:14:05.529 |
| 8 | 1:30.534 | +0.865 | 16:15:36.063 |

| | | | |
|-------------------------|-----------------|--------|--------------|
| (15) Ross Twyman | | | |
| 1 | 1:34.457 | +4.477 | 16:05:04.074 |
| 2 | 1:30.753 | +0.773 | 16:06:34.827 |
| 3 | 1:30.493 | +0.513 | 16:08:05.320 |
| 4 | 1:30.664 | +0.684 | 16:09:35.984 |
| 5 | 1:29.992 | +0.012 | 16:11:05.976 |
| 6 | 1:30.129 | +0.149 | 16:12:36.105 |
| 7 | 1:29.995 | +0.015 | 16:14:06.100 |
| 8 | 1:29.980 | | 16:15:36.080 |

| | | | |
|------------------------|-----------------|--------|--------------|
| (20) Tom Oliver | | | |
| 1 | 1:34.357 | +4.228 | 16:05:03.518 |
| 2 | 1:30.786 | +0.657 | 16:06:34.304 |
| 3 | 1:30.888 | +0.759 | 16:08:05.192 |
| 4 | 1:30.985 | +0.856 | 16:09:36.177 |
| 5 | 1:30.129 | | 16:11:06.306 |
| 6 | 1:30.288 | +0.159 | 16:12:36.594 |
| 7 | 1:30.315 | +0.186 | 16:14:06.909 |
| 8 | 1:31.398 | +1.269 | 16:15:38.307 |

| | | | |
|----------------------------|-----------------|--------|--------------|
| (95) Luke Thackeray | | | |
| 1 | 1:36.189 | +5.476 | 16:05:06.431 |
| 2 | 1:32.061 | +1.348 | 16:06:38.492 |
| 3 | 1:31.719 | +1.006 | 16:08:10.211 |
| 4 | 1:32.945 | +2.232 | 16:09:43.156 |
| 5 | 1:32.437 | +1.724 | 16:11:15.593 |
| 6 | 1:31.176 | +0.463 | 16:12:46.769 |
| 7 | 1:31.490 | +0.777 | 16:14:18.259 |
| 8 | 1:30.713 | | 16:15:48.972 |

| | | | |
|---------------------------|-----------------|--------|--------------|
| (75) Bradley Jones | | | |
| 1 | 1:36.265 | +4.556 | 16:05:06.374 |
| 2 | 1:33.874 | +2.165 | 16:06:40.248 |
| 3 | 1:32.216 | +0.507 | 16:08:12.464 |
| 4 | 1:31.709 | | 16:09:44.173 |

| | | | |
|---|----------|--------|--------------|
| 5 | 1:31.780 | +0.071 | 16:11:15.953 |
| 6 | 1:31.926 | +0.217 | 16:12:47.879 |
| 7 | 1:32.242 | +0.533 | 16:14:20.121 |
| 8 | 1:32.183 | +0.474 | 16:15:52.304 |

| | | | |
|-----------------------------|-----------------|--------|--------------|
| (3) Michael Clifford | | | |
| 1 | 1:35.921 | +3.927 | 16:05:05.656 |
| 2 | 1:31.997 | +0.003 | 16:06:37.653 |
| 3 | 1:32.285 | +0.291 | 16:08:09.938 |
| 4 | 1:32.498 | +0.504 | 16:09:42.436 |
| 5 | 1:32.255 | +0.261 | 16:11:14.691 |
| 6 | 1:32.563 | +0.569 | 16:12:47.254 |
| 7 | 1:33.097 | +1.103 | 16:14:20.351 |
| 8 | 1:31.994 | | 16:15:52.345 |

| | | | |
|--------------------------|-----------------|--------|--------------|
| (14) Will Hodgson | | | |
| 1 | 1:35.891 | +4.271 | 16:05:05.520 |
| 2 | 1:31.620 | | 16:06:37.140 |
| 3 | 1:32.769 | +1.149 | 16:08:09.909 |
| 4 | 1:33.174 | +1.554 | 16:09:43.083 |
| 5 | 1:32.529 | +0.909 | 16:11:15.612 |
| 6 | 1:32.105 | +0.485 | 16:12:47.717 |
| 7 | 1:33.406 | +1.786 | 16:14:21.123 |
| 8 | 1:31.625 | +0.005 | 16:15:52.748 |

| | | | |
|--------------------------|-----------------|--------|--------------|
| (34) Louis Dawson | | | |
| 1 | 1:36.700 | +4.972 | 16:05:07.073 |
| 2 | 1:32.519 | +0.791 | 16:06:39.592 |
| 3 | 1:32.389 | +0.661 | 16:08:11.981 |
| 4 | 1:31.728 | | 16:09:43.709 |
| 5 | 1:32.100 | +0.372 | 16:11:15.809 |
| 6 | 1:32.289 | +0.561 | 16:12:48.098 |
| 7 | 1:32.584 | +0.856 | 16:14:20.682 |
| 8 | 1:32.379 | +0.651 | 16:15:53.061 |

| | | | |
|-----------------------------|-----------------|--------|--------------|
| (94) Jamie Thackeray | | | |
| 1 | 1:37.226 | +5.322 | 16:05:06.980 |
| 2 | 1:32.474 | +0.570 | 16:06:39.454 |
| 3 | 1:33.530 | +1.626 | 16:08:12.984 |
| 4 | 1:32.275 | +0.371 | 16:09:45.259 |
| 5 | 1:31.955 | +0.051 | 16:11:17.214 |
| 6 | 1:31.904 | | 16:12:49.118 |
| 7 | 1:32.324 | +0.420 | 16:14:21.442 |
| 8 | 1:31.964 | +0.060 | 16:15:53.406 |

| | | | |
|------------------------|-----------------|--------|--------------|
| (22) Alex Baker | | | |
| 1 | 1:37.172 | +5.440 | 16:05:07.946 |
| 2 | 1:32.820 | +1.088 | 16:06:40.766 |
| 3 | 1:32.465 | +0.733 | 16:08:13.231 |
| 4 | 1:32.305 | +0.573 | 16:09:45.536 |
| 5 | 1:32.353 | +0.621 | 16:11:17.889 |
| 6 | 1:31.953 | +0.221 | 16:12:49.842 |
| 7 | 1:32.085 | +0.353 | 16:14:21.927 |
| 8 | 1:31.732 | | 16:15:53.659 |

| | | | |
|-------------------------|-----------------|--------|--------------|
| (99) Jordan Hole | | | |
| 1 | 1:38.593 | +6.402 | 16:05:09.128 |
| 2 | 1:34.450 | +2.259 | 16:06:43.578 |
| 3 | 1:34.225 | +2.034 | 16:08:17.803 |
| 4 | 1:33.939 | +1.748 | 16:09:51.742 |
| 5 | 1:34.827 | +2.636 | 16:11:26.569 |
| 6 | 1:32.191 | | 16:12:58.760 |
| 7 | 1:32.912 | +0.721 | 16:14:31.672 |
| 8 | 1:33.934 | +1.743 | 16:16:05.606 |

| | | | |
|----------------------------|--|--|--|
| (212) Russell Brown | | | |
|----------------------------|--|--|--|

| | | | |
|---|-----------------|--------|--------------|
| 1 | 1:38.713 | +5.152 | 16:05:09.817 |
| 2 | 1:34.419 | +0.858 | 16:06:44.236 |
| 3 | 1:34.118 | +0.557 | 16:08:18.354 |
| 4 | 1:33.840 | +0.279 | 16:09:52.194 |
| 5 | 1:34.749 | +1.188 | 16:11:26.943 |
| 6 | 1:33.561 | | 16:13:00.504 |
| 7 | 1:34.916 | +1.355 | 16:14:35.420 |
| 8 | 1:33.956 | +0.395 | 16:16:09.376 |

| | | | |
|----------------------------|-----------------|--------|--------------|
| (37) Clinton Carver | | | |
| 1 | 1:38.801 | +5.253 | 16:05:09.498 |
| 2 | 1:34.377 | +0.829 | 16:06:43.875 |
| 3 | 1:34.253 | +0.705 | 16:08:18.128 |
| 4 | 1:33.889 | +0.341 | 16:09:52.017 |
| 5 | 1:34.824 | +1.276 | 16:11:26.841 |
| 6 | 1:33.548 | | 16:13:00.389 |
| 7 | 1:35.235 | +1.687 | 16:14:35.624 |
| 8 | 1:33.881 | +0.333 | 16:16:09.505 |

| | | | |
|-----------------------------|-----------------|--------|--------------|
| (23) Adrian Pendrill | | | |
| 1 | 1:44.239 | +2.793 | 16:05:15.407 |
| 2 | 1:42.920 | +1.474 | 16:06:58.327 |
| 3 | 1:42.947 | +1.501 | 16:08:41.274 |
| 4 | 1:41.748 | +0.302 | 16:10:23.022 |
| 5 | 1:43.414 | +1.968 | 16:12:06.436 |
| 6 | 1:41.446 | | 16:13:47.882 |
| 7 | 1:42.436 | +0.990 | 16:15:30.318 |
| 8 | 1:43.176 | +1.730 | 16:17:13.494 |

| | | | |
|-----------------------|-----------------|--|--------------|
| (9) Ben Luxton | | | |
| 1 | 1:35.813 | | 16:05:06.110 |

Timekeeper:

Race Director:

Weather / Track: Cloudy - Dry

Results @ www.sportstimingsservices.com

Printed: 29/07/2012 16:20:37





Thundersport GB Rounds 10 & 11

Sorted on Best Lap time

Aprilia Superteens

Rockingham International 1.940 Miles

Qualifying

28/07/2012 11:20

Practice started at 11:20:40

| Pos | No. | Name | Class | Bike | CC | Best Tm | In Lap | Diff | 2nd Best | 2nd Lap |
|-----|-----|------------------|-----------|---------|-------|----------|--------|--------|----------|---------|
| 1 | 41 | Milo Ward | Superteen | Aprilia | 125 | 1:37.054 | 7 | | 1:39.159 | 5 |
| 2 | 67 | Gideon Thomas | Nitro | Aprilia | 125 n | 1:38.616 | 3 | 1.562 | 1:40.136 | 2 |
| 3 | 8 | Lewis Rollo | Superteen | Aprilia | 125 | 1:38.639 | 6 | 1.585 | 1:38.647 | 7 |
| 4 | 22 | Zak Corderoy | Nitro | Aprilia | 125 n | 1:38.822 | 3 | 1.768 | 1:38.950 | 4 |
| 5 | 5 | George Stanley | Superteen | Aprilia | 125 | 1:39.066 | 7 | 2.012 | 1:39.632 | 3 |
| 6 | 97 | Bradley Perie | Nitro | Aprilia | 125 n | 1:39.076 | 8 | 2.022 | 1:39.182 | 4 |
| 7 | 111 | Sam Smith | Superteen | Aprilia | 125 | 1:39.317 | 3 | 2.263 | 1:39.409 | 4 |
| 8 | 95 | Ross Simpson | Nitro | Aprilia | 125 n | 1:40.245 | 7 | 3.191 | 1:40.677 | 9 |
| 9 | 55 | Kevin Keyes | Nitro | Aprilia | 125 n | 1:40.864 | 7 | 3.810 | 1:40.876 | 9 |
| 10 | 88 | Lewis Goode | Nitro | Aprilia | 125 n | 1:41.472 | 6 | 4.418 | 1:41.706 | 3 |
| 11 | 43 | Alex Platt | Superteen | Aprilia | 125 | 1:42.242 | 8 | 5.188 | 1:42.329 | 7 |
| 12 | 11 | Joe Sheldon-Shaw | Superteen | Aprilia | 125 | 1:42.252 | 7 | 5.198 | 1:42.767 | 6 |
| 13 | 4 | Louis Valleley | Nitro | Aprilia | 125 n | 1:42.347 | 7 | 5.293 | 1:42.798 | 6 |
| 14 | 28 | Keenan Armstrong | Nitro | Aprilia | 125 n | 1:42.633 | 6 | 5.579 | 1:42.659 | 7 |
| 15 | 77 | Ryan McAdam | Superteen | Aprilia | 125 | 1:42.648 | 5 | 5.594 | 1:43.032 | 7 |
| 16 | 303 | Aiden Walker | Nitro | Aprilia | 125 n | 1:44.314 | 8 | 7.260 | 1:45.022 | 7 |
| 17 | 74 | Joey Thompson | Superteen | Aprilia | 125 | 1:44.410 | 8 | 7.356 | 1:44.774 | 4 |
| 18 | 96 | Conor Wheeler | Nitro | Aprilia | 125 n | 1:45.551 | 7 | 8.497 | 1:45.653 | 3 |
| 19 | 52 | Olly Brocklesby | Nitro | Aprilia | 125 n | 1:46.575 | 3 | 9.521 | 1:46.788 | 4 |
| 20 | 35 | Sam Wilford | Nitro | Aprilia | 125 n | 1:47.011 | 3 | 9.957 | 1:47.457 | 5 |
| 21 | 7 | William Caines | Nitro | Aprilia | 125 n | 1:47.902 | 4 | 10.848 | 1:48.003 | 5 |
| 22 | 93 | William Holland | Nitro | Aprilia | 125 n | 1:49.041 | 7 | 11.987 | 1:49.231 | 4 |
| 23 | 15 | Rhys Wilks | Nitro | Aprilia | 125 n | 1:54.411 | 5 | 17.357 | 1:54.770 | 7 |
| 24 | 58 | Cameron Lee | Superteen | Aprilia | 125 | | 0 | | | 0 |

Announcements

No. 67 - Lap 1 Disallowed Yellow Flag Infringement

Timekeeper:

Race Director:

Weather / Track: Sunny - Dry

Results @ www.sportstimingsservices.com


Printed: 28/07/2012 11:37:51





Thundersport GB Rounds 10 & 11

Aprilia Superteens Rockingham International 1.940 Miles
 Race 6 & 15 Saturday 28/07/2012
 Race (8 Laps)



POLE POSITION

| | 1 | 2 | 3 | 4 |
|---|----|----|-----|-----|
| 1 | 41 | 67 | 8 | 22 |
| 2 | 5 | 97 | 111 | 95 |
| 3 | 55 | 88 | 43 | 11 |
| 4 | 4 | 28 | 77 | 303 |
| 5 | 74 | 96 | 52 | 35 |
| 6 | 7 | 93 | 15 | 58 |

Timekeeper:

Race Director:

Weather / Track:

Results @ www.sportstimeservices.com

Printed: 28/07/2012 11:38:56





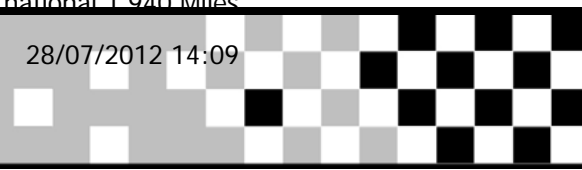
Thundersport GB Rounds 10 & 11

Rockingham International 1.940 Miles

Sorted on Laps

Race 6 28/07/2012 14:09

Race (8 Laps) started at 14:09:57



| Pos | No. | Name | Class | Bike | CC | Laps | Total Tm | Diff | Best Tm | In Lap |
|----------------|-----|------------------|-----------|---------|-------|------|-----------|----------|----------|--------|
| 1 | 8 | Lewis Rollo | Superteen | Aprilia | 125 | 8 | 13:08.108 | | 1:36.291 | 7 |
| 2 | 5 | George Stanley | Superteen | Aprilia | 125 | 8 | 13:08.850 | 0.742 | 1:36.662 | 7 |
| 3 | 97 | Bradley Perie | Nitro | Aprilia | 125 n | 8 | 13:09.665 | 1.557 | 1:36.734 | 7 |
| 4 | 41 | Milo Ward | Superteen | Aprilia | 125 | 8 | 13:18.271 | 10.163 | 1:36.728 | 7 |
| 5 | 95 | Ross Simpson | Nitro | Aprilia | 125 n | 8 | 13:25.813 | 17.705 | 1:38.850 | 4 |
| 6 | 55 | Kevin Keyes | Superteen | Aprilia | 125 | 8 | 13:35.240 | 27.132 | 1:39.839 | 6 |
| 7 | 88 | Lewis Goode | Nitro | Aprilia | 125 n | 8 | 13:45.798 | 37.690 | 1:41.387 | 5 |
| 8 | 77 | Ryan McAdam | Superteen | Aprilia | 125 | 8 | 13:49.287 | 41.179 | 1:41.266 | 6 |
| 9 | 11 | Joe Sheldon-Shaw | Superteen | Aprilia | 125 | 8 | 13:49.846 | 41.738 | 1:41.630 | 8 |
| 10 | 43 | Alex Platt | Superteen | Aprilia | 125 | 8 | 13:53.049 | 44.941 | 1:42.207 | 2 |
| 11 | 4 | Louis Valleley | Nitro | Aprilia | 125 n | 8 | 13:53.118 | 45.010 | 1:41.469 | 6 |
| 12 | 67 | Gideon Thomas | Nitro | Aprilia | 125 n | 8 | 13:56.254 | 48.146 | 1:40.514 | 3 |
| 13 | 74 | Joey Thompson | Superteen | Aprilia | 125 | 8 | 14:01.299 | 53.191 | 1:42.996 | 7 |
| 14 | 303 | Aiden Walker | Nitro | Aprilia | 125 n | 8 | 14:01.766 | 53.658 | 1:42.822 | 7 |
| 15 | 35 | Sam Wilford | Nitro | Aprilia | 125 n | 8 | 14:16.900 | 1:08.792 | 1:44.182 | 6 |
| 16 | 96 | Conor Wheeler | Nitro | Aprilia | 125 n | 8 | 14:17.042 | 1:08.934 | 1:44.219 | 6 |
| 17 | 28 | Keenan Armstrong | Nitro | Aprilia | 125 n | 8 | 14:30.015 | 1:21.907 | 1:42.937 | 5 |
| 18 | 7 | William Caines | Nitro | Aprilia | 125 n | 8 | 14:42.880 | 1:34.772 | 1:45.823 | 2 |
| 19 | 93 | William Holland | Nitro | Aprilia | 125 n | 7 | 13:08.063 | 1 Lap | 1:50.225 | 7 |
| 20 | 15 | Rhys Wilks | Nitro | Aprilia | 125 n | 7 | 13:46.065 | 1 Lap | 1:54.525 | 3 |
| Not classified | | | | | | | | | | |
| DNF | 22 | Zak Corderoy | Nitro | Aprilia | 125 n | 7 | 11:30.733 | DNF | 1:36.132 | 7 |
| DNF | 111 | Sam Smith | Superteen | Aprilia | 125 | 3 | 5:04.136 | DNF | 1:37.512 | 3 |

110% Time - 14:26.919

| Margin of Victory | Avg. Speed | Best Lap Tm | Best Speed | Best Lap by |
|-------------------|------------|-------------|------------|-----------------|
| 0.742 | 70.894 | 1:36.132 | 72.650 | 22 Zak Corderoy |

Timekeeper:
 Race Director:
 Weather / Track: Cloudy - Dry
 Results @ www.sportstimingservices.com
 Printed: 28/07/2012 14:26:38





Thundersport GB Rounds 10 & 11

Lapchart

Aprilia Superteens

Rockingham International 1.940 Miles

Race 6

28/07/2012 14:09

Race (8 Laps) started at 14:09:57



| Competitors | Laps | | | | | | | | | |
|-----------------------|------|-----|-----|-----|-----|-----|-----|-----|-----|-----|
| | 0 | 1 | 2 | 3 | 4 | 5 | 6 | 7 | 8 | |
| Milo Ward (41) | 1 | 41 | 5 | 5 | 22 | 22 | 8 | 22 | 22 | 8 |
| Zak Corderoy (22) | 2 | 22 | 22 | 22 | 8 | 8 | 22 | 8 | 8 | 5 |
| Lewis Rollo (8) | 3 | 8 | 97 | 8 | 5 | 5 | 5 | 5 | 5 | 97 |
| Gideon Thomas (67) | 4 | 67 | 8 | 97 | 97 | 97 | 97 | 97 | 97 | 41 |
| George Stanley (5) | 5 | 5 | 41 | 41 | 41 | 41 | 41 | 41 | 41 | 95 |
| Ross Simpson (95) | 6 | 95 | 111 | 111 | 111 | 95 | 95 | 95 | 95 | 55 |
| Bradley Perie (97) | 7 | 97 | 95 | 95 | 95 | 55 | 55 | 55 | 55 | 88 |
| Sam Smith (111) | 8 | 111 | 88 | 55 | 55 | 67 | 88 | 88 | 88 | 77 |
| Lewis Goode (88) | 9 | 88 | 55 | 67 | 67 | 88 | 67 | 67 | 67 | 11 |
| Alex Platt (43) | 10 | 43 | 67 | 88 | 88 | 43 | 11 | 11 | 77 | 43 |
| Kevin Keyes (55) | 11 | 55 | 43 | 43 | 43 | 11 | 43 | 77 | 11 | 4 |
| Keenan Armstrong (28) | 12 | 28 | 11 | 11 | 11 | 4 | 77 | 43 | 4 | 67 |
| Joe Sheldon-Shaw (11) | 13 | 11 | 77 | 77 | 4 | 77 | 4 | 4 | 43 | 74 |
| Aiden Walker (303) | 14 | 303 | 4 | 4 | 77 | 74 | 28 | 28 | 74 | 303 |
| Ryan McAdam (77) | 15 | 77 | 303 | 74 | 74 | 28 | 74 | 74 | 303 | 35 |
| Joey Thompson (74) | 16 | 74 | 74 | 28 | 28 | 303 | 303 | 303 | 96 | 96 |
| Sam Wilford (35) | 17 | 35 | 28 | 303 | 303 | 96 | 96 | 96 | 35 | 28 |
| William Caines (7) | 18 | 7 | 35 | 96 | 96 | 35 | 35 | 35 | 28 | 7 |
| Conor Wheeler (96) | 19 | 96 | 96 | 35 | 35 | 7 | 7 | 7 | 7 | 7 |
| Louis Valleley (4) | 20 | 4 | 7 | 7 | 7 | 93 | 93 | 93 | 93 | 93 |
| William Holland (93) | 21 | 93 | 93 | 93 | 93 | 15 | 15 | 15 | 15 | 15 |
| Rhys Wilks (15) | 22 | 15 | 15 | 15 | 15 | | | | | |

Timekeeper:
 Race Director:
 Weather / Track: Cloudy - Dry
 Results @ www.sportstimeservices.com
 Printed: 28/07/2012 14:33:08





Thundersport GB Rounds 10 & 11

Aprilia Superteens

Rockingham International 1.940 Miles

Race 6

28/07/2012 14:09

Race (8 Laps) started at 14:09:57

| Lap | Lap Tm | Diff | Time of Day |
|---------------------------|-----------------|--------|--------------|
| (8) Lewis Rollo | | | |
| 1 | 1:43.338 | +7.047 | 14:12:44.697 |
| 2 | 1:37.487 | +1.196 | 14:14:22.184 |
| 3 | 1:37.673 | +1.382 | 14:15:59.857 |
| 4 | 1:37.320 | +1.029 | 14:17:37.177 |
| 5 | 1:38.214 | +1.923 | 14:19:15.391 |
| 6 | 1:36.892 | +0.601 | 14:20:52.283 |
| 7 | 1:36.291 | | 14:22:28.574 |
| 8 | 1:36.996 | +0.705 | 14:24:05.570 |
| (5) George Stanley | | | |
| 1 | 1:41.566 | +4.904 | 14:12:43.114 |
| 2 | 1:38.698 | +2.036 | 14:14:21.812 |
| 3 | 1:38.700 | +2.038 | 14:16:00.512 |
| 4 | 1:37.047 | +0.385 | 14:17:37.559 |
| 5 | 1:38.525 | +1.863 | 14:19:16.084 |
| 6 | 1:36.889 | +0.227 | 14:20:52.973 |
| 7 | 1:36.662 | | 14:22:29.635 |
| 8 | 1:36.677 | +0.015 | 14:24:06.312 |
| (97) Bradley Perie | | | |
| 1 | 1:42.481 | +5.747 | 14:12:44.236 |
| 2 | 1:38.677 | +1.943 | 14:14:22.913 |
| 3 | 1:38.158 | +1.424 | 14:16:01.071 |
| 4 | 1:37.815 | +1.081 | 14:17:38.886 |
| 5 | 1:37.745 | +1.011 | 14:19:16.631 |
| 6 | 1:36.883 | +0.149 | 14:20:53.514 |
| 7 | 1:36.734 | | 14:22:30.248 |
| 8 | 1:36.879 | +0.145 | 14:24:07.127 |
| (41) Milo Ward | | | |
| 1 | 1:44.563 | +7.835 | 14:12:45.611 |
| 2 | 1:37.713 | +0.985 | 14:14:23.324 |
| 3 | 1:38.147 | +1.419 | 14:16:01.471 |
| 4 | 1:38.319 | +1.591 | 14:17:39.790 |
| 5 | 1:37.123 | +0.395 | 14:19:16.913 |
| 6 | 1:37.027 | +0.299 | 14:20:53.940 |
| 7 | 1:36.728 | | 14:22:30.668 |
| 8 | 1:45.065 | +8.337 | 14:24:15.733 |
| (95) Ross Simpson | | | |
| 1 | 1:44.608 | +5.758 | 14:12:46.358 |
| 2 | 1:39.194 | +0.344 | 14:14:25.552 |
| 3 | 1:38.864 | +0.014 | 14:16:04.416 |
| 4 | 1:38.850 | | 14:17:43.266 |
| 5 | 1:39.373 | +0.523 | 14:19:22.639 |
| 6 | 1:39.877 | +1.027 | 14:21:02.516 |
| 7 | 1:40.247 | +1.397 | 14:22:42.763 |
| 8 | 1:40.512 | +1.662 | 14:24:23.275 |
| (55) Kevin Keyes | | | |
| 1 | 1:46.158 | +6.319 | 14:12:48.620 |
| 2 | 1:41.339 | +1.500 | 14:14:29.959 |
| 3 | 1:40.151 | +0.312 | 14:16:10.110 |
| 4 | 1:40.616 | +0.777 | 14:17:50.726 |
| 5 | 1:40.021 | +0.182 | 14:19:30.747 |
| 6 | 1:39.839 | | 14:21:10.586 |
| 7 | 1:40.100 | +0.261 | 14:22:50.686 |
| 8 | 1:42.016 | +2.177 | 14:24:32.702 |
| (88) Lewis Goode | | | |
| 1 | 1:45.826 | +4.439 | 14:12:48.158 |
| 2 | 1:42.318 | +0.931 | 14:14:30.476 |
| 3 | 1:42.329 | +0.942 | 14:16:12.805 |
| 4 | 1:41.695 | +0.308 | 14:17:54.500 |

| Lap | Lap Tm | Diff | Time of Day |
|------------------------------|-----------------|--------|--------------|
| 5 | 1:41.387 | | 14:19:35.887 |
| 6 | 1:41.575 | +0.188 | 14:21:17.462 |
| 7 | 1:42.739 | +1.352 | 14:23:00.201 |
| 8 | 1:43.059 | +1.672 | 14:24:43.260 |
| (77) Ryan McAdam | | | |
| 1 | 1:48.230 | +6.964 | 14:12:51.209 |
| 2 | 1:42.556 | +1.290 | 14:14:33.765 |
| 3 | 1:42.320 | +1.054 | 14:16:16.085 |
| 4 | 1:42.811 | +1.545 | 14:17:58.896 |
| 5 | 1:43.901 | +2.635 | 14:19:42.797 |
| 6 | 1:41.266 | | 14:21:24.063 |
| 7 | 1:41.268 | +0.002 | 14:23:05.331 |
| 8 | 1:41.418 | +0.152 | 14:24:46.749 |
| (11) Joe Sheldon-Shaw | | | |
| 1 | 1:47.803 | +6.173 | 14:12:50.730 |
| 2 | 1:42.518 | +0.888 | 14:14:33.248 |
| 3 | 1:42.052 | +0.422 | 14:16:15.300 |
| 4 | 1:43.386 | +1.756 | 14:17:58.686 |
| 5 | 1:42.980 | +1.350 | 14:19:41.666 |
| 6 | 1:41.919 | +0.289 | 14:21:23.585 |
| 7 | 1:42.093 | +0.463 | 14:23:05.678 |
| 8 | 1:41.630 | | 14:24:47.308 |
| (43) Alex Platt | | | |
| 1 | 1:47.943 | +5.736 | 14:12:50.342 |
| 2 | 1:42.207 | | 14:14:32.549 |
| 3 | 1:42.636 | +0.429 | 14:16:15.185 |
| 4 | 1:43.316 | +1.109 | 14:17:58.501 |
| 5 | 1:44.099 | +1.892 | 14:19:42.600 |
| 6 | 1:42.809 | +0.602 | 14:21:25.409 |
| 7 | 1:42.349 | +0.142 | 14:23:07.758 |
| 8 | 1:42.753 | +0.546 | 14:24:50.511 |
| (4) Louis Valleley | | | |
| 1 | 1:48.182 | +6.713 | 14:12:52.219 |
| 2 | 1:41.928 | +0.459 | 14:14:34.147 |
| 3 | 1:41.706 | +0.237 | 14:16:15.853 |
| 4 | 1:42.893 | +1.424 | 14:17:58.746 |
| 5 | 1:45.390 | +3.921 | 14:19:44.136 |
| 6 | 1:41.469 | | 14:21:25.605 |
| 7 | 1:41.885 | +0.416 | 14:23:07.490 |
| 8 | 1:43.090 | +1.621 | 14:24:50.580 |
| (67) Gideon Thomas | | | |
| 1 | 1:48.181 | +7.667 | 14:12:49.640 |
| 2 | 1:40.787 | +0.273 | 14:14:30.427 |
| 3 | 1:40.514 | | 14:16:10.941 |
| 4 | 1:42.836 | +2.322 | 14:17:53.777 |
| 5 | 1:42.379 | +1.865 | 14:19:36.156 |
| 6 | 1:44.374 | +3.860 | 14:21:20.530 |
| 7 | 1:44.446 | +3.932 | 14:23:04.976 |
| 8 | 1:48.740 | +8.226 | 14:24:53.716 |
| (74) Joey Thompson | | | |
| 1 | 1:49.717 | +6.721 | 14:12:52.995 |
| 2 | 1:43.943 | +0.947 | 14:14:36.938 |
| 3 | 1:44.034 | +1.038 | 14:16:20.972 |
| 4 | 1:44.094 | +1.098 | 14:18:05.066 |
| 5 | 1:43.688 | +0.692 | 14:19:48.754 |
| 6 | 1:43.207 | +0.211 | 14:21:31.961 |
| 7 | 1:42.996 | | 14:23:14.957 |
| 8 | 1:43.804 | +0.808 | 14:24:58.761 |
| (303) Aiden Walker | | | |

| Lap | Lap Tm | Diff | Time of Day |
|------------------------------|-----------------|---------|--------------|
| 1 | 1:49.754 | +6.932 | 14:12:52.721 |
| 2 | 1:45.083 | +2.261 | 14:14:37.804 |
| 3 | 1:43.768 | +0.946 | 14:16:21.572 |
| 4 | 1:44.099 | +1.277 | 14:18:05.671 |
| 5 | 1:43.657 | +0.835 | 14:19:49.328 |
| 6 | 1:43.610 | +0.788 | 14:21:32.938 |
| 7 | 1:42.822 | | 14:23:15.760 |
| 8 | 1:43.468 | +0.646 | 14:24:59.228 |
| (35) Sam Wilford | | | |
| 1 | 1:52.193 | +8.011 | 14:12:55.552 |
| 2 | 1:48.162 | +3.980 | 14:14:43.714 |
| 3 | 1:45.661 | +1.479 | 14:16:29.375 |
| 4 | 1:45.703 | +1.521 | 14:18:15.078 |
| 5 | 1:45.387 | +1.205 | 14:20:00.465 |
| 6 | 1:44.182 | | 14:21:44.647 |
| 7 | 1:45.308 | +1.126 | 14:23:29.955 |
| 8 | 1:44.407 | +0.225 | 14:25:14.362 |
| (96) Conor Wheeler | | | |
| 1 | 1:51.880 | +7.661 | 14:12:55.619 |
| 2 | 1:46.972 | +2.753 | 14:14:42.591 |
| 3 | 1:46.002 | +1.783 | 14:16:28.593 |
| 4 | 1:45.932 | +1.713 | 14:18:14.525 |
| 5 | 1:44.710 | +0.491 | 14:19:59.235 |
| 6 | 1:44.219 | | 14:21:43.454 |
| 7 | 1:45.966 | +1.747 | 14:23:29.420 |
| 8 | 1:45.084 | +0.865 | 14:25:14.504 |
| (28) Keenan Armstrong | | | |
| 1 | 1:51.074 | +8.137 | 14:12:53.753 |
| 2 | 1:43.763 | +0.826 | 14:14:37.516 |
| 3 | 1:43.837 | +0.900 | 14:16:21.353 |
| 4 | 1:44.277 | +1.340 | 14:18:05.630 |
| 5 | 1:42.937 | | 14:19:48.567 |
| 6 | 1:43.136 | +0.199 | 14:21:31.703 |
| 7 | 2:05.361 | +22.424 | 14:23:37.064 |
| 8 | 1:50.413 | +7.476 | 14:25:27.477 |
| (7) William Caines | | | |
| 1 | 1:54.398 | +8.575 | 14:12:57.987 |
| 2 | 1:45.823 | | 14:14:43.810 |
| 3 | 1:46.904 | +1.081 | 14:16:30.714 |
| 4 | 1:47.411 | +1.588 | 14:18:18.125 |
| 5 | 1:50.253 | +4.430 | 14:20:08.378 |
| 6 | 1:50.481 | +4.658 | 14:21:58.859 |
| 7 | 1:51.096 | +5.273 | 14:23:49.955 |
| 8 | 1:50.387 | +4.564 | 14:25:40.342 |
| (93) William Holland | | | |
| 1 | 1:54.558 | +4.333 | 14:12:58.787 |
| 2 | 1:52.656 | +2.431 | 14:14:51.443 |
| 3 | 1:51.621 | +1.396 | 14:16:43.064 |
| 4 | 1:50.750 | +0.525 | 14:18:33.814 |
| 5 | 1:50.763 | +0.538 | 14:20:24.577 |
| 6 | 1:50.723 | +0.498 | 14:22:15.300 |
| 7 | 1:50.225 | | 14:24:05.525 |
| (15) Rhys Wilks | | | |
| 1 | 1:59.096 | +4.571 | 14:13:03.612 |
| 2 | 1:55.685 | +1.160 | 14:14:59.297 |
| 3 | 1:54.525 | | 14:16:53.822 |
| 4 | 1:56.683 | +2.158 | 14:18:50.505 |
| 5 | 1:55.834 | +1.309 | 14:20:46.339 |
| 6 | 2:01.684 | +7.159 | 14:22:48.023 |
| 7 | 1:55.504 | +0.979 | 14:24:43.527 |

Timekeeper:

Race Director:

Weather / Track: Cloudy - Dry

Results @ www.sportstimingsservices.com

Printed: 28/07/2012 14:33:49





Thundersport GB Rounds 10 & 11


Aprilia Superteens

Rockingham International 1.940 Miles

Race 6

28/07/2012 14:09

Race (8 Laps) started at 14:10:57



| Lap | Lap Tm | Diff | Time of Day |
|--------------------------|-----------------|--------|--------------|
| (22) Zak Corderoy | | | |
| 1 | 1:42.223 | +6.091 | 14:12:43.448 |
| 2 | 1:38.600 | +2.468 | 14:14:22.048 |
| 3 | 1:37.643 | +1.511 | 14:15:59.691 |
| 4 | 1:37.420 | +1.288 | 14:17:37.111 |
| 5 | 1:38.651 | +2.519 | 14:19:15.762 |
| 6 | 1:36.301 | +0.169 | 14:20:52.063 |
| 7 | 1:36.132 | | 14:22:28.195 |
| (11) Sam Smith | | | |
| 1 | 1:44.054 | +6.542 | 14:12:45.933 |
| 2 | 1:38.153 | +0.641 | 14:14:24.086 |
| 3 | 1:37.512 | | 14:16:01.598 |

| Lap | Lap Tm | Diff | Time of Day |
|-----|--------|------|-------------|
|-----|--------|------|-------------|

| Lap | Lap Tm | Diff | Time of Day |
|-----|--------|------|-------------|
|-----|--------|------|-------------|

Timekeeper:
 Race Director:
 Weather / Track: Cloudy - Dry
 Results @ www.sportstimingsservices.com
 Printed: 28/07/2012 14:33:49





Thundersport GB Rounds 10 & 11

Sorted on Laps

Aprilia Superteens

Rockingham International 1.940 Miles

Race 15

28/07/2012 17:04

Race (8 Laps) started at 17:04:20

| Pos | No. | Name | Class | Bike | CC | Laps | Total Tm | Diff | Best Tm | In Lap |
|-----|-----|-----------------|-----------|---------|-------|------|-----------|----------|----------|--------|
| 1 | 8 | Lewis Rollo | Superteen | Aprilia | 125 | 8 | 13:06.387 | | 1:36.656 | 6 |
| 2 | 5 | George Stanley | Superteen | Aprilia | 125 | 8 | 13:11.869 | 5.482 | 1:37.185 | 3 |
| 3 | 95 | Ross Simpson | Nitro | Aprilia | 125 n | 8 | 13:19.787 | 13.400 | 1:37.863 | 2 |
| 4 | 111 | Sam Smith | Superteen | Aprilia | 125 | 8 | 13:27.366 | 20.979 | 1:39.220 | 2 |
| 5 | 55 | Kevin Keyes | Superteen | Aprilia | 125 | 8 | 13:31.024 | 24.637 | 1:38.954 | 7 |
| 6 | 67 | Gideon Thomas | Nitro | Aprilia | 125 n | 8 | 13:31.632 | 25.245 | 1:39.050 | 4 |
| 7 | 88 | Lewis Goode | Nitro | Aprilia | 125 n | 8 | 13:46.727 | 40.340 | 1:40.995 | 2 |
| 8 | 4 | Louis Valleley | Nitro | Aprilia | 125 n | 8 | 13:48.878 | 42.491 | 1:41.580 | 3 |
| 9 | 77 | Ryan McAdam | Superteen | Aprilia | 125 | 8 | 13:48.910 | 42.523 | 1:41.501 | 8 |
| 10 | 43 | Alex Platt | Superteen | Aprilia | 125 | 8 | 13:50.040 | 43.653 | 1:41.465 | 7 |
| 11 | 74 | Joey Thompson | Superteen | Aprilia | 125 | 8 | 14:09.171 | 1:02.784 | 1:41.954 | 4 |
| 12 | 303 | Aiden Walker | Nitro | Aprilia | 125 n | 8 | 14:12.257 | 1:05.870 | 1:43.931 | 3 |
| 13 | 96 | Conor Wheeler | Nitro | Aprilia | 125 n | 8 | 14:12.422 | 1:06.035 | 1:44.122 | 7 |
| 14 | 35 | Sam Wilford | Nitro | Aprilia | 125 n | 8 | 14:23.493 | 1:17.106 | 1:44.499 | 4 |
| 15 | 7 | William Caines | Nitro | Aprilia | 125 n | 8 | 14:42.115 | 1:35.728 | 1:46.212 | 2 |
| 16 | 93 | William Holland | Nitro | Aprilia | 125 n | 8 | 14:57.206 | 1:50.819 | 1:50.202 | 7 |
| 17 | 15 | Rhys Wilks | Nitro | Aprilia | 125 n | 7 | 13:39.017 | 1 Lap | 1:54.299 | 2 |

Not classified

| | | | | | | | | | | |
|-----|----|------------------|-----------|---------|-------|---|-----------|-----|----------|---|
| DNF | 22 | Zak Corderoy | Nitro | Aprilia | 125 n | 7 | 11:27.952 | DNF | 1:36.213 | 6 |
| DNF | 97 | Bradley Perie | Nitro | Aprilia | 125 n | 7 | 11:38.249 | DNF | 1:37.803 | 2 |
| DNF | 11 | Joe Sheldon-Shaw | Superteen | Aprilia | 125 | 6 | 10:27.380 | DNF | 1:41.809 | 4 |
| DNF | 28 | Keenan Armstrong | Nitro | Aprilia | 125 n | 4 | 7:00.851 | DNF | 1:42.391 | 3 |
| DNF | 41 | Milo Ward | Superteen | Aprilia | 125 | 1 | 1:46.095 | DNF | 1:42.130 | 1 |

110% Time - 14:25.026

| Margin of Victory | Avg. Speed | Best Lap Tm | Best Speed | Best Lap by |
|-------------------|------------|-------------|------------|-----------------|
| 5.482 | 71.049 | 1:36.656 | 72.256 | 8 - Lewis Rollo |

Timekeeper:

Race Director:

Weather / Track: Bright - Dry

Results @ www.sportstimingservices.com

Printed: 28/07/2012 17:22:27





Thundersport GB Rounds 10 & 11

Lapchart


Aprilia Superteens

Rockingham International 1.940 Miles

Race 15

28/07/2012 17:04

Race (8 Laps) started at 17:04:20



| Competitors | Laps | | | | | | | | | |
|-----------------------|------|-----|-----|-----|-----|-----|-----|-----|-----|-----|
| | 0 | 1 | 2 | 3 | 4 | 5 | 6 | 7 | 8 | |
| Milo Ward (41) | 1 | 41 | 8 | 8 | 8 | 8 | 8 | 8 | 8 | 8 |
| Zak Corderoy (22) | 2 | 22 | 41 | 22 | 22 | 22 | 22 | 22 | 22 | 5 |
| Lewis Rollo (8) | 3 | 8 | 5 | 5 | 5 | 5 | 5 | 5 | 5 | 95 |
| Gideon Thomas (67) | 4 | 67 | 22 | 97 | 97 | 97 | 97 | 97 | 97 | 111 |
| George Stanley (5) | 5 | 5 | 97 | 95 | 95 | 95 | 95 | 95 | 95 | 55 |
| Bradley Perie (97) | 6 | 97 | 95 | 111 | 111 | 111 | 111 | 111 | 111 | 67 |
| Ross Simpson (95) | 7 | 95 | 111 | 67 | 67 | 67 | 67 | 67 | 67 | 88 |
| Sam Smith (111) | 8 | 111 | 88 | 88 | 55 | 55 | 55 | 55 | 55 | 4 |
| Alex Platt (43) | 9 | 43 | 67 | 55 | 88 | 88 | 88 | 88 | 88 | 77 |
| Lewis Goode (88) | 10 | 88 | 55 | 28 | 28 | 4 | 4 | 4 | 4 | 43 |
| Keenan Armstrong (28) | 11 | 28 | 43 | 43 | 4 | 28 | 77 | 77 | 77 | 74 |
| Kevin Keyes (55) | 12 | 55 | 28 | 77 | 77 | 77 | 43 | 43 | 43 | 303 |
| Joe Sheldon-Shaw (11) | 13 | 11 | 77 | 4 | 43 | 74 | 11 | 11 | 74 | 96 |
| Louis Valleley (4) | 14 | 4 | 4 | 74 | 74 | 43 | 74 | 74 | 303 | 35 |
| Aiden Walker (303) | 15 | 303 | 74 | 11 | 11 | 11 | 35 | 303 | 96 | 7 |
| Ryan McAdam (77) | 16 | 77 | 11 | 303 | 303 | 303 | 303 | 96 | 35 | 93 |
| Joey Thompson (74) | 17 | 74 | 35 | 35 | 35 | 35 | 96 | 35 | 7 | |
| Sam Wilford (35) | 18 | 35 | 303 | 7 | 96 | 96 | 7 | 7 | 93 | |
| William Caines (7) | 19 | 7 | 7 | 96 | 7 | 7 | 93 | 93 | 15 | |
| Conor Wheeler (96) | 20 | 96 | 96 | 93 | 93 | 93 | 15 | 15 | | |
| William Holland (93) | 21 | 93 | 93 | 15 | 15 | 15 | | | | |
| Rhys Wilks (15) | 22 | 15 | 15 | | | | | | | |

Timekeeper:
 Race Director:
 Weather / Track: Bright - Dry
 Results @ www.sportstimeservices.com
 Printed: 28/07/2012 17:24:19





Thundersport GB Rounds 10 & 11

Aprilia Superteens

Rockingham International 1.940 Miles

Race 15

28/07/2012 17:04

Race (8 Laps) started at 17:04:20

| Lap | Lap Tm | Diff | Time of Day |
|---------------------------|-----------------|--------|--------------|
| (8) Lewis Rollo | | | |
| 1 | 1:41.123 | +4.467 | 17:07:05.538 |
| 2 | 1:37.180 | +0.524 | 17:08:42.718 |
| 3 | 1:37.225 | +0.569 | 17:10:19.943 |
| 4 | 1:37.241 | +0.585 | 17:11:57.184 |
| 5 | 1:36.887 | +0.231 | 17:13:34.071 |
| 6 | 1:36.656 | | 17:15:10.727 |
| 7 | 1:37.176 | +0.520 | 17:16:47.903 |
| 8 | 1:38.595 | +1.939 | 17:18:26.498 |
| (5) George Stanley | | | |
| 1 | 1:41.903 | +4.718 | 17:07:06.551 |
| 2 | 1:37.954 | +0.769 | 17:08:44.505 |
| 3 | 1:37.185 | | 17:10:21.690 |
| 4 | 1:37.222 | +0.037 | 17:11:58.912 |
| 5 | 1:38.073 | +0.888 | 17:13:36.985 |
| 6 | 1:37.828 | +0.643 | 17:15:14.813 |
| 7 | 1:38.119 | +0.934 | 17:16:52.932 |
| 8 | 1:39.048 | +1.863 | 17:18:31.980 |
| (95) Ross Simpson | | | |
| 1 | 1:42.681 | +4.818 | 17:07:07.556 |
| 2 | 1:37.863 | | 17:08:45.419 |
| 3 | 1:38.167 | +0.304 | 17:10:23.586 |
| 4 | 1:38.882 | +1.019 | 17:12:02.468 |
| 5 | 1:38.661 | +0.798 | 17:13:41.129 |
| 6 | 1:38.848 | +0.985 | 17:15:19.977 |
| 7 | 1:38.387 | +0.524 | 17:16:58.364 |
| 8 | 1:41.534 | +3.671 | 17:18:39.898 |
| (111) Sam Smith | | | |
| 1 | 1:45.831 | +6.611 | 17:07:10.779 |
| 2 | 1:39.220 | | 17:08:49.999 |
| 3 | 1:39.232 | +0.012 | 17:10:29.231 |
| 4 | 1:39.621 | +0.401 | 17:12:08.852 |
| 5 | 1:39.222 | +0.002 | 17:13:48.074 |
| 6 | 1:39.556 | +0.336 | 17:15:27.630 |
| 7 | 1:39.479 | +0.259 | 17:17:07.109 |
| 8 | 1:40.368 | +1.148 | 17:18:47.477 |
| (55) Kevin Keyes | | | |
| 1 | 1:45.901 | +6.947 | 17:07:11.690 |
| 2 | 1:40.355 | +1.401 | 17:08:52.045 |
| 3 | 1:41.577 | +2.623 | 17:10:33.622 |
| 4 | 1:40.108 | +1.154 | 17:12:13.730 |
| 5 | 1:39.726 | +0.772 | 17:13:53.456 |
| 6 | 1:39.577 | +0.623 | 17:15:33.033 |
| 7 | 1:38.954 | | 17:17:11.987 |
| 8 | 1:39.148 | +0.194 | 17:18:51.135 |
| (67) Gideon Thomas | | | |
| 1 | 1:46.422 | +7.372 | 17:07:11.015 |
| 2 | 1:39.761 | +0.711 | 17:08:50.776 |
| 3 | 1:39.980 | +0.930 | 17:10:30.756 |
| 4 | 1:39.050 | | 17:12:09.806 |
| 5 | 1:40.270 | +1.220 | 17:13:50.076 |
| 6 | 1:40.132 | +1.082 | 17:15:30.208 |
| 7 | 1:40.129 | +1.079 | 17:17:10.337 |
| 8 | 1:41.406 | +2.356 | 17:18:51.743 |
| (88) Lewis Goode | | | |
| 1 | 1:45.272 | +4.277 | 17:07:10.851 |
| 2 | 1:40.995 | | 17:08:51.846 |
| 3 | 1:42.089 | +1.094 | 17:10:33.935 |
| 4 | 1:41.471 | +0.476 | 17:12:15.406 |

| Lap | Lap Tm | Diff | Time of Day |
|---------------------------|-----------------|---------|--------------|
| 5 | 1:41.881 | +0.886 | 17:13:57.287 |
| 6 | 1:42.520 | +1.525 | 17:15:39.807 |
| 7 | 1:42.117 | +1.122 | 17:17:21.924 |
| 8 | 1:44.914 | +3.919 | 17:19:06.838 |
| (4) Louis Valleley | | | |
| 1 | 1:47.184 | +5.604 | 17:07:13.250 |
| 2 | 1:43.775 | +2.195 | 17:08:57.025 |
| 3 | 1:41.580 | | 17:10:38.605 |
| 4 | 1:41.886 | +0.306 | 17:12:20.491 |
| 5 | 1:41.942 | +0.362 | 17:14:02.433 |
| 6 | 1:41.978 | +0.398 | 17:15:44.411 |
| 7 | 1:42.199 | +0.619 | 17:17:26.610 |
| 8 | 1:42.379 | +0.799 | 17:19:08.989 |
| (77) Ryan McAdam | | | |
| 1 | 1:46.971 | +5.470 | 17:07:13.164 |
| 2 | 1:43.571 | +2.070 | 17:08:56.735 |
| 3 | 1:42.223 | +0.722 | 17:10:38.958 |
| 4 | 1:42.390 | +0.889 | 17:12:21.348 |
| 5 | 1:41.955 | +0.454 | 17:14:03.303 |
| 6 | 1:42.686 | +1.185 | 17:15:45.989 |
| 7 | 1:41.531 | +0.030 | 17:17:27.520 |
| 8 | 1:41.501 | | 17:19:09.021 |
| (43) Alex Platt | | | |
| 1 | 1:47.184 | +5.719 | 17:07:12.623 |
| 2 | 1:43.994 | +2.529 | 17:08:56.617 |
| 3 | 1:42.780 | +1.315 | 17:10:39.397 |
| 4 | 1:42.529 | +1.064 | 17:12:21.926 |
| 5 | 1:41.935 | +0.470 | 17:14:03.861 |
| 6 | 1:42.529 | +1.064 | 17:15:46.390 |
| 7 | 1:41.465 | | 17:17:27.855 |
| 8 | 1:42.296 | +0.831 | 17:19:10.151 |
| (74) Joey Thompson | | | |
| 1 | 1:47.505 | +5.551 | 17:07:13.754 |
| 2 | 1:43.801 | +1.847 | 17:08:57.555 |
| 3 | 1:42.302 | +0.348 | 17:10:39.857 |
| 4 | 1:41.954 | | 17:12:21.811 |
| 5 | 1:52.280 | +10.326 | 17:14:14.091 |
| 6 | 1:44.074 | +2.120 | 17:15:58.165 |
| 7 | 1:45.913 | +3.959 | 17:17:44.078 |
| 8 | 1:45.204 | +3.250 | 17:19:29.282 |
| (303) Aiden Walker | | | |
| 1 | 1:50.856 | +6.925 | 17:07:16.945 |
| 2 | 1:44.687 | +0.756 | 17:09:01.632 |
| 3 | 1:43.931 | | 17:10:45.563 |
| 4 | 1:44.007 | +0.076 | 17:12:29.570 |
| 5 | 1:48.526 | +4.595 | 17:14:18.096 |
| 6 | 1:44.391 | +0.460 | 17:16:02.487 |
| 7 | 1:44.879 | +0.948 | 17:17:47.366 |
| 8 | 1:45.002 | +1.071 | 17:19:32.368 |
| (96) Conor Wheeler | | | |
| 1 | 1:51.660 | +7.538 | 17:07:18.360 |
| 2 | 1:45.908 | +1.786 | 17:09:04.268 |
| 3 | 1:45.975 | +1.853 | 17:10:50.243 |
| 4 | 1:44.664 | +0.542 | 17:12:34.907 |
| 5 | 1:44.716 | +0.594 | 17:14:19.623 |
| 6 | 1:44.411 | +0.289 | 17:16:04.034 |
| 7 | 1:44.122 | | 17:17:48.156 |
| 8 | 1:44.377 | +0.255 | 17:19:32.533 |
| (35) Sam Wilford | | | |

| Lap | Lap Tm | Diff | Time of Day |
|------------------------------|-----------------|--------|--------------|
| 1 | 1:49.932 | +5.433 | 17:07:16.480 |
| 2 | 1:45.189 | +0.690 | 17:09:01.669 |
| 3 | 1:45.470 | +0.971 | 17:10:47.139 |
| 4 | 1:44.499 | | 17:12:31.638 |
| 5 | 1:46.054 | +1.555 | 17:14:17.692 |
| 6 | 1:53.240 | +8.741 | 17:16:10.932 |
| 7 | 1:45.211 | +0.712 | 17:17:56.143 |
| 8 | 1:47.461 | +2.962 | 17:19:43.604 |
| (7) William Caines | | | |
| 1 | 1:51.171 | +4.959 | 17:07:17.859 |
| 2 | 1:46.212 | | 17:09:04.071 |
| 3 | 1:47.356 | +1.144 | 17:10:51.427 |
| 4 | 1:47.464 | +1.252 | 17:12:38.891 |
| 5 | 1:49.399 | +3.187 | 17:14:28.290 |
| 6 | 1:50.371 | +4.159 | 17:16:18.661 |
| 7 | 1:49.913 | +3.701 | 17:18:08.574 |
| 8 | 1:53.652 | +7.440 | 17:20:02.226 |
| (93) William Holland | | | |
| 1 | 1:52.446 | +2.244 | 17:07:19.921 |
| 2 | 1:50.586 | +0.384 | 17:09:10.507 |
| 3 | 1:51.069 | +0.867 | 17:11:01.576 |
| 4 | 1:50.897 | +0.695 | 17:12:52.473 |
| 5 | 1:50.988 | +0.786 | 17:14:43.461 |
| 6 | 1:51.479 | +1.277 | 17:16:34.940 |
| 7 | 1:50.202 | | 17:18:25.142 |
| 8 | 1:52.175 | +1.973 | 17:20:17.317 |
| (15) Rhys Wilks | | | |
| 1 | 1:56.185 | +1.886 | 17:07:24.121 |
| 2 | 1:54.299 | | 17:09:18.420 |
| 3 | 1:55.031 | +0.732 | 17:11:13.451 |
| 4 | 1:55.679 | +1.380 | 17:13:09.130 |
| 5 | 1:54.725 | +0.426 | 17:15:03.855 |
| 6 | 1:57.652 | +3.353 | 17:17:01.507 |
| 7 | 1:57.621 | +3.322 | 17:18:59.128 |
| (22) Zak Corderoy | | | |
| 1 | 1:42.426 | +6.213 | 17:07:06.774 |
| 2 | 1:37.424 | +1.211 | 17:08:44.198 |
| 3 | 1:36.600 | +0.387 | 17:10:20.798 |
| 4 | 1:36.881 | +0.668 | 17:11:57.679 |
| 5 | 1:36.852 | +0.639 | 17:13:34.531 |
| 6 | 1:36.213 | | 17:15:10.744 |
| 7 | 1:37.319 | +1.106 | 17:16:48.063 |
| (97) Bradley Perie | | | |
| 1 | 1:42.690 | +4.887 | 17:07:07.473 |
| 2 | 1:37.803 | | 17:08:45.276 |
| 3 | 1:38.257 | +0.454 | 17:10:23.533 |
| 4 | 1:38.787 | +0.984 | 17:12:02.320 |
| 5 | 1:38.722 | +0.919 | 17:13:41.042 |
| 6 | 1:38.814 | +1.011 | 17:15:19.856 |
| 7 | 1:38.504 | +0.701 | 17:16:58.360 |
| (11) Joe Sheldon-Shaw | | | |
| 1 | 1:49.866 | +8.057 | 17:07:15.887 |
| 2 | 1:42.298 | +0.489 | 17:08:58.185 |
| 3 | 1:42.716 | +0.907 | 17:10:40.901 |
| 4 | 1:41.809 | | 17:12:22.710 |
| 5 | 1:42.019 | +0.210 | 17:14:04.729 |
| 6 | 1:42.762 | +0.953 | 17:15:47.491 |
| (28) Keenan Armstrong | | | |
| 1 | 1:47.082 | +4.691 | 17:07:12.838 |

Timekeeper:

Race Director:

Weather / Track: Bright - Dry

Results @ www.sportstimingsservices.com

Printed: 28/07/2012 17:24:54





Thundersport GB Rounds 10 & 11


Aprilia Superteens

Rockingham International 1.940 Miles

Race 15

28/07/2012 17:04

Race (8 Laps) started at 17:05:20



| Lap | Lap Tm | Diff | Time of Day |
|----------------|-----------------|--------|--------------|
| 2 | 1:43.189 | +0.798 | 17:08:56.027 |
| 3 | 1:42.391 | | 17:10:38.418 |
| 4 | 1:42.544 | +0.153 | 17:12:20.962 |
| <hr/> | | | |
| (41) Milo Ward | | | |
| 1 | 1:42.130 | | 17:07:06.206 |

| Lap | Lap Tm | Diff | Time of Day |
|-----|--------|------|-------------|
|-----|--------|------|-------------|

| Lap | Lap Tm | Diff | Time of Day |
|-----|--------|------|-------------|
|-----|--------|------|-------------|

Timekeeper:
 Race Director:
 Weather / Track: Bright - Dry
 Results @ www.sportstimeservices.com
 Printed: 28/07/2012 17:24:54






Thundersport GB Rounds 10 & 11

Aprilia Superteens
Mega Laps Merge

Rockingham International 1.940 Miles



| Pos | No. | Name | Class | Overall BestTm | R1. Best Tm | R2. Best Tm | R3. Best Tm | Diff |
|-----|-----|------------------|-----------|----------------|-------------|-------------|-------------|--------|
| 1 | 22 | Zak Corderoy | Nitro | 1:36.132 | 1:38.822 | 1:36.132 | 1:36.213 | |
| 2 | 8 | Lewis Rollo | Superteen | 1:36.291 | 1:38.639 | 1:36.291 | 1:36.656 | 0.159 |
| 3 | 5 | George Stanley | Superteen | 1:36.662 | 1:39.066 | 1:36.662 | 1:37.185 | 0.530 |
| 4 | 41 | Milo Ward | Superteen | 1:36.728 | 1:37.054 | 1:36.728 | 1:42.130 | 0.596 |
| 5 | 97 | Bradley Perie | Nitro | 1:36.734 | 1:39.076 | 1:36.734 | 1:37.803 | 0.602 |
| 6 | 111 | Sam Smith | Superteen | 1:37.512 | 1:39.317 | 1:37.512 | 1:39.220 | 1.380 |
| 7 | 95 | Ross Simpson | Nitro | 1:37.863 | 1:40.245 | 1:38.850 | 1:37.863 | 1.731 |
| 8 | 67 | Gideon Thomas | Nitro | 1:38.616 | 1:38.616 | 1:40.514 | 1:39.050 | 2.484 |
| 9 | 55 | Kevin Keyes | Superteen | 1:38.954 | 1:40.864 | 1:39.839 | 1:38.954 | 2.822 |
| 10 | 88 | Lewis Goode | Nitro | 1:40.995 | 1:41.472 | 1:41.387 | 1:40.995 | 4.863 |
| 11 | 77 | Ryan McAdam | Superteen | 1:41.266 | 1:42.648 | 1:41.266 | 1:41.501 | 5.134 |
| 12 | 43 | Alex Platt | Superteen | 1:41.465 | 1:42.242 | 1:42.207 | 1:41.465 | 5.333 |
| 13 | 4 | Louis Valleley | Nitro | 1:41.469 | 1:42.347 | 1:41.469 | 1:41.580 | 5.337 |
| 14 | 11 | Joe Sheldon-Shaw | Superteen | 1:41.630 | 1:42.252 | 1:41.630 | 1:41.809 | 5.498 |
| 15 | 74 | Joey Thompson | Superteen | 1:41.954 | 1:44.410 | 1:42.996 | 1:41.954 | 5.822 |
| 16 | 28 | Keenan Armstrong | Nitro | 1:42.391 | 1:42.633 | 1:42.937 | 1:42.391 | 6.259 |
| 17 | 303 | Aiden Walker | Nitro | 1:42.822 | 1:44.314 | 1:42.822 | 1:43.931 | 6.690 |
| 18 | 96 | Conor Wheeler | Nitro | 1:44.122 | 1:45.551 | 1:44.219 | 1:44.122 | 7.990 |
| 19 | 35 | Sam Wilford | Nitro | 1:44.182 | 1:47.011 | 1:44.182 | 1:44.499 | 8.050 |
| 20 | 7 | William Caines | Nitro | 1:45.823 | 1:47.902 | 1:45.823 | 1:46.212 | 9.691 |
| 21 | 52 | Olly Brocklesby | Nitro | 1:46.575 | 1:46.575 | | | 10.443 |
| 22 | 93 | William Holland | Nitro | 1:49.041 | 1:49.041 | 1:50.225 | 1:50.202 | 12.909 |
| 23 | 15 | Rhys Wilks | Nitro | 1:54.299 | 1:54.411 | 1:54.525 | 1:54.299 | 18.167 |
| 24 | 58 | Cameron Lee | Superteen | | | | | |


Timekeeper:
Race Director:
Weather / Track:
Results @ www.sportstimeservices.com
Printed: 28/07/2012 17:33:11





Thundersport GB Rounds 10 & 11

Aprilia Superteens Rockingham International 1.940 Miles
 Race 8 & 17 Sunday 29/07/2012
 Race (8 Laps)



POLE POSITION

| | 1 | 2 | 3 | 4 |
|---|-----|----|----|-----|
| 1 | 8 | 5 | 41 | 97 |
| 2 | 111 | 95 | 67 | 55 |
| 3 | 88 | 77 | 43 | 4 |
| 4 | 11 | 74 | 28 | 303 |
| 5 | 96 | 35 | 7 | 52 |
| 6 | 93 | 15 | 58 | |

Timekeeper:

Race Director:

Weather / Track:

Results @ www.sportstimeservices.com


Printed: 29/07/2012 08:04:47





Thundersport GB Rounds 10 & 11

Aprilia Superteens Rockingham International 1.940 Miles
 Race 8 & 17 Sunday 29/07/2012
 Race (8 Laps)



POLE POSITION

| | | | | |
|---|------------------------------------|------------------------------------|------------------------------------|------------------------------------|
| 1 | 1 8 Lewis Rollo 1:36.291 | 2 5 George Stanley 1:36.662 | 3 41 Milo Ward 1:36.728 | 4 97 Bradley Perie 1:36.734 |
| | 5 111 Sam Smith 1:37.512 | 6 95 Ross Simpson 1:37.863 | 7 67 Gideon Thomas 1:38.616 | 8 55 Kevin Keyes 1:38.954 |
| 3 | 9 88 Lewis Goode 1:40.995 | 10 77 Ryan McAdam 1:41.266 | 11 43 Alex Platt 1:41.465 | 12 4 Louis Valleley 1:41.469 |
| | 13 11 J. S. 1:41.630 | 14 74 Joey Thompson 1:41.954 | 15 28 K. Armstrong 1:42.391 | 16 303 Aiden Walker 1:42.822 |
| 4 | 17 96 Conor Wheeler 1:44.122 | 18 35 Sam Wilford 1:44.182 | 19 7 William Caines 1:45.823 | 20 52 O. Brocklesby 1:46.575 |
| | 21 93 W. Holland 1:49.041 | 22 15 Rhys Wilks 1:54.299 | 23 58 Cameron Lee | |

Timekeeper:

Race Director:

Weather / Track:

Results @ www.sportstimeservices.com

Printed: 29/07/2012 08:07:03





Thundersport GB Rounds 10 & 11

Sorted on Best Lap time

Aprilia Superteens

Rockingham International 1.940 Miles

Warm Up

29/07/2012 09:35

Practice started at 9:35:06

| Pos | No. | Name | Class | Bike | CC | Best Tm | In Lap | Diff | 2nd Best | 2nd Lap |
|-----|-----|------------------|-----------|---------|-------|----------|--------|--------|----------|---------|
| 1 | 8 | Lewis Rollo | Superteen | Aprilia | 125 | 1:37.791 | 5 | | 1:38.209 | 6 |
| 2 | 95 | Ross Simpson | Nitro | Aprilia | 125 n | 1:38.503 | 4 | 0.712 | 1:39.571 | 3 |
| 3 | 5 | George Stanley | Superteen | Aprilia | 125 | 1:38.823 | 4 | 1.032 | 1:40.142 | 2 |
| 4 | 97 | Bradley Perie | Nitro | Aprilia | 125 n | 1:39.328 | 6 | 1.537 | 1:39.541 | 5 |
| 5 | 67 | Gideon Thomas | Nitro | Aprilia | 125 n | 1:39.649 | 4 | 1.858 | 1:40.616 | 5 |
| 6 | 41 | Milo Ward | Superteen | Aprilia | 125 | 1:40.180 | 5 | 2.389 | 1:40.622 | 2 |
| 7 | 111 | Sam Smith | Superteen | Aprilia | 125 | 1:41.067 | 2 | 3.276 | 1:42.611 | 3 |
| 8 | 88 | Lewis Goode | Nitro | Aprilia | 125 n | 1:42.397 | 2 | 4.606 | 1:42.494 | 6 |
| 9 | 55 | Kevin Keyes | Superteen | Aprilia | 125 | 1:42.459 | 6 | 4.668 | 1:42.495 | 5 |
| 10 | 11 | Joe Sheldon-Shaw | Superteen | Aprilia | 125 | 1:42.686 | 4 | 4.895 | 1:42.703 | 5 |
| 11 | 77 | Ryan McAdam | Superteen | Aprilia | 125 | 1:42.701 | 5 | 4.910 | 1:43.966 | 4 |
| 12 | 28 | Keenan Armstrong | Nitro | Aprilia | 125 n | 1:42.786 | 4 | 4.995 | 1:43.930 | 3 |
| 13 | 74 | Joey Thompson | Superteen | Aprilia | 125 | 1:43.752 | 6 | 5.961 | 1:44.828 | 5 |
| 14 | 43 | Alex Platt | Superteen | Aprilia | 125 | 1:43.780 | 5 | 5.989 | 1:44.727 | 6 |
| 15 | 35 | Sam Wilford | Nitro | Aprilia | 125 n | 1:44.365 | 5 | 6.574 | 1:44.717 | 4 |
| 16 | 96 | Conor Wheeler | Nitro | Aprilia | 125 n | 1:44.426 | 6 | 6.635 | 1:44.634 | 4 |
| 17 | 303 | Aiden Walker | Nitro | Aprilia | 125 n | 1:45.210 | 6 | 7.419 | 1:46.488 | 5 |
| 18 | 7 | William Caines | Nitro | Aprilia | 125 n | 1:49.041 | 2 | 11.250 | 1:49.987 | 3 |
| 19 | 93 | William Holland | Nitro | Aprilia | 125 n | 1:50.079 | 4 | 12.288 | 1:50.734 | 3 |
| 20 | 15 | Rhys Wilks | Nitro | Aprilia | 125 n | 1:51.399 | 4 | 13.608 | 1:52.871 | 5 |
| 21 | 4 | Louis Valleley | Nitro | Aprilia | 125 n | 2:07.214 | 2 | 29.423 | 2:18.558 | 1 |

Timekeeper:

Race Director:

Weather / Track: Bright - Dry

Results @ www.sportstimingsservices.com





Thundersport GB Rounds 10 & 11

Sorted on Laps

Aprilia Superteens

Rockingham International 1.940 Miles

Race 8

29/07/2012 12:54

Race (8 Laps) started at 12:54:17

| Pos | No. | Name | Class | Bike | CC | Laps | Total Tm | Diff | Best Tm | In Lap |
|-----|-----|------------------|-----------|---------|-------|------|-----------|----------|----------|--------|
| 1 | 8 | Lewis Rollo | Superteen | Aprilia | 125 | 8 | 13:13.344 | | 1:37.557 | 8 |
| 2 | 95 | Ross Simpson | Nitro | Aprilia | 125 n | 8 | 13:16.576 | 3.232 | 1:37.240 | 6 |
| 3 | 111 | Sam Smith | Superteen | Aprilia | 125 | 8 | 13:33.555 | 20.211 | 1:38.366 | 5 |
| 4 | 5 | George Stanley | Superteen | Aprilia | 125 | 8 | 13:44.569 | 31.225 | 1:39.224 | 6 |
| 5 | 77 | Ryan McAdam | Superteen | Aprilia | 125 | 8 | 13:52.105 | 38.761 | 1:40.625 | 8 |
| 6 | 11 | Joe Sheldon-Shaw | Superteen | Aprilia | 125 | 8 | 13:53.070 | 39.726 | 1:41.120 | 8 |
| 7 | 43 | Alex Platt | Superteen | Aprilia | 125 | 8 | 13:53.499 | 40.155 | 1:41.038 | 8 |
| 8 | 74 | Joey Thompson | Superteen | Aprilia | 125 | 8 | 13:53.526 | 40.182 | 1:40.756 | 8 |
| 9 | 28 | Keenan Armstrong | Nitro | Aprilia | 125 n | 8 | 13:57.937 | 44.593 | 1:42.166 | 6 |
| 10 | 35 | Sam Wilford | Nitro | Aprilia | 125 n | 8 | 14:03.435 | 50.091 | 1:42.980 | 4 |
| 11 | 303 | Aiden Walker | Nitro | Aprilia | 125 n | 8 | 14:08.029 | 54.685 | 1:43.216 | 4 |
| 12 | 96 | Conor Wheeler | Nitro | Aprilia | 125 n | 8 | 14:08.492 | 55.148 | 1:43.153 | 8 |
| 13 | 7 | William Caines | Nitro | Aprilia | 125 n | 8 | 14:50.067 | 1:36.723 | 1:48.276 | 7 |
| 14 | 93 | William Holland | Nitro | Aprilia | 125 n | 8 | 15:00.223 | 1:46.879 | 1:48.247 | 7 |
| 15 | 15 | Rhys Wilks | Nitro | Aprilia | 125 n | 7 | 13:15.402 | 1 Lap | 1:50.696 | 5 |

Not classified

| | | | | | | | | | | |
|-----|----|----------------|-----------|---------|-------|---|-----------|-----|----------|---|
| DNF | 41 | Milo Ward | Superteen | Aprilia | 125 | 6 | 10:01.556 | DNF | 1:38.160 | 6 |
| DNF | 97 | Bradley Perie | Nitro | Aprilia | 125 n | 2 | 3:28.770 | DNF | 1:39.741 | 2 |
| DNF | 55 | Kevin Keyes | Superteen | Aprilia | 125 | 2 | 3:33.801 | DNF | 1:42.046 | 2 |
| DNF | 88 | Lewis Goode | Nitro | Aprilia | 125 n | 2 | 3:38.642 | DNF | 1:44.728 | 2 |
| DNF | 4 | Louis Valleley | Nitro | Aprilia | 125 n | 1 | 1:55.960 | DNF | 1:50.241 | 1 |
| DNF | 67 | Gideon Thomas | Nitro | Aprilia | 125 n | | 4.960 | DNF | | 0 |

110% Time - 14:32.678

| Margin of Victory | Avg. Speed | Best Lap Tm | Best Speed | Best Lap by |
|-------------------|------------|-------------|------------|-------------------|
| 3.232 | 70.426 | 1:37.240 | 71.822 | 95 - Ross Simpson |

Timekeeper:

Race Director:

Weather / Track: Cloudy - Dry

Results @ www.sportstimingservices.com

Printed: 29/07/2012 13:09:34





Thundersport GB Rounds 10 & 11

Lapchart


Aprilia Superteens

Rockingham International 1.940 Miles

Race 8

29/07/2012 12:54

Race (8 Laps) started at 12:54:17



| Competitors | Laps | | | | | | | | | |
|-----------------------|------|-----|-----|-----|-----|-----|-----|-----|-----|-----|
| | 0 | 1 | 2 | 3 | 4 | 5 | 6 | 7 | 8 | |
| Milo Ward (41) | 1 | 41 | 8 | 8 | 8 | 8 | 8 | 8 | 8 | 8 |
| George Stanley (5) | 2 | 5 | 41 | 41 | 41 | 41 | 41 | 95 | 95 | 95 |
| Lewis Rollo (8) | 3 | 8 | 97 | 97 | 95 | 95 | 95 | 41 | 111 | 111 |
| Bradley Perie (97) | 4 | 97 | 95 | 95 | 111 | 111 | 111 | 111 | 5 | 5 |
| Ross Simpson (95) | 5 | 95 | 111 | 111 | 43 | 43 | 5 | 5 | 77 | 77 |
| Gideon Thomas (67) | 6 | 67 | 5 | 55 | 11 | 11 | 43 | 77 | 11 | 11 |
| Sam Smith (111) | 7 | 111 | 55 | 88 | 77 | 5 | 77 | 43 | 43 | 43 |
| Lewis Goode (88) | 8 | 88 | 88 | 11 | 28 | 77 | 11 | 11 | 74 | 74 |
| Kevin Keyes (55) | 9 | 55 | 11 | 43 | 5 | 28 | 74 | 74 | 28 | 28 |
| Ryan McAdam (77) | 10 | 77 | 43 | 5 | 74 | 74 | 28 | 28 | 35 | 35 |
| Alex Platt (43) | 11 | 43 | 77 | 77 | 35 | 35 | 35 | 35 | 303 | 303 |
| Louis Valleley (4) | 12 | 4 | 74 | 28 | 303 | 303 | 303 | 303 | 96 | 96 |
| Joe Sheldon-Shaw (11) | 13 | 11 | 28 | 74 | 96 | 96 | 96 | 96 | 7 | 7 |
| Joey Thompson (74) | 14 | 74 | 4 | 35 | 7 | 7 | 7 | 7 | 93 | 93 |
| Keenan Armstrong (28) | 15 | 28 | 35 | 96 | 93 | 93 | 93 | 93 | 15 | |
| Sam Wilford (35) | 16 | 35 | 96 | 303 | 15 | 15 | 15 | 15 | | |
| Aiden Walker (303) | 17 | 303 | 303 | 7 | | | | | | |
| William Caines (7) | 18 | 7 | 7 | 93 | | | | | | |
| Conor Wheeler (96) | 19 | 96 | 93 | 15 | | | | | | |
| William Holland (93) | 20 | 93 | 15 | | | | | | | |
| Rhys Wilks (15) | 21 | 15 | | | | | | | | |





Thundersport GB Rounds 10 & 11

Aprilia Superteens Rockingham International 1.940 Miles

Race 8 29/07/2012 12:54

Race (8 Laps) started at 12:54:17

| Lap | Lap Tm | Diff | Time of Day |
|------------------------------|-----------------|---------|--------------|
| (8) Lewis Rollo | | | |
| 1 | 1:43.265 | +5.708 | 12:56:05.031 |
| 2 | 1:38.249 | +0.692 | 12:57:43.280 |
| 3 | 1:38.082 | +0.525 | 12:59:21.362 |
| 4 | 1:38.340 | +0.783 | 13:00:59.702 |
| 5 | 1:37.674 | +0.117 | 13:02:37.376 |
| 6 | 1:37.885 | +0.328 | 13:04:15.261 |
| 7 | 1:38.025 | +0.468 | 13:05:53.286 |
| 8 | 1:37.557 | | 13:07:30.843 |
| (95) Ross Simpson | | | |
| 1 | 1:45.916 | +8.676 | 12:56:07.958 |
| 2 | 1:39.186 | +1.946 | 12:57:47.144 |
| 3 | 1:39.149 | +1.909 | 12:59:26.293 |
| 4 | 1:37.745 | +0.505 | 13:01:04.038 |
| 5 | 1:37.280 | +0.040 | 13:02:41.318 |
| 6 | 1:37.240 | | 13:04:18.558 |
| 7 | 1:37.609 | +0.369 | 13:05:56.167 |
| 8 | 1:37.908 | +0.668 | 13:07:34.075 |
| (111) Sam Smith | | | |
| 1 | 1:45.384 | +7.018 | 12:56:07.977 |
| 2 | 1:39.243 | +0.877 | 12:57:47.220 |
| 3 | 1:39.307 | +0.941 | 12:59:26.527 |
| 4 | 1:38.585 | +0.219 | 13:01:05.112 |
| 5 | 1:38.366 | | 13:02:43.478 |
| 6 | 1:38.650 | +0.284 | 13:04:22.128 |
| 7 | 1:39.784 | +1.418 | 13:06:01.912 |
| 8 | 1:49.142 | +10.776 | 13:07:51.054 |
| (5) George Stanley | | | |
| 1 | 1:47.100 | +7.876 | 12:56:08.753 |
| 2 | 1:48.355 | +9.131 | 12:57:57.108 |
| 3 | 1:45.495 | +6.271 | 12:59:42.603 |
| 4 | 1:41.358 | +2.134 | 13:01:23.961 |
| 5 | 1:40.031 | +0.807 | 13:03:03.992 |
| 6 | 1:39.224 | | 13:04:43.216 |
| 7 | 1:39.272 | +0.048 | 13:06:22.488 |
| 8 | 1:39.580 | +0.356 | 13:08:02.068 |
| (77) Ryan McAdam | | | |
| 1 | 1:49.703 | +9.078 | 12:56:12.744 |
| 2 | 1:45.000 | +4.375 | 12:57:57.744 |
| 3 | 1:43.069 | +2.444 | 12:59:40.813 |
| 4 | 1:43.296 | +2.671 | 13:01:24.109 |
| 5 | 1:42.020 | +1.395 | 13:03:06.129 |
| 6 | 1:41.029 | +0.404 | 13:04:47.158 |
| 7 | 1:41.821 | +1.196 | 13:06:28.979 |
| 8 | 1:40.625 | | 13:08:09.604 |
| (11) Joe Sheldon-Shaw | | | |
| 1 | 1:48.610 | +7.490 | 12:56:11.867 |
| 2 | 1:44.807 | +3.687 | 12:57:56.674 |
| 3 | 1:43.779 | +2.659 | 12:59:40.453 |
| 4 | 1:43.068 | +1.948 | 13:01:23.521 |
| 5 | 1:42.943 | +1.823 | 13:03:06.464 |
| 6 | 1:41.593 | +0.473 | 13:04:48.057 |
| 7 | 1:41.392 | +0.272 | 13:06:29.449 |
| 8 | 1:41.120 | | 13:08:10.569 |
| (43) Alex Platt | | | |
| 1 | 1:49.313 | +8.275 | 12:56:12.375 |
| 2 | 1:44.310 | +3.272 | 12:57:56.685 |
| 3 | 1:43.559 | +2.521 | 12:59:40.244 |
| 4 | 1:43.074 | +2.036 | 13:01:23.318 |

| Lap | Lap Tm | Diff | Time of Day |
|------------------------------|-----------------|--------|--------------|
| 5 | 1:42.431 | +1.393 | 13:03:05.749 |
| 6 | 1:42.133 | +1.095 | 13:04:47.882 |
| 7 | 1:42.078 | +1.040 | 13:06:29.960 |
| 8 | 1:41.038 | | 13:08:10.998 |
| (74) Joey Thompson | | | |
| 1 | 1:49.504 | +8.748 | 12:56:12.901 |
| 2 | 1:45.756 | +5.000 | 12:57:58.657 |
| 3 | 1:44.441 | +3.685 | 12:59:43.098 |
| 4 | 1:42.062 | +1.306 | 13:01:25.160 |
| 5 | 1:41.557 | +0.801 | 13:03:06.717 |
| 6 | 1:41.873 | +1.117 | 13:04:48.590 |
| 7 | 1:41.679 | +0.923 | 13:06:30.269 |
| 8 | 1:40.756 | | 13:08:11.025 |
| (28) Keenan Armstrong | | | |
| 1 | 1:49.496 | +7.330 | 12:56:12.924 |
| 2 | 1:45.303 | +3.137 | 12:57:58.227 |
| 3 | 1:44.056 | +1.890 | 12:59:42.283 |
| 4 | 1:42.809 | +0.643 | 13:01:25.092 |
| 5 | 1:42.529 | +0.363 | 13:03:07.621 |
| 6 | 1:42.166 | | 13:04:49.787 |
| 7 | 1:42.617 | +0.451 | 13:06:32.404 |
| 8 | 1:43.032 | +0.866 | 13:08:15.436 |
| (35) Sam Wilford | | | |
| 1 | 1:50.855 | +7.875 | 12:56:14.507 |
| 2 | 1:44.707 | +1.727 | 12:57:59.214 |
| 3 | 1:44.477 | +1.497 | 12:59:43.691 |
| 4 | 1:42.980 | | 13:01:26.671 |
| 5 | 1:43.145 | +0.165 | 13:03:09.816 |
| 6 | 1:43.505 | +0.525 | 13:04:53.321 |
| 7 | 1:43.676 | +0.696 | 13:06:36.997 |
| 8 | 1:43.937 | +0.957 | 13:08:20.934 |
| (303) Aiden Walker | | | |
| 1 | 1:52.461 | +9.245 | 12:56:16.115 |
| 2 | 1:45.381 | +2.165 | 12:58:01.496 |
| 3 | 1:45.391 | +2.175 | 12:59:46.887 |
| 4 | 1:43.216 | | 13:01:30.103 |
| 5 | 1:43.514 | +0.298 | 13:03:13.617 |
| 6 | 1:43.463 | +0.247 | 13:04:57.080 |
| 7 | 1:44.228 | +1.012 | 13:06:41.308 |
| 8 | 1:44.220 | +1.004 | 13:08:25.528 |
| (96) Conor Wheeler | | | |
| 1 | 1:50.591 | +7.438 | 12:56:14.843 |
| 2 | 1:46.269 | +3.116 | 12:58:01.112 |
| 3 | 1:46.360 | +3.207 | 12:59:47.472 |
| 4 | 1:44.154 | +1.001 | 13:01:31.626 |
| 5 | 1:44.189 | +1.036 | 13:03:15.815 |
| 6 | 1:43.406 | +0.253 | 13:04:59.221 |
| 7 | 1:43.617 | +0.464 | 13:06:42.838 |
| 8 | 1:43.153 | | 13:08:25.991 |
| (7) William Caines | | | |
| 1 | 1:52.994 | +4.718 | 12:56:16.922 |
| 2 | 1:48.726 | +0.450 | 12:58:05.648 |
| 3 | 1:52.022 | +3.746 | 12:59:57.670 |
| 4 | 1:52.277 | +4.001 | 13:01:49.947 |
| 5 | 1:49.783 | +1.507 | 13:03:39.730 |
| 6 | 1:49.427 | +1.151 | 13:05:29.157 |
| 7 | 1:48.276 | | 13:07:17.433 |
| 8 | 1:50.133 | +1.857 | 13:09:07.566 |
| (93) William Holland | | | |

| Lap | Lap Tm | Diff | Time of Day |
|---------------------------|-----------------|--------|--------------|
| 1 | 1:54.919 | +6.672 | 12:56:19.711 |
| 2 | 1:52.223 | +3.976 | 12:58:11.934 |
| 3 | 1:51.477 | +3.230 | 13:00:03.411 |
| 4 | 1:49.914 | +1.667 | 13:01:53.325 |
| 5 | 1:49.340 | +1.093 | 13:03:42.665 |
| 6 | 1:48.942 | +0.695 | 13:05:31.607 |
| 7 | 1:48.247 | | 13:07:19.854 |
| 8 | 1:57.868 | +9.621 | 13:09:17.722 |
| (15) Rhys Wilks | | | |
| 1 | 1:54.818 | +4.122 | 12:56:22.066 |
| 2 | 1:51.322 | +0.626 | 12:58:13.388 |
| 3 | 1:51.517 | +0.821 | 13:00:04.905 |
| 4 | 1:51.417 | +0.721 | 13:01:56.322 |
| 5 | 1:50.696 | | 13:03:47.018 |
| 6 | 1:51.769 | +1.073 | 13:05:38.787 |
| 7 | 1:54.114 | +3.418 | 13:07:32.901 |
| (41) Milo Ward | | | |
| 1 | 1:44.307 | +6.147 | 12:56:05.921 |
| 2 | 1:39.174 | +1.014 | 12:57:45.095 |
| 3 | 1:38.731 | +0.571 | 12:59:23.826 |
| 4 | 1:38.312 | +0.152 | 13:01:02.138 |
| 5 | 1:38.757 | +0.597 | 13:02:40.895 |
| 6 | 1:38.160 | | 13:04:19.055 |
| (97) Bradley Perie | | | |
| 1 | 1:44.761 | +5.020 | 12:56:06.528 |
| 2 | 1:39.741 | | 12:57:46.269 |
| (55) Kevin Keyes | | | |
| 1 | 1:46.261 | +4.215 | 12:56:09.254 |
| 2 | 1:42.046 | | 12:57:51.300 |
| (88) Lewis Goode | | | |
| 1 | 1:48.427 | +3.699 | 12:56:11.413 |
| 2 | 1:44.728 | | 12:57:56.141 |
| (4) Louis Valleley | | | |
| 1 | 1:50.241 | | 12:56:13.459 |



Thundersport GB Rounds 10 & 11

Sorted on Laps

Aprilia Superteens

Rockingham International 1.940 Miles

Race 17

29/07/2012 16:40

Race (8 Laps) started at 16:40:35

| Pos | No. | Name | Class | Bike | CC | Laps | Total Tm | Diff | Best Tm | In Lap |
|-----|-----|------------------|-----------|---------|-------|------|-----------|----------|----------|--------|
| 1 | 8 | Lewis Rollo | Superteen | Aprilia | 125 | 8 | 13:04.464 | | 1:36.645 | 5 |
| 2 | 95 | Ross Simpson | Nitro | Aprilia | 125 n | 8 | 13:09.568 | 5.104 | 1:37.157 | 5 |
| 3 | 97 | Bradley Perie | Nitro | Aprilia | 125 n | 8 | 13:14.713 | 10.249 | 1:37.409 | 3 |
| 4 | 5 | George Stanley | Superteen | Aprilia | 125 | 8 | 13:14.756 | 10.292 | 1:37.822 | 6 |
| 5 | 55 | Kevin Keyes | Superteen | Aprilia | 125 | 8 | 13:30.673 | 26.209 | 1:39.210 | 3 |
| 6 | 67 | Gideon Thomas | Nitro | Aprilia | 125 n | 8 | 13:44.600 | 40.136 | 1:40.693 | 8 |
| 7 | 77 | Ryan McAdam | Superteen | Aprilia | 125 | 8 | 13:44.749 | 40.285 | 1:40.870 | 7 |
| 8 | 11 | Joe Sheldon-Shaw | Superteen | Aprilia | 125 | 8 | 13:44.817 | 40.353 | 1:40.383 | 8 |
| 9 | 88 | Lewis Goode | Nitro | Aprilia | 125 n | 8 | 13:45.014 | 40.550 | 1:40.140 | 8 |
| 10 | 43 | Alex Platt | Superteen | Aprilia | 125 | 8 | 13:49.848 | 45.384 | 1:41.500 | 6 |
| 11 | 74 | Joey Thompson | Superteen | Aprilia | 125 | 8 | 13:56.713 | 52.249 | 1:41.612 | 4 |
| 12 | 28 | Keenan Armstrong | Nitro | Aprilia | 125 n | 8 | 13:57.544 | 53.080 | 1:42.572 | 8 |
| 13 | 303 | Aiden Walker | Nitro | Aprilia | 125 n | 8 | 13:57.648 | 53.184 | 1:42.025 | 6 |
| 14 | 96 | Conor Wheeler | Nitro | Aprilia | 125 n | 8 | 14:04.888 | 1:00.424 | 1:42.906 | 5 |
| 15 | 35 | Sam Wilford | Nitro | Aprilia | 125 n | 8 | 14:08.869 | 1:04.405 | 1:43.603 | 6 |
| 16 | 7 | William Caines | Nitro | Aprilia | 125 n | 8 | 14:22.034 | 1:17.570 | 1:45.426 | 3 |
| 17 | 93 | William Holland | Nitro | Aprilia | 125 n | 8 | 14:48.428 | 1:43.964 | 1:49.230 | 8 |
| 18 | 15 | Rhys Wilks | Nitro | Aprilia | 125 n | 7 | 13:05.225 | 1 Lap | 1:49.789 | 5 |

Not classified

| | | | | | | | | | | |
|-----|-----|-----------|-----------|---------|-----|--|-------|-----|--|---|
| DNF | 111 | Sam Smith | Superteen | Aprilia | 125 | | 5.252 | DNF | | 0 |
|-----|-----|-----------|-----------|---------|-----|--|-------|-----|--|---|

110% Time - 14:22.910

| Margin of Victory | Avg. Speed | Best Lap Tm | Best Speed | Best Lap by |
|-------------------|------------|-------------|------------|-----------------|
| 5.104 | 71.223 | 1:36.645 | 72.264 | 8 - Lewis Rollo |

Timekeeper:

Race Director:

Weather / Track: Cloudy - Dry

Results @ www.sportstimingservices.com

Printed: 29/07/2012 16:55:33





Thundersport GB Rounds 10 & 11

Lapchart

Aprilia Superteens Rockingham International 1.940 Miles
 Race 17 29/07/2012 16:40
 Race (8 Laps) started at 16:40:35

| Competitors | Laps | | | | | | | | |
|-----------------------|------|-----|-----|-----|-----|-----|-----|-----|---------|
| | 0 | 1 | 2 | 3 | 4 | 5 | 6 | 7 | 8 |
| George Stanley (5) | 1 | 5 | 8 | 8 | 8 | 8 | 8 | 8 | 8 |
| Lewis Rollo (8) | 2 | 8 | 5 | 95 | 95 | 95 | 95 | 95 | 95 |
| Bradley Perie (97) | 3 | 97 | 97 | 5 | 97 | 97 | 97 | 97 | 97 |
| Ross Simpson (95) | 4 | 95 | 95 | 97 | 5 | 5 | 5 | 5 | 5 |
| Kevin Keyes (55) | 5 | 55 | 55 | 55 | 55 | 55 | 55 | 55 | 55 |
| Sam Smith (111) | 6 | 111 | 67 | 88 | 88 | 88 | 88 | 88 | 77 67 |
| Gideon Thomas (67) | 7 | 67 | 88 | 67 | 77 | 77 | 77 | 77 | 67 77 |
| Lewis Goode (88) | 8 | 88 | 77 | 77 | 11 | 11 | 11 | 11 | 11 11 |
| Ryan McAdam (77) | 9 | 77 | 11 | 11 | 67 | 67 | 67 | 67 | 88 88 |
| Alex Platt (43) | 10 | 43 | 43 | 43 | 43 | 43 | 43 | 43 | 43 43 |
| Joe Sheldon-Shaw (11) | 11 | 11 | 28 | 28 | 28 | 28 | 74 | 74 | 74 74 |
| Keenan Armstrong (28) | 12 | 28 | 7 | 303 | 303 | 74 | 28 | 28 | 28 28 |
| Joey Thompson (74) | 13 | 74 | 303 | 7 | 74 | 303 | 303 | 303 | 303 303 |
| William Caines (7) | 14 | 7 | 35 | 35 | 7 | 96 | 96 | 96 | 96 96 |
| Aiden Walker (303) | 15 | 303 | 96 | 74 | 96 | 7 | 35 | 35 | 35 35 |
| Conor Wheeler (96) | 16 | 96 | 74 | 96 | 35 | 35 | 7 | 7 | 7 7 |
| Sam Wilford (35) | 17 | 35 | 93 | 93 | 93 | 93 | 93 | 93 | 93 93 |
| William Holland (93) | 18 | 93 | 15 | 15 | 15 | 15 | 15 | 15 | 15 |
| Rhys Wilks (15) | 19 | 15 | | | | | | | |

Timekeeper:

Race Director:

Weather / Track: Cloudy - Dry

Results @ www.sportstimeservices.com

Printed: 29/07/2012 16:57:48





Thundersport GB Rounds 10 & 11

Aprilia Superteens Rockingham International 1.940 Miles

Race 17 29/07/2012 16:40

Race (8 Laps) started at 16:40:35

| Lap | Lap Tm | Diff | Time of Day |
|---------------------------|-----------------|--------|--------------|
| (8) Lewis Rollo | | | |
| 1 | 1:40.616 | +3.971 | 16:42:20.283 |
| 2 | 1:37.395 | +0.750 | 16:43:57.678 |
| 3 | 1:37.227 | +0.582 | 16:45:34.905 |
| 4 | 1:36.747 | +0.102 | 16:47:11.652 |
| 5 | 1:36.645 | | 16:48:48.297 |
| 6 | 1:36.844 | +0.199 | 16:50:25.141 |
| 7 | 1:37.010 | +0.365 | 16:52:02.151 |
| 8 | 1:37.495 | +0.850 | 16:53:39.646 |
| (95) Ross Simpson | | | |
| 1 | 1:41.732 | +4.575 | 16:42:21.855 |
| 2 | 1:37.683 | +0.526 | 16:43:59.538 |
| 3 | 1:37.222 | +0.065 | 16:45:36.760 |
| 4 | 1:37.601 | +0.444 | 16:47:14.361 |
| 5 | 1:37.157 | | 16:48:51.518 |
| 6 | 1:37.404 | +0.247 | 16:50:28.922 |
| 7 | 1:37.641 | +0.484 | 16:52:06.563 |
| 8 | 1:38.187 | +1.030 | 16:53:44.750 |
| (97) Bradley Perie | | | |
| 1 | 1:42.088 | +4.679 | 16:42:21.784 |
| 2 | 1:38.371 | +0.962 | 16:44:00.155 |
| 3 | 1:37.409 | | 16:45:37.564 |
| 4 | 1:37.906 | +0.497 | 16:47:15.470 |
| 5 | 1:38.097 | +0.688 | 16:48:53.567 |
| 6 | 1:38.596 | +1.187 | 16:50:32.163 |
| 7 | 1:38.731 | +1.322 | 16:52:10.894 |
| 8 | 1:39.001 | +1.592 | 16:53:49.895 |
| (5) George Stanley | | | |
| 1 | 1:41.961 | +4.139 | 16:42:21.366 |
| 2 | 1:38.422 | +0.600 | 16:43:59.788 |
| 3 | 1:37.891 | +0.069 | 16:45:37.679 |
| 4 | 1:38.296 | +0.474 | 16:47:15.975 |
| 5 | 1:38.562 | +0.740 | 16:48:54.537 |
| 6 | 1:37.822 | | 16:50:32.359 |
| 7 | 1:38.807 | +0.985 | 16:52:11.166 |
| 8 | 1:38.772 | +0.950 | 16:53:49.938 |
| (55) Kevin Keyes | | | |
| 1 | 1:42.819 | +3.609 | 16:42:23.036 |
| 2 | 1:39.473 | +0.263 | 16:44:02.509 |
| 3 | 1:39.210 | | 16:45:41.719 |
| 4 | 1:39.676 | +0.466 | 16:47:21.395 |
| 5 | 1:39.636 | +0.426 | 16:49:01.031 |
| 6 | 1:40.852 | +1.642 | 16:50:41.883 |
| 7 | 1:41.623 | +2.413 | 16:52:23.506 |
| 8 | 1:42.349 | +3.139 | 16:54:05.855 |
| (67) Gideon Thomas | | | |
| 1 | 1:46.038 | +5.345 | 16:42:26.566 |
| 2 | 1:43.615 | +2.922 | 16:44:10.181 |
| 3 | 1:42.319 | +1.626 | 16:45:52.500 |
| 4 | 1:42.254 | +1.561 | 16:47:34.754 |
| 5 | 1:41.970 | +1.277 | 16:49:16.724 |
| 6 | 1:41.565 | +0.872 | 16:50:58.289 |
| 7 | 1:40.800 | +0.107 | 16:52:39.089 |
| 8 | 1:40.693 | | 16:54:19.782 |
| (77) Ryan McAdam | | | |
| 1 | 1:46.514 | +5.644 | 16:42:27.392 |
| 2 | 1:43.050 | +2.180 | 16:44:10.442 |
| 3 | 1:41.413 | +0.543 | 16:45:51.855 |
| 4 | 1:42.552 | +1.682 | 16:47:34.407 |

| Lap | Lap Tm | Diff | Time of Day |
|------------------------------|-----------------|--------|--------------|
| 5 | 1:41.764 | +0.894 | 16:49:16.171 |
| 6 | 1:41.724 | +0.854 | 16:50:57.895 |
| 7 | 1:40.870 | | 16:52:38.765 |
| 8 | 1:41.166 | +0.296 | 16:54:19.931 |
| (11) Joe Sheldon-Shaw | | | |
| 1 | 1:46.401 | +6.018 | 16:42:27.592 |
| 2 | 1:43.366 | +2.983 | 16:44:10.958 |
| 3 | 1:41.303 | +0.920 | 16:45:52.261 |
| 4 | 1:42.384 | +2.001 | 16:47:34.645 |
| 5 | 1:41.551 | +1.168 | 16:49:16.196 |
| 6 | 1:41.790 | +1.407 | 16:50:57.986 |
| 7 | 1:41.630 | +1.247 | 16:52:39.616 |
| 8 | 1:40.383 | | 16:54:19.999 |
| (88) Lewis Goode | | | |
| 1 | 1:46.166 | +6.026 | 16:42:27.039 |
| 2 | 1:42.874 | +2.734 | 16:44:09.913 |
| 3 | 1:41.776 | +1.636 | 16:45:51.689 |
| 4 | 1:42.476 | +2.336 | 16:47:34.165 |
| 5 | 1:41.724 | +1.584 | 16:49:15.889 |
| 6 | 1:41.816 | +1.676 | 16:50:57.705 |
| 7 | 1:42.351 | +2.211 | 16:52:40.056 |
| 8 | 1:40.140 | | 16:54:20.196 |
| (43) Alex Platt | | | |
| 1 | 1:48.009 | +6.509 | 16:42:29.068 |
| 2 | 1:43.938 | +2.438 | 16:44:13.006 |
| 3 | 1:42.188 | +0.688 | 16:45:55.194 |
| 4 | 1:42.965 | +1.465 | 16:47:38.159 |
| 5 | 1:41.953 | +0.453 | 16:49:20.112 |
| 6 | 1:41.500 | | 16:51:01.612 |
| 7 | 1:41.680 | +0.180 | 16:52:43.292 |
| 8 | 1:41.738 | +0.238 | 16:54:25.030 |
| (74) Joey Thompson | | | |
| 1 | 1:51.570 | +9.958 | 16:42:33.068 |
| 2 | 1:45.094 | +3.482 | 16:44:18.162 |
| 3 | 1:42.145 | +0.533 | 16:46:00.307 |
| 4 | 1:41.612 | | 16:47:41.919 |
| 5 | 1:42.749 | +1.137 | 16:49:24.668 |
| 6 | 1:41.951 | +0.339 | 16:51:06.619 |
| 7 | 1:42.585 | +0.973 | 16:52:49.204 |
| 8 | 1:42.691 | +1.079 | 16:54:31.895 |
| (28) Keenan Armstrong | | | |
| 1 | 1:48.367 | +5.795 | 16:42:29.738 |
| 2 | 1:43.829 | +1.257 | 16:44:13.567 |
| 3 | 1:43.835 | +1.263 | 16:45:57.402 |
| 4 | 1:44.020 | +1.448 | 16:47:41.422 |
| 5 | 1:43.282 | +0.710 | 16:49:24.704 |
| 6 | 1:42.631 | +0.059 | 16:51:07.335 |
| 7 | 1:42.819 | +0.247 | 16:52:50.154 |
| 8 | 1:42.572 | | 16:54:32.726 |
| (303) Aiden Walker | | | |
| 1 | 1:49.698 | +7.673 | 16:42:31.569 |
| 2 | 1:44.473 | +2.448 | 16:44:16.042 |
| 3 | 1:43.374 | +1.349 | 16:45:59.416 |
| 4 | 1:43.390 | +1.365 | 16:47:42.806 |
| 5 | 1:42.656 | +0.631 | 16:49:25.462 |
| 6 | 1:42.025 | | 16:51:07.487 |
| 7 | 1:42.878 | +0.853 | 16:52:50.365 |
| 8 | 1:42.465 | +0.440 | 16:54:32.830 |
| (96) Conor Wheeler | | | |

| Lap | Lap Tm | Diff | Time of Day |
|-----------------------------|-----------------|--------|--------------|
| 1 | 1:50.336 | +7.430 | 16:42:32.512 |
| 2 | 1:45.682 | +2.776 | 16:44:18.194 |
| 3 | 1:44.422 | +1.516 | 16:46:02.616 |
| 4 | 1:44.309 | +1.403 | 16:47:46.925 |
| 5 | 1:42.906 | | 16:49:29.831 |
| 6 | 1:43.416 | +0.510 | 16:51:13.247 |
| 7 | 1:43.061 | +0.155 | 16:52:56.308 |
| 8 | 1:43.762 | +0.856 | 16:54:40.070 |
| (35) Sam Wilford | | | |
| 1 | 1:49.796 | +6.193 | 16:42:32.341 |
| 2 | 1:45.628 | +2.025 | 16:44:17.969 |
| 3 | 1:46.063 | +2.460 | 16:46:04.032 |
| 4 | 1:44.919 | +1.316 | 16:47:48.951 |
| 5 | 1:44.051 | +0.448 | 16:49:33.002 |
| 6 | 1:43.603 | | 16:51:16.605 |
| 7 | 1:43.760 | +0.157 | 16:53:00.365 |
| 8 | 1:43.686 | +0.083 | 16:54:44.051 |
| (7) William Caines | | | |
| 1 | 1:49.403 | +3.977 | 16:42:31.210 |
| 2 | 1:45.750 | +0.324 | 16:44:16.960 |
| 3 | 1:45.426 | | 16:46:02.386 |
| 4 | 1:45.992 | +0.566 | 16:47:48.378 |
| 5 | 1:45.899 | +0.473 | 16:49:34.277 |
| 6 | 1:46.074 | +0.648 | 16:51:20.351 |
| 7 | 1:47.305 | +1.879 | 16:53:07.656 |
| 8 | 1:49.560 | +4.134 | 16:54:57.216 |
| (93) William Holland | | | |
| 1 | 1:52.148 | +2.918 | 16:42:34.811 |
| 2 | 1:49.979 | +0.749 | 16:44:24.790 |
| 3 | 1:49.958 | +0.728 | 16:46:14.748 |
| 4 | 1:49.922 | +0.692 | 16:48:04.670 |
| 5 | 1:49.912 | +0.682 | 16:49:54.582 |
| 6 | 1:49.596 | +0.366 | 16:51:44.178 |
| 7 | 1:50.202 | +0.972 | 16:53:34.380 |
| 8 | 1:49.230 | | 16:55:23.610 |
| (15) Rhys Wilks | | | |
| 1 | 1:54.674 | +4.885 | 16:42:37.848 |
| 2 | 1:50.313 | +0.524 | 16:44:28.161 |
| 3 | 1:50.674 | +0.885 | 16:46:18.835 |
| 4 | 1:49.934 | +0.145 | 16:48:08.769 |
| 5 | 1:49.789 | | 16:49:58.558 |
| 6 | 1:50.176 | +0.387 | 16:51:48.734 |
| 7 | 1:51.673 | +1.884 | 16:53:40.407 |



Thundersport GB Rounds 10 & 11

Sorted on Best Lap time

Bridgestone Thundersport 500 Rockingham International 1.940 Miles
 Qualifying 28/07/2012 10:02
 Practice (15:00 Time) started at 10:02:54

| Pos | No. | Name | Class | Bike | CC | Best Tm | In Lap | Diff | 2nd Best | 2nd Lap |
|-----|-----|-------------------|-------|-------|-----|----------|--------|--------|----------|---------|
| 1 | 87 | Adam Clarke | T500 | Honda | 500 | 1:36.494 | 5 | | 1:36.852 | 4 |
| 2 | 10 | Sam Ludgate | T500 | Honda | 500 | 1:36.940 | 4 | 0.446 | 1:37.610 | 3 |
| 3 | 13 | Richard Blunt | T500 | Honda | 500 | 1:38.083 | 4 | 1.589 | 1:38.729 | 5 |
| 4 | 100 | Neil Bainbridge | T500 | Honda | 500 | 1:38.100 | 7 | 1.606 | 1:38.306 | 6 |
| 5 | 55 | Lee Shallcross | T500 | Honda | 500 | 1:38.127 | 5 | 1.633 | 1:38.167 | 7 |
| 6 | 106 | Joe Barton | T500 | Honda | 500 | 1:38.227 | 7 | 1.733 | 1:38.352 | 8 |
| 7 | 24 | Matthew Shillings | T500 | Honda | 500 | 1:38.330 | 6 | 1.836 | 1:38.390 | 3 |
| 8 | 32 | Nick Clift | T500 | Honda | 500 | 1:38.538 | 7 | 2.044 | 1:38.622 | 9 |
| 9 | 27 | James Pickford | T500 | Honda | 500 | 1:38.824 | 5 | 2.330 | 1:39.159 | 8 |
| 10 | 53 | Rob Mawbey | T500 | Honda | 500 | 1:39.418 | 6 | 2.924 | 1:40.044 | 8 |
| 11 | 72 | Mike Bailey | T500 | Honda | 500 | 1:40.147 | 3 | 3.653 | 1:40.804 | 2 |
| 12 | 34 | Sam Houlton | T500 | Honda | 500 | 1:40.429 | 6 | 3.935 | 1:40.557 | 5 |
| 13 | 57 | Chris Poncia | T500 | Honda | 500 | 1:40.480 | 6 | 3.986 | 1:40.634 | 7 |
| 14 | 93 | Matthew Laws | T500 | Honda | 500 | 1:40.695 | 7 | 4.201 | 1:40.908 | 9 |
| 15 | 22 | Adam Carter | T500 | Honda | 500 | 1:40.983 | 6 | 4.489 | 1:41.105 | 5 |
| 16 | 36 | Dean Court | T500 | Honda | 500 | 1:40.988 | 8 | 4.494 | 1:41.504 | 6 |
| 17 | 64 | Adam Palfreman | T500 | Honda | 500 | 1:41.545 | 7 | 5.051 | 1:41.945 | 4 |
| 18 | 38 | Ben Bailey | T500 | Honda | 500 | 1:44.447 | 2 | 7.953 | 1:45.895 | 1 |
| 19 | 37 | Hanna Rose | T500 | Honda | 500 | 1:48.028 | 8 | 11.534 | 1:49.713 | 4 |
| 20 | 26 | Matthew Poncia | T500 | Honda | 500 | 1:48.281 | 8 | 11.787 | 1:49.696 | 7 |
| 21 | 85 | Ian Collin | T500 | Honda | 500 | 1:48.512 | 8 | 12.018 | 1:48.735 | 4 |
| 22 | 20 | David Beswick | T500 | Honda | 500 | 1:50.098 | 2 | 13.604 | 1:50.227 | 1 |

Timekeeper:

Race Director:

Weather / Track: Sunny - Dry

Results @ www.sportstimingsservices.com


Printed: 28/07/2012 10:19:38





Thundersport GB Rounds 10 & 11

Bridgestone Thundersport 500 Rockingham International 1.940 Miles
 Race 3 & 12 Saturday 28/07/2012
 Race (8 Laps)



POLE POSITION

| | 1 | 2 | 3 | 4 |
|---|----|-----|----|-----|
| 1 | 87 | 10 | 13 | 100 |
| 2 | 55 | 106 | 24 | 32 |
| 3 | 27 | 53 | 72 | 34 |
| 4 | 57 | 93 | 22 | 36 |
| 5 | 64 | 38 | 37 | 26 |
| 6 | 85 | 20 | | |

Timekeeper:

Race Director:

Weather / Track:

Results @ www.sportstimeservices.com

Printed: 28/07/2012 10:28:54





Thundersport GB Rounds 10 & 11

Sorted on Laps

Bridgestone Thundersport 500

Rockingham International 1.940 Miles

Race 3

28/07/2012 12:38

Race (8 Laps) started at 12:38:37

| Pos | No. | Name | Class | Bike | CC | Laps | Total Tm | Diff | Best Tm | In Lap |
|----------------|-----|-------------------|-------|-------|-----|------|-----------|----------|----------|--------|
| 1 | 87 | Adam Clarke | T500 | Honda | 500 | 8 | 12:56.338 | | 1:36.008 | 6 |
| 2 | 10 | Sam Ludgate | T500 | Honda | 500 | 8 | 12:56.900 | 0.562 | 1:36.176 | 7 |
| 3 | 55 | Lee Shallcross | T500 | Honda | 500 | 8 | 13:14.236 | 17.898 | 1:37.760 | 5 |
| 4 | 100 | Neil Bainbridge | T500 | Honda | 500 | 8 | 13:14.856 | 18.518 | 1:38.463 | 8 |
| 5 | 27 | James Pickford | T500 | Honda | 500 | 8 | 13:15.136 | 18.798 | 1:38.066 | 8 |
| 6 | 24 | Matthew Shillings | T500 | Honda | 500 | 8 | 13:15.489 | 19.151 | 1:38.569 | 4 |
| 7 | 53 | Rob Mawbey | T500 | Honda | 500 | 8 | 13:16.082 | 19.744 | 1:38.464 | 5 |
| 8 | 13 | Richard Blunt | T500 | Honda | 500 | 8 | 13:16.567 | 20.229 | 1:38.003 | 5 |
| 9 | 34 | Sam Houlton | T500 | Honda | 500 | 8 | 13:16.730 | 20.392 | 1:37.142 | 8 |
| 10 | 106 | Joe Barton | T500 | Honda | 500 | 8 | 13:22.136 | 25.798 | 1:37.874 | 6 |
| 11 | 22 | Adam Carter | T500 | Honda | 500 | 8 | 13:26.923 | 30.585 | 1:38.869 | 5 |
| 12 | 64 | Adam Palfreman | T500 | Honda | 500 | 8 | 13:27.572 | 31.234 | 1:39.578 | 4 |
| 13 | 57 | Chris Poncia | T500 | Honda | 500 | 8 | 13:28.060 | 31.722 | 1:39.704 | 8 |
| 14 | 72 | Mike Bailey | T500 | Honda | 500 | 8 | 13:28.723 | 32.385 | 1:39.702 | 5 |
| 15 | 36 | Dean Court | T500 | Honda | 500 | 8 | 13:29.773 | 33.435 | 1:39.723 | 6 |
| 16 | 93 | Matthew Laws | T500 | Honda | 500 | 8 | 13:35.059 | 38.721 | 1:40.287 | 8 |
| 17 | 38 | Ben Bailey | T500 | Honda | 500 | 8 | 14:00.443 | 1:04.105 | 1:42.704 | 3 |
| 18 | 26 | Matthew Poncia | T500 | Honda | 500 | 8 | 14:30.736 | 1:34.398 | 1:45.881 | 8 |
| 19 | 85 | Ian Collin | T500 | Honda | 500 | 8 | 14:33.652 | 1:37.314 | 1:47.878 | 3 |
| 20 | 20 | David Beswick | T500 | Honda | 500 | 8 | 14:41.884 | 1:45.546 | 1:47.901 | 8 |
| Not classified | | | | | | | | | | |
| DNF | 32 | Nick Clift | T500 | Honda | 500 | 6 | 9:55.191 | DNF | 1:37.859 | 3 |
| DNF | 37 | Hanna Rose | T500 | Honda | 500 | 4 | 7:21.513 | DNF | 1:48.021 | 2 |

110% time - 14:13.972

| Margin of Victory | Avg. Speed | Best Lap Tm | Best Speed | Best Lap by |
|-------------------|------------|-------------|------------|------------------|
| 0.562 | 71.969 | 1:36.008 | 72.744 | 87 - Adam Clarke |

Timekeeper:

Race Director:

Weather / Track: Cloudy - Dry

Results @ www.sportstimingsservices.com

Printed: 28/07/2012 12:53:30





Thundersport GB Rounds 10 & 11

Lapchart

Bridgestone Thundersport 500 Rockingham International 1.940 Miles

Race 3 28/07/2012 12:38

Race (8 Laps) started at 12:38:37

| Competitors | Laps | | | | | | | | |
|------------------------|------|-----|-----|-----|-----|-----|-----|-----|-----|
| | 0 | 1 | 2 | 3 | 4 | 5 | 6 | 7 | 8 |
| Adam Clarke (87) | 1 | 87 | 87 | 87 | 87 | 87 | 87 | 87 | 87 |
| Sam Ludgate (10) | 2 | 10 | 10 | 10 | 10 | 10 | 10 | 10 | 10 |
| Richard Blunt (13) | 3 | 13 | 13 | 32 | 32 | 32 | 106 | 55 | 55 |
| Neil Bainbridge (100) | 4 | 100 | 100 | 100 | 100 | 106 | 32 | 24 | 100 |
| Joe Barton (106) | 5 | 106 | 32 | 32 | 106 | 106 | 100 | 100 | 27 |
| Nick Clift (32) | 6 | 32 | 106 | 24 | 13 | 13 | 13 | 55 | 53 |
| Matthew Shillings (24) | 7 | 24 | 24 | 106 | 24 | 24 | 55 | 24 | 27 |
| Lee Shallcross (55) | 8 | 55 | 53 | 53 | 53 | 55 | 24 | 13 | 13 |
| Rob Mawbey (53) | 9 | 53 | 55 | 55 | 55 | 53 | 53 | 53 | 34 |
| Mike Bailey (72) | 10 | 72 | 27 | 27 | 27 | 27 | 27 | 106 | 106 |
| James Pickford (27) | 11 | 27 | 57 | 34 | 34 | 34 | 34 | 34 | 22 |
| Chris Poncia (57) | 12 | 57 | 34 | 57 | 64 | 64 | 64 | 64 | 64 |
| Sam Houlton (34) | 13 | 34 | 72 | 64 | 57 | 57 | 22 | 57 | 57 |
| Dean Court (36) | 14 | 36 | 22 | 72 | 72 | 72 | 22 | 57 | 72 |
| Adam Carter (22) | 15 | 22 | 64 | 22 | 36 | 36 | 72 | 72 | 36 |
| Matthew Laws (93) | 16 | 93 | 36 | 36 | 22 | 22 | 36 | 36 | 93 |
| Adam Palfreman (64) | 17 | 64 | 93 | 93 | 93 | 93 | 93 | 38 | 38 |
| Ben Bailey (38) | 18 | 38 | 38 | 38 | 38 | 38 | 38 | 38 | 85 |
| Hanna Rose (37) | 19 | 37 | 85 | 85 | 85 | 85 | 85 | 85 | 26 |
| Ian Collin (85) | 20 | 85 | 26 | 26 | 37 | 37 | 26 | 26 | 20 |
| Matthew Poncia (26) | 21 | 26 | 20 | 20 | 26 | 26 | 20 | 20 | |
| David Beswick (20) | 22 | 20 | 37 | 37 | 20 | 20 | | | |

Timekeeper:

Race Director:

Weather / Track: Cloudy - Dry

Results @ www.sportstimeservices.com

Printed: 28/07/2012 12:58:10





Thundersport GB Rounds 10 & 11

Bridgestone Thundersport 500

Rockingham International 1.940 Miles

Race 3

28/07/2012 12:38

Race (8 Laps) started at 12:38:37

| Lap | Lap Tm | Diff | Time of Day |
|-------------------------|-----------------|--------|--------------|
| (87) Adam Clarke | | | |
| 1 | 1:40.893 | +4.885 | 12:40:18.691 |
| 2 | 1:36.826 | +0.818 | 12:41:55.517 |
| 3 | 1:36.783 | +0.775 | 12:43:32.300 |
| 4 | 1:36.255 | +0.247 | 12:45:08.555 |
| 5 | 1:36.388 | +0.380 | 12:46:44.943 |
| 6 | 1:36.008 | | 12:48:20.951 |
| 7 | 1:36.623 | +0.615 | 12:49:57.574 |
| 8 | 1:36.562 | +0.554 | 12:51:34.136 |

| Lap | Lap Tm | Diff | Time of Day |
|-------------------------|-----------------|--------|--------------|
| (10) Sam Ludgate | | | |
| 1 | 1:41.471 | +5.295 | 12:40:19.304 |
| 2 | 1:36.799 | +0.623 | 12:41:56.103 |
| 3 | 1:36.607 | +0.431 | 12:43:32.710 |
| 4 | 1:36.470 | +0.294 | 12:45:09.180 |
| 5 | 1:36.566 | +0.390 | 12:46:45.746 |
| 6 | 1:36.377 | +0.201 | 12:48:22.123 |
| 7 | 1:36.176 | | 12:49:58.299 |
| 8 | 1:36.399 | +0.223 | 12:51:34.698 |

| Lap | Lap Tm | Diff | Time of Day |
|----------------------------|-----------------|--------|--------------|
| (55) Lee Shallcross | | | |
| 1 | 1:43.821 | +6.061 | 12:40:22.481 |
| 2 | 1:38.627 | +0.867 | 12:42:01.108 |
| 3 | 1:38.446 | +0.686 | 12:43:39.554 |
| 4 | 1:38.426 | +0.666 | 12:45:17.980 |
| 5 | 1:37.760 | | 12:46:55.740 |
| 6 | 1:38.179 | +0.419 | 12:48:33.919 |
| 7 | 1:39.089 | +1.329 | 12:50:13.008 |
| 8 | 1:39.026 | +1.266 | 12:51:52.034 |

| Lap | Lap Tm | Diff | Time of Day |
|------------------------------|-----------------|--------|--------------|
| (100) Neil Bainbridge | | | |
| 1 | 1:42.458 | +3.995 | 12:40:20.459 |
| 2 | 1:38.648 | +0.185 | 12:41:59.107 |
| 3 | 1:38.532 | +0.069 | 12:43:37.639 |
| 4 | 1:38.705 | +0.242 | 12:45:16.344 |
| 5 | 1:39.004 | +0.541 | 12:46:55.348 |
| 6 | 1:38.469 | +0.006 | 12:48:33.817 |
| 7 | 1:40.374 | +1.911 | 12:50:14.191 |
| 8 | 1:38.463 | | 12:51:52.654 |

| Lap | Lap Tm | Diff | Time of Day |
|----------------------------|-----------------|--------|--------------|
| (27) James Pickford | | | |
| 1 | 1:43.582 | +5.516 | 12:40:22.722 |
| 2 | 1:38.775 | +0.709 | 12:42:01.497 |
| 3 | 1:38.834 | +0.768 | 12:43:40.331 |
| 4 | 1:38.510 | +0.444 | 12:45:18.841 |
| 5 | 1:38.092 | +0.026 | 12:46:56.933 |
| 6 | 1:38.904 | +0.838 | 12:48:35.837 |
| 7 | 1:39.031 | +0.965 | 12:50:14.868 |
| 8 | 1:38.066 | | 12:51:52.934 |

| Lap | Lap Tm | Diff | Time of Day |
|-------------------------------|-----------------|--------|--------------|
| (24) Matthew Shillings | | | |
| 1 | 1:42.770 | +4.201 | 12:40:21.338 |
| 2 | 1:38.619 | +0.050 | 12:41:59.957 |
| 3 | 1:39.090 | +0.521 | 12:43:39.047 |
| 4 | 1:38.569 | | 12:45:17.616 |
| 5 | 1:38.673 | +0.104 | 12:46:56.289 |
| 6 | 1:38.805 | +0.236 | 12:48:35.094 |
| 7 | 1:38.859 | +0.290 | 12:50:13.953 |
| 8 | 1:39.334 | +0.765 | 12:51:53.287 |

| Lap | Lap Tm | Diff | Time of Day |
|------------------------|----------|--------|--------------|
| (53) Rob Mawbey | | | |
| 1 | 1:43.106 | +4.642 | 12:40:22.151 |
| 2 | 1:38.594 | +0.130 | 12:42:00.745 |
| 3 | 1:38.708 | +0.244 | 12:43:39.453 |
| 4 | 1:38.749 | +0.285 | 12:45:18.202 |

| Lap | Lap Tm | Diff | Time of Day |
|-----|-----------------|--------|--------------|
| 5 | 1:38.464 | | 12:46:56.666 |
| 6 | 1:38.960 | +0.496 | 12:48:35.626 |
| 7 | 1:38.911 | +0.447 | 12:50:14.537 |
| 8 | 1:39.343 | +0.879 | 12:51:53.880 |

| Lap | Lap Tm | Diff | Time of Day |
|---------------------------|-----------------|--------|--------------|
| (13) Richard Blunt | | | |
| 1 | 1:42.466 | +4.463 | 12:40:20.388 |
| 2 | 1:38.617 | +0.614 | 12:41:59.005 |
| 3 | 1:39.830 | +1.827 | 12:43:38.835 |
| 4 | 1:38.718 | +0.715 | 12:45:17.553 |
| 5 | 1:38.003 | | 12:46:55.556 |
| 6 | 1:40.026 | +2.023 | 12:48:35.582 |
| 7 | 1:40.097 | +2.094 | 12:50:15.679 |
| 8 | 1:38.686 | +0.683 | 12:51:54.365 |

| Lap | Lap Tm | Diff | Time of Day |
|-------------------------|-----------------|--------|--------------|
| (34) Sam Houlton | | | |
| 1 | 1:45.152 | +8.010 | 12:40:24.525 |
| 2 | 1:39.952 | +2.810 | 12:42:04.477 |
| 3 | 1:38.891 | +1.749 | 12:43:43.368 |
| 4 | 1:39.550 | +2.408 | 12:45:22.918 |
| 5 | 1:38.469 | +1.327 | 12:47:01.387 |
| 6 | 1:38.049 | +0.907 | 12:48:39.436 |
| 7 | 1:37.950 | +0.808 | 12:50:17.386 |
| 8 | 1:37.142 | | 12:51:54.528 |

| Lap | Lap Tm | Diff | Time of Day |
|-------------------------|-----------------|---------|--------------|
| (106) Joe Barton | | | |
| 1 | 1:42.764 | +4.890 | 12:40:21.111 |
| 2 | 1:38.900 | +1.026 | 12:42:00.011 |
| 3 | 1:38.428 | +0.554 | 12:43:38.439 |
| 4 | 1:37.994 | +0.120 | 12:45:16.433 |
| 5 | 1:38.013 | +0.139 | 12:46:54.446 |
| 6 | 1:37.874 | | 12:48:32.320 |
| 7 | 1:47.988 | +10.114 | 12:50:20.308 |
| 8 | 1:39.626 | +1.752 | 12:51:59.934 |

| Lap | Lap Tm | Diff | Time of Day |
|-------------------------|-----------------|--------|--------------|
| (22) Adam Carter | | | |
| 1 | 1:45.321 | +6.452 | 12:40:24.927 |
| 2 | 1:41.612 | +2.743 | 12:42:06.539 |
| 3 | 1:40.969 | +2.100 | 12:43:47.508 |
| 4 | 1:39.804 | +0.935 | 12:45:27.312 |
| 5 | 1:38.869 | | 12:47:06.181 |
| 6 | 1:39.360 | +0.491 | 12:48:45.541 |
| 7 | 1:39.680 | +0.811 | 12:50:25.221 |
| 8 | 1:39.500 | +0.631 | 12:52:04.721 |

| Lap | Lap Tm | Diff | Time of Day |
|----------------------------|-----------------|--------|--------------|
| (64) Adam Palfreman | | | |
| 1 | 1:45.340 | +5.762 | 12:40:25.292 |
| 2 | 1:40.439 | +0.861 | 12:42:05.731 |
| 3 | 1:39.975 | +0.397 | 12:43:45.706 |
| 4 | 1:39.578 | | 12:45:25.284 |
| 5 | 1:39.752 | +0.174 | 12:47:05.036 |
| 6 | 1:40.111 | +0.533 | 12:48:45.147 |
| 7 | 1:40.534 | +0.956 | 12:50:25.681 |
| 8 | 1:39.689 | +0.111 | 12:52:05.370 |

| Lap | Lap Tm | Diff | Time of Day |
|--------------------------|-----------------|--------|--------------|
| (57) Chris Poncia | | | |
| 1 | 1:44.865 | +5.161 | 12:40:24.157 |
| 2 | 1:41.193 | +1.489 | 12:42:05.350 |
| 3 | 1:40.710 | +1.006 | 12:43:46.060 |
| 4 | 1:39.911 | +0.207 | 12:45:25.971 |
| 5 | 1:39.711 | +0.007 | 12:47:05.682 |
| 6 | 1:40.247 | +0.543 | 12:48:45.929 |
| 7 | 1:40.225 | +0.521 | 12:50:26.154 |
| 8 | 1:39.704 | | 12:52:05.858 |

| Lap | Lap Tm | Diff | Time of Day |
|-------------------------|--------|------|-------------|
| (72) Mike Bailey | | | |

| Lap | Lap Tm | Diff | Time of Day |
|-----|-----------------|--------|--------------|
| 1 | 1:45.462 | +5.760 | 12:40:24.548 |
| 2 | 1:41.666 | +1.964 | 12:42:06.214 |
| 3 | 1:40.480 | +0.778 | 12:43:46.694 |
| 4 | 1:40.188 | +0.486 | 12:45:26.882 |
| 5 | 1:39.702 | | 12:47:06.584 |
| 6 | 1:40.234 | +0.532 | 12:48:46.818 |
| 7 | 1:39.833 | +0.131 | 12:50:26.651 |
| 8 | 1:39.870 | +0.168 | 12:52:06.521 |

| Lap | Lap Tm | Diff | Time of Day |
|------------------------|-----------------|--------|--------------|
| (36) Dean Court | | | |
| 1 | 1:46.349 | +6.626 | 12:40:25.890 |
| 2 | 1:40.998 | +1.275 | 12:42:06.888 |
| 3 | 1:40.320 | +0.597 | 12:43:47.208 |
| 4 | 1:40.038 | +0.315 | 12:45:27.246 |
| 5 | 1:40.100 | +0.377 | 12:47:07.346 |
| 6 | 1:39.723 | | 12:48:47.069 |
| 7 | 1:40.015 | +0.292 | 12:50:27.084 |
| 8 | 1:40.487 | +0.764 | 12:52:07.571 |

| Lap | Lap Tm | Diff | Time of Day |
|--------------------------|-----------------|--------|--------------|
| (93) Matthew Laws | | | |
| 1 | 1:48.312 | +8.025 | 12:40:28.072 |
| 2 | 1:41.630 | +1.343 | 12:42:09.702 |
| 3 | 1:40.949 | +0.662 | 12:43:50.651 |
| 4 | 1:40.709 | +0.422 | 12:45:31.360 |
| 5 | 1:40.445 | +0.158 | 12:47:11.805 |
| 6 | 1:40.290 | +0.003 | 12:48:52.095 |
| 7 | 1:40.475 | +0.188 | 12:50:32.570 |
| 8 | 1:40.287 | | 12:52:12.857 |

| Lap | Lap Tm | Diff | Time of Day |
|------------------------|-----------------|--------|--------------|
| (38) Ben Bailey | | | |
| 1 | 1:48.019 | +5.315 | 12:40:28.095 |
| 2 | 1:43.809 | +1.105 | 12:42:11.904 |
| 3 | 1:42.704 | | 12:43:54.608 |
| 4 | 1:42.906 | +0.202 | 12:45:37.514 |
| 5 | 1:44.760 | +2.056 | 12:47:22.274 |
| 6 | 1:44.831 | +2.127 | 12:49:07.105 |
| 7 | 1:46.152 | +3.448 | 12:50:53.257 |
| 8 | 1:44.984 | +2.280 | 12:52:38.241 |

| Lap | Lap Tm | Diff | Time of Day |
|----------------------------|-----------------|--------|--------------|
| (26) Matthew Poncia | | | |
| 1 | 1:52.646 | +6.765 | 12:40:33.307 |
| 2 | 1:49.080 | +3.199 | 12:42:22.387 |
| 3 | 1:50.308 | +4.427 | 12:44:12.695 |
| 4 | 1:47.732 | +1.851 | 12:46:00.427 |
| 5 | 1:46.623 | +0.742 | 12:47:47.050 |
| 6 | 1:47.121 | +1.240 | 12:49:34.171 |
| 7 | 1:48.482 | +2.601 | 12:51:22.653 |
| 8 | 1:45.881 | | 12:53:08.534 |

| Lap | Lap Tm | Diff | Time of Day |
|------------------------|-----------------|--------|--------------|
| (85) Ian Collin | | | |
| 1 | 1:51.720 | +3.842 | 12:40:32.263 |
| 2 | 1:48.210 | +0.332 | 12:42:20.473 |
| 3 | 1:47.878 | | 12:44:08.351 |
| 4 | 1:48.002 | +0.124 | 12:45:56.353 |
| 5 | 1:47.996 | +0.118 | 12:47:44.349 |
| 6 | 1:49.564 | +1.686 | 12:49:33.913 |
| 7 | 1:48.452 | +0.574 | 12:51:22.365 |
| 8 | 1:49.085 | +1.207 | 12:53:11.450 |

| Lap | Lap Tm | Diff | Time of Day |
|---------------------------|----------|--------|--------------|
| (20) David Beswick | | | |
| 1 | 1:52.570 | +4.669 | 12:40:33.454 |
| 2 | 1:49.312 | +1.411 | 12:42:22.766 |
| 3 | 1:56.529 | +8.628 | 12:44:19.295 |
| 4 | 1:48.014 | +0.113 | 12:46:07.309 |
| 5 | 1:48.109 | +0.208 | 12:47:55.418 |
| 6 | 1:48.111 | +0.210 | 12:49:43.529 |

Timekeeper:

Race Director:

Weather / Track: Cloudy - Dry

Results @ www.sportstimingsservices.com

Printed: 28/07/2012 12:58:41





Thundersport GB Rounds 10 & 11

Bridgestone Thundersport 500 Rockingham International 1.940 Miles

Race 3 28/07/2012 12:38

Race (8 Laps) started at 12:38:37

| Lap | Lap Tm | Diff | Time of Day |
|-----|-----------------|--------|--------------|
| 7 | 1:48.252 | +0.351 | 12:51:31.781 |
| 8 | 1:47.901 | | 12:53:19.682 |

(32) Nick Clift

| | | | |
|---|-----------------|--------|--------------|
| 1 | 1:42.292 | +4.433 | 12:40:20.845 |
| 2 | 1:38.634 | +0.775 | 12:41:59.479 |
| 3 | 1:37.859 | | 12:43:37.338 |
| 4 | 1:38.425 | +0.566 | 12:45:15.763 |
| 5 | 1:38.501 | +0.642 | 12:46:54.264 |
| 6 | 1:38.725 | +0.866 | 12:48:32.989 |

(37) Hanna Rose

| | | | |
|---|-----------------|--------|--------------|
| 1 | 1:54.955 | +6.934 | 12:40:35.145 |
| 2 | 1:48.021 | | 12:42:23.166 |
| 3 | 1:48.042 | +0.021 | 12:44:11.208 |
| 4 | 1:48.103 | +0.082 | 12:45:59.311 |

| Lap | Lap Tm | Diff | Time of Day |
|-----|--------|------|-------------|
|-----|--------|------|-------------|

| Lap | Lap Tm | Diff | Time of Day |
|-----|--------|------|-------------|
|-----|--------|------|-------------|

Timekeeper:

Race Director:

Weather / Track: Cloudy - Dry

Results @ www.sportstimeservices.com

Printed: 28/07/2012 12:58:41





Thundersport GB Rounds 10 & 11

Sorted on Laps

Bridgestone Thundersport 500

Rockingham International 1.940 Miles

Race 12

28/07/2012 16:07

Race (8 Laps) started at 16:07:53

| Pos | No. | Name | Class | Bike | CC | Laps | Total Tm | Diff | Best Tm | In Lap |
|-----|-----|-------------------|-------|-------|-----|------|-----------|----------|----------|--------|
| 1 | 87 | Adam Clarke | T500 | Honda | 500 | 8 | 13:04.056 | | 1:36.560 | 7 |
| 2 | 10 | Sam Ludgate | T500 | Honda | 500 | 8 | 13:04.912 | 0.856 | 1:36.718 | 7 |
| 3 | 106 | Joe Barton | T500 | Honda | 500 | 8 | 13:09.152 | 5.096 | 1:37.271 | 6 |
| 4 | 32 | Nick Clift | T500 | Honda | 500 | 8 | 13:15.286 | 11.230 | 1:37.897 | 3 |
| 5 | 13 | Richard Blunt | T500 | Honda | 500 | 8 | 13:15.430 | 11.374 | 1:38.210 | 3 |
| 6 | 100 | Neil Bainbridge | T500 | Honda | 500 | 8 | 13:15.735 | 11.679 | 1:38.117 | 7 |
| 7 | 24 | Matthew Shillings | T500 | Honda | 500 | 8 | 13:16.287 | 12.231 | 1:38.058 | 3 |
| 8 | 34 | Sam Houlton | T500 | Honda | 500 | 8 | 13:19.958 | 15.902 | 1:38.153 | 3 |
| 9 | 55 | Lee Shallcross | T500 | Honda | 500 | 8 | 13:20.273 | 16.217 | 1:38.218 | 3 |
| 10 | 27 | James Pickford | T500 | Honda | 500 | 8 | 13:20.546 | 16.490 | 1:38.031 | 4 |
| 11 | 53 | Rob Mawbey | T500 | Honda | 500 | 8 | 13:20.855 | 16.799 | 1:38.033 | 3 |
| 12 | 57 | Chris Poncia | T500 | Honda | 500 | 8 | 13:30.142 | 26.086 | 1:39.535 | 7 |
| 13 | 22 | Adam Carter | T500 | Honda | 500 | 8 | 13:30.863 | 26.807 | 1:39.414 | 3 |
| 14 | 64 | Adam Palfreman | T500 | Honda | 500 | 8 | 13:30.937 | 26.881 | 1:39.713 | 8 |
| 15 | 36 | Dean Court | T500 | Honda | 500 | 8 | 13:38.273 | 34.217 | 1:40.186 | 5 |
| 16 | 93 | Matthew Laws | T500 | Honda | 500 | 8 | 13:38.516 | 34.460 | 1:40.266 | 4 |
| 17 | 72 | Mike Bailey | T500 | Honda | 500 | 8 | 13:41.107 | 37.051 | 1:40.614 | 2 |
| 18 | 38 | Ben Bailey | T500 | Honda | 500 | 8 | 13:41.275 | 37.219 | 1:40.926 | 7 |
| 19 | 26 | Matthew Poncia | T500 | Honda | 500 | 8 | 14:26.046 | 1:21.990 | 1:45.738 | 8 |
| 20 | 20 | David Beswick | T500 | Honda | 500 | 8 | 14:34.470 | 1:30.414 | 1:47.480 | 8 |
| 21 | 85 | Ian Collin | T500 | Honda | 500 | 8 | 14:54.140 | 1:50.084 | 1:49.664 | 2 |
| 22 | 37 | Hanna Rose | T500 | Honda | 500 | 7 | 13:04.670 | 1 Lap | 1:48.960 | 6 |

110% Time = 14.22.462

| Margin of Victory | Avg. Speed | Best Lap Tm | Best Speed | Best Lap by |
|-------------------|------------|-------------|------------|------------------|
| 0.856 | 71.260 | 1:36.560 | 72.328 | 87 - Adam Clarke |

Timekeeper:

Race Director:

Weather / Track: Bright - Dry

Results @ www.sportstimingservices.com

Printed: 28/07/2012 16:24:28





Thundersport GB Rounds 10 & 11

Lapchart

Bridgestone Thundersport 500

Rockingham International 1.940 Miles

Race 12

28/07/2012 16:07

Race (8 Laps) started at 16:07:53



| Competitors | Laps | | | | | | | | | |
|------------------------|------|-----|-----|-----|-----|-----|-----|-----|-----|-----|
| | 0 | 1 | 2 | 3 | 4 | 5 | 6 | 7 | 8 | |
| Sam Ludgate (10) | 1 | 10 | 10 | 10 | 10 | 10 | 87 | 87 | 87 | 87 |
| Richard Blunt (13) | 2 | 13 | 106 | 106 | 106 | 87 | 10 | 10 | 10 | 10 |
| Adam Clarke (87) | 3 | 87 | 13 | 87 | 87 | 106 | 106 | 106 | 106 | 106 |
| Neil Bainbridge (100) | 4 | 100 | 100 | 13 | 13 | 13 | 13 | 13 | 13 | 32 |
| Joe Barton (106) | 5 | 106 | 87 | 32 | 32 | 32 | 32 | 32 | 32 | 13 |
| Matthew Shillings (24) | 6 | 24 | 32 | 100 | 24 | 24 | 24 | 24 | 24 | 100 |
| Nick Clift (32) | 7 | 32 | 24 | 24 | 100 | 55 | 100 | 100 | 100 | 24 |
| Lee Shallcross (55) | 8 | 55 | 55 | 55 | 55 | 100 | 55 | 55 | 55 | 34 |
| Rob Mawbey (53) | 9 | 53 | 34 | 34 | 34 | 34 | 53 | 27 | 34 | 55 |
| Mike Bailey (72) | 10 | 72 | 53 | 53 | 53 | 53 | 34 | 34 | 27 | 27 |
| James Pickford (27) | 11 | 27 | 27 | 27 | 27 | 27 | 27 | 53 | 53 | 53 |
| Sam Houlton (34) | 12 | 34 | 72 | 22 | 22 | 22 | 22 | 22 | 22 | 57 |
| Chris Poncia (57) | 13 | 57 | 22 | 72 | 64 | 64 | 64 | 57 | 57 | 22 |
| Adam Carter (22) | 14 | 22 | 57 | 57 | 57 | 57 | 57 | 64 | 64 | 64 |
| Dean Court (36) | 15 | 36 | 64 | 64 | 72 | 72 | 72 | 72 | 93 | 36 |
| Matthew Laws (93) | 16 | 93 | 38 | 38 | 38 | 93 | 93 | 93 | 36 | 93 |
| Adam Palfreman (64) | 17 | 64 | 36 | 36 | 36 | 36 | 36 | 36 | 72 | 72 |
| Ben Bailey (38) | 18 | 38 | 93 | 93 | 93 | 38 | 38 | 38 | 38 | 38 |
| Matthew Poncia (26) | 19 | 26 | 26 | 26 | 26 | 26 | 26 | 26 | 26 | 26 |
| Ian Collin (85) | 20 | 85 | 20 | 20 | 20 | 20 | 20 | 20 | 20 | 20 |
| Hanna Rose (37) | 21 | 37 | 85 | 85 | 85 | 85 | 85 | 37 | 85 | 85 |
| David Beswick (20) | 22 | 20 | 37 | 37 | 37 | 37 | 37 | 85 | 37 | |

Timekeeper:
 Race Director:
 Weather / Track: Bright - Dry
 Results @ www.sportstimeservices.com
 Printed: 28/07/2012 16:26:42





Thundersport GB Rounds 10 & 11

Bridgestone Thundersport 500

Rockingham International 1.940 Miles

Race 12

28/07/2012 16:07

Race (8 Laps) started at 16:07:53

| Lap | Lap Tm | Diff | Time of Day |
|-------------------------------|-----------------|--------|--------------|
| (87) Adam Clarke | | | |
| 1 | 1:42.717 | +6.157 | 16:10:38.811 |
| 2 | 1:37.311 | +0.751 | 16:12:16.122 |
| 3 | 1:36.589 | +0.029 | 16:13:52.711 |
| 4 | 1:37.270 | +0.710 | 16:15:29.981 |
| 5 | 1:36.791 | +0.231 | 16:17:06.772 |
| 6 | 1:37.109 | +0.549 | 16:18:43.881 |
| 7 | 1:36.560 | | 16:20:20.441 |
| 8 | 1:37.060 | +0.500 | 16:21:57.501 |
| (10) Sam Ludgate | | | |
| 1 | 1:40.714 | +3.996 | 16:10:36.539 |
| 2 | 1:37.413 | +0.695 | 16:12:13.952 |
| 3 | 1:37.794 | +1.076 | 16:13:51.746 |
| 4 | 1:38.031 | +1.313 | 16:15:29.777 |
| 5 | 1:37.435 | +0.717 | 16:17:07.212 |
| 6 | 1:37.188 | +0.470 | 16:18:44.400 |
| 7 | 1:36.718 | | 16:20:21.118 |
| 8 | 1:37.239 | +0.521 | 16:21:58.357 |
| (106) Joe Barton | | | |
| 1 | 1:40.613 | +3.342 | 16:10:36.985 |
| 2 | 1:37.884 | +0.613 | 16:12:14.869 |
| 3 | 1:37.682 | +0.411 | 16:13:52.551 |
| 4 | 1:37.894 | +0.623 | 16:15:30.445 |
| 5 | 1:37.469 | +0.198 | 16:17:07.914 |
| 6 | 1:37.271 | | 16:18:45.185 |
| 7 | 1:38.013 | +0.742 | 16:20:23.198 |
| 8 | 1:39.399 | +2.128 | 16:22:02.597 |
| (32) Nick Clift | | | |
| 1 | 1:42.690 | +4.793 | 16:10:39.279 |
| 2 | 1:38.327 | +0.430 | 16:12:17.606 |
| 3 | 1:37.897 | | 16:13:55.503 |
| 4 | 1:38.609 | +0.712 | 16:15:34.112 |
| 5 | 1:38.977 | +1.080 | 16:17:13.089 |
| 6 | 1:38.534 | +0.637 | 16:18:51.623 |
| 7 | 1:38.444 | +0.547 | 16:20:30.067 |
| 8 | 1:38.664 | +0.767 | 16:22:08.731 |
| (13) Richard Blunt | | | |
| 1 | 1:41.982 | +3.772 | 16:10:37.934 |
| 2 | 1:38.914 | +0.704 | 16:12:16.848 |
| 3 | 1:38.210 | | 16:13:55.058 |
| 4 | 1:38.897 | +0.687 | 16:15:33.955 |
| 5 | 1:38.978 | +0.768 | 16:17:12.933 |
| 6 | 1:38.266 | +0.056 | 16:18:51.199 |
| 7 | 1:38.818 | +0.608 | 16:20:30.017 |
| 8 | 1:38.858 | +0.648 | 16:22:08.875 |
| (100) Neil Bainbridge | | | |
| 1 | 1:42.616 | +4.499 | 16:10:38.798 |
| 2 | 1:38.938 | +0.821 | 16:12:17.736 |
| 3 | 1:38.910 | +0.793 | 16:13:56.646 |
| 4 | 1:39.162 | +1.045 | 16:15:35.808 |
| 5 | 1:38.613 | +0.496 | 16:17:14.421 |
| 6 | 1:38.452 | +0.335 | 16:18:52.873 |
| 7 | 1:38.117 | | 16:20:30.990 |
| 8 | 1:38.190 | +0.073 | 16:22:09.180 |
| (24) Matthew Shillings | | | |
| 1 | 1:43.018 | +4.960 | 16:10:39.529 |
| 2 | 1:38.483 | +0.425 | 16:12:18.012 |
| 3 | 1:38.058 | | 16:13:56.070 |
| 4 | 1:38.438 | +0.380 | 16:15:34.508 |

| Lap | Lap Tm | Diff | Time of Day |
|----------------------------|-----------------|--------|--------------|
| 5 | 1:39.078 | +1.020 | 16:17:13.586 |
| 6 | 1:38.366 | +0.308 | 16:18:51.952 |
| 7 | 1:38.626 | +0.568 | 16:20:30.578 |
| 8 | 1:39.154 | +1.096 | 16:22:09.732 |
| (34) Sam Houlton | | | |
| 1 | 1:42.978 | +4.825 | 16:10:40.321 |
| 2 | 1:38.725 | +0.572 | 16:12:19.046 |
| 3 | 1:38.153 | | 16:13:57.199 |
| 4 | 1:38.799 | +0.646 | 16:15:35.998 |
| 5 | 1:39.218 | +1.065 | 16:17:15.216 |
| 6 | 1:40.375 | +2.222 | 16:18:55.591 |
| 7 | 1:38.677 | +0.524 | 16:20:34.268 |
| 8 | 1:39.135 | +0.982 | 16:22:13.403 |
| (55) Lee Shallcross | | | |
| 1 | 1:43.412 | +5.194 | 16:10:40.079 |
| 2 | 1:38.820 | +0.602 | 16:12:18.899 |
| 3 | 1:38.218 | | 16:13:57.117 |
| 4 | 1:38.531 | +0.313 | 16:15:35.648 |
| 5 | 1:39.335 | +1.117 | 16:17:14.983 |
| 6 | 1:40.433 | +2.215 | 16:18:55.416 |
| 7 | 1:38.614 | +0.396 | 16:20:34.030 |
| 8 | 1:39.688 | +1.470 | 16:22:13.718 |
| (27) James Pickford | | | |
| 1 | 1:43.648 | +5.617 | 16:10:40.911 |
| 2 | 1:39.065 | +1.034 | 16:12:19.976 |
| 3 | 1:38.920 | +0.889 | 16:13:58.896 |
| 4 | 1:38.031 | | 16:15:36.927 |
| 5 | 1:38.593 | +0.562 | 16:17:15.520 |
| 6 | 1:39.985 | +1.954 | 16:18:55.505 |
| 7 | 1:39.055 | +1.024 | 16:20:34.560 |
| 8 | 1:39.431 | +1.400 | 16:22:13.991 |
| (53) Rob Mawbey | | | |
| 1 | 1:43.505 | +5.472 | 16:10:40.619 |
| 2 | 1:38.988 | +0.955 | 16:12:19.607 |
| 3 | 1:38.033 | | 16:13:57.640 |
| 4 | 1:38.775 | +0.742 | 16:15:36.415 |
| 5 | 1:38.747 | +0.714 | 16:17:15.162 |
| 6 | 1:41.207 | +3.174 | 16:18:56.369 |
| 7 | 1:38.601 | +0.568 | 16:20:34.970 |
| 8 | 1:39.330 | +1.297 | 16:22:14.300 |
| (57) Chris Poncia | | | |
| 1 | 1:45.181 | +5.646 | 16:10:42.572 |
| 2 | 1:40.620 | +1.085 | 16:12:23.192 |
| 3 | 1:40.430 | +0.895 | 16:14:03.622 |
| 4 | 1:40.656 | +1.121 | 16:15:44.278 |
| 5 | 1:40.033 | +0.498 | 16:17:24.311 |
| 6 | 1:40.092 | +0.557 | 16:19:04.403 |
| 7 | 1:39.535 | | 16:20:43.938 |
| 8 | 1:39.649 | +0.114 | 16:22:23.587 |
| (22) Adam Carter | | | |
| 1 | 1:44.784 | +5.370 | 16:10:42.279 |
| 2 | 1:39.679 | +0.265 | 16:12:21.958 |
| 3 | 1:39.414 | | 16:14:01.372 |
| 4 | 1:41.549 | +2.135 | 16:15:42.921 |
| 5 | 1:39.808 | +0.394 | 16:17:22.729 |
| 6 | 1:39.686 | +0.272 | 16:19:02.415 |
| 7 | 1:40.791 | +1.377 | 16:20:43.206 |
| 8 | 1:41.102 | +1.688 | 16:22:24.308 |
| (64) Adam Palfreman | | | |

| Lap | Lap Tm | Diff | Time of Day |
|----------------------------|-----------------|--------|--------------|
| 1 | 1:44.609 | +4.896 | 16:10:42.718 |
| 2 | 1:40.553 | +0.840 | 16:12:23.271 |
| 3 | 1:40.300 | +0.587 | 16:14:03.571 |
| 4 | 1:40.106 | +0.393 | 16:15:43.677 |
| 5 | 1:39.964 | +0.251 | 16:17:23.641 |
| 6 | 1:41.124 | +1.411 | 16:19:04.765 |
| 7 | 1:39.904 | +0.191 | 16:20:44.669 |
| 8 | 1:39.713 | | 16:22:24.382 |
| (36) Dean Court | | | |
| 1 | 1:47.285 | +7.099 | 16:10:44.844 |
| 2 | 1:41.665 | +1.479 | 16:12:26.509 |
| 3 | 1:40.793 | +0.607 | 16:14:07.302 |
| 4 | 1:41.716 | +1.530 | 16:15:49.018 |
| 5 | 1:40.186 | | 16:17:29.204 |
| 6 | 1:41.337 | +1.151 | 16:19:10.541 |
| 7 | 1:40.846 | +0.660 | 16:20:51.387 |
| 8 | 1:40.331 | +0.145 | 16:22:31.718 |
| (93) Matthew Laws | | | |
| 1 | 1:47.359 | +7.093 | 16:10:45.150 |
| 2 | 1:41.557 | +1.291 | 16:12:26.707 |
| 3 | 1:41.097 | +0.831 | 16:14:07.804 |
| 4 | 1:40.266 | | 16:15:48.070 |
| 5 | 1:40.577 | +0.311 | 16:17:28.647 |
| 6 | 1:41.458 | +1.192 | 16:19:10.105 |
| 7 | 1:40.831 | +0.565 | 16:20:50.936 |
| 8 | 1:41.025 | +0.759 | 16:22:31.961 |
| (72) Mike Bailey | | | |
| 1 | 1:44.665 | +4.051 | 16:10:41.884 |
| 2 | 1:40.614 | | 16:12:22.498 |
| 3 | 1:42.230 | +1.616 | 16:14:04.728 |
| 4 | 1:41.952 | +1.338 | 16:15:46.680 |
| 5 | 1:41.734 | +1.120 | 16:17:28.414 |
| 6 | 1:41.448 | +0.834 | 16:19:09.862 |
| 7 | 1:42.182 | +1.568 | 16:20:52.044 |
| 8 | 1:42.508 | +1.894 | 16:22:34.552 |
| (38) Ben Bailey | | | |
| 1 | 1:46.183 | +5.257 | 16:10:44.522 |
| 2 | 1:41.464 | +0.538 | 16:12:25.986 |
| 3 | 1:41.173 | +0.247 | 16:14:07.159 |
| 4 | 1:42.643 | +1.717 | 16:15:49.802 |
| 5 | 1:41.464 | +0.538 | 16:17:31.266 |
| 6 | 1:41.334 | +0.408 | 16:19:12.600 |
| 7 | 1:40.926 | | 16:20:53.526 |
| 8 | 1:41.194 | +0.268 | 16:22:34.720 |
| (26) Matthew Poncia | | | |
| 1 | 1:51.579 | +5.841 | 16:10:49.970 |
| 2 | 1:48.540 | +2.802 | 16:12:38.510 |
| 3 | 1:47.954 | +2.216 | 16:14:26.464 |
| 4 | 1:47.179 | +1.441 | 16:16:13.643 |
| 5 | 1:47.117 | +1.379 | 16:18:00.760 |
| 6 | 1:46.475 | +0.737 | 16:19:47.235 |
| 7 | 1:46.518 | +0.780 | 16:21:33.753 |
| 8 | 1:45.738 | | 16:23:19.491 |
| (20) David Beswick | | | |
| 1 | 1:51.884 | +4.404 | 16:10:50.493 |
| 2 | 1:49.344 | +1.864 | 16:12:39.837 |
| 3 | 1:48.235 | +0.755 | 16:14:28.072 |
| 4 | 1:47.791 | +0.311 | 16:16:15.863 |
| 5 | 1:47.547 | +0.067 | 16:18:03.410 |
| 6 | 1:48.186 | +0.706 | 16:19:51.596 |

Timekeeper:

Race Director:

Weather / Track: Bright - Dry

Results @ www.sportstimingsservices.com

Printed: 28/07/2012 16:27:33





Thundersport GB Rounds 10 & 11

Bridgestone Thundersport 500 Rockingham International 1.940 Miles


Mega Laps Merge

| Pos | No. | Name | Class | Overall BestTm | R1. Best Tm | R2. Best Tm | R3. Best Tm | Diff |
|-----|-----|-------------------|-------|----------------|-------------|-------------|-------------|--------|
| 1 | 87 | Adam Clarke | T500 | 1:36.008 | 1:36.494 | 1:36.008 | 1:36.560 | |
| 2 | 10 | Sam Ludgate | T500 | 1:36.176 | 1:36.940 | 1:36.176 | 1:36.718 | 0.168 |
| 3 | 34 | Sam Houlton | T500 | 1:37.142 | 1:40.429 | 1:37.142 | 1:38.153 | 1.134 |
| 4 | 106 | Joe Barton | T500 | 1:37.271 | 1:38.227 | 1:37.874 | 1:37.271 | 1.263 |
| 5 | 55 | Lee Shallcross | T500 | 1:37.760 | 1:38.127 | 1:37.760 | 1:38.218 | 1.752 |
| 6 | 32 | Nick Clift | T500 | 1:37.897 | 1:38.538 | | 1:37.897 | 1.889 |
| 7 | 13 | Richard Blunt | T500 | 1:38.003 | 1:38.083 | 1:38.003 | 1:38.210 | 1.995 |
| 8 | 27 | James Pickford | T500 | 1:38.031 | 1:38.824 | 1:38.066 | 1:38.031 | 2.023 |
| 9 | 53 | Rob Mawbey | T500 | 1:38.033 | 1:39.418 | 1:38.464 | 1:38.033 | 2.025 |
| 10 | 24 | Matthew Shillings | T500 | 1:38.058 | 1:38.330 | 1:38.569 | 1:38.058 | 2.050 |
| 11 | 100 | Neil Bainbridge | T500 | 1:38.100 | 1:38.100 | 1:38.463 | 1:38.117 | 2.092 |
| 12 | 22 | Adam Carter | T500 | 1:38.869 | 1:40.983 | 1:38.869 | 1:39.414 | 2.861 |
| 13 | 57 | Chris Poncia | T500 | 1:39.535 | 1:40.480 | 1:39.704 | 1:39.535 | 3.527 |
| 14 | 64 | Adam Palfreman | T500 | 1:39.578 | 1:41.545 | 1:39.578 | 1:39.713 | 3.570 |
| 15 | 72 | Mike Bailey | T500 | 1:39.702 | 1:40.147 | 1:39.702 | 1:40.614 | 3.694 |
| 16 | 36 | Dean Court | T500 | 1:39.723 | 1:40.988 | 1:39.723 | 1:40.186 | 3.715 |
| 17 | 93 | Matthew Laws | T500 | 1:40.266 | 1:40.695 | 1:40.287 | 1:40.266 | 4.258 |
| 18 | 38 | Ben Bailey | T500 | 1:40.926 | 1:44.447 | 1:42.704 | 1:40.926 | 4.918 |
| 19 | 26 | Matthew Poncia | T500 | 1:45.738 | 1:48.281 | 1:45.881 | 1:45.738 | 9.730 |
| 20 | 20 | David Beswick | T500 | 1:47.480 | 1:50.098 | 1:47.901 | 1:47.480 | 11.472 |
| 21 | 85 | Ian Collin | T500 | 1:47.878 | 1:48.512 | 1:47.878 | 1:49.664 | 11.870 |
| 22 | 37 | Hanna Rose | T500 | 1:48.028 | 1:48.028 | | 1:48.960 | 12.020 |



Thundersport GB Rounds 10 & 11

Bridgestone Thundersport 500 Rockingham International 1.940 Miles
 Race 4 & 13 Sunday 29/07/2012
 Race (8 Laps)



POLE POSITION

| | 1 | 2 | 3 | 4 |
|---|----|----|-----|-----|
| 1 | 87 | 10 | 34 | 106 |
| 2 | 55 | 32 | 13 | 27 |
| 3 | 53 | 24 | 100 | 22 |
| 4 | 57 | 64 | 72 | 36 |
| 5 | 93 | 38 | 26 | 20 |
| 6 | 85 | 37 | | |

Timekeeper:

Race Director:

Weather / Track:

Results @ www.sportstimeservices.com


Printed: 28/07/2012 16:34:26





Thundersport GB Rounds 10 & 11

Bridgestone Thundersport 500 Rockingham International 1.940 Miles
 Race 4 & 13 Sunday 29/07/2012
 Race (8 Laps)



POLE POSITION

| | 1 | 2 | 3 | 4 |
|---|-------------------------------|-----------------------------|-------------------------------|-------------------------------|
| 1 | 87 Adam Clarke 1:36.008 | 10 Sam Ludgate 1:36.176 | 34 Sam Houlton 1:37.142 | 106 Joe Barton 1:37.271 |
| 2 | 55 Lee Shallcross 1:37.760 | 32 Nick Clift 1:37.897 | 13 Richard Blunt 1:38.003 | 27 James Pickford 1:38.031 |
| 3 | 53 Rob Mawbey 1:38.033 | 24 M. Shillings 1:38.058 | 100 N. Bainbridge 1:38.100 | 22 Adam Carter 1:38.869 |
| 4 | 57 Chris Poncia 1:39.535 | 64 A. Palfreman 1:39.578 | 72 Mike Bailey 1:39.702 | 36 Dean Court 1:39.723 |
| 5 | 93 Matthew Laws 1:40.266 | 38 Ben Bailey 1:40.926 | 26 M. Poncia 1:45.738 | 20 David Beswick 1:47.480 |
| 6 | 85 Ian Collin 1:47.878 | 37 Hanna Rose 1:48.028 | | |



Thundersport GB Rounds 10 & 11

Sorted on Best Lap time

Bridgestone Thundersport 500 Rockingham International 1.940 Miles

Warm up 29/07/2012 09:58

Practice started at 9:58:49

| Pos | No. | Name | Class | Bike | CC | Best Tm | In Lap | Diff | 2nd Best | 2nd Lap |
|-----|-----|-------------------|-------|-------|-----|----------|--------|--------|----------|---------|
| 1 | 13 | Richard Blunt | T500 | Honda | 500 | 1:37.787 | 6 | | 1:38.185 | 5 |
| 2 | 10 | Sam Ludgate | T500 | Honda | 500 | 1:38.019 | 4 | 0.232 | 1:38.028 | 5 |
| 3 | 100 | Neil Bainbridge | T500 | Honda | 500 | 1:38.280 | 3 | 0.493 | 1:38.441 | 5 |
| 4 | 22 | Adam Carter | T500 | Honda | 500 | 1:38.368 | 6 | 0.581 | 1:39.162 | 5 |
| 5 | 55 | Lee Shallcross | T500 | Honda | 500 | 1:38.369 | 3 | 0.582 | 1:39.193 | 2 |
| 6 | 32 | Nick Clift | T500 | Honda | 500 | 1:38.503 | 3 | 0.716 | 1:38.727 | 4 |
| 7 | 24 | Matthew Shillings | T500 | Honda | 500 | 1:38.552 | 3 | 0.765 | 1:39.379 | 4 |
| 8 | 27 | James Pickford | T500 | Honda | 500 | 1:38.759 | 5 | 0.972 | 1:39.301 | 4 |
| 9 | 53 | Rob Mawbey | T500 | Honda | 500 | 1:38.769 | 3 | 0.982 | 1:39.395 | 4 |
| 10 | 93 | Matthew Laws | T500 | Honda | 500 | 1:39.168 | 6 | 1.381 | 1:39.823 | 5 |
| 11 | 87 | Adam Clarke | T500 | Honda | 500 | 1:39.270 | 3 | 1.483 | 1:39.586 | 2 |
| 12 | 34 | Sam Houlton | T500 | Honda | 500 | 1:39.614 | 4 | 1.827 | 1:40.079 | 6 |
| 13 | 106 | Joe Barton | T500 | Honda | 500 | 1:39.806 | 3 | 2.019 | 1:40.107 | 2 |
| 14 | 57 | Chris Poncia | T500 | Honda | 500 | 1:39.973 | 6 | 2.186 | 1:41.086 | 2 |
| 15 | 72 | Mike Bailey | T500 | Honda | 500 | 1:41.026 | 6 | 3.239 | 1:41.961 | 2 |
| 16 | 64 | Adam Palfreman | T500 | Honda | 500 | 1:42.615 | 3 | 4.828 | 1:42.657 | 4 |
| 17 | 38 | Ben Bailey | T500 | Honda | 500 | 1:44.724 | 5 | 6.937 | 1:44.849 | 4 |
| 18 | 36 | Dean Court | T500 | Honda | 500 | 1:46.811 | 2 | 9.024 | 1:49.391 | 1 |
| 19 | 26 | Matthew Poncia | T500 | Honda | 500 | 1:47.314 | 5 | 9.527 | 1:47.788 | 2 |
| 20 | 85 | Ian Collin | T500 | Honda | 500 | 1:48.473 | 4 | 10.686 | 1:49.333 | 2 |
| 21 | 20 | David Beswick | T500 | Honda | 500 | 1:48.694 | 4 | 10.907 | 1:49.019 | 3 |
| 22 | 37 | Hanna Rose | T500 | Honda | 500 | 1:54.529 | 5 | 16.742 | 1:54.736 | 3 |

Timekeeper:
 Race Director:
 Weather / Track: Bright - Dry
 Results @ www.sportstimingsservices.com
 Printed: 29/07/2012 10:10:29





Thundersport GB Rounds 10 & 11

Sorted on Laps

Bridgestone Thundersport 500 Rockingham International 1.940 Miles

Race 4 29/07/2012 11:28

Race (8 Laps) started at 11:28:57

| Pos | No. | Name | Class | Bike | CC | Laps | Total Tm | Diff | Best Tm | In Lap |
|-----|-----|-------------------|-------|-------|-----|------|----------|--------|----------|--------|
| 1 | 87 | Adam Clarke | T500 | Honda | 500 | 5 | 8:14.381 | | 1:36.419 | 5 |
| 2 | 13 | Richard Blunt | T500 | Honda | 500 | 5 | 8:15.546 | 1.165 | 1:37.519 | 5 |
| 3 | 34 | Sam Houlton | T500 | Honda | 500 | 5 | 8:16.573 | 2.192 | 1:37.722 | 2 |
| 4 | 32 | Nick Clift | T500 | Honda | 500 | 5 | 8:16.579 | 2.198 | 1:37.596 | 5 |
| 5 | 10 | Sam Ludgate | T500 | Honda | 500 | 5 | 8:16.886 | 2.505 | 1:37.980 | 3 |
| 6 | 106 | Joe Barton | T500 | Honda | 500 | 5 | 8:17.344 | 2.963 | 1:37.962 | 5 |
| 7 | 53 | Rob Mawbey | T500 | Honda | 500 | 5 | 8:17.645 | 3.264 | 1:37.716 | 2 |
| 8 | 100 | Neil Bainbridge | T500 | Honda | 500 | 5 | 8:18.822 | 4.441 | 1:37.477 | 2 |
| 9 | 27 | James Pickford | T500 | Honda | 500 | 5 | 8:18.967 | 4.586 | 1:38.092 | 3 |
| 10 | 24 | Matthew Shillings | T500 | Honda | 500 | 5 | 8:21.417 | 7.036 | 1:37.676 | 3 |
| 11 | 22 | Adam Carter | T500 | Honda | 500 | 5 | 8:23.706 | 9.325 | 1:38.190 | 2 |
| 12 | 64 | Adam Palfreman | T500 | Honda | 500 | 5 | 8:27.352 | 12.971 | 1:39.206 | 2 |
| 13 | 55 | Lee Shallcross | T500 | Honda | 500 | 5 | 8:27.769 | 13.388 | 1:39.609 | 3 |
| 14 | 72 | Mike Bailey | T500 | Honda | 500 | 5 | 8:28.094 | 13.713 | 1:39.205 | 5 |
| 15 | 57 | Chris Poncia | T500 | Honda | 500 | 5 | 8:30.554 | 16.173 | 1:39.675 | 5 |
| 16 | 93 | Matthew Laws | T500 | Honda | 500 | 5 | 8:31.867 | 17.486 | 1:39.457 | 3 |
| 17 | 38 | Ben Bailey | T500 | Honda | 500 | 5 | 8:32.383 | 18.002 | 1:39.571 | 4 |
| 18 | 26 | Matthew Poncia | T500 | Honda | 500 | 5 | 9:00.207 | 45.826 | 1:45.829 | 2 |
| 19 | 20 | David Beswick | T500 | Honda | 500 | 5 | 9:12.990 | 58.609 | 1:46.464 | 5 |
| 20 | 85 | Ian Collin | T500 | Honda | 500 | 5 | 9:13.841 | 59.460 | 1:48.294 | 5 |
| 21 | 37 | Hanna Rose | T500 | Honda | 500 | 5 | 9:14.290 | 59.909 | 1:48.538 | 5 |

110% Time - 9:03.819

| Margin of Victory | Avg. Speed | Best Lap Tm | Best Speed | Best Lap by |
|-------------------|------------|-------------|------------|------------------|
| 1.165 | 70.634 | 1:36.419 | 72.434 | 87 - Adam Clarke |

Timekeeper:

Race Director:

Weather / Track: Sunny - Dry
 Results @ www.sportstimingservices.com
 Printed: 29/07/2012 11:40:30





Thundersport GB Rounds 10 & 11

Lapchart

Bridgestone Thundersport 500

Rockingham International 1.940 Miles

Race 4

29/07/2012 11:28

Race (8 Laps) started at 11:28:57



| Competitors | Laps | | | | | | |
|------------------------|------|-----|-----|-----|-----|-----|-----|
| | 0 | 1 | 2 | 3 | 4 | 5 | |
| Joe Barton (106) | 1 | 106 | 10 | 106 | 34 | 87 | 87 |
| Sam Ludgate (10) | 2 | 10 | 106 | 34 | 106 | 13 | 13 |
| Adam Clarke (87) | 3 | 87 | 34 | 13 | 13 | 34 | 34 |
| Sam Houlton (34) | 4 | 34 | 13 | 87 | 87 | 10 | 32 |
| Nick Clift (32) | 5 | 32 | 87 | 10 | 10 | 32 | 10 |
| Richard Blunt (13) | 6 | 13 | 32 | 32 | 32 | 106 | 106 |
| James Pickford (27) | 7 | 27 | 100 | 100 | 100 | 53 | 53 |
| Lee Shallcross (55) | 8 | 55 | 53 | 53 | 53 | 100 | 100 |
| Neil Bainbridge (100) | 9 | 100 | 27 | 27 | 27 | 27 | 27 |
| Rob Mawbey (53) | 10 | 53 | 24 | 24 | 24 | 24 | 24 |
| Matthew Shillings (24) | 11 | 24 | 55 | 22 | 22 | 22 | 22 |
| Adam Carter (22) | 12 | 22 | 22 | 55 | 64 | 64 | 64 |
| Chris Poncia (57) | 13 | 57 | 64 | 64 | 55 | 55 | 55 |
| Adam Palfreman (64) | 14 | 64 | 57 | 93 | 93 | 72 | 72 |
| Mike Bailey (72) | 15 | 72 | 72 | 57 | 72 | 38 | 57 |
| Matthew Laws (93) | 16 | 93 | 93 | 72 | 38 | 57 | 93 |
| David Beswick (20) | 17 | 20 | 38 | 38 | 57 | 93 | 38 |
| Ben Bailey (38) | 18 | 38 | 26 | 26 | 26 | 26 | 26 |
| Matthew Poncia (26) | 19 | 26 | 85 | 85 | 85 | 85 | 20 |
| Hanna Rose (37) | 20 | 37 | 37 | 37 | 37 | 37 | 85 |
| Ian Collin (85) | 21 | 85 | 20 | 20 | 20 | 20 | 37 |





Thundersport GB Rounds 10 & 11

Bridgestone Thundersport 500

Rockingham International 1.940 Miles

Race 4

29/07/2012 11:28

Race (8 Laps) started at 11:28:57



| Lap | Lap Tm | Diff | Time of Day |
|-------------------------------|-----------------|--------|--------------|
| (87) Adam Clarke | | | |
| 1 | 1:41.861 | +5.442 | 11:30:41.933 |
| 2 | 1:37.289 | +0.870 | 11:32:19.222 |
| 3 | 1:37.679 | +1.260 | 11:33:56.901 |
| 4 | 1:38.133 | +1.714 | 11:35:35.034 |
| 5 | 1:36.419 | | 11:37:11.453 |
| (13) Richard Blunt | | | |
| 1 | 1:40.893 | +3.374 | 11:30:41.424 |
| 2 | 1:37.609 | +0.090 | 11:32:19.033 |
| 3 | 1:37.832 | +0.313 | 11:33:56.865 |
| 4 | 1:38.234 | +0.715 | 11:35:35.099 |
| 5 | 1:37.519 | | 11:37:12.618 |
| (34) Sam Houlton | | | |
| 1 | 1:40.812 | +3.090 | 11:30:40.957 |
| 2 | 1:37.722 | | 11:32:18.679 |
| 3 | 1:38.027 | +0.305 | 11:33:56.706 |
| 4 | 1:38.762 | +1.040 | 11:35:35.468 |
| 5 | 1:38.177 | +0.455 | 11:37:13.645 |
| (32) Nick Clift | | | |
| 1 | 1:41.456 | +3.860 | 11:30:41.976 |
| 2 | 1:37.960 | +0.364 | 11:32:19.936 |
| 3 | 1:37.822 | +0.226 | 11:33:57.758 |
| 4 | 1:38.297 | +0.701 | 11:35:36.055 |
| 5 | 1:37.596 | | 11:37:13.651 |
| (10) Sam Ludgate | | | |
| 1 | 1:39.861 | +1.881 | 11:30:39.822 |
| 2 | 1:39.450 | +1.470 | 11:32:19.272 |
| 3 | 1:37.980 | | 11:33:57.252 |
| 4 | 1:38.335 | +0.355 | 11:35:35.587 |
| 5 | 1:38.371 | +0.391 | 11:37:13.958 |
| (106) Joe Barton | | | |
| 1 | 1:40.295 | +2.333 | 11:30:40.246 |
| 2 | 1:38.257 | +0.295 | 11:32:18.503 |
| 3 | 1:38.205 | +0.243 | 11:33:56.708 |
| 4 | 1:39.746 | +1.784 | 11:35:36.454 |
| 5 | 1:37.962 | | 11:37:14.416 |
| (53) Rob Mawbey | | | |
| 1 | 1:41.758 | +4.042 | 11:30:42.833 |
| 2 | 1:37.716 | | 11:32:20.549 |
| 3 | 1:37.756 | +0.040 | 11:33:58.305 |
| 4 | 1:38.365 | +0.649 | 11:35:36.670 |
| 5 | 1:38.047 | +0.331 | 11:37:14.717 |
| (100) Neil Bainbridge | | | |
| 1 | 1:41.514 | +4.037 | 11:30:42.556 |
| 2 | 1:37.477 | | 11:32:20.033 |
| 3 | 1:38.145 | +0.668 | 11:33:58.178 |
| 4 | 1:39.191 | +1.714 | 11:35:37.369 |
| 5 | 1:38.525 | +1.048 | 11:37:15.894 |
| (27) James Pickford | | | |
| 1 | 1:42.694 | +4.602 | 11:30:43.410 |
| 2 | 1:38.098 | +0.006 | 11:32:21.508 |
| 3 | 1:38.092 | | 11:33:59.600 |
| 4 | 1:38.157 | +0.065 | 11:35:37.757 |
| 5 | 1:38.282 | +0.190 | 11:37:16.039 |
| (24) Matthew Shillings | | | |
| 1 | 1:43.431 | +5.755 | 11:30:44.542 |

| Lap | Lap Tm | Diff | Time of Day |
|----------------------------|-----------------|--------|--------------|
| 2 | 1:38.807 | +1.131 | 11:32:23.349 |
| 3 | 1:37.676 | | 11:34:01.025 |
| 4 | 1:38.087 | +0.411 | 11:35:39.112 |
| 5 | 1:39.377 | +1.701 | 11:37:18.489 |
| (22) Adam Carter | | | |
| 1 | 1:44.656 | +6.466 | 11:30:45.798 |
| 2 | 1:38.190 | | 11:32:23.988 |
| 3 | 1:38.590 | +0.400 | 11:34:02.578 |
| 4 | 1:39.185 | +0.995 | 11:35:41.763 |
| 5 | 1:39.015 | +0.825 | 11:37:20.778 |
| (64) Adam Palfreman | | | |
| 1 | 1:44.493 | +5.287 | 11:30:46.086 |
| 2 | 1:39.206 | | 11:32:25.292 |
| 3 | 1:39.218 | +0.012 | 11:34:04.510 |
| 4 | 1:39.698 | +0.492 | 11:35:44.208 |
| 5 | 1:40.216 | +1.010 | 11:37:24.424 |
| (55) Lee Shallcross | | | |
| 1 | 1:44.008 | +4.399 | 11:30:44.765 |
| 2 | 1:40.139 | +0.530 | 11:32:24.904 |
| 3 | 1:39.609 | | 11:34:04.513 |
| 4 | 1:40.344 | +0.735 | 11:35:44.857 |
| 5 | 1:39.984 | +0.375 | 11:37:24.841 |
| (72) Mike Bailey | | | |
| 1 | 1:45.606 | +6.401 | 11:30:47.219 |
| 2 | 1:40.064 | +0.859 | 11:32:27.283 |
| 3 | 1:39.245 | +0.040 | 11:34:06.528 |
| 4 | 1:39.433 | +0.228 | 11:35:45.961 |
| 5 | 1:39.205 | | 11:37:25.166 |
| (57) Chris Poncia | | | |
| 1 | 1:45.155 | +5.480 | 11:30:46.590 |
| 2 | 1:40.613 | +0.938 | 11:32:27.203 |
| 3 | 1:40.716 | +1.041 | 11:34:07.919 |
| 4 | 1:40.032 | +0.357 | 11:35:47.951 |
| 5 | 1:39.675 | | 11:37:27.626 |
| (93) Matthew Laws | | | |
| 1 | 1:45.532 | +6.075 | 11:30:47.537 |
| 2 | 1:39.505 | +0.048 | 11:32:27.042 |
| 3 | 1:39.457 | | 11:34:06.499 |
| 4 | 1:41.664 | +2.207 | 11:35:48.163 |
| 5 | 1:40.776 | +1.319 | 11:37:28.939 |
| (38) Ben Bailey | | | |
| 1 | 1:45.433 | +5.862 | 11:30:47.840 |
| 2 | 1:39.896 | +0.325 | 11:32:27.736 |
| 3 | 1:39.792 | +0.221 | 11:34:07.528 |
| 4 | 1:39.571 | | 11:35:47.099 |
| 5 | 1:42.356 | +2.785 | 11:37:29.455 |
| (26) Matthew Poncia | | | |
| 1 | 1:49.874 | +4.045 | 11:30:52.376 |
| 2 | 1:45.829 | | 11:32:38.205 |
| 3 | 1:46.366 | +0.537 | 11:34:24.571 |
| 4 | 1:46.255 | +0.426 | 11:36:10.826 |
| 5 | 1:46.453 | +0.624 | 11:37:57.279 |
| (20) David Beswick | | | |
| 1 | 1:53.318 | +6.854 | 11:30:55.686 |
| 2 | 1:48.974 | +2.510 | 11:32:44.660 |
| 3 | 1:49.336 | +2.872 | 11:34:33.996 |
| 4 | 1:49.602 | +3.138 | 11:36:23.598 |

| Lap | Lap Tm | Diff | Time of Day |
|------------------------|-----------------|--------|--------------|
| 5 | 1:46.464 | | 11:38:10.062 |
| (85) Ian Collin | | | |
| 1 | 1:51.640 | +3.346 | 11:30:54.285 |
| 2 | 1:49.087 | +0.793 | 11:32:43.372 |
| 3 | 1:49.559 | +1.265 | 11:34:32.931 |
| 4 | 1:49.688 | +1.394 | 11:36:22.619 |
| 5 | 1:48.294 | | 11:38:10.913 |
| (37) Hanna Rose | | | |
| 1 | 1:52.374 | +3.836 | 11:30:55.004 |
| 2 | 1:48.757 | +0.219 | 11:32:43.761 |
| 3 | 1:49.410 | +0.872 | 11:34:33.171 |
| 4 | 1:49.653 | +1.115 | 11:36:22.824 |
| 5 | 1:48.538 | | 11:38:11.362 |

Timekeeper:

Race Director:

Weather / Track: Sunny - Dry

Results @ www.sportstimingsservices.com

Printed: 29/07/2012 11:46:35





Thundersport GB Rounds 10 & 11

Sorted on Laps

Bridgestone Thundersport 500 Rockingham International 1.940 Miles

Race 13 29/07/2012 15:21

Race (8 Laps) started at 15:21:37

| Pos | No. | Name | Class | Bike | CC | Laps | Total Tm | Diff | Best Tm | In Lap |
|----------------|-----|-------------------|-------|-------|-----|------|-----------|----------|----------|--------|
| 1 | 87 | Adam Clarke | T500 | Honda | 500 | 8 | 13:00.312 | | 1:35.845 | 2 |
| 2 | 10 | Sam Ludgate | T500 | Honda | 500 | 8 | 13:03.574 | 3.262 | 1:36.321 | 3 |
| 3 | 13 | Richard Blunt | T500 | Honda | 500 | 8 | 13:09.016 | 8.704 | 1:37.236 | 8 |
| 4 | 32 | Nick Clift | T500 | Honda | 500 | 8 | 13:09.139 | 8.827 | 1:37.091 | 6 |
| 5 | 34 | Sam Houlton | T500 | Honda | 500 | 8 | 13:12.088 | 11.776 | 1:37.241 | 6 |
| 6 | 106 | Joe Barton | T500 | Honda | 500 | 8 | 13:12.210 | 11.898 | 1:37.382 | 8 |
| 7 | 100 | Neil Bainbridge | T500 | Honda | 500 | 8 | 13:13.019 | 12.707 | 1:37.830 | 8 |
| 8 | 55 | Lee Shallcross | T500 | Honda | 500 | 8 | 13:13.530 | 13.218 | 1:37.498 | 8 |
| 9 | 53 | Rob Mawbey | T500 | Honda | 500 | 8 | 13:18.808 | 18.496 | 1:38.236 | 2 |
| 10 | 24 | Matthew Shillings | T500 | Honda | 500 | 8 | 13:19.956 | 19.644 | 1:38.395 | 5 |
| 11 | 57 | Chris Poncia | T500 | Honda | 500 | 8 | 13:27.625 | 27.313 | 1:38.764 | 7 |
| 12 | 22 | Adam Carter | T500 | Honda | 500 | 8 | 13:28.002 | 27.690 | 1:38.161 | 6 |
| 13 | 36 | Dean Court | T500 | Honda | 500 | 8 | 13:34.941 | 34.629 | 1:40.051 | 7 |
| 14 | 93 | Matthew Laws | T500 | Honda | 500 | 8 | 13:35.019 | 34.707 | 1:40.069 | 7 |
| 15 | 72 | Mike Bailey | T500 | Honda | 500 | 8 | 13:35.325 | 35.013 | 1:39.853 | 8 |
| 16 | 38 | Ben Bailey | T500 | Honda | 500 | 8 | 13:36.172 | 35.860 | 1:40.050 | 2 |
| 17 | 20 | David Beswick | T500 | Honda | 500 | 8 | 14:26.207 | 1:25.895 | 1:46.871 | 5 |
| 18 | 26 | Matthew Poncia | T500 | Honda | 500 | 8 | 14:26.745 | 1:26.433 | 1:44.983 | 7 |
| 19 | 85 | Ian Collin | T500 | Honda | 500 | 8 | 14:44.141 | 1:43.829 | 1:48.711 | 5 |
| 20 | 37 | Hanna Rose | T500 | Honda | 500 | 8 | 15:03.354 | 2:03.042 | 1:48.607 | 4 |
| Not classified | | | | | | | | | | |
| DNF | 64 | Adam Palfreman | T500 | Honda | 500 | 3 | 6:05.365 | DNF | 1:39.699 | 2 |
| DNF | 27 | James Pickford | T500 | Honda | 500 | 2 | 3:25.882 | DNF | 1:38.591 | 2 |

110% - 14:18.343

| Margin of Victory | Avg. Speed | Best Lap Tm | Best Speed | Best Lap by |
|-------------------|------------|-------------|------------|------------------|
| 3.262 | 71.602 | 1:35.845 | 72.868 | 87 - Adam Clarke |

Timekeeper:

Race Director:
 Weather / Track: Cloudy - Dry
 Results @ www.sportstimingservices.com
 Printed: 29/07/2012 15:36:50





Thundersport GB Rounds 10 & 11

Lapchart

Bridgestone Thundersport 500

Rockingham International 1.940 Miles

Race 13

29/07/2012 15:21

Race (8 Laps) started at 15:21:37



| Competitors | Laps | | | | | | | | | |
|------------------------|------|-----|-----|-----|-----|-----|-----|-----|-----|-----|
| | 0 | 1 | 2 | 3 | 4 | 5 | 6 | 7 | 8 | |
| Sam Ludgate (10) | 1 | 10 | 10 | 87 | 87 | 87 | 87 | 87 | 87 | 87 |
| Joe Barton (106) | 2 | 106 | 87 | 10 | 10 | 10 | 10 | 10 | 10 | 10 |
| Adam Clarke (87) | 3 | 87 | 106 | 13 | 13 | 13 | 13 | 13 | 13 | 13 |
| Sam Houlton (34) | 4 | 34 | 13 | 32 | 32 | 32 | 32 | 32 | 32 | 32 |
| Nick Clift (32) | 5 | 32 | 32 | 106 | 106 | 106 | 106 | 106 | 34 | 34 |
| Richard Blunt (13) | 6 | 13 | 100 | 100 | 100 | 100 | 34 | 34 | 106 | 106 |
| Lee Shallcross (55) | 7 | 55 | 34 | 34 | 34 | 34 | 100 | 100 | 100 | 100 |
| James Pickford (27) | 8 | 27 | 55 | 55 | 55 | 55 | 55 | 55 | 55 | 55 |
| Rob Mawbey (53) | 9 | 53 | 27 | 27 | 53 | 53 | 24 | 24 | 53 | 53 |
| Neil Bainbridge (100) | 10 | 100 | 24 | 53 | 24 | 24 | 53 | 53 | 24 | 24 |
| Matthew Shillings (24) | 11 | 24 | 53 | 24 | 38 | 57 | 22 | 22 | 22 | 57 |
| Adam Carter (22) | 12 | 22 | 57 | 57 | 57 | 38 | 57 | 57 | 57 | 22 |
| Chris Poncia (57) | 13 | 57 | 38 | 38 | 36 | 22 | 38 | 36 | 36 | 36 |
| Mike Bailey (72) | 14 | 72 | 72 | 64 | 22 | 36 | 36 | 93 | 93 | 93 |
| Dean Court (36) | 15 | 36 | 64 | 72 | 72 | 72 | 93 | 38 | 38 | 72 |
| Adam Palfreman (64) | 16 | 64 | 36 | 22 | 93 | 93 | 72 | 72 | 72 | 38 |
| Ben Bailey (38) | 17 | 38 | 22 | 36 | 20 | 20 | 20 | 20 | 20 | 20 |
| Matthew Laws (93) | 18 | 93 | 93 | 93 | 26 | 26 | 26 | 26 | 26 | 26 |
| Hanna Rose (37) | 19 | 37 | 20 | 20 | 85 | 85 | 85 | 85 | 85 | 85 |
| David Beswick (20) | 20 | 20 | 85 | 26 | 37 | 37 | 37 | 37 | 37 | 37 |
| Matthew Poncia (26) | 21 | 26 | 37 | 85 | 64 | | | | | |
| Ian Collin (85) | 22 | 85 | 26 | 37 | | | | | | |

Timekeeper:
 Race Director:
 Weather / Track: Cloudy - Dry
 Results @ www.sportstimeservices.com
 Printed: 29/07/2012 15:39:34





Thundersport GB Rounds 10 & 11

Bridgestone Thundersport 500

Rockingham International 1.940 Miles

Race 13

29/07/2012 15:21

Race (8 Laps) started at 15:21:37

| Lap | Lap Tm | Diff | Time of Day |
|------------------------------|-----------------|--------|--------------|
| (87) Adam Clarke | | | |
| 1 | 1:40.585 | +4.740 | 15:23:21.362 |
| 2 | 1:35.845 | | 15:24:57.207 |
| 3 | 1:35.984 | +0.139 | 15:26:33.191 |
| 4 | 1:36.433 | +0.588 | 15:28:09.624 |
| 5 | 1:36.432 | +0.587 | 15:29:46.056 |
| 6 | 1:36.636 | +0.791 | 15:31:22.692 |
| 7 | 1:36.637 | +0.792 | 15:32:59.329 |
| 8 | 1:38.010 | +2.165 | 15:34:37.339 |
| (10) Sam Ludgate | | | |
| 1 | 1:40.696 | +4.375 | 15:23:21.323 |
| 2 | 1:36.691 | +0.370 | 15:24:58.014 |
| 3 | 1:36.321 | | 15:26:34.335 |
| 4 | 1:37.062 | +0.741 | 15:28:11.397 |
| 5 | 1:37.240 | +0.919 | 15:29:48.637 |
| 6 | 1:37.355 | +1.034 | 15:31:25.992 |
| 7 | 1:37.331 | +1.010 | 15:33:03.323 |
| 8 | 1:37.278 | +0.957 | 15:34:40.601 |
| (13) Richard Blunt | | | |
| 1 | 1:41.090 | +3.854 | 15:23:22.378 |
| 2 | 1:37.534 | +0.298 | 15:24:59.912 |
| 3 | 1:37.360 | +0.124 | 15:26:37.272 |
| 4 | 1:38.304 | +1.068 | 15:28:15.576 |
| 5 | 1:37.689 | +0.453 | 15:29:53.265 |
| 6 | 1:37.947 | +0.711 | 15:31:31.212 |
| 7 | 1:37.595 | +0.359 | 15:33:08.807 |
| 8 | 1:37.236 | | 15:34:46.043 |
| (32) Nick Clift | | | |
| 1 | 1:41.464 | +4.373 | 15:23:22.735 |
| 2 | 1:38.269 | +1.178 | 15:25:01.004 |
| 3 | 1:37.723 | +0.632 | 15:26:38.727 |
| 4 | 1:38.201 | +1.110 | 15:28:16.928 |
| 5 | 1:37.704 | +0.613 | 15:29:54.632 |
| 6 | 1:37.091 | | 15:31:31.723 |
| 7 | 1:37.328 | +0.237 | 15:33:09.051 |
| 8 | 1:37.115 | +0.024 | 15:34:46.166 |
| (34) Sam Houlton | | | |
| 1 | 1:42.952 | +5.711 | 15:23:23.885 |
| 2 | 1:38.284 | +1.043 | 15:25:02.169 |
| 3 | 1:37.385 | +0.144 | 15:26:39.554 |
| 4 | 1:38.711 | +1.470 | 15:28:18.265 |
| 5 | 1:37.983 | +0.742 | 15:29:56.248 |
| 6 | 1:37.241 | | 15:31:33.489 |
| 7 | 1:38.352 | +1.111 | 15:33:11.841 |
| 8 | 1:37.274 | +0.033 | 15:34:49.115 |
| (106) Joe Barton | | | |
| 1 | 1:41.346 | +3.964 | 15:23:22.071 |
| 2 | 1:39.069 | +1.687 | 15:25:01.140 |
| 3 | 1:38.181 | +0.799 | 15:26:39.321 |
| 4 | 1:37.952 | +0.570 | 15:28:17.273 |
| 5 | 1:38.188 | +0.806 | 15:29:55.461 |
| 6 | 1:37.886 | +0.504 | 15:31:33.347 |
| 7 | 1:38.508 | +1.126 | 15:33:11.855 |
| 8 | 1:37.382 | | 15:34:49.237 |
| (100) Neil Bainbridge | | | |
| 1 | 1:41.775 | +3.945 | 15:23:23.563 |
| 2 | 1:37.906 | +0.076 | 15:25:01.469 |
| 3 | 1:38.017 | +0.187 | 15:26:39.486 |
| 4 | 1:38.670 | +0.840 | 15:28:18.156 |

| Lap | Lap Tm | Diff | Time of Day |
|-------------------------------|-----------------|--------|--------------|
| 5 | 1:38.110 | +0.280 | 15:29:56.266 |
| 6 | 1:37.966 | +0.136 | 15:31:34.232 |
| 7 | 1:37.984 | +0.154 | 15:33:12.216 |
| 8 | 1:37.830 | | 15:34:50.046 |
| (55) Lee Shallcross | | | |
| 1 | 1:42.904 | +5.406 | 15:23:24.261 |
| 2 | 1:38.615 | +1.117 | 15:25:02.876 |
| 3 | 1:38.810 | +1.312 | 15:26:41.686 |
| 4 | 1:38.377 | +0.879 | 15:28:20.063 |
| 5 | 1:37.607 | +0.109 | 15:29:57.670 |
| 6 | 1:37.817 | +0.319 | 15:31:35.487 |
| 7 | 1:37.572 | +0.074 | 15:33:13.059 |
| 8 | 1:37.498 | | 15:34:50.557 |
| (53) Rob Mawbey | | | |
| 1 | 1:43.110 | +4.874 | 15:23:24.876 |
| 2 | 1:38.236 | | 15:25:03.112 |
| 3 | 1:38.878 | +0.642 | 15:26:41.990 |
| 4 | 1:38.737 | +0.501 | 15:28:20.727 |
| 5 | 1:38.820 | +0.584 | 15:29:59.547 |
| 6 | 1:39.490 | +1.254 | 15:31:39.037 |
| 7 | 1:38.424 | +0.188 | 15:33:17.461 |
| 8 | 1:38.374 | +0.138 | 15:34:55.835 |
| (24) Matthew Shillings | | | |
| 1 | 1:42.843 | +4.448 | 15:23:24.641 |
| 2 | 1:38.853 | +0.458 | 15:25:03.494 |
| 3 | 1:38.824 | +0.429 | 15:26:42.318 |
| 4 | 1:38.795 | +0.400 | 15:28:21.113 |
| 5 | 1:38.395 | | 15:29:59.508 |
| 6 | 1:38.845 | +0.450 | 15:31:38.353 |
| 7 | 1:39.626 | +1.231 | 15:33:17.979 |
| 8 | 1:39.004 | +0.609 | 15:34:56.983 |
| (57) Chris Poncia | | | |
| 1 | 1:43.214 | +4.450 | 15:23:25.487 |
| 2 | 1:40.516 | +1.752 | 15:25:06.003 |
| 3 | 1:41.377 | +2.613 | 15:26:47.380 |
| 4 | 1:40.174 | +1.410 | 15:28:27.554 |
| 5 | 1:40.048 | +1.284 | 15:30:07.602 |
| 6 | 1:38.813 | +0.049 | 15:31:46.415 |
| 7 | 1:38.764 | | 15:33:25.179 |
| 8 | 1:39.473 | +0.709 | 15:35:04.652 |
| (22) Adam Carter | | | |
| 1 | 1:46.067 | +7.906 | 15:23:28.301 |
| 2 | 1:39.254 | +1.093 | 15:25:07.555 |
| 3 | 1:41.747 | +3.586 | 15:26:49.302 |
| 4 | 1:39.594 | +1.433 | 15:28:28.896 |
| 5 | 1:38.495 | +0.334 | 15:30:07.391 |
| 6 | 1:38.161 | | 15:31:45.552 |
| 7 | 1:38.938 | +0.777 | 15:33:24.490 |
| 8 | 1:40.539 | +2.378 | 15:35:05.029 |
| (36) Dean Court | | | |
| 1 | 1:45.485 | +5.434 | 15:23:27.859 |
| 2 | 1:40.560 | +0.509 | 15:25:08.419 |
| 3 | 1:40.596 | +0.545 | 15:26:49.015 |
| 4 | 1:40.460 | +0.409 | 15:28:29.475 |
| 5 | 1:40.636 | +0.585 | 15:30:10.111 |
| 6 | 1:41.053 | +1.002 | 15:31:51.164 |
| 7 | 1:40.051 | | 15:33:31.215 |
| 8 | 1:40.753 | +0.702 | 15:35:11.968 |
| (93) Matthew Laws | | | |

| Lap | Lap Tm | Diff | Time of Day |
|----------------------------|-----------------|--------|--------------|
| 1 | 1:46.233 | +6.164 | 15:23:29.142 |
| 2 | 1:40.362 | +0.293 | 15:25:09.504 |
| 3 | 1:40.256 | +0.187 | 15:26:49.760 |
| 4 | 1:40.698 | +0.629 | 15:28:30.458 |
| 5 | 1:40.322 | +0.253 | 15:30:10.780 |
| 6 | 1:40.989 | +0.920 | 15:31:51.769 |
| 7 | 1:40.069 | | 15:33:31.838 |
| 8 | 1:40.208 | +0.139 | 15:35:12.046 |
| (72) Mike Bailey | | | |
| 1 | 1:43.733 | +3.880 | 15:23:26.094 |
| 2 | 1:40.913 | +1.060 | 15:25:07.007 |
| 3 | 1:42.585 | +2.732 | 15:26:49.592 |
| 4 | 1:40.426 | +0.573 | 15:28:30.018 |
| 5 | 1:41.171 | +1.318 | 15:30:11.189 |
| 6 | 1:41.340 | +1.487 | 15:31:52.529 |
| 7 | 1:39.970 | +0.117 | 15:33:32.499 |
| 8 | 1:39.853 | | 15:35:12.352 |
| (38) Ben Bailey | | | |
| 1 | 1:43.139 | +3.089 | 15:23:25.956 |
| 2 | 1:40.050 | | 15:25:06.006 |
| 3 | 1:41.338 | +1.288 | 15:26:47.344 |
| 4 | 1:41.045 | +0.995 | 15:28:28.389 |
| 5 | 1:41.280 | +1.230 | 15:30:09.669 |
| 6 | 1:42.394 | +2.344 | 15:31:52.063 |
| 7 | 1:40.099 | +0.049 | 15:33:32.162 |
| 8 | 1:41.037 | +0.987 | 15:35:13.199 |
| (20) David Beswick | | | |
| 1 | 1:49.223 | +2.352 | 15:23:32.309 |
| 2 | 1:47.594 | +0.723 | 15:25:19.903 |
| 3 | 1:47.576 | +0.705 | 15:27:07.479 |
| 4 | 1:46.968 | +0.097 | 15:28:54.447 |
| 5 | 1:46.871 | | 15:30:41.318 |
| 6 | 1:46.981 | +0.110 | 15:32:28.299 |
| 7 | 1:46.947 | +0.076 | 15:34:15.246 |
| 8 | 1:47.988 | +1.117 | 15:36:03.234 |
| (26) Matthew Poncia | | | |
| 1 | 1:54.905 | +9.922 | 15:23:38.221 |
| 2 | 1:48.127 | +3.144 | 15:25:26.348 |
| 3 | 1:48.933 | +3.950 | 15:27:15.281 |
| 4 | 1:47.054 | +2.071 | 15:29:02.335 |
| 5 | 1:46.254 | +1.271 | 15:30:48.589 |
| 6 | 1:44.984 | +0.001 | 15:32:33.573 |
| 7 | 1:44.983 | | 15:34:18.556 |
| 8 | 1:45.216 | +0.233 | 15:36:03.772 |
| (85) Ian Collin | | | |
| 1 | 1:53.420 | +4.709 | 15:23:36.806 |
| 2 | 1:49.553 | +0.842 | 15:25:26.359 |
| 3 | 1:50.102 | +1.391 | 15:27:16.461 |
| 4 | 1:48.967 | +0.256 | 15:29:05.428 |
| 5 | 1:48.711 | | 15:30:54.139 |
| 6 | 1:49.402 | +0.691 | 15:32:43.541 |
| 7 | 1:48.810 | +0.099 | 15:34:32.351 |
| 8 | 1:48.817 | +0.106 | 15:36:21.168 |
| (37) Hanna Rose | | | |
| 1 | 1:54.599 | +5.992 | 15:23:37.677 |
| 2 | 1:50.940 | +2.333 | 15:25:28.617 |
| 3 | 1:49.324 | +0.717 | 15:27:17.941 |
| 4 | 1:48.607 | | 15:29:06.548 |
| 5 | 1:49.152 | +0.545 | 15:30:55.700 |
| 6 | 1:49.461 | +0.854 | 15:32:45.161 |

Timekeeper:

Race Director:

Weather / Track: Cloudy - Dry

Results @ www.sportstimingsservices.com

Printed: 29/07/2012 15:41:04





Thundersport GB Rounds 10 & 11

Bridgestone Thundersport 500 Rockingham International 1.940 Miles

Race 13 29/07/2012 15:21

Race (8 Laps) started at 15:21:37

| Lap | Lap Tm | Diff | Time of Day |
|----------------------------|-----------------|---------|--------------|
| 7 | 1:49.551 | +0.944 | 15:34:34.712 |
| 8 | 2:05.669 | +17.062 | 15:36:40.381 |
| (64) Adam Palfreman | | | |
| 1 | 1:44.191 | +4.492 | 15:23:26.703 |
| 2 | 1:39.699 | | 15:25:06.402 |
| 3 | 2:35.990 | +56.291 | 15:27:42.393 |
| (27) James Pickford | | | |
| 1 | 1:42.772 | +4.181 | 15:23:24.318 |
| 2 | 1:38.591 | | 15:25:02.909 |

| Lap | Lap Tm | Diff | Time of Day |
|-----|--------|------|-------------|
|-----|--------|------|-------------|

| Lap | Lap Tm | Diff | Time of Day |
|-----|--------|------|-------------|
|-----|--------|------|-------------|



Thundersport GB Rounds 10 & 11

Sorted on Best Lap time

Doodson Motorsport Super/Minitwins & F400

Rockingham International 1.940 Miles

Qualifying

28/07/2012 09:26

Practice started at 9:28:26

| Pos | No. | Name | Class | Bike | CC | Best Tm | In Lap | Diff | 2nd Best | 2nd Lap |
|-----|-----|------------------|-----------|----------|-------|----------|--------|--------|----------|---------|
| 1 | 88 | Josh Daley | F400 | Kawasaki | 400 | 1:29.967 | 4 | | 1:30.717 | 2 |
| 2 | 15 | Ross Twyman | Supertwin | Aprilia | 450 | 1:30.806 | 9 | 0.839 | 1:32.030 | 8 |
| 3 | 7 | Callan Cooper | Supertwin | Aprilia | 450 | 1:30.824 | 5 | 0.857 | 1:30.999 | 7 |
| 4 | 20 | Tom Oliver | Supertwin | Aprilia | 450 | 1:30.841 | 8 | 0.874 | 1:30.966 | 9 |
| 5 | 54 | Sam Cox | Supertwin | Aprilia | 450 | 1:30.959 | 6 | 0.992 | 1:31.756 | 8 |
| 6 | 44 | Alastair Fagan | Supertwin | Suzuki | 650 | 1:31.187 | 5 | 1.220 | 1:31.240 | 9 |
| 7 | 94 | Jamie Thackeray | Supertwin | Aprilia | 450 | 1:31.711 | 8 | 1.744 | 1:32.146 | 6 |
| 8 | 61 | Harry Coomber | Supertwin | Aprilia | 450 | 1:31.904 | 8 | 1.937 | 1:32.036 | 9 |
| 9 | 14 | Will Hodgson | Supertwin | Aprilia | 450 | 1:31.921 | 6 | 1.954 | 1:32.514 | 5 |
| 10 | 95 | Luke Thackeray | Supertwin | Aprilia | 450 | 1:32.131 | 9 | 2.164 | 1:32.503 | 8 |
| 11 | 33 | James Robinson | Minitwin | Suzuki | 650 M | 1:32.288 | 8 | 2.321 | 1:32.426 | 9 |
| 12 | 10 | Curtis Rothwell | Minitwin | Suzuki | 650 M | 1:32.365 | 4 | 2.398 | 1:32.500 | 7 |
| 13 | 3 | Michael Clifford | Supertwin | Aprilia | 450 | 1:33.093 | 5 | 3.126 | 1:33.891 | 4 |
| 14 | 75 | Ozzy Madey | F400 | Kawasaki | 400 | 1:33.315 | 8 | 3.348 | 1:33.790 | 9 |
| 15 | 11 | David Allingham | Supertwin | Aprilia | 550 | 1:34.254 | 9 | 4.287 | 1:34.795 | 7 |
| 16 | 99 | Jordan Hole | Supertwin | Aprilia | 450 | 1:34.296 | 8 | 4.329 | 1:34.511 | 4 |
| 17 | 22 | Alex Baker | Supertwin | Aprilia | 450 | 1:34.863 | 7 | 4.896 | 1:34.908 | 8 |
| 18 | 82 | Lewis Osler | Minitwin | Suzuki | 650 M | 1:34.947 | 9 | 4.980 | 1:35.460 | 8 |
| 19 | 212 | Russell Brown | Supertwin | Aprilia | 450 | 1:35.020 | 8 | 5.053 | 1:35.339 | 9 |
| 20 | 100 | Lewis Black | Minitwin | Suzuki | 650 M | 1:35.939 | 7 | 5.972 | 1:36.591 | 6 |
| 21 | 32 | Adam Palfreman | Minitwin | Suzuki | 650 M | 1:36.364 | 9 | 6.397 | 1:36.488 | 6 |
| 22 | 31 | Colin Wilson | Minitwin | Suzuki | 650 M | 1:40.189 | 6 | 10.222 | 1:40.251 | 7 |
| 23 | 23 | Adrian Pendrill | Supertwin | Aprilia | 450 | 1:47.939 | 2 | 17.972 | 1:48.503 | 3 |
| 24 | 96 | Ian Evans | F400 | Honda | 400 | 1:54.257 | 7 | 24.290 | 1:54.863 | 4 |
| 25 | 28 | Lee Wainwright | Minitwin | Suzuki | 650 | | 0 | | | 0 |

Timekeeper:

Race Director:

Weather / Track:

Results @ www.sportstimeservices.com


Printed: 28/07/2012 09:45:04





Thundersport GB Rounds 10 & 11

Doodson Motorsport Super/Minitwins & F400 Rockingham International 1.940 Miles
 Race 1 & 10 Saturday 28/07/2012
 Race (8 Laps)



| | | | | POLE POSITION | |
|-----|-----|----|----|---------------|---|
| 4 | 3 | 2 | 1 | | 1 |
| 20 | 7 | 15 | 88 | | 2 |
| 8 | 7 | 6 | 5 | | 3 |
| 61 | 94 | 44 | 54 | | 4 |
| 12 | 11 | 10 | 9 | | 5 |
| 10 | 33 | 95 | 14 | | 6 |
| 16 | 15 | 14 | 13 | | 7 |
| 99 | 11 | 75 | 3 | | |
| 20 | 19 | 18 | 17 | | |
| 100 | 212 | 82 | 22 | | |
| 24 | 23 | 22 | 21 | | |
| 96 | 23 | 31 | 32 | | |
| | | | 25 | | |
| | | | 28 | | |

Timekeeper:

Race Director:

Weather / Track:

Results @ www.sportstimeservices.com

Printed: 28/07/2012 09:57:58





Thundersport GB Rounds 10 & 11

Lapchart

Doodson Motorsport Super/Minitwins & F400

Rockingham International 1.940 Miles

Race 1

28/07/2012 12:00

Race (8 Laps) started at 12:00:40



| Competitors | Laps | | | | | | | | | |
|----------------------|------|-----|-----|-----|-----|-----|-----|-----|-----|-----|
| | 0 | 1 | 2 | 3 | 4 | 5 | 6 | 7 | 8 | |
| Callan Cooper (7) | 1 | 7 | 7 | 88 | 88 | 88 | 88 | 88 | 88 | 88 |
| Tom Oliver (20) | 2 | 20 | 88 | 7 | 7 | 7 | 7 | 7 | 7 | 7 |
| Ross Twyman (15) | 3 | 15 | 20 | 20 | 20 | 20 | 20 | 20 | 20 | 54 |
| Josh Daley (88) | 4 | 88 | 15 | 54 | 54 | 54 | 54 | 54 | 54 | 20 |
| Jamie Thackeray (94) | 5 | 94 | 94 | 15 | 15 | 15 | 14 | 14 | 14 | 14 |
| Alastair Fagan (44) | 6 | 44 | 61 | 94 | 94 | 14 | 15 | 15 | 15 | 15 |
| Sam Cox (54) | 7 | 54 | 54 | 14 | 14 | 94 | 94 | 61 | 61 | 61 |
| Harry Coomber (61) | 8 | 61 | 3 | 3 | 3 | 3 | 61 | 94 | 94 | 94 |
| Will Hodgson (14) | 9 | 14 | 44 | 44 | 44 | 61 | 3 | 3 | 3 | 3 |
| Luke Thackeray (95) | 10 | 95 | 14 | 61 | 61 | 44 | 44 | 44 | 44 | 44 |
| James Robinson (33) | 11 | 33 | 11 | 10 | 10 | 10 | 10 | 10 | 10 | 10 |
| Curtis Rothwell (10) | 12 | 10 | 10 | 95 | 95 | 95 | 95 | 95 | 33 | 33 |
| Michael Clifford (3) | 13 | 3 | 95 | 11 | 33 | 33 | 33 | 33 | 95 | 95 |
| David Allingham (11) | 14 | 11 | 99 | 99 | 99 | 99 | 99 | 75 | 75 | 75 |
| Jordan Hole (99) | 15 | 99 | 33 | 33 | 11 | 11 | 11 | 99 | 99 | 99 |
| Lewis Osler (82) | 16 | 82 | 82 | 22 | 75 | 75 | 75 | 11 | 11 | 11 |
| Lewis Black (100) | 17 | 100 | 22 | 75 | 22 | 22 | 22 | 22 | 22 | 22 |
| Ozzy Madey (75) | 18 | 75 | 75 | 82 | 82 | 82 | 82 | 82 | 82 | 82 |
| Alex Baker (22) | 19 | 22 | 212 | 212 | 212 | 212 | 212 | 212 | 212 | 212 |
| Russell Brown (212) | 20 | 212 | 32 | 32 | 32 | 32 | 32 | 32 | 100 | 100 |
| Colin Wilson (31) | 21 | 31 | 28 | 28 | 100 | 100 | 100 | 100 | 32 | 32 |
| Adrian Pendrill (23) | 22 | 23 | 100 | 100 | 28 | 28 | 28 | 28 | 28 | 28 |
| Adam Palfreman (32) | 23 | 32 | 31 | 31 | 31 | 31 | 31 | 31 | 31 | 31 |
| Lee Wainwright (28) | 24 | 28 | 23 | 23 | 23 | 23 | 23 | 23 | 23 | 23 |
| Ian Evans (96) | 25 | 96 | 96 | 96 | 96 | 96 | 96 | 96 | 96 | 96 |

Timekeeper:
 Race Director:
 Weather / Track: Cloudy - Dry
 Results @ www.sportstimeservices.com
 Printed: 28/07/2012 12:24:48





Thundersport GB Rounds 10 & 11

Doodson Motorsport Super/Minitwins & F400

Rockingham International 1.940 Miles

Race 1

28/07/2012 12:00

Race (8 Laps) started at 12:00:40

| Lap | Lap Tm | Diff | Time of Day |
|---------------------------|-----------------|--------|--------------|
| (88) Josh Daley | | | |
| 1 | 1:34.067 | +5.152 | 12:02:20.378 |
| 2 | 1:29.922 | +1.007 | 12:03:50.300 |
| 3 | 1:28.922 | +0.007 | 12:05:19.222 |
| 4 | 1:28.915 | | 12:06:48.137 |
| 5 | 1:29.827 | +0.912 | 12:08:17.964 |
| 6 | 1:29.294 | +0.379 | 12:09:47.258 |
| 7 | 1:29.299 | +0.384 | 12:11:16.557 |
| 8 | 1:31.215 | +2.300 | 12:12:47.772 |
| (7) Callan Cooper | | | |
| 1 | 1:34.141 | +4.121 | 12:02:20.246 |
| 2 | 1:30.916 | +0.896 | 12:03:51.162 |
| 3 | 1:30.361 | +0.341 | 12:05:21.523 |
| 4 | 1:30.660 | +0.640 | 12:06:52.183 |
| 5 | 1:30.539 | +0.519 | 12:08:22.722 |
| 6 | 1:30.907 | +0.887 | 12:09:53.629 |
| 7 | 1:30.020 | | 12:11:23.649 |
| 8 | 1:30.386 | +0.366 | 12:12:54.035 |
| (54) Sam Cox | | | |
| 1 | 1:36.334 | +6.447 | 12:02:23.208 |
| 2 | 1:31.459 | +1.572 | 12:03:54.667 |
| 3 | 1:30.406 | +0.519 | 12:05:25.073 |
| 4 | 1:30.370 | +0.483 | 12:06:55.443 |
| 5 | 1:30.469 | +0.582 | 12:08:25.912 |
| 6 | 1:30.906 | +1.019 | 12:09:56.818 |
| 7 | 1:29.887 | | 12:11:26.705 |
| 8 | 1:30.267 | +0.380 | 12:12:56.972 |
| (20) Tom Oliver | | | |
| 1 | 1:35.890 | +5.785 | 12:02:22.060 |
| 2 | 1:30.692 | +0.587 | 12:03:52.752 |
| 3 | 1:30.180 | +0.075 | 12:05:22.932 |
| 4 | 1:30.105 | | 12:06:53.037 |
| 5 | 1:30.956 | +0.851 | 12:08:23.993 |
| 6 | 1:30.844 | +0.739 | 12:09:54.837 |
| 7 | 1:30.793 | +0.688 | 12:11:25.630 |
| 8 | 1:31.601 | +1.496 | 12:12:57.231 |
| (14) Will Hodgson | | | |
| 1 | 1:36.855 | +5.642 | 12:02:23.899 |
| 2 | 1:31.563 | +0.350 | 12:03:55.462 |
| 3 | 1:31.691 | +0.478 | 12:05:27.153 |
| 4 | 1:31.213 | | 12:06:58.366 |
| 5 | 1:31.282 | +0.069 | 12:08:29.648 |
| 6 | 1:31.443 | +0.230 | 12:10:01.091 |
| 7 | 1:31.920 | +0.707 | 12:11:33.011 |
| 8 | 1:31.343 | +0.130 | 12:13:04.354 |
| (15) Ross Twyman | | | |
| 1 | 1:36.490 | +5.154 | 12:02:22.661 |
| 2 | 1:32.212 | +0.876 | 12:03:54.873 |
| 3 | 1:31.448 | +0.112 | 12:05:26.321 |
| 4 | 1:31.610 | +0.274 | 12:06:57.931 |
| 5 | 1:31.856 | +0.520 | 12:08:29.787 |
| 6 | 1:31.895 | +0.559 | 12:10:01.682 |
| 7 | 1:31.387 | +0.051 | 12:11:33.069 |
| 8 | 1:31.336 | | 12:13:04.405 |
| (61) Harry Coomber | | | |
| 1 | 1:36.281 | +5.428 | 12:02:23.161 |
| 2 | 1:33.188 | +2.335 | 12:03:56.349 |
| 3 | 1:31.786 | +0.933 | 12:05:28.135 |
| 4 | 1:31.303 | +0.450 | 12:06:59.438 |

| Lap | Lap Tm | Diff | Time of Day |
|-----------------------------|-----------------|--------|--------------|
| 5 | 1:30.853 | | 12:08:30.291 |
| 6 | 1:31.565 | +0.712 | 12:10:01.856 |
| 7 | 1:31.545 | +0.692 | 12:11:33.401 |
| 8 | 1:31.310 | +0.457 | 12:13:04.711 |
| (94) Jamie Thackeray | | | |
| 1 | 1:36.065 | +4.704 | 12:02:22.779 |
| 2 | 1:32.419 | +1.058 | 12:03:55.198 |
| 3 | 1:31.454 | +0.093 | 12:05:26.652 |
| 4 | 1:31.960 | +0.599 | 12:06:58.612 |
| 5 | 1:31.361 | | 12:08:29.973 |
| 6 | 1:32.099 | +0.738 | 12:10:02.072 |
| 7 | 1:31.483 | +0.122 | 12:11:33.555 |
| 8 | 1:31.628 | +0.267 | 12:13:05.183 |
| (3) Michael Clifford | | | |
| 1 | 1:36.061 | +4.675 | 12:02:23.523 |
| 2 | 1:32.189 | +0.803 | 12:03:55.712 |
| 3 | 1:31.843 | +0.457 | 12:05:27.555 |
| 4 | 1:31.603 | +0.217 | 12:06:59.158 |
| 5 | 1:31.533 | +0.147 | 12:08:30.691 |
| 6 | 1:31.645 | +0.259 | 12:10:02.336 |
| 7 | 1:31.386 | | 12:11:33.722 |
| 8 | 1:31.723 | +0.337 | 12:13:05.445 |
| (44) Alastair Fagan | | | |
| 1 | 1:37.025 | +5.623 | 12:02:23.879 |
| 2 | 1:32.410 | +1.008 | 12:03:56.289 |
| 3 | 1:31.647 | +0.245 | 12:05:27.936 |
| 4 | 1:31.797 | +0.395 | 12:06:59.733 |
| 5 | 1:31.402 | | 12:08:31.135 |
| 6 | 1:32.215 | +0.813 | 12:10:03.350 |
| 7 | 1:31.442 | +0.040 | 12:11:34.792 |
| 8 | 1:32.515 | +1.113 | 12:13:07.307 |
| (10) Curtis Rothwell | | | |
| 1 | 1:39.308 | +7.888 | 12:02:26.732 |
| 2 | 1:32.408 | +0.988 | 12:03:59.140 |
| 3 | 1:32.222 | +0.802 | 12:05:31.362 |
| 4 | 1:32.088 | +0.668 | 12:07:03.450 |
| 5 | 1:32.004 | +0.584 | 12:08:35.454 |
| 6 | 1:31.697 | +0.277 | 12:10:07.151 |
| 7 | 1:31.420 | | 12:11:38.571 |
| 8 | 1:32.116 | +0.696 | 12:13:10.687 |
| (33) James Robinson | | | |
| 1 | 1:39.811 | +9.233 | 12:02:27.212 |
| 2 | 1:34.189 | +3.611 | 12:04:01.401 |
| 3 | 1:32.248 | +1.670 | 12:05:33.649 |
| 4 | 1:32.065 | +1.487 | 12:07:05.714 |
| 5 | 1:31.585 | +1.007 | 12:08:37.299 |
| 6 | 1:31.279 | +0.701 | 12:10:08.578 |
| 7 | 1:30.578 | | 12:11:39.156 |
| 8 | 1:32.093 | +1.515 | 12:13:11.249 |
| (95) Luke Thackeray | | | |
| 1 | 1:39.717 | +7.751 | 12:02:26.999 |
| 2 | 1:32.438 | +0.472 | 12:03:59.437 |
| 3 | 1:32.239 | +0.273 | 12:05:31.676 |
| 4 | 1:31.966 | | 12:07:03.642 |
| 5 | 1:31.996 | +0.030 | 12:08:35.638 |
| 6 | 1:32.388 | +0.422 | 12:10:08.026 |
| 7 | 1:32.410 | +0.444 | 12:11:40.436 |
| 8 | 1:32.370 | +0.404 | 12:13:12.806 |
| (75) Ozzy Madey | | | |

| Lap | Lap Tm | Diff | Time of Day |
|-----------------------------|-----------------|--------|--------------|
| 1 | 1:40.536 | +8.594 | 12:02:28.552 |
| 2 | 1:34.596 | +2.654 | 12:04:03.148 |
| 3 | 1:34.182 | +2.240 | 12:05:37.330 |
| 4 | 1:32.278 | +0.336 | 12:07:09.608 |
| 5 | 1:32.349 | +0.407 | 12:08:41.957 |
| 6 | 1:32.584 | +0.642 | 12:10:14.541 |
| 7 | 1:31.942 | | 12:11:46.483 |
| 8 | 1:31.998 | +0.056 | 12:13:18.481 |
| (99) Jordan Hole | | | |
| 1 | 1:39.389 | +6.443 | 12:02:27.023 |
| 2 | 1:34.208 | +1.262 | 12:04:01.231 |
| 3 | 1:33.395 | +0.449 | 12:05:34.626 |
| 4 | 1:33.708 | +0.762 | 12:07:08.334 |
| 5 | 1:33.297 | +0.351 | 12:08:41.631 |
| 6 | 1:32.946 | | 12:10:14.577 |
| 7 | 1:33.307 | +0.361 | 12:11:47.884 |
| 8 | 1:33.856 | +0.910 | 12:13:21.740 |
| (11) David Allingham | | | |
| 1 | 1:38.713 | +5.859 | 12:02:26.312 |
| 2 | 1:34.798 | +1.944 | 12:04:01.110 |
| 3 | 1:34.530 | +1.676 | 12:05:35.640 |
| 4 | 1:33.423 | +0.569 | 12:07:09.063 |
| 5 | 1:32.854 | | 12:08:41.917 |
| 6 | 1:33.367 | +0.513 | 12:10:15.284 |
| 7 | 1:34.855 | +2.001 | 12:11:50.139 |
| 8 | 1:34.277 | +1.423 | 12:13:24.416 |
| (22) Alex Baker | | | |
| 1 | 1:40.476 | +6.279 | 12:02:28.502 |
| 2 | 1:34.197 | | 12:04:02.699 |
| 3 | 1:34.718 | +0.521 | 12:05:37.417 |
| 4 | 1:34.468 | +0.271 | 12:07:11.885 |
| 5 | 1:34.573 | +0.376 | 12:08:46.458 |
| 6 | 1:35.236 | +1.039 | 12:10:21.694 |
| 7 | 1:34.639 | +0.442 | 12:11:56.333 |
| 8 | 1:34.236 | +0.039 | 12:13:30.569 |
| (82) Lewis Osler | | | |
| 1 | 1:40.505 | +6.583 | 12:02:28.354 |
| 2 | 1:36.017 | +2.095 | 12:04:04.371 |
| 3 | 1:34.372 | +0.450 | 12:05:38.743 |
| 4 | 1:34.651 | +0.729 | 12:07:13.394 |
| 5 | 1:33.922 | | 12:08:47.316 |
| 6 | 1:34.716 | +0.794 | 12:10:22.032 |
| 7 | 1:34.650 | +0.728 | 12:11:56.682 |
| 8 | 1:34.047 | +0.125 | 12:13:30.729 |
| (212) Russell Brown | | | |
| 1 | 1:41.063 | +6.090 | 12:02:29.216 |
| 2 | 1:35.550 | +0.577 | 12:04:04.766 |
| 3 | 1:35.635 | +0.662 | 12:05:40.401 |
| 4 | 1:35.381 | +0.408 | 12:07:15.782 |
| 5 | 1:35.109 | +0.136 | 12:08:50.891 |
| 6 | 1:35.018 | +0.045 | 12:10:25.909 |
| 7 | 1:35.381 | +0.408 | 12:12:01.290 |
| 8 | 1:34.973 | | 12:13:36.263 |
| (100) Lewis Black | | | |
| 1 | 1:45.064 | +9.643 | 12:02:33.024 |
| 2 | 1:36.232 | +0.811 | 12:04:09.256 |
| 3 | 1:36.441 | +1.020 | 12:05:45.697 |
| 4 | 1:35.697 | +0.276 | 12:07:21.394 |
| 5 | 1:36.131 | +0.710 | 12:08:57.525 |
| 6 | 1:36.581 | +1.160 | 12:10:34.106 |

Timekeeper:

Race Director:

Weather / Track: Cloudy - Dry

Results @ www.sportstimingsservices.com

Printed: 28/07/2012 12:25:32





Thundersport GB Rounds 10 & 11

Sorted on Laps

Doodson Motorsport Super/Minitwins & F400

Rockingham International 1.940 Miles

Race 1

28/07/2012 12:00

Race (8 Laps) started at 12:00:40

| Pos | No. | Name | Class | Bike | CC | Laps | Total Tm | Diff | Best Tm | In Lap |
|-----|-----|------------------|-----------|----------|-------|------|-----------|----------|----------|--------|
| 1 | 88 | Josh Daley | F400 | Kawasaki | 400 | 8 | 12:07.291 | | 1:28.915 | 4 |
| 2 | 7 | Callan Cooper | Supertwin | Aprilia | 450 | 8 | 12:13.554 | 6.263 | 1:30.020 | 7 |
| 3 | 54 | Sam Cox | Supertwin | Aprilia | 450 | 8 | 12:16.491 | 9.200 | 1:29.887 | 7 |
| 4 | 20 | Tom Oliver | Supertwin | Aprilia | 450 | 8 | 12:16.750 | 9.459 | 1:30.105 | 4 |
| 5 | 14 | Will Hodgson | Supertwin | Aprilia | 450 | 8 | 12:23.873 | 16.582 | 1:31.213 | 4 |
| 6 | 15 | Ross Twyman | Supertwin | Aprilia | 450 | 8 | 12:23.924 | 16.633 | 1:31.336 | 8 |
| 7 | 61 | Harry Coomber | Supertwin | Aprilia | 450 | 8 | 12:24.230 | 16.939 | 1:30.853 | 5 |
| 8 | 94 | Jamie Thackeray | Supertwin | Aprilia | 450 | 8 | 12:24.702 | 17.411 | 1:31.361 | 5 |
| 9 | 3 | Michael Clifford | Supertwin | Aprilia | 450 | 8 | 12:24.964 | 17.673 | 1:31.386 | 7 |
| 10 | 44 | Alastair Fagan | Supertwin | Suzuki | 650 | 8 | 12:26.826 | 19.535 | 1:31.402 | 5 |
| 11 | 10 | Curtis Rothwell | Minitwin | Suzuki | 650 M | 8 | 12:30.206 | 22.915 | 1:31.420 | 7 |
| 12 | 33 | James Robinson | Minitwin | Suzuki | 650 M | 8 | 12:30.768 | 23.477 | 1:30.578 | 7 |
| 13 | 95 | Luke Thackeray | Supertwin | Aprilia | 450 | 8 | 12:32.325 | 25.034 | 1:31.966 | 4 |
| 14 | 75 | Ozzy Madey | F400 | Kawasaki | 400 | 8 | 12:38.000 | 30.709 | 1:31.942 | 7 |
| 15 | 99 | Jordan Hole | Supertwin | Aprilia | 450 | 8 | 12:41.259 | 33.968 | 1:32.946 | 6 |
| 16 | 11 | David Allingham | Supertwin | Aprilia | 550 | 8 | 12:43.935 | 36.644 | 1:32.854 | 5 |
| 17 | 22 | Alex Baker | Supertwin | Aprilia | 450 | 8 | 12:50.088 | 42.797 | 1:34.197 | 2 |
| 18 | 82 | Lewis Osler | Minitwin | Suzuki | 650 M | 8 | 12:50.248 | 42.957 | 1:33.922 | 5 |
| 19 | 212 | Russell Brown | Supertwin | Aprilia | 450 | 8 | 12:55.782 | 48.491 | 1:34.973 | 8 |
| 20 | 100 | Lewis Black | Minitwin | Suzuki | 650 M | 8 | 13:04.555 | 57.264 | 1:35.421 | 7 |
| 21 | 32 | Adam Palfreman | Minitwin | Suzuki | 650 M | 8 | 13:04.648 | 57.357 | 1:35.115 | 8 |
| 22 | 28 | Lee Wainwright | Minitwin | Suzuki | 650 | 8 | 13:15.548 | 1:08.257 | 1:36.870 | 2 |
| 23 | 31 | Colin Wilson | Minitwin | Suzuki | 650 M | 8 | 13:45.530 | 1:38.239 | 1:39.351 | 2 |
| 24 | 23 | Adrian Pendrill | Supertwin | Aprilia | 450 | 7 | 12:14.311 | 1 Lap | 1:40.734 | 2 |
| 25 | 96 | Ian Evans | F400 | Honda | 400 | 7 | 13:20.279 | 1 Lap | 1:51.760 | 2 |

MT, ST & F400

110% Time
 F400 - 13:20.020, Supertwin - 13:26.909, Mini Twin - 13:45.227

| Margin of Victory | Avg. Speed | Best Lap Tm | Best Speed | Best Lap by |
|-------------------|------------|-------------|------------|-----------------|
| 6.263 | 76.822 | 1:28.915 | 78.547 | 88 - Josh Daley |

Timekeeper:
 Race Director:
 Weather / Track: Cloudy - Dry
 Results @ www.sportstimingservices.com
 Printed: 28/07/2012 12:14:56





Thundersport GB Rounds 10 & 11

Sorted on Laps

Doodson Motorsport Super/Minitwins & F400

Rockingham International 1.940 Miles

Race 10

28/07/2012 15:29

Race (8 Laps) started at 15:29:34

| Pos | No. | Name | Class | Bike | CC | Laps | Total Tm | Diff | Best Tm | In Lap |
|----------------|-----|------------------|-----------|----------|-------|------|-----------|----------|----------|--------|
| 1 | 88 | Josh Daley | F400 | Kawasaki | 400 | 8 | 12:12.506 | | 1:29.613 | 3 |
| 2 | 20 | Tom Oliver | Supertwin | Aprilia | 450 | 8 | 12:17.042 | 4.536 | 1:30.272 | 7 |
| 3 | 14 | Will Hodgson | Supertwin | Aprilia | 450 | 8 | 12:19.864 | 7.358 | 1:30.869 | 3 |
| 4 | 10 | Curtis Rothwell | Minitwin | Suzuki | 650 M | 8 | 12:23.160 | 10.654 | 1:31.181 | 4 |
| 5 | 54 | Sam Cox | Supertwin | Aprilia | 450 | 8 | 12:25.421 | 12.915 | 1:30.211 | 4 |
| 6 | 33 | James Robinson | Minitwin | Suzuki | 650 M | 8 | 12:27.822 | 15.316 | 1:30.919 | 7 |
| 7 | 44 | Alastair Fagan | Supertwin | Suzuki | 650 | 8 | 12:33.898 | 21.392 | 1:32.165 | 8 |
| 8 | 3 | Michael Clifford | Supertwin | Aprilia | 450 | 8 | 12:34.761 | 22.255 | 1:32.029 | 7 |
| 9 | 95 | Luke Thackeray | Supertwin | Aprilia | 450 | 8 | 12:40.062 | 27.556 | 1:31.862 | 7 |
| 10 | 11 | David Allingham | Supertwin | Aprilia | 550 | 8 | 12:41.507 | 29.001 | 1:33.206 | 5 |
| 11 | 22 | Alex Baker | Supertwin | Aprilia | 450 | 8 | 12:42.081 | 29.575 | 1:33.021 | 7 |
| 12 | 75 | Ozzy Madey | F400 | Kawasaki | 400 | 8 | 12:44.157 | 31.651 | 1:32.575 | 2 |
| 13 | 99 | Jordan Hole | Supertwin | Aprilia | 450 | 8 | 12:44.493 | 31.987 | 1:33.879 | 3 |
| 14 | 82 | Lewis Osler | Minitwin | Suzuki | 650 M | 8 | 12:46.972 | 34.466 | 1:33.855 | 6 |
| 15 | 32 | Adam Palfreman | Minitwin | Suzuki | 650 M | 8 | 12:55.386 | 42.880 | 1:34.949 | 5 |
| 16 | 100 | Lewis Black | Minitwin | Suzuki | 650 M | 8 | 12:55.804 | 43.298 | 1:35.129 | 5 |
| 17 | 212 | Russell Brown | Supertwin | Aprilia | 450 | 8 | 12:59.248 | 46.742 | 1:35.243 | 6 |
| 18 | 28 | Lee Wainwright | Minitwin | Suzuki | 650 | 8 | 13:18.574 | 1:06.068 | 1:37.949 | 2 |
| 19 | 31 | Colin Wilson | Minitwin | Suzuki | 650 M | 8 | 13:49.383 | 1:36.877 | 1:41.367 | 2 |
| 20 | 23 | Adrian Pendrill | Supertwin | Aprilia | 450 | 7 | 12:23.310 | 1 Lap | 1:42.760 | 7 |
| 21 | 96 | Ian Evans | F400 | Honda | 400 | 7 | 13:17.265 | 1 Lap | 1:50.800 | 2 |
| Not classified | | | | | | | | | | |
| DNF | 15 | Ross Twyman | Supertwin | Aprilia | 450 | 4 | 6:15.699 | DNF | 1:31.248 | 4 |
| DNF | 61 | Harry Coomber | Supertwin | Aprilia | 450 | 4 | 6:16.181 | DNF | 1:31.461 | 4 |
| DNF | 94 | Jamie Thackeray | Supertwin | Aprilia | 450 | 4 | 6:16.256 | DNF | 1:31.356 | 4 |
| DNF | 7 | Callan Cooper | Supertwin | Aprilia | 450 | | 4.014 | DNF | | 0 |

F400, S/Twin & M/Twin

Announcements

** Rider No 33 - 5 Seconds Time Penalty added for exceeding Track Limits **

110% Time - F400=14:55.370, Super Twin = 15:01.018, Mini Twin = 15:08.023

| Margin of Victory | Avg. Speed | Best Lap Tm | Best Speed | Best Lap by |
|-------------------|------------|-------------|------------|-----------------|
| 4.536 | 76.275 | 1:29.613 | 77.935 | 88 - Josh Daley |

Timekeeper:

Race Director:

Weather / Track: Cloudy - Dry

Results @ www.sportstimingsservices.com





Thundersport GB Rounds 10 & 11

Lapchart

Doodson Motorsport Super/Minitwins & F400

Rockingham International 1.940 Miles

Race 10

28/07/2012 15:29

Race (8 Laps) started at 15:29:34



| Competitors | Laps | | | | | | | | | |
|----------------------|------|-----|-----|-----|-----|-----|-----|-----|-----|-----|
| | 0 | 1 | 2 | 3 | 4 | 5 | 6 | 7 | 8 | |
| Callan Cooper (7) | 1 | 7 | 88 | 88 | 88 | 88 | 88 | 88 | 88 | 88 |
| Ross Twyman (15) | 2 | 15 | 20 | 20 | 14 | 14 | 54 | 20 | 20 | 20 |
| Josh Daley (88) | 3 | 88 | 15 | 14 | 20 | 20 | 14 | 14 | 14 | 14 |
| Tom Oliver (20) | 4 | 20 | 14 | 15 | 54 | 54 | 20 | 10 | 33 | 33 |
| Harry Coomber (61) | 5 | 61 | 61 | 54 | 15 | 15 | 10 | 33 | 10 | 10 |
| Sam Cox (54) | 6 | 54 | 54 | 61 | 61 | 61 | 33 | 54 | 54 | 54 |
| Jamie Thackeray (94) | 7 | 94 | 94 | 94 | 94 | 94 | 75 | 75 | 44 | 44 |
| Alastair Fagan (44) | 8 | 44 | 10 | 10 | 10 | 10 | 44 | 44 | 3 | 3 |
| Will Hodgson (14) | 9 | 14 | 33 | 33 | 33 | 33 | 3 | 3 | 75 | 95 |
| Curtis Rothwell (10) | 10 | 10 | 11 | 3 | 44 | 75 | 11 | 11 | 11 | 11 |
| Luke Thackeray (95) | 11 | 95 | 3 | 44 | 3 | 3 | 22 | 95 | 95 | 22 |
| David Allingham (11) | 12 | 11 | 44 | 75 | 75 | 44 | 99 | 22 | 22 | 75 |
| James Robinson (33) | 13 | 33 | 75 | 11 | 11 | 11 | 95 | 99 | 99 | 99 |
| Michael Clifford (3) | 14 | 3 | 99 | 99 | 99 | 22 | 82 | 82 | 82 | 82 |
| Jordan Hole (99) | 15 | 99 | 82 | 22 | 22 | 99 | 100 | 100 | 32 | 32 |
| Lewis Osler (82) | 16 | 82 | 22 | 82 | 82 | 82 | 32 | 32 | 100 | 100 |
| Lewis Black (100) | 17 | 100 | 95 | 95 | 95 | 95 | 212 | 212 | 212 | 212 |
| Ozzy Madey (75) | 18 | 75 | 100 | 100 | 100 | 100 | 28 | 28 | 28 | 28 |
| Alex Baker (22) | 19 | 22 | 212 | 32 | 32 | 32 | 31 | 31 | 31 | 31 |
| Russell Brown (212) | 20 | 212 | 32 | 212 | 212 | 212 | 23 | 23 | 23 | 23 |
| Adrian Pendrill (23) | 21 | 23 | 28 | 28 | 28 | 28 | 96 | 96 | 96 | 96 |
| Adam Palfreman (32) | 22 | 32 | 31 | 31 | 31 | 31 | | | | |
| Colin Wilson (31) | 23 | 31 | 23 | 23 | 23 | 23 | | | | |
| Lee Wainwright (28) | 24 | 28 | 96 | 96 | 96 | 96 | | | | |
| Ian Evans (96) | 25 | 96 | | | | | | | | |

Timekeeper:
 Race Director:
 Weather / Track: Cloudy - Dry
 Results @ www.sportstimeservices.com
 Printed: 28/07/2012 16:01:27





Thundersport GB Rounds 10 & 11

Doodson Motorsport Super/Minitwins & F400

Rockingham International 1.940 Miles

Race 10

28/07/2012 15:29

Race (8 Laps) started at 15:29:34

| Lap | Lap Tm | Diff | Time of Day |
|------------------------|-----------------|--------|--------------|
| (88) Josh Daley | | | |
| 1 | 1:34.616 | +5.003 | 15:33:12.933 |
| 2 | 1:30.022 | +0.409 | 15:34:42.955 |
| 3 | 1:29.613 | | 15:36:12.568 |
| 4 | 1:29.726 | +0.113 | 15:37:42.294 |
| 5 | 1:30.175 | +0.562 | 15:39:12.469 |
| 6 | 1:30.616 | +1.003 | 15:40:43.085 |
| 7 | 1:30.688 | +1.075 | 15:42:13.773 |
| 8 | 1:32.771 | +3.158 | 15:43:46.544 |

| | | | |
|------------------------|-----------------|--------|--------------|
| (20) Tom Oliver | | | |
| 1 | 1:35.629 | +5.357 | 15:33:13.967 |
| 2 | 1:31.390 | +1.118 | 15:34:45.357 |
| 3 | 1:31.681 | +1.409 | 15:36:17.038 |
| 4 | 1:31.121 | +0.849 | 15:37:48.159 |
| 5 | 1:31.386 | +1.114 | 15:39:19.545 |
| 6 | 1:30.898 | +0.626 | 15:40:50.443 |
| 7 | 1:30.272 | | 15:42:20.715 |
| 8 | 1:30.365 | +0.093 | 15:43:51.080 |

| | | | |
|--------------------------|-----------------|--------|--------------|
| (14) Will Hodgson | | | |
| 1 | 1:35.455 | +4.586 | 15:33:14.553 |
| 2 | 1:31.408 | +0.539 | 15:34:45.961 |
| 3 | 1:30.869 | | 15:36:16.830 |
| 4 | 1:31.164 | +0.295 | 15:37:47.994 |
| 5 | 1:31.455 | +0.586 | 15:39:19.449 |
| 6 | 1:32.180 | +1.311 | 15:40:51.629 |
| 7 | 1:31.121 | +0.252 | 15:42:22.750 |
| 8 | 1:31.152 | +0.283 | 15:43:53.902 |

| | | | |
|-----------------------------|-----------------|--------|--------------|
| (10) Curtis Rothwell | | | |
| 1 | 1:36.324 | +5.143 | 15:33:15.528 |
| 2 | 1:31.890 | +0.709 | 15:34:47.418 |
| 3 | 1:32.091 | +0.910 | 15:36:19.509 |
| 4 | 1:31.181 | | 15:37:50.690 |
| 5 | 1:31.354 | +0.173 | 15:39:22.044 |
| 6 | 1:31.765 | +0.584 | 15:40:53.809 |
| 7 | 1:32.050 | +0.869 | 15:42:25.859 |
| 8 | 1:31.339 | +0.158 | 15:43:57.198 |

| | | | |
|---------------------|-----------------|--------|--------------|
| (54) Sam Cox | | | |
| 1 | 1:36.235 | +6.024 | 15:33:15.081 |
| 2 | 1:31.379 | +1.168 | 15:34:46.460 |
| 3 | 1:31.765 | +1.554 | 15:36:18.225 |
| 4 | 1:30.211 | | 15:37:48.436 |
| 5 | 1:30.992 | +0.781 | 15:39:19.428 |
| 6 | 1:37.685 | +7.474 | 15:40:57.113 |
| 7 | 1:30.616 | +0.405 | 15:42:27.729 |
| 8 | 1:31.730 | +1.519 | 15:43:59.459 |

| | | | |
|----------------------------|-----------------|--------|--------------|
| (33) James Robinson | | | |
| 1 | 1:37.373 | +6.454 | 15:33:16.831 |
| 2 | 1:31.402 | +0.483 | 15:34:48.233 |
| 3 | 1:31.423 | +0.504 | 15:36:19.656 |
| 4 | 1:31.328 | +0.409 | 15:37:50.984 |
| 5 | 1:32.560 | +1.641 | 15:39:23.544 |
| 6 | 1:30.930 | +0.011 | 15:40:54.474 |
| 7 | 1:30.919 | | 15:42:25.393 |
| 8 | 1:31.467 | +0.548 | 15:43:56.860 |

| | | | |
|----------------------------|----------|--------|--------------|
| (44) Alastair Fagan | | | |
| 1 | 1:38.693 | +6.528 | 15:33:17.645 |
| 2 | 1:33.050 | +0.885 | 15:34:50.695 |
| 3 | 1:33.286 | +1.121 | 15:36:23.981 |
| 4 | 1:34.914 | +2.749 | 15:37:58.895 |

| | | | |
|---|-----------------|--------|--------------|
| 5 | 1:32.300 | +0.135 | 15:39:31.195 |
| 6 | 1:32.394 | +0.229 | 15:41:03.589 |
| 7 | 1:32.182 | +0.017 | 15:42:35.771 |
| 8 | 1:32.165 | | 15:44:07.936 |

| | | | |
|-----------------------------|-----------------|--------|--------------|
| (3) Michael Clifford | | | |
| 1 | 1:37.497 | +5.468 | 15:33:17.005 |
| 2 | 1:33.430 | +1.401 | 15:34:50.435 |
| 3 | 1:33.730 | +1.701 | 15:36:24.165 |
| 4 | 1:33.997 | +1.968 | 15:37:58.162 |
| 5 | 1:33.622 | +1.593 | 15:39:31.784 |
| 6 | 1:32.325 | +0.296 | 15:41:04.109 |
| 7 | 1:32.029 | | 15:42:36.138 |
| 8 | 1:32.661 | +0.632 | 15:44:08.799 |

| | | | |
|----------------------------|-----------------|--------|--------------|
| (95) Luke Thackeray | | | |
| 1 | 1:41.229 | +9.367 | 15:33:20.487 |
| 2 | 1:34.466 | +2.604 | 15:34:54.953 |
| 3 | 1:34.159 | +2.297 | 15:36:29.112 |
| 4 | 1:33.577 | +1.715 | 15:38:02.689 |
| 5 | 1:33.858 | +1.996 | 15:39:36.547 |
| 6 | 1:33.379 | +1.517 | 15:41:09.926 |
| 7 | 1:31.862 | | 15:42:41.788 |
| 8 | 1:32.312 | +0.450 | 15:44:14.100 |

| | | | |
|-----------------------------|-----------------|--------|--------------|
| (11) David Allingham | | | |
| 1 | 1:37.411 | +4.205 | 15:33:16.854 |
| 2 | 1:35.115 | +1.909 | 15:34:51.969 |
| 3 | 1:33.987 | +0.781 | 15:36:25.956 |
| 4 | 1:33.298 | +0.092 | 15:37:59.254 |
| 5 | 1:33.206 | | 15:39:32.460 |
| 6 | 1:33.346 | +0.140 | 15:41:05.806 |
| 7 | 1:34.885 | +1.679 | 15:42:40.691 |
| 8 | 1:34.854 | +1.648 | 15:44:15.545 |

| | | | |
|------------------------|-----------------|--------|--------------|
| (22) Alex Baker | | | |
| 1 | 1:39.361 | +6.340 | 15:33:19.455 |
| 2 | 1:34.152 | +1.131 | 15:34:53.607 |
| 3 | 1:33.176 | +0.155 | 15:36:26.783 |
| 4 | 1:34.023 | +1.002 | 15:38:00.806 |
| 5 | 1:34.749 | +1.728 | 15:39:35.555 |
| 6 | 1:34.372 | +1.351 | 15:41:09.927 |
| 7 | 1:33.021 | | 15:42:42.948 |
| 8 | 1:33.171 | +0.150 | 15:44:16.119 |

| | | | |
|------------------------|-----------------|--------|--------------|
| (75) Ozzy Madey | | | |
| 1 | 1:38.261 | +5.686 | 15:33:18.329 |
| 2 | 1:32.575 | | 15:34:50.904 |
| 3 | 1:33.457 | +0.882 | 15:36:24.361 |
| 4 | 1:33.620 | +1.045 | 15:37:57.981 |
| 5 | 1:32.736 | +0.161 | 15:39:30.717 |
| 6 | 1:32.808 | +0.233 | 15:41:03.525 |
| 7 | 1:34.880 | +2.305 | 15:42:38.405 |
| 8 | 1:39.790 | +7.215 | 15:44:18.195 |

| | | | |
|-------------------------|-----------------|--------|--------------|
| (99) Jordan Hole | | | |
| 1 | 1:38.809 | +4.930 | 15:33:18.383 |
| 2 | 1:34.355 | +0.476 | 15:34:52.738 |
| 3 | 1:33.879 | | 15:36:26.617 |
| 4 | 1:34.439 | +0.560 | 15:38:01.056 |
| 5 | 1:35.315 | +1.436 | 15:39:36.371 |
| 6 | 1:34.072 | +0.193 | 15:41:10.443 |
| 7 | 1:34.011 | +0.132 | 15:42:44.454 |
| 8 | 1:34.077 | +0.198 | 15:44:18.531 |

| | | | |
|-------------------------|--|--|--|
| (82) Lewis Osler | | | |
|-------------------------|--|--|--|

| | | | |
|---|-----------------|--------|--------------|
| 1 | 1:39.470 | +5.615 | 15:33:19.166 |
| 2 | 1:34.859 | +1.004 | 15:34:54.025 |
| 3 | 1:34.289 | +0.434 | 15:36:28.314 |
| 4 | 1:34.298 | +0.443 | 15:38:02.612 |
| 5 | 1:34.507 | +0.652 | 15:39:37.119 |
| 6 | 1:33.855 | | 15:41:10.974 |
| 7 | 1:34.253 | +0.398 | 15:42:45.227 |
| 8 | 1:35.783 | +1.928 | 15:44:21.010 |

| | | | |
|----------------------------|-----------------|--------|--------------|
| (32) Adam Palfreman | | | |
| 1 | 1:40.707 | +5.758 | 15:33:21.293 |
| 2 | 1:36.098 | +1.149 | 15:34:57.391 |
| 3 | 1:35.934 | +0.985 | 15:36:33.325 |
| 4 | 1:35.342 | +0.393 | 15:38:08.667 |
| 5 | 1:34.949 | | 15:39:43.616 |
| 6 | 1:35.213 | +0.264 | 15:41:18.829 |
| 7 | 1:35.134 | +0.185 | 15:42:53.963 |
| 8 | 1:35.461 | +0.512 | 15:44:29.424 |

| | | | |
|--------------------------|-----------------|--------|--------------|
| (100) Lewis Black | | | |
| 1 | 1:40.862 | +5.733 | 15:33:20.901 |
| 2 | 1:36.149 | +1.020 | 15:34:57.050 |
| 3 | 1:35.166 | +0.037 | 15:36:32.216 |
| 4 | 1:35.199 | +0.070 | 15:38:07.415 |
| 5 | 1:35.129 | | 15:39:42.544 |
| 6 | 1:35.334 | +0.205 | 15:41:17.878 |
| 7 | 1:36.543 | +1.414 | 15:42:54.421 |
| 8 | 1:35.421 | +0.292 | 15:44:29.842 |

| | | | |
|----------------------------|-----------------|--------|--------------|
| (212) Russell Brown | | | |
| 1 | 1:40.932 | +5.689 | 15:33:21.054 |
| 2 | 1:37.286 | +2.043 | 15:34:58.340 |
| 3 | 1:35.442 | +0.199 | 15:36:33.782 |
| 4 | 1:35.397 | +0.154 | 15:38:09.179 |
| 5 | 1:36.070 | +0.827 | 15:39:45.249 |
| 6 | 1:35.243 | | 15:41:20.492 |
| 7 | 1:37.102 | +1.859 | 15:42:57.594 |
| 8 | 1:35.692 | +0.449 | 15:44:33.286 |

| | | | |
|----------------------------|-----------------|--------|--------------|
| (28) Lee Wainwright | | | |
| 1 | 1:41.277 | +3.328 | 15:33:22.240 |
| 2 | 1:37.949 | | 15:35:00.189 |
| 3 | 1:39.485 | +1.536 | 15:36:39.674 |
| 4 | 1:39.446 | +1.497 | 15:38:19.120 |
| 5 | 1:38.977 | +1.028 | 15:39:58.097 |
| 6 | 1:38.299 | +0.350 | 15:41:36.396 |
| 7 | 1:37.990 | +0.041 | 15:43:14.386 |
| 8 | 1:38.226 | +0.277 | 15:44:52.612 |

| | | | |
|--------------------------|-----------------|--------|--------------|
| (31) Colin Wilson | | | |
| 1 | 1:44.731 | +3.364 | 15:33:25.651 |
| 2 | 1:41.367 | | 15:35:07.018 |
| 3 | 1:43.102 | +1.735 | 15:36:50.120 |
| 4 | 1:42.516 | +1.149 | 15:38:32.636 |
| 5 | 1:43.026 | +1.659 | 15:40:15.662 |
| 6 | 1:42.075 | +0.708 | 15:41:57.737 |
| 7 | 1:42.351 | +0.984 | 15:43:40.088 |
| 8 | 1:43.333 | +1.966 | 15:45:23.421 |

| | | | |
|-----------------------------|----------|--------|--------------|
| (23) Adrian Pendrill | | | |
| 1 | 1:47.180 | +4.420 | 15:33:27.724 |
| 2 | 1:44.471 | +1.711 | 15:35:12.195 |
| 3 | 1:45.527 | +2.767 | 15:36:57.722 |
| 4 | 1:45.353 | +2.593 | 15:38:43.075 |
| 5 | 1:44.935 | +2.175 | 15:40:28.010 |
| 6 | 1:46.578 | +3.818 | 15:42:14.588 |

Timekeeper:

Race Director:

Weather / Track: Cloudy - Dry

Results @ www.sportstimingsservices.com

Printed: 28/07/2012 16:02:31






Thundersport GB Rounds 10 & 11

Doodson Motorsport Super/Minitwins & F400

Rockingham International 1.940 Miles

Mega Laps Merge



| Pos | No. | Name | Class | Overall BestTm | R1. Best Tm | R2. Best Tm | R3. Best Tm | Diff |
|-----|-----|------------------|-----------|----------------|-------------|-------------|-------------|--------|
| 1 | 88 | Josh Daley | F400 | 1:28.915 | 1:29.967 | 1:28.915 | 1:29.613 | |
| 2 | 54 | Sam Cox | Supertwin | 1:29.887 | 1:30.959 | 1:29.887 | 1:30.211 | 0.972 |
| 3 | 7 | Callan Cooper | Supertwin | 1:30.020 | 1:30.824 | 1:30.020 | | 1.105 |
| 4 | 20 | Tom Oliver | Supertwin | 1:30.105 | 1:30.841 | 1:30.105 | 1:30.272 | 1.190 |
| 5 | 33 | James Robinson | Minitwin | 1:30.578 | 1:32.288 | 1:30.578 | 1:30.919 | 1.663 |
| 6 | 15 | Ross Twyman | Supertwin | 1:30.806 | 1:30.806 | 1:31.336 | | 1.891 |
| 7 | 61 | Harry Coomber | Supertwin | 1:30.853 | 1:31.904 | 1:30.853 | | 1.938 |
| 8 | 14 | Will Hodgson | Supertwin | 1:30.869 | 1:31.921 | 1:31.213 | 1:30.869 | 1.954 |
| 9 | 10 | Curtis Rothwell | Minitwin | 1:31.181 | 1:32.365 | 1:31.420 | 1:31.181 | 2.266 |
| 10 | 44 | Alastair Fagan | Supertwin | 1:31.187 | 1:31.187 | 1:31.402 | 1:32.165 | 2.272 |
| 11 | 94 | Jamie Thackeray | Supertwin | 1:31.361 | 1:31.711 | 1:31.361 | | 2.446 |
| 12 | 3 | Michael Clifford | Supertwin | 1:31.386 | 1:33.093 | 1:31.386 | 1:32.029 | 2.471 |
| 13 | 95 | Luke Thackeray | Supertwin | 1:31.862 | 1:32.131 | 1:31.966 | 1:31.862 | 2.947 |
| 14 | 75 | Ozzy Madey | F400 | 1:31.942 | 1:33.315 | 1:31.942 | 1:32.575 | 3.027 |
| 15 | 11 | David Allingham | Supertwin | 1:32.854 | 1:34.254 | 1:32.854 | 1:33.206 | 3.939 |
| 16 | 99 | Jordan Hole | Supertwin | 1:32.946 | 1:34.296 | 1:32.946 | 1:33.879 | 4.031 |
| 17 | 22 | Alex Baker | Supertwin | 1:33.021 | 1:34.863 | 1:34.197 | 1:33.021 | 4.106 |
| 18 | 82 | Lewis Osler | Minitwin | 1:33.855 | 1:34.947 | 1:33.922 | 1:33.855 | 4.940 |
| 19 | 32 | Adam Palfreman | Minitwin | 1:34.949 | 1:36.364 | 1:35.115 | 1:34.949 | 6.034 |
| 20 | 212 | Russell Brown | Supertwin | 1:34.973 | 1:35.020 | 1:34.973 | 1:35.243 | 6.058 |
| 21 | 100 | Lewis Black | Minitwin | 1:35.129 | 1:35.939 | 1:35.421 | 1:35.129 | 6.214 |
| 22 | 28 | Lee Wainwright | Minitwin | 1:36.870 | | 1:36.870 | 1:37.949 | 7.955 |
| 23 | 31 | Colin Wilson | Minitwin | 1:39.351 | 1:40.189 | 1:39.351 | 1:41.367 | 10.436 |
| 24 | 23 | Adrian Pendrill | Supertwin | 1:40.734 | 1:47.939 | 1:40.734 | 1:42.760 | 11.819 |
| 25 | 96 | Ian Evans | F400 | 1:50.800 | 1:54.257 | 1:51.760 | 1:50.800 | 21.885 |

Timekeeper:

Race Director:

Weather / Track: Bright - Dry

Results @ www.sportstimingsservices.com

Printed: 28/07/2012 16:20:42





Thundersport GB Rounds 10 & 11



Doodson Motorsport Super/Minitwins & F400

Rockingham International 1.940 Miles

Race 1 & 11 Sunday

29/07/2012

Race (8 Laps)



POLE POSITION

| | 1 | 2 | 3 | 4 |
|---|-----|----|----|-----|
| 1 | 88 | 54 | 7 | 20 |
| 2 | 33 | 15 | 61 | 14 |
| 3 | 10 | 44 | 94 | 3 |
| 4 | 95 | 75 | 11 | 99 |
| 5 | 22 | 82 | 32 | 212 |
| 6 | 100 | 28 | 31 | 23 |
| 7 | 96 | | | |

Timekeeper:

Race Director:

Weather / Track:

Results @ www.sportstimeservices.com

Printed: 28/07/2012 16:21:46





Thundersport GB Rounds 10 & 11


Doodson Motorsport Super/Minitwins & F400

Rockingham International 1.940 Miles

Race 1 & 11 Sunday

29/07/2012

Race (8 Laps)



POLE POSITION

| | 1 | 2 | 3 | 4 |
|---|--------------------------------|-------------------------------|-----------------------------|--------------------------------|
| 1 | 88 Josh Daley 1:28.915 | 54 Sam Cox 1:29.887 | 7 Callan Cooper 1:30.020 | 20 Tom Oliver 1:30.105 |
| 2 | 33 J. Robinson 1:30.578 | 6 | 7 | 8 |
| 3 | 9 | 15 Ross Twyman 1:30.806 | 61 H. Coomber 1:30.853 | 14 Will Hodgson 1:30.869 |
| 4 | 10 Curtis Rothwell 1:31.181 | 10 | 11 | 12 |
| 5 | 13 | 44 Alastair Fagan 1:31.187 | 94 J. Thackeray 1:31.361 | 3 Michael Clifford 1:31.386 |
| 6 | 95 L. Thackeray 1:31.862 | 14 | 15 | 16 |
| 7 | 17 | 75 Ozzy Madey 1:31.942 | 11 D. Allingham 1:32.854 | 99 Jordan Hole 1:32.946 |
| | 22 Alex Baker 1:33.021 | 18 | 19 | 20 |
| | 21 | 82 Lewis Osler 1:33.855 | 32 A. Palfreman 1:34.949 | 212 R. Brown 1:34.973 |
| | 100 Lewis Black 1:35.129 | 22 | 23 | 24 |
| | 96 Ian Evans 1:50.800 | 28 L. Wainwright 1:36.870 | 31 Colin Wilson 1:39.351 | 23 Adrian Pendrill 1:40.734 |

Timekeeper:

Race Director:

Weather / Track:

Results @ www.sportstimeservices.com

Printed: 28/07/2012 16:23:20





Thundersport GB Rounds 10 & 11

Sorted on Best Lap time

Warmup
 Rockingham International 1.940 Miles
 29/07/2012 09:00
 Practice started at 8:59:42

| Pos | No. | Name | Class | Bike | CC | Best Tm | In Lap | Diff | 2nd Best | 2nd Lap |
|-----|-----|------|-------|------|----|---------|--------|------|----------|---------|
|-----|-----|------|-------|------|----|---------|--------|------|----------|---------|

F400

| | | | | | | | | | | |
|---|----|-----------------|------|----------|-----|----------|---|----------|----------|---|
| 1 | 75 | Ozzy Madey | F400 | Kawasaki | 400 | 1:33.637 | 6 | | 1:35.215 | 5 |
| 2 | 96 | Ian Evans | F400 | Honda | 400 | 1:56.014 | 2 | 22.377 | 1:56.832 | 4 |
| 3 | 88 | Josh Daley | F400 | Kawasaki | 400 | 4:16.441 | 1 | 2:42.804 | | 0 |
| 4 | 50 | Steven Jones | F400 | Honda | 400 | | 0 | | | 0 |
| 5 | 97 | Alexander Price | F400 | Kawasaki | 400 | | 0 | | | 0 |

Minitwin

| | | | | | | | | | | |
|---|-----|-----------------|----------|--------|-------|----------|---|-------|----------|---|
| 1 | 10 | Curtis Rothwell | Minitwin | Suzuki | 650 M | 1:32.447 | 5 | | 1:32.864 | 3 |
| 2 | 33 | James Robinson | Minitwin | Suzuki | 650 M | 1:33.195 | 4 | 0.748 | 1:33.770 | 3 |
| 3 | 100 | Lewis Black | Minitwin | Suzuki | 650 M | 1:36.297 | 6 | 3.850 | 1:36.631 | 4 |
| 4 | 82 | Lewis Osler | Minitwin | Suzuki | 650 M | 1:36.383 | 2 | 3.936 | 1:36.919 | 3 |
| 5 | 32 | Adam Palfreman | Minitwin | Suzuki | 650 M | 1:37.926 | 3 | 5.479 | 1:39.654 | 2 |
| 6 | 28 | Lee Wainwright | Minitwin | Suzuki | 650 | 1:38.043 | 5 | 5.596 | 1:40.188 | 6 |
| 7 | 31 | Colin Wilson | Minitwin | Suzuki | 650 M | 1:40.009 | 5 | 7.562 | 1:40.106 | 6 |
| 8 | 72 | Dave Palfreman | Minitwin | Suzuki | 650 M | | 0 | | | 0 |

RRV450GP

| | | | | | | | | | | |
|----|-----|------------------|----------|---------|-----|----------|---|--------|----------|---|
| 1 | 7 | Callan Cooper | RRV450GP | Aprilia | 450 | 1:30.410 | 6 | | 1:31.454 | 5 |
| 2 | 95 | Luke Thackeray | RRV450GP | Aprilia | 450 | 1:31.832 | 6 | 1.422 | 1:32.259 | 5 |
| 3 | 75 | Bradley Jones | RRV450GP | Aprilia | 450 | 1:32.035 | 6 | 1.625 | 1:33.803 | 5 |
| 4 | 61 | Harry Coomber | RRV450GP | Aprilia | 450 | 1:32.428 | 6 | 2.018 | 1:32.864 | 4 |
| 5 | 34 | Louis Dawson | RRV450GP | Aprilia | 450 | 1:32.779 | 6 | 2.369 | 1:33.755 | 5 |
| 6 | 9 | Ben Luxton | RRV450GP | Aprilia | 450 | 1:32.900 | 6 | 2.490 | 1:33.243 | 4 |
| 7 | 20 | Tom Oliver | RRV450GP | Aprilia | 450 | 1:32.941 | 3 | 2.531 | 1:34.055 | 2 |
| 8 | 15 | Ross Twyman | RRV450GP | Aprilia | 450 | 1:33.038 | 2 | 2.628 | 1:34.362 | 3 |
| 9 | 11 | David Allingham | RRV450GP | Aprilia | 450 | 1:33.700 | 6 | 3.290 | 1:33.725 | 5 |
| 10 | 3 | Michael Clifford | RRV450GP | Aprilia | 450 | 1:33.907 | 3 | 3.497 | 1:33.923 | 5 |
| 11 | 99 | Jordan Hole | RRV450GP | Aprilia | 450 | 1:33.963 | 6 | 3.553 | 1:34.305 | 5 |
| 12 | 14 | Will Hodgson | RRV450GP | Aprilia | 450 | 1:34.233 | 3 | 3.823 | 1:34.506 | 4 |
| 13 | 22 | Alex Baker | RRV450GP | Aprilia | 450 | 1:34.798 | 4 | 4.388 | 1:35.566 | 3 |
| 14 | 212 | Russell Brown | RRV450GP | Aprilia | 450 | 1:35.945 | 6 | 5.535 | 1:35.949 | 5 |
| 15 | 54 | Sam Cox | RRV450GP | Aprilia | 450 | 1:39.079 | 2 | 8.669 | 1:42.598 | 1 |
| 16 | 23 | Adrian Pendrill | RRV450GP | Aprilia | 450 | 1:46.542 | 4 | 16.132 | 1:46.969 | 5 |
| 17 | 37 | Clinton Carver | RRV450GP | Aprilia | 450 | 1:47.200 | 3 | 16.790 | 1:47.406 | 2 |
| 18 | 94 | Jamie Thackeray | RRV450GP | Aprilia | 450 | | 0 | | | 0 |

Supertwin

| | | | | | | | | | | |
|---|----|----------------|-----------|--------|-----|----------|---|--|----------|---|
| 1 | 44 | Alastair Fagan | Supertwin | Suzuki | 650 | 1:31.024 | 5 | | 1:32.610 | 4 |
|---|----|----------------|-----------|--------|-----|----------|---|--|----------|---|

Timekeeper:

Race Director:

Weather / Track: Bright - Dry

Results @ www.sportstimingsservices.com

Printed: 29/07/2012 09:11:27





Thundersport GB Rounds 10 & 11

Sorted on Laps

Doodson Motorsport Super/Minitwins & F400

Rockingham International 1.940 Miles

Race 1

29/07/2012 10:27

Race (6 Laps) started at 10:27:51

| Pos | No. | Name | Class | Bike | CC | Laps | Total Tm | Diff | Best Tm | In Lap |
|-----|-----|------------------|-----------|----------|-------|------|-----------|----------|----------|-------------|
| 1 | 7 | Callan Cooper | Supertwin | Aprilia | 450 | 6 | 9:07.558 | | 1:29.663 | 5 |
| 2 | 15 | Ross Twyman | Supertwin | Aprilia | 450 | 6 | 9:09.756 | 2.198 | 1:30.169 | 6 |
| 3 | 20 | Tom Oliver | Supertwin | Aprilia | 450 | 6 | 9:10.622 | 3.064 | 1:30.421 | 6 |
| 4 | 54 | Sam Cox | Supertwin | Aprilia | 450 | 6 | 9:12.841 | 5.283 | 1:30.224 | 5 |
| 5 | 14 | Will Hodgson | Supertwin | Aprilia | 450 | 6 | 9:13.152 | 5.594 | 1:30.632 | 3 |
| 6 | 61 | Harry Coomber | Supertwin | Aprilia | 450 | 6 | 9:13.397 | 5.839 | 1:30.675 | 3 |
| 7 | 75 | Ozzy Madey | F400 | Kawasaki | 400 | 6 | 9:20.749 | 13.191 | 1:31.271 | 2 |
| 8 | 10 | Curtis Rothwell | Minitwin | Suzuki | 650 M | 6 | 9:21.731 | 14.173 | 1:31.948 | 4 |
| 9 | 33 | James Robinson | Minitwin | Suzuki | 650 M | 6 | 9:21.829 | 14.271 | 1:31.663 | 6 |
| 10 | 44 | Alastair Fagan | Supertwin | Suzuki | 650 | 6 | 9:22.407 | 14.849 | 1:31.602 | 3 |
| 11 | 11 | David Allingham | Supertwin | Aprilia | 550 | 6 | 9:22.534 | 14.976 | 1:31.777 | 4 |
| 12 | 3 | Michael Clifford | Supertwin | Aprilia | 450 | 6 | 9:23.979 | 16.421 | 1:31.764 | 4 |
| 13 | 99 | Jordan Hole | Supertwin | Aprilia | 450 | 6 | 9:27.005 | 19.447 | 1:32.258 | 6 |
| 14 | 22 | Alex Baker | Supertwin | Aprilia | 450 | 6 | 9:27.121 | 19.563 | 1:32.411 | 4 |
| 15 | 82 | Lewis Osler | Minitwin | Suzuki | 650 M | 6 | 9:28.122 | 20.564 | 1:32.708 | 5 |
| 16 | 100 | Lewis Black | Minitwin | Suzuki | 650 M | 6 | 9:34.262 | 26.704 | 1:33.620 | 3 |
| 17 | 32 | Adam Palfreman | Minitwin | Suzuki | 650 M | 6 | 9:39.499 | 31.941 | 1:34.673 | 3 |
| 18 | 212 | Russell Brown | Supertwin | Aprilia | 450 | 6 | 9:43.080 | 35.522 | 1:35.068 | 5 |
| 19 | 28 | Lee Wainwright | Minitwin | Suzuki | 650 | 6 | 9:46.724 | 39.166 | 1:35.599 | 2 F4 |
| 20 | 31 | Colin Wilson | Minitwin | Suzuki | 650 M | 6 | 10:08.624 | 1:01.066 | 1:39.555 | 6 ST |
| 21 | 23 | Adrian Pendrill | Supertwin | Aprilia | 450 | 6 | 10:13.959 | 1:06.401 | 1:39.893 | 4 MT |
| 22 | 96 | Ian Evans | F400 | Honda | 400 | 5 | 9:19.735 | 1 Lap | 1:49.576 | 2 |

110% Time - F400 =10:16.824, Super Twin = 10:02.314, Mini Twin = 10:17.904

| Margin of Victory | Avg. Speed | Best Lap Tm | Best Speed | Best Lap by |
|-------------------|------------|-------------|------------|-------------------|
| 2.198 | 76.529 | 1:29.663 | 77.892 | 7 - Callan Cooper |

Timekeeper:

Race Director:

Weather / Track: Bright - Dry

Results @ www.sportstimingservices.com

Printed: 29/07/2012 10:39:54





Thundersport GB Rounds 10 & 11

Lapchart

Doodson Motorsport Super/Minitwins & F400

Rockingham International 1.940 Miles

Race 1

29/07/2012 10:27

Race (6 Laps) started at 10:27:51



| Competitors | Laps | | | | | | | |
|----------------------|------|-----|-----|-----|-----|-----|-----|-----|
| | 0 | 1 | 2 | 3 | 4 | 5 | 6 | |
| Tom Oliver (20) | 1 | 20 | 20 | 20 | 7 | 7 | 7 | 7 |
| Callan Cooper (7) | 2 | 7 | 7 | 7 | 20 | 20 | 15 | 15 |
| Sam Cox (54) | 3 | 54 | 14 | 15 | 15 | 15 | 20 | 20 |
| Will Hodgson (14) | 4 | 14 | 15 | 14 | 14 | 14 | 14 | 54 |
| James Robinson (33) | 5 | 33 | 61 | 61 | 61 | 61 | 61 | 14 |
| Harry Coomber (61) | 6 | 61 | 54 | 54 | 54 | 54 | 54 | 61 |
| Ross Twyman (15) | 7 | 15 | 33 | 75 | 75 | 75 | 75 | 75 |
| Curtis Rothwell (10) | 8 | 10 | 10 | 33 | 33 | 33 | 10 | 10 |
| Alastair Fagan (44) | 9 | 44 | 75 | 10 | 44 | 44 | 44 | 33 |
| Michael Clifford (3) | 10 | 3 | 44 | 44 | 10 | 10 | 33 | 44 |
| Jordan Hole (99) | 11 | 99 | 3 | 11 | 11 | 11 | 11 | 11 |
| David Allingham (11) | 12 | 11 | 11 | 3 | 3 | 3 | 3 | 3 |
| Lewis Osler (82) | 13 | 82 | 99 | 99 | 99 | 22 | 22 | 99 |
| Ozzy Madey (75) | 14 | 75 | 82 | 22 | 22 | 99 | 99 | 22 |
| Alex Baker (22) | 15 | 22 | 22 | 82 | 82 | 82 | 82 | 82 |
| Adam Palfreman (32) | 16 | 32 | 100 | 100 | 100 | 100 | 100 | 100 |
| Lewis Black (100) | 17 | 100 | 32 | 32 | 32 | 32 | 32 | 32 |
| Russell Brown (212) | 18 | 212 | 28 | 28 | 28 | 28 | 212 | 212 |
| Lee Wainwright (28) | 19 | 28 | 212 | 212 | 212 | 212 | 28 | 28 |
| Adrian Pendrill (23) | 20 | 23 | 23 | 31 | 31 | 31 | 31 | 31 |
| Ian Evans (96) | 21 | 96 | 31 | 23 | 23 | 23 | 23 | 23 |
| Colin Wilson (31) | 22 | 31 | 96 | 96 | 96 | 96 | 96 | 96 |





Thundersport GB Rounds 10 & 11

Doodson Motorsport Super/Minitwins & F400

Rockingham International 1.940 Miles

Race 1

29/07/2012 10:27

Race (6 Laps) started at 10:27:51



| Lap | Lap Tm | Diff | Time of Day |
|--------------------------|-----------------|--------|--------------|
| (7) Callan Cooper | | | |
| 1 | 1:33.862 | +4.199 | 10:29:27.597 |
| 2 | 1:30.744 | +1.081 | 10:30:58.341 |
| 3 | 1:30.919 | +1.256 | 10:32:29.260 |
| 4 | 1:29.865 | +0.202 | 10:33:59.125 |
| 5 | 1:29.663 | | 10:35:28.788 |
| 6 | 1:30.205 | +0.542 | 10:36:58.993 |

| Lap | Lap Tm | Diff | Time of Day |
|-------------------------|-----------------|--------|--------------|
| (15) Ross Twyman | | | |
| 1 | 1:34.177 | +4.008 | 10:29:28.528 |
| 2 | 1:30.612 | +0.443 | 10:30:59.140 |
| 3 | 1:30.347 | +0.178 | 10:32:29.487 |
| 4 | 1:30.964 | +0.795 | 10:34:00.451 |
| 5 | 1:30.571 | +0.402 | 10:35:31.022 |
| 6 | 1:30.169 | | 10:37:01.191 |

| Lap | Lap Tm | Diff | Time of Day |
|------------------------|-----------------|--------|--------------|
| (20) Tom Oliver | | | |
| 1 | 1:33.827 | +3.406 | 10:29:27.451 |
| 2 | 1:30.803 | +0.382 | 10:30:58.254 |
| 3 | 1:31.027 | +0.606 | 10:32:29.281 |
| 4 | 1:31.001 | +0.580 | 10:34:00.282 |
| 5 | 1:31.354 | +0.933 | 10:35:31.636 |
| 6 | 1:30.421 | | 10:37:02.057 |

| Lap | Lap Tm | Diff | Time of Day |
|---------------------|-----------------|--------|--------------|
| (54) Sam Cox | | | |
| 1 | 1:36.556 | +6.332 | 10:29:30.474 |
| 2 | 1:31.198 | +0.974 | 10:31:01.672 |
| 3 | 1:30.574 | +0.350 | 10:32:32.246 |
| 4 | 1:30.506 | +0.282 | 10:34:02.752 |
| 5 | 1:30.224 | | 10:35:32.976 |
| 6 | 1:31.300 | +1.076 | 10:37:04.276 |

| Lap | Lap Tm | Diff | Time of Day |
|--------------------------|-----------------|--------|--------------|
| (14) Will Hodgson | | | |
| 1 | 1:34.174 | +3.542 | 10:29:28.443 |
| 2 | 1:31.330 | +0.698 | 10:30:59.773 |
| 3 | 1:30.632 | | 10:32:30.405 |
| 4 | 1:30.873 | +0.241 | 10:34:01.278 |
| 5 | 1:31.183 | +0.551 | 10:35:32.461 |
| 6 | 1:32.126 | +1.494 | 10:37:04.587 |

| Lap | Lap Tm | Diff | Time of Day |
|---------------------------|-----------------|--------|--------------|
| (61) Harry Coomber | | | |
| 1 | 1:34.495 | +3.820 | 10:29:28.803 |
| 2 | 1:31.064 | +0.389 | 10:30:59.867 |
| 3 | 1:30.675 | | 10:32:30.542 |
| 4 | 1:30.846 | +0.171 | 10:34:01.388 |
| 5 | 1:31.170 | +0.495 | 10:35:32.558 |
| 6 | 1:32.274 | +1.599 | 10:37:04.832 |

| Lap | Lap Tm | Diff | Time of Day |
|------------------------|-----------------|--------|--------------|
| (75) Ozzy Madey | | | |
| 1 | 1:36.345 | +5.074 | 10:29:31.702 |
| 2 | 1:31.271 | | 10:31:02.973 |
| 3 | 1:31.574 | +0.303 | 10:32:34.547 |
| 4 | 1:33.119 | +1.848 | 10:34:07.666 |
| 5 | 1:32.607 | +1.336 | 10:35:40.273 |
| 6 | 1:31.911 | +0.640 | 10:37:12.184 |

| Lap | Lap Tm | Diff | Time of Day |
|-----------------------------|-----------------|--------|--------------|
| (10) Curtis Rothwell | | | |
| 1 | 1:36.904 | +4.956 | 10:29:31.602 |
| 2 | 1:32.399 | +0.451 | 10:31:04.001 |
| 3 | 1:32.582 | +0.634 | 10:32:36.583 |
| 4 | 1:31.948 | | 10:34:08.531 |
| 5 | 1:32.603 | +0.655 | 10:35:41.134 |
| 6 | 1:32.032 | +0.084 | 10:37:13.166 |

| Lap | Lap Tm | Diff | Time of Day |
|----------------------------|--------|------|-------------|
| (33) James Robinson | | | |

| Lap | Lap Tm | Diff | Time of Day |
|-----|-----------------|--------|--------------|
| 1 | 1:36.678 | +5.015 | 10:29:30.951 |
| 2 | 1:32.477 | +0.814 | 10:31:03.428 |
| 3 | 1:32.105 | +0.442 | 10:32:35.533 |
| 4 | 1:32.656 | +0.993 | 10:34:08.189 |
| 5 | 1:33.412 | +1.749 | 10:35:41.601 |
| 6 | 1:31.663 | | 10:37:13.264 |

| Lap | Lap Tm | Diff | Time of Day |
|----------------------------|-----------------|--------|--------------|
| (44) Alastair Fagan | | | |
| 1 | 1:37.341 | +5.739 | 10:29:32.108 |
| 2 | 1:32.093 | +0.491 | 10:31:04.201 |
| 3 | 1:31.602 | | 10:32:35.803 |
| 4 | 1:32.473 | +0.871 | 10:34:08.276 |
| 5 | 1:33.135 | +1.533 | 10:35:41.411 |
| 6 | 1:32.431 | +0.829 | 10:37:13.842 |

| Lap | Lap Tm | Diff | Time of Day |
|-----------------------------|-----------------|--------|--------------|
| (11) David Allingham | | | |
| 1 | 1:37.844 | +6.067 | 10:29:32.956 |
| 2 | 1:32.631 | +0.854 | 10:31:05.587 |
| 3 | 1:32.143 | +0.366 | 10:32:37.730 |
| 4 | 1:31.777 | | 10:34:09.507 |
| 5 | 1:32.538 | +0.761 | 10:35:42.045 |
| 6 | 1:31.924 | +0.147 | 10:37:13.969 |

| Lap | Lap Tm | Diff | Time of Day |
|-----------------------------|-----------------|--------|--------------|
| (3) Michael Clifford | | | |
| 1 | 1:37.490 | +5.726 | 10:29:32.461 |
| 2 | 1:33.456 | +1.692 | 10:31:05.917 |
| 3 | 1:32.166 | +0.402 | 10:32:38.083 |
| 4 | 1:31.764 | | 10:34:09.847 |
| 5 | 1:32.420 | +0.656 | 10:35:42.267 |
| 6 | 1:33.147 | +1.383 | 10:37:15.414 |

| Lap | Lap Tm | Diff | Time of Day |
|-------------------------|-----------------|--------|--------------|
| (99) Jordan Hole | | | |
| 1 | 1:38.446 | +6.188 | 10:29:33.523 |
| 2 | 1:33.509 | +1.251 | 10:31:07.032 |
| 3 | 1:33.293 | +1.035 | 10:32:40.325 |
| 4 | 1:33.357 | +1.099 | 10:34:13.682 |
| 5 | 1:32.500 | +0.242 | 10:35:46.182 |
| 6 | 1:32.258 | | 10:37:18.440 |

| Lap | Lap Tm | Diff | Time of Day |
|------------------------|-----------------|--------|--------------|
| (22) Alex Baker | | | |
| 1 | 1:38.264 | +5.853 | 10:29:33.871 |
| 2 | 1:33.192 | +0.781 | 10:31:07.063 |
| 3 | 1:33.398 | +0.987 | 10:32:40.461 |
| 4 | 1:32.411 | | 10:34:12.872 |
| 5 | 1:32.676 | +0.265 | 10:35:45.548 |
| 6 | 1:33.008 | +0.597 | 10:37:18.556 |

| Lap | Lap Tm | Diff | Time of Day |
|-------------------------|-----------------|--------|--------------|
| (82) Lewis Osler | | | |
| 1 | 1:38.329 | +5.621 | 10:29:33.633 |
| 2 | 1:34.045 | +1.337 | 10:31:07.678 |
| 3 | 1:33.365 | +0.657 | 10:32:41.043 |
| 4 | 1:32.763 | +0.055 | 10:34:13.806 |
| 5 | 1:32.708 | | 10:35:46.514 |
| 6 | 1:33.043 | +0.335 | 10:37:19.557 |

| Lap | Lap Tm | Diff | Time of Day |
|--------------------------|-----------------|--------|--------------|
| (100) Lewis Black | | | |
| 1 | 1:38.799 | +5.179 | 10:29:34.491 |
| 2 | 1:33.670 | +0.050 | 10:31:08.161 |
| 3 | 1:33.620 | | 10:32:41.781 |
| 4 | 1:34.372 | +0.752 | 10:34:16.153 |
| 5 | 1:34.789 | +1.169 | 10:35:50.942 |
| 6 | 1:34.755 | +1.135 | 10:37:25.697 |

| Lap | Lap Tm | Diff | Time of Day |
|----------------------------|----------|--------|--------------|
| (32) Adam Palfreman | | | |
| 1 | 1:39.103 | +4.430 | 10:29:34.791 |
| 2 | 1:34.910 | +0.237 | 10:31:09.701 |

| Lap | Lap Tm | Diff | Time of Day |
|-----|-----------------|--------|--------------|
| 3 | 1:34.673 | | 10:32:44.374 |
| 4 | 1:34.907 | +0.234 | 10:34:19.281 |
| 5 | 1:35.260 | +0.587 | 10:35:54.541 |
| 6 | 1:36.393 | +1.720 | 10:37:30.934 |

| Lap | Lap Tm | Diff | Time of Day |
|----------------------------|-----------------|--------|--------------|
| (212) Russell Brown | | | |
| 1 | 1:40.169 | +5.101 | 10:29:36.084 |
| 2 | 1:35.241 | +0.173 | 10:31:11.325 |
| 3 | 1:36.482 | +1.414 | 10:32:47.807 |
| 4 | 1:36.552 | +1.484 | 10:34:24.359 |
| 5 | 1:35.068 | | 10:35:59.427 |
| 6 | 1:35.088 | +0.020 | 10:37:34.515 |

| Lap | Lap Tm | Diff | Time of Day |
|----------------------------|-----------------|--------|--------------|
| (28) Lee Wainwright | | | |
| 1 | 1:39.568 | +3.969 | 10:29:35.577 |
| 2 | 1:35.599 | | 10:31:11.176 |
| 3 | 1:36.490 | +0.891 | 10:32:47.666 |
| 4 | 1:36.590 | +0.991 | 10:34:24.256 |
| 5 | 1:36.539 | +0.940 | 10:36:00.795 |
| 6 | 1:37.364 | +1.765 | 10:37:38.159 |

| Lap | Lap Tm | Diff | Time of Day |
|--------------------------|-----------------|--------|--------------|
| (31) Colin Wilson | | | |
| 1 | 1:43.696 | +4.141 | 10:29:40.403 |
| 2 | 1:39.591 | +0.036 | 10:31:19.994 |
| 3 | 1:39.782 | +0.227 | 10:32:59.776 |
| 4 | 1:40.351 | +0.796 | 10:34:40.127 |
| 5 | 1:40.377 | +0.822 | 10:36:20.504 |
| 6 | 1:39.555 | | 10:38:00.059 |

| Lap | Lap Tm | Diff | Time of Day |
|-----------------------------|-----------------|--------|--------------|
| (23) Adrian Pendrill | | | |
| 1 | 1:43.597 | +3.704 | 10:29:39.953 |
| 2 | 1:40.845 | +0.952 | 10:31:20.798 |
| 3 | 1:40.641 | +0.748 | 10:33:01.439 |
| 4 | 1:39.893 | | 10:34:41.332 |
| 5 | 1:42.365 | +2.472 | 10:36:23.697 |
| 6 | 1:41.697 | +1.804 | 10:38:05.394 |

| Lap | Lap Tm | Diff | Time of Day |
|-----------------------|-----------------|--------|--------------|
| (96) Ian Evans | | | |
| 1 | 1:51.578 | +2.002 | 10:29:48.173 |
| 2 | 1:49.576 | | 10:31:37.749 |
| 3 | 1:52.057 | +2.481 | 10:33:29.806 |
| 4 | 1:50.738 | +1.162 | 10:35:20.544 |
| 5 | 1:50.626 | +1.050 | 10:37:11.170 |

Timekeeper:

Race Director:

Weather / Track: Sunny - Dry

Results @ www.sportstimingsservices.com

Printed: 29/07/2012 10:49:11





Thundersport GB Rounds 10 & 11

Sorted on Laps

Doodson Motorsport Super/Minitwins & F400

Rockingham International 1.940 Miles

Race 11 29/07/2012 14:40

Race (8 Laps) started at 14:40:08

| Pos | No. | Name | Class | Bike | CC | Laps | Total Tm | Diff | Best Tm | In Lap |
|----------------|-----|------------------|-----------|----------|-------|------|-----------|----------|----------|--------|
| 1 | 7 | Callan Cooper | Supertwin | Aprilia | 450 | 8 | 12:11.763 | | 1:29.730 | 7 |
| 2 | 54 | Sam Cox | Supertwin | Aprilia | 450 | 8 | 12:16.549 | 4.786 | 1:30.105 | 4 |
| 3 | 61 | Harry Coomber | Supertwin | Aprilia | 450 | 8 | 12:16.643 | 4.880 | 1:29.986 | 7 |
| 4 | 15 | Ross Twyman | Supertwin | Aprilia | 450 | 8 | 12:17.183 | 5.420 | 1:30.218 | 7 |
| 5 | 20 | Tom Oliver | Supertwin | Aprilia | 450 | 8 | 12:18.836 | 7.073 | 1:30.749 | 6 |
| 6 | 14 | Will Hodgson | Supertwin | Aprilia | 450 | 8 | 12:21.615 | 9.852 | 1:30.771 | 5 |
| 7 | 44 | Alastair Fagan | Supertwin | Suzuki | 650 | 8 | 12:27.362 | 15.599 | 1:31.304 | 7 |
| 8 | 11 | David Allingham | Supertwin | Aprilia | 550 | 8 | 12:30.113 | 18.350 | 1:31.867 | 8 |
| 9 | 10 | Curtis Rothwell | Minitwin | Suzuki | 650 M | 8 | 12:30.857 | 19.094 | 1:31.541 | 3 |
| 10 | 75 | Ozzy Madey | F400 | Kawasaki | 400 | 8 | 12:33.173 | 21.410 | 1:31.952 | 5 |
| 11 | 82 | Lewis Osler | Minitwin | Suzuki | 650 M | 8 | 12:33.377 | 21.614 | 1:31.854 | 6 |
| 12 | 33 | James Robinson | Minitwin | Suzuki | 650 M | 8 | 12:33.747 | 21.984 | 1:31.011 | 8 |
| 13 | 22 | Alex Baker | Supertwin | Aprilia | 450 | 8 | 12:35.836 | 24.073 | 1:32.095 | 8 |
| 14 | 99 | Jordan Hole | Supertwin | Aprilia | 450 | 8 | 12:37.062 | 25.299 | 1:32.234 | 8 |
| 15 | 212 | Russell Brown | Supertwin | Aprilia | 450 | 8 | 12:47.922 | 36.159 | 1:33.885 | 8 |
| 16 | 100 | Lewis Black | Minitwin | Suzuki | 650 M | 8 | 12:53.147 | 41.384 | 1:34.161 | 8 |
| 17 | 28 | Lee Wainwright | Minitwin | Suzuki | 650 | 8 | 12:57.553 | 45.790 | 1:34.665 | 7 |
| 18 | 32 | Adam Palfreman | Minitwin | Suzuki | 650 M | 8 | 12:58.243 | 46.480 | 1:34.700 | 8 |
| 19 | 31 | Colin Wilson | Minitwin | Suzuki | 650 M | 8 | 13:30.879 | 1:19.116 | 1:38.932 | 3 |
| 20 | 23 | Adrian Pendrill | Supertwin | Aprilia | 450 | 8 | 13:52.307 | 1:40.544 | 1:41.598 | 2 |
| 21 | 96 | Ian Evans | F400 | Honda | 400 | 7 | 13:10.117 | 1 Lap | 1:50.471 | 2 |
| Not classified | | | | | | | | | | |
| DNF | 3 | Michael Clifford | Supertwin | Aprilia | 450 | 6 | 9:29.740 | DNF | 1:31.603 | 4 |

110% Time - F400 = 13:48.490, Super Twin = 13:24.939, Mini Twin = 13:45.943

| Margin of Victory | Avg. Speed | Best Lap Tm | Best Speed | Best Lap by |
|-------------------|------------|-------------|------------|-------------------|
| 4.786 | 76.352 | 1:29.730 | 77.834 | 7 - Callan Cooper |

Timekeeper:

Race Director:

Weather / Track: Cloudy - Dry

Results @ www.sportstimingservices.com

Printed: 29/07/2012 14:56:53





Thundersport GB Rounds 10 & 11

Lapchart

Doodson Motorsport Super/Minitwins & F400

Rockingham International 1.940 Miles

Race 11

29/07/2012 14:40

Race (8 Laps) started at 14:40:08



| Competitors | Laps | | | | | | | | |
|----------------------|------|-----|-----|-----|-----|-----|-----|-----|-----|
| | 0 | 1 | 2 | 3 | 4 | 5 | 6 | 7 | 8 |
| Callan Cooper (7) | 1 | 7 | 7 | 7 | 7 | 7 | 7 | 7 | 7 |
| Sam Cox (54) | 2 | 54 | 20 | 20 | 61 | 61 | 54 | 54 | 54 |
| Tom Oliver (20) | 3 | 20 | 54 | 61 | 54 | 54 | 61 | 15 | 61 |
| Will Hodgson (14) | 4 | 14 | 61 | 54 | 20 | 20 | 15 | 61 | 61 |
| Ross Twyman (15) | 5 | 15 | 15 | 15 | 15 | 15 | 20 | 20 | 20 |
| Harry Coomber (61) | 6 | 61 | 14 | 14 | 14 | 14 | 14 | 14 | 14 |
| James Robinson (33) | 7 | 33 | 3 | 3 | 3 | 3 | 3 | 44 | 44 |
| Curtis Rothwell (10) | 8 | 10 | 11 | 11 | 11 | 44 | 44 | 11 | 11 |
| Alastair Fagan (44) | 9 | 44 | 99 | 44 | 44 | 11 | 11 | 10 | 10 |
| Michael Clifford (3) | 10 | 3 | 44 | 99 | 10 | 10 | 10 | 75 | 75 |
| Jordan Hole (99) | 11 | 99 | 10 | 10 | 99 | 75 | 75 | 82 | 82 |
| David Allingham (11) | 12 | 11 | 33 | 82 | 82 | 82 | 82 | 3 | 33 |
| Lewis Osler (82) | 13 | 82 | 82 | 75 | 33 | 99 | 22 | 33 | 22 |
| Ozzy Madey (75) | 14 | 75 | 75 | 33 | 75 | 22 | 33 | 22 | 99 |
| Alex Baker (22) | 15 | 22 | 22 | 22 | 22 | 33 | 99 | 99 | 212 |
| Russell Brown (212) | 16 | 212 | 100 | 100 | 212 | 212 | 212 | 212 | 100 |
| Adam Palfreman (32) | 17 | 32 | 212 | 212 | 100 | 100 | 100 | 100 | 28 |
| Lewis Black (100) | 18 | 100 | 28 | 28 | 28 | 28 | 28 | 28 | 32 |
| Lee Wainwright (28) | 19 | 28 | 32 | 32 | 32 | 32 | 32 | 32 | 31 |
| Colin Wilson (31) | 20 | 31 | 31 | 31 | 31 | 31 | 31 | 31 | 23 |
| Adrian Pendrill (23) | 21 | 23 | 23 | 23 | 23 | 23 | 23 | 23 | 96 |
| Ian Evans (96) | 22 | 96 | 96 | 96 | 96 | 96 | 96 | 96 | 96 |

Timekeeper:
 Race Director:
 Weather / Track: Cloudy - Dry
 Results @ www.sportstimeservices.com
 Printed: 29/07/2012 15:04:26





Thundersport GB Rounds 10 & 11

Doodson Motorsport Super/Minitwins & F400

Rockingham International 1.940 Miles

Race 11

29/07/2012 14:40

Race (8 Laps) started at 14:40:08

| Lap | Lap Tm | Diff | Time of Day |
|----------------------------|-----------------|--------|--------------|
| (7) Callan Cooper | | | |
| 1 | 1:33.678 | +3.948 | 14:41:48.691 |
| 2 | 1:30.433 | +0.703 | 14:43:19.124 |
| 3 | 1:30.303 | +0.573 | 14:44:49.427 |
| 4 | 1:29.904 | +0.174 | 14:46:19.331 |
| 5 | 1:29.967 | +0.237 | 14:47:49.298 |
| 6 | 1:30.594 | +0.864 | 14:49:19.892 |
| 7 | 1:29.730 | | 14:50:49.622 |
| 8 | 1:30.414 | +0.684 | 14:52:20.036 |
| (54) Sam Cox | | | |
| 1 | 1:35.219 | +5.114 | 14:41:50.240 |
| 2 | 1:31.243 | +1.138 | 14:43:21.483 |
| 3 | 1:30.938 | +0.833 | 14:44:52.421 |
| 4 | 1:30.105 | | 14:46:22.526 |
| 5 | 1:30.998 | +0.893 | 14:47:53.524 |
| 6 | 1:30.455 | +0.350 | 14:49:23.979 |
| 7 | 1:30.360 | +0.255 | 14:50:54.339 |
| 8 | 1:30.483 | +0.378 | 14:52:24.822 |
| (61) Harry Coomber | | | |
| 1 | 1:34.596 | +4.610 | 14:41:50.289 |
| 2 | 1:30.829 | +0.843 | 14:43:21.118 |
| 3 | 1:30.354 | +0.368 | 14:44:51.472 |
| 4 | 1:30.605 | +0.619 | 14:46:22.077 |
| 5 | 1:31.516 | +1.530 | 14:47:53.593 |
| 6 | 1:30.978 | +0.992 | 14:49:24.571 |
| 7 | 1:29.986 | | 14:50:54.557 |
| 8 | 1:30.359 | +0.373 | 14:52:24.916 |
| (15) Ross Twyman | | | |
| 1 | 1:34.989 | +4.771 | 14:41:50.654 |
| 2 | 1:31.170 | +0.952 | 14:43:21.824 |
| 3 | 1:30.870 | +0.652 | 14:44:52.694 |
| 4 | 1:30.802 | +0.584 | 14:46:23.496 |
| 5 | 1:30.404 | +0.186 | 14:47:53.900 |
| 6 | 1:30.373 | +0.155 | 14:49:24.273 |
| 7 | 1:30.218 | | 14:50:54.491 |
| 8 | 1:30.965 | +0.747 | 14:52:25.456 |
| (20) Tom Oliver | | | |
| 1 | 1:34.564 | +3.815 | 14:41:49.605 |
| 2 | 1:31.393 | +0.644 | 14:43:20.998 |
| 3 | 1:31.491 | +0.742 | 14:44:52.489 |
| 4 | 1:30.869 | +0.120 | 14:46:23.358 |
| 5 | 1:31.133 | +0.384 | 14:47:54.491 |
| 6 | 1:30.749 | | 14:49:25.240 |
| 7 | 1:30.776 | +0.027 | 14:50:56.016 |
| 8 | 1:31.093 | +0.344 | 14:52:27.109 |
| (14) Will Hodgson | | | |
| 1 | 1:35.714 | +4.943 | 14:41:51.241 |
| 2 | 1:31.208 | +0.437 | 14:43:22.449 |
| 3 | 1:31.064 | +0.293 | 14:44:53.513 |
| 4 | 1:31.217 | +0.446 | 14:46:24.730 |
| 5 | 1:30.771 | | 14:47:55.501 |
| 6 | 1:31.786 | +1.015 | 14:49:27.287 |
| 7 | 1:31.317 | +0.546 | 14:50:58.604 |
| 8 | 1:31.284 | +0.513 | 14:52:29.888 |
| (44) Alastair Fagan | | | |
| 1 | 1:36.604 | +5.300 | 14:41:52.789 |
| 2 | 1:31.983 | +0.679 | 14:43:24.772 |
| 3 | 1:32.168 | +0.864 | 14:44:56.940 |
| 4 | 1:31.939 | +0.635 | 14:46:28.879 |

| Lap | Lap Tm | Diff | Time of Day |
|-----------------------------|-----------------|--------|--------------|
| 5 | 1:31.641 | +0.337 | 14:48:00.520 |
| 6 | 1:31.868 | +0.564 | 14:49:32.388 |
| 7 | 1:31.304 | | 14:51:03.692 |
| 8 | 1:31.943 | +0.639 | 14:52:35.635 |
| (11) David Allingham | | | |
| 1 | 1:35.150 | +3.283 | 14:41:51.530 |
| 2 | 1:32.709 | +0.842 | 14:43:24.239 |
| 3 | 1:32.686 | +0.819 | 14:44:56.925 |
| 4 | 1:32.711 | +0.844 | 14:46:29.636 |
| 5 | 1:32.211 | +0.344 | 14:48:01.847 |
| 6 | 1:32.389 | +0.522 | 14:49:34.236 |
| 7 | 1:32.283 | +0.416 | 14:51:06.519 |
| 8 | 1:31.867 | | 14:52:38.386 |
| (10) Curtis Rothwell | | | |
| 1 | 1:36.844 | +5.303 | 14:41:52.949 |
| 2 | 1:33.038 | +1.497 | 14:43:25.987 |
| 3 | 1:31.541 | | 14:44:57.528 |
| 4 | 1:32.682 | +1.141 | 14:46:30.210 |
| 5 | 1:32.313 | +0.772 | 14:48:02.523 |
| 6 | 1:32.762 | +1.221 | 14:49:35.285 |
| 7 | 1:31.839 | +0.298 | 14:51:07.124 |
| 8 | 1:32.006 | +0.465 | 14:52:39.130 |
| (75) Ozzy Madey | | | |
| 1 | 1:37.118 | +5.166 | 14:41:53.925 |
| 2 | 1:32.388 | +0.436 | 14:43:26.313 |
| 3 | 1:33.261 | +1.309 | 14:44:59.574 |
| 4 | 1:32.157 | +0.205 | 14:46:31.731 |
| 5 | 1:31.952 | | 14:48:03.683 |
| 6 | 1:32.412 | +0.460 | 14:49:36.095 |
| 7 | 1:33.219 | +1.267 | 14:51:09.314 |
| 8 | 1:32.132 | +0.180 | 14:52:41.446 |
| (82) Lewis Osler | | | |
| 1 | 1:36.979 | +5.125 | 14:41:53.724 |
| 2 | 1:32.524 | +0.670 | 14:43:26.248 |
| 3 | 1:32.947 | +1.093 | 14:44:59.195 |
| 4 | 1:33.396 | +1.542 | 14:46:32.591 |
| 5 | 1:32.088 | +0.234 | 14:48:04.679 |
| 6 | 1:31.854 | | 14:49:36.533 |
| 7 | 1:33.095 | +1.241 | 14:51:09.628 |
| 8 | 1:32.022 | +0.168 | 14:52:41.650 |
| (33) James Robinson | | | |
| 1 | 1:37.386 | +6.375 | 14:41:53.255 |
| 2 | 1:33.783 | +2.772 | 14:43:27.038 |
| 3 | 1:32.432 | +1.421 | 14:44:59.470 |
| 4 | 1:34.281 | +3.270 | 14:46:33.751 |
| 5 | 1:32.231 | +1.220 | 14:48:05.982 |
| 6 | 1:33.049 | +2.038 | 14:49:39.031 |
| 7 | 1:31.978 | +0.967 | 14:51:11.009 |
| 8 | 1:31.011 | | 14:52:42.020 |
| (22) Alex Baker | | | |
| 1 | 1:37.846 | +5.751 | 14:41:54.831 |
| 2 | 1:32.968 | +0.873 | 14:43:27.799 |
| 3 | 1:32.639 | +0.544 | 14:45:00.438 |
| 4 | 1:33.145 | +1.050 | 14:46:33.583 |
| 5 | 1:32.258 | +0.163 | 14:48:05.841 |
| 6 | 1:33.784 | +1.689 | 14:49:39.625 |
| 7 | 1:32.389 | +0.294 | 14:51:12.014 |
| 8 | 1:32.095 | | 14:52:44.109 |
| (99) Jordan Hole | | | |

| Lap | Lap Tm | Diff | Time of Day |
|-----------------------------|-----------------|--------|--------------|
| 1 | 1:35.960 | +3.726 | 14:41:52.319 |
| 2 | 1:33.373 | +1.139 | 14:43:25.692 |
| 3 | 1:33.502 | +1.268 | 14:44:59.194 |
| 4 | 1:34.161 | +1.927 | 14:46:33.355 |
| 5 | 1:33.822 | +1.588 | 14:48:07.177 |
| 6 | 1:33.585 | +1.351 | 14:49:40.762 |
| 7 | 1:32.339 | +0.105 | 14:51:13.101 |
| 8 | 1:32.234 | | 14:52:45.335 |
| (212) Russell Brown | | | |
| 1 | 1:38.472 | +4.587 | 14:41:55.514 |
| 2 | 1:34.897 | +1.012 | 14:43:30.411 |
| 3 | 1:34.332 | +0.447 | 14:45:04.743 |
| 4 | 1:34.307 | +0.422 | 14:46:39.050 |
| 5 | 1:34.398 | +0.513 | 14:48:13.448 |
| 6 | 1:34.225 | +0.340 | 14:49:47.673 |
| 7 | 1:34.637 | +0.752 | 14:51:22.310 |
| 8 | 1:33.885 | | 14:52:56.195 |
| (100) Lewis Black | | | |
| 1 | 1:38.282 | +4.121 | 14:41:55.403 |
| 2 | 1:34.997 | +0.836 | 14:43:30.400 |
| 3 | 1:35.793 | +1.632 | 14:45:06.193 |
| 4 | 1:35.692 | +1.531 | 14:46:41.885 |
| 5 | 1:34.451 | +0.290 | 14:48:16.336 |
| 6 | 1:36.367 | +2.206 | 14:49:52.703 |
| 7 | 1:34.556 | +0.395 | 14:51:27.259 |
| 8 | 1:34.161 | | 14:53:01.420 |
| (28) Lee Wainwright | | | |
| 1 | 1:38.671 | +4.006 | 14:41:56.101 |
| 2 | 1:37.351 | +2.686 | 14:43:33.452 |
| 3 | 1:36.657 | +1.992 | 14:45:10.109 |
| 4 | 1:36.198 | +1.533 | 14:46:46.307 |
| 5 | 1:35.129 | +0.464 | 14:48:21.436 |
| 6 | 1:34.914 | +0.249 | 14:49:56.350 |
| 7 | 1:34.665 | | 14:51:31.015 |
| 8 | 1:34.811 | +0.146 | 14:53:05.826 |
| (32) Adam Palfreman | | | |
| 1 | 1:41.659 | +6.959 | 14:41:58.708 |
| 2 | 1:36.687 | +1.987 | 14:43:35.395 |
| 3 | 1:35.291 | +0.591 | 14:45:10.686 |
| 4 | 1:36.081 | +1.381 | 14:46:46.767 |
| 5 | 1:35.119 | +0.419 | 14:48:21.886 |
| 6 | 1:35.135 | +0.435 | 14:49:57.021 |
| 7 | 1:34.795 | +0.095 | 14:51:31.816 |
| 8 | 1:34.700 | | 14:53:06.516 |
| (31) Colin Wilson | | | |
| 1 | 1:42.868 | +3.936 | 14:42:00.362 |
| 2 | 1:39.055 | +0.123 | 14:43:39.417 |
| 3 | 1:38.932 | | 14:45:18.349 |
| 4 | 1:38.998 | +0.066 | 14:46:57.347 |
| 5 | 1:41.277 | +2.345 | 14:48:38.624 |
| 6 | 1:40.550 | +1.618 | 14:50:19.174 |
| 7 | 1:39.693 | +0.761 | 14:51:58.867 |
| 8 | 1:40.285 | +1.353 | 14:53:39.152 |
| (23) Adrian Pendrill | | | |
| 1 | 1:45.464 | +3.866 | 14:42:03.129 |
| 2 | 1:41.598 | | 14:43:44.727 |
| 3 | 1:42.340 | +0.742 | 14:45:27.067 |
| 4 | 1:42.945 | +1.347 | 14:47:10.012 |
| 5 | 1:42.756 | +1.158 | 14:48:52.768 |
| 6 | 1:42.368 | +0.770 | 14:50:35.136 |

Timekeeper:

Race Director:

Weather / Track: Cloudy - Dry

Results @ www.sportstimingsservices.com

Printed: 29/07/2012 15:05:12





Thundersport GB Rounds 10 & 11


Doodson Motorsport Super/Minitwins & F400

Rockingham International 1.940 Miles

Race 11

29/07/2012 14:40

Race (8 Laps) started at 14:40:08



| Lap | Lap Tm | Diff | Time of Day |
|-----|----------|--------|--------------|
| 7 | 1:42.044 | +0.446 | 14:52:17.180 |
| 8 | 1:43.400 | +1.802 | 14:54:00.580 |

(96) Ian Evans

| Lap | Lap Tm | Diff | Time of Day |
|-----|-----------------|--------|--------------|
| 1 | 1:50.854 | +0.383 | 14:42:09.382 |
| 2 | 1:50.471 | | 14:43:59.853 |
| 3 | 1:50.552 | +0.081 | 14:45:50.405 |
| 4 | 1:51.785 | +1.314 | 14:47:42.190 |
| 5 | 1:52.700 | +2.229 | 14:49:34.890 |
| 6 | 1:51.791 | +1.320 | 14:51:26.681 |
| 7 | 1:51.709 | +1.238 | 14:53:18.390 |

(3) Michael Clifford

| Lap | Lap Tm | Diff | Time of Day |
|-----|-----------------|--------|--------------|
| 1 | 1:35.084 | +3.481 | 14:41:51.301 |
| 2 | 1:31.679 | +0.076 | 14:43:22.980 |
| 3 | 1:31.784 | +0.181 | 14:44:54.764 |
| 4 | 1:31.603 | | 14:46:26.367 |
| 5 | 1:32.190 | +0.587 | 14:47:58.557 |
| 6 | 1:39.456 | +7.853 | 14:49:38.013 |

Lap Lap Tm Diff Time of Day

Lap Lap Tm Diff Time of Day

Timekeeper:

Race Director:

Weather / Track: Cloudy - Dry
 Results @ www.sportstimingsservices.com





Thundersport GB Rounds 10 & 11

Sorted on Best Lap time

HEL Performance Streetfighters Rockingham International 1.940 Miles

Qualifying 28/07/2012 11:39

Practice (15:00 Time) started at 11:39:25

| Pos | No. | Name | Class | Bike | CC | Best Tm | In Lap | Diff | 2nd Best | 2nd Lap |
|-----|-----|------------------|-------|----------|--------|----------|--------|--------|----------|---------|
| 1 | 121 | Martin Stanier | A | Suzuki | 750 A | 1:30.798 | 9 | | 1:31.319 | 7 |
| 2 | 9 | Reece Rothwell | A | Triumph | 675 A | 1:31.201 | 7 | 0.403 | 1:32.142 | 5 |
| 3 | 2 | Andrew Plaskitt | A | Suzuki | 750 A | 1:31.717 | 9 | 0.919 | 1:31.851 | 7 |
| 4 | 17 | Ian Popplewell | B | Triumph | 675 B | 1:32.349 | 4 | 1.551 | 1:32.560 | 3 |
| 5 | 12 | Michael Russell | A | Suzuki | 750 A | 1:32.805 | 5 | 2.007 | 1:33.041 | 4 |
| 6 | 11 | Gordon Wright | A | KTM | 990 A | 1:34.906 | 9 | 4.108 | 1:35.340 | 5 |
| 7 | 32 | Adam Palfreman | B | Suzuki | 650 B | 1:36.202 | 7 | 5.404 | 1:36.256 | 4 |
| 8 | 35 | Tony Hughes | C | KTM | 690 C | 1:36.394 | 7 | 5.596 | 1:37.183 | 8 |
| 9 | 56 | Steve Bradbury | A | Aprilia | 1000 A | 1:36.550 | 8 | 5.752 | 1:36.932 | 6 |
| 10 | 14 | Brad Davey | C | Aprilia | 550 C | 1:36.571 | 6 | 5.773 | 1:36.838 | 7 |
| 11 | 64 | Bob Docker | B | Suzuki | 600 B | 1:37.151 | 8 | 6.353 | 1:37.301 | 6 |
| 12 | 5 | Mick Everitt | C | KTM | 660 C | 1:37.303 | 3 | 6.505 | 1:38.077 | 2 |
| 13 | 88 | Andrew Driver | C | MZ | 690 C | 1:37.528 | 5 | 6.730 | 1:38.258 | 8 |
| 14 | 7 | Duncan MacMillan | C | KTM | 690 C | 1:38.382 | 8 | 7.584 | 1:38.484 | 5 |
| 15 | 6 | Garry Coombs | A | Triumph | 675 A | 1:38.476 | 9 | 7.678 | 1:38.479 | 8 |
| 16 | 115 | Keith Warren | C | Aprilia | 550 C | 1:39.347 | 8 | 8.549 | 1:39.424 | 7 |
| 17 | 51 | Leigh Hutchinson | B | Kawasaki | 650 B | 1:41.372 | 6 | 10.574 | 1:41.674 | 9 |
| 18 | 45 | Andrew Castle | B | Honda | 600 B | 1:49.539 | 5 | 18.741 | 1:49.675 | 7 |
| 19 | 46 | James Flood | C | KTM | 690 C | 1:50.225 | 8 | 19.427 | 1:50.947 | 5 |
| 20 | 39 | Al Brown | B | Yamaha | 600 B | 1:53.661 | 5 | 22.863 | 1:54.170 | 4 |


Timekeeper:
 Race Director:
 Weather / Track: Cloudy - Dry
 Results @ www.sportstimingsservices.com
 Printed: 28/07/2012 11:57:04





Thundersport GB Rounds 10 & 11

HEL Performance Streetfighters Rockingham International 1.940 Miles
 Race 8 & 16 Saturday 28/07/2012
 Race (8 Laps)



POLE POSITION

| | 1 | 2 | 3 | 4 |
|---|-----|----|----|-----|
| 1 | 121 | 9 | 2 | 17 |
| 2 | 12 | 11 | 32 | 35 |
| 3 | 56 | 14 | 64 | 5 |
| 4 | 88 | 7 | 6 | 115 |
| 5 | 51 | 45 | 46 | 39 |

Timekeeper:

Race Director:

Weather / Track:

Results @ www.sportstimeservices.com

Printed: 28/07/2012 11:58:28





Thundersport GB Rounds 10 & 11

Sorted on Laps

HEL Performance Streetfighters Rockingham International 1.940 Miles
 Race 8 28/07/2012 14:51
 Race (8 Laps) started at 14:51:20

| Pos | No. | Name | Class | Bike | CC | Laps | Total Tm | Diff | Best Tm | In Lap |
|----------------|------------|------------------|-------|---------------|--------------|------|-----------|----------|-----------------|----------|
| 1 | 9 | Reece Rothwell | A | Triumph | 675 A | 8 | 12:21.129 | | 1:30.866 | 5 |
| 2 | 121 | Martin Stanier | A | Suzuki | 750 A | 8 | 12:21.811 | 0.682 | 1:30.771 | 8 |
| 3 | 2 | Andrew Plaskitt | A | Suzuki | 750 A | 8 | 12:26.503 | 5.374 | 1:31.490 | 5 |
| 4 | 17 | Ian Popplewell | B | Triumph | 675 B | 8 | 12:33.473 | 12.344 | 1:32.804 | 3 |
| 5 | 32 | Adam Palfreman | B | Suzuki | 650 B | 8 | 12:44.586 | 23.457 | 1:33.338 | 3 |
| 6 | 11 | Gordon Wright | A | KTM | 990 A | 8 | 12:46.280 | 25.151 | 1:34.152 | 6 |
| 7 | 56 | Steve Bradbury | A | Aprilia | 1000 A | 8 | 13:00.000 | 38.871 | 1:35.192 | 8 |
| 8 | 88 | Andrew Driver | C | MZ | 690 C | 8 | 13:01.506 | 40.377 | 1:35.711 | 8 |
| 9 | 14 | Brad Davey | C | Aprilia | 550 C | 8 | 13:03.114 | 41.985 | 1:35.655 | 3 |
| 10 | 64 | Bob Docker | B | Suzuki | 600 B | 8 | 13:13.192 | 52.063 | 1:36.835 | 8 |
| 11 | 7 | Duncan MacMillan | C | KTM | 690 C | 8 | 13:16.506 | 55.377 | 1:37.519 | 3 |
| 12 | 5 | Mick Everitt | C | KTM | 660 C | 8 | 13:18.396 | 57.267 | 1:37.191 | 8 |
| 13 | 115 | Keith Warren | C | Aprilia | 550 C | 8 | 13:19.842 | 58.713 | 1:37.133 | 7 |
| 14 | 6 | Garry Coombs | A | Triumph | 675 A | 8 | 13:33.384 | 1:12.255 | 1:38.578 | 5 |
| 15 | 51 | Leigh Hutchinson | B | Kawasaki | 650 B | 8 | 13:38.392 | 1:17.263 | 1:40.209 | 2 |
| 16 | 45 | Andrew Castle | B | Honda | 600 B | 7 | 12:40.580 | 1 Lap | 1:46.405 | 5 |
| 17 | 39 | Al Brown | B | Yamaha | 600 B | 7 | 13:19.171 | 1 Lap | 1:52.428 | 2 |
| Not classified | | | | | | | | A, B & C | | |
| DNF | 35 | Tony Hughes | C | KTM | 690 C | 4 | 6:32.367 | DNF | 1:35.817 | 4 |
| DNF | 46 | James Flood | C | KTM | 690 C | 4 | 7:38.148 | DNF | 1:49.897 | 2 |
| DNF | 12 | Michael Russell | A | Suzuki | 750 A | 1 | 1:38.384 | DNF | 1:35.427 | 1 |

110% Time - A=13:35.242, B = 13:48.820, C = 14:19.657

| Margin of Victory | Avg. Speed | Best Lap Tm | Best Speed | Best Lap by |
|-------------------|------------|-------------|------------|----------------------|
| 0.682 | 75.388 | 1:30.771 | 76.941 | 121 - Martin Stanier |

Timekeeper:
 Race Director:
 Weather / Track: Cloudy - Dry
 Results @ www.sportstimingsservices.com
 Printed: 28/07/2012 15:05:50





Thundersport GB Rounds 10 & 11

Lapchart

HEL Performance Streetfighters Rockingham International 1.940 Miles

Race 8 28/07/2012 14:51

Race (8 Laps) started at 14:51:20

| Competitors | Laps | | | | | | | | |
|-----------------------|------|-----|-----|-----|-----|-----|-----|-----|-----|
| | 0 | 1 | 2 | 3 | 4 | 5 | 6 | 7 | 8 |
| Reece Rothwell (9) | 1 | 9 | 12 | 9 | 9 | 9 | 9 | 9 | 9 |
| Martin Stanier (121) | 2 | 121 | 9 | 121 | 121 | 121 | 121 | 121 | 121 |
| Andrew Plaskitt (2) | 3 | 2 | 121 | 2 | 2 | 2 | 2 | 2 | 2 |
| Ian Popplewell (17) | 4 | 17 | 2 | 17 | 17 | 17 | 17 | 17 | 17 |
| Michael Russell (12) | 5 | 12 | 17 | 32 | 32 | 32 | 32 | 32 | 32 |
| Tony Hughes (35) | 6 | 35 | 32 | 11 | 11 | 11 | 11 | 11 | 11 |
| Adam Palfreman (32) | 7 | 32 | 11 | 35 | 35 | 35 | 14 | 14 | 56 |
| Gordon Wright (11) | 8 | 11 | 35 | 14 | 14 | 14 | 88 | 56 | 88 |
| Mick Everitt (5) | 9 | 5 | 14 | 88 | 88 | 88 | 56 | 88 | 14 |
| Brad Davey (14) | 10 | 14 | 88 | 56 | 56 | 56 | 7 | 7 | 64 |
| Bob Docker (64) | 11 | 64 | 64 | 64 | 64 | 7 | 64 | 64 | 7 |
| Steve Bradbury (56) | 12 | 56 | 56 | 7 | 7 | 64 | 5 | 5 | 5 |
| Duncan MacMillan (7) | 13 | 7 | 7 | 6 | 5 | 5 | 115 | 115 | 115 |
| Andrew Driver (88) | 14 | 88 | 115 | 5 | 6 | 115 | 6 | 6 | 6 |
| Garry Coombs (6) | 15 | 6 | 6 | 115 | 115 | 6 | 51 | 51 | 51 |
| Keith Warren (115) | 16 | 115 | 5 | 51 | 51 | 51 | 45 | 45 | 45 |
| Leigh Hutchinson (51) | 17 | 51 | 51 | 45 | 45 | 45 | 39 | 39 | 39 |
| Andrew Castle (45) | 18 | 45 | 45 | 39 | 39 | 46 | | | |
| Al Brown (39) | 19 | 39 | 39 | 46 | 46 | 39 | | | |
| James Flood (46) | 20 | 46 | 46 | | | | | | |



Thundersport GB Rounds 10 & 11

HEL Performance Streetfighters

Rockingham International 1.940 Miles

Race 8

28/07/2012 14:51

Race (8 Laps) started at 14:51:20

| Lap | Lap Tm | Diff | Time of Day |
|-----------------------------|-----------------|--------|--------------|
| (9) Reece Rothwell | | | |
| 1 | 1:36.080 | +5.214 | 14:52:58.937 |
| 2 | 1:33.709 | +2.843 | 14:54:32.646 |
| 3 | 1:31.182 | +0.316 | 14:56:03.828 |
| 4 | 1:31.853 | +0.987 | 14:57:35.681 |
| 5 | 1:30.866 | | 14:59:06.547 |
| 6 | 1:31.663 | +0.797 | 15:00:38.210 |
| 7 | 1:32.242 | +1.376 | 15:02:10.452 |
| 8 | 1:30.977 | +0.111 | 15:03:41.429 |
| (121) Martin Stanier | | | |
| 1 | 1:36.553 | +5.782 | 14:52:59.465 |
| 2 | 1:33.779 | +3.008 | 14:54:33.244 |
| 3 | 1:31.536 | +0.765 | 14:56:04.780 |
| 4 | 1:31.330 | +0.559 | 14:57:36.110 |
| 5 | 1:31.586 | +0.815 | 14:59:07.696 |
| 6 | 1:31.783 | +1.012 | 15:00:39.479 |
| 7 | 1:31.861 | +1.090 | 15:02:11.340 |
| 8 | 1:30.771 | | 15:03:42.111 |
| (2) Andrew Plaskitt | | | |
| 1 | 1:37.145 | +5.655 | 14:53:00.375 |
| 2 | 1:33.728 | +2.238 | 14:54:34.103 |
| 3 | 1:31.875 | +0.385 | 14:56:05.978 |
| 4 | 1:31.525 | +0.035 | 14:57:37.503 |
| 5 | 1:31.490 | | 14:59:08.993 |
| 6 | 1:32.310 | +0.820 | 15:00:41.303 |
| 7 | 1:32.169 | +0.679 | 15:02:13.472 |
| 8 | 1:33.331 | +1.841 | 15:03:46.803 |
| (17) Ian Popplewell | | | |
| 1 | 1:37.934 | +5.130 | 14:53:01.179 |
| 2 | 1:33.534 | +0.730 | 14:54:34.713 |
| 3 | 1:32.804 | | 14:56:07.517 |
| 4 | 1:33.050 | +0.246 | 14:57:40.567 |
| 5 | 1:33.204 | +0.400 | 14:59:13.771 |
| 6 | 1:33.471 | +0.667 | 15:00:47.242 |
| 7 | 1:33.090 | +0.286 | 15:02:20.332 |
| 8 | 1:33.441 | +0.637 | 15:03:53.773 |
| (32) Adam Palfreman | | | |
| 1 | 1:37.611 | +4.273 | 14:53:01.385 |
| 2 | 1:33.771 | +0.433 | 14:54:35.156 |
| 3 | 1:33.338 | | 14:56:08.494 |
| 4 | 1:33.546 | +0.208 | 14:57:42.040 |
| 5 | 1:33.641 | +0.303 | 14:59:15.681 |
| 6 | 1:34.235 | +0.897 | 15:00:49.916 |
| 7 | 1:34.998 | +1.660 | 15:02:24.914 |
| 8 | 1:39.972 | +6.634 | 15:04:04.886 |
| (11) Gordon Wright | | | |
| 1 | 1:39.470 | +5.318 | 14:53:03.487 |
| 2 | 1:34.810 | +0.658 | 14:54:38.297 |
| 3 | 1:35.135 | +0.983 | 14:56:13.432 |
| 4 | 1:35.170 | +1.018 | 14:57:48.602 |
| 5 | 1:34.344 | +0.192 | 14:59:22.946 |
| 6 | 1:34.152 | | 15:00:57.098 |
| 7 | 1:34.285 | +0.133 | 15:02:31.383 |
| 8 | 1:35.197 | +1.045 | 15:04:06.580 |
| (56) Steve Bradbury | | | |
| 1 | 1:43.805 | +8.613 | 14:53:08.172 |
| 2 | 1:36.379 | +1.187 | 14:54:44.551 |
| 3 | 1:36.176 | +0.984 | 14:56:20.727 |
| 4 | 1:35.737 | +0.545 | 14:57:56.464 |

| Lap | Lap Tm | Diff | Time of Day |
|-----------------------------|-----------------|---------|--------------|
| 5 | 1:36.419 | +1.227 | 14:59:32.883 |
| 6 | 1:36.240 | +1.048 | 15:01:09.123 |
| 7 | 1:35.985 | +0.793 | 15:02:45.108 |
| 8 | 1:35.192 | | 15:04:20.300 |
| (88) Andrew Driver | | | |
| 1 | 1:41.983 | +6.272 | 14:53:06.697 |
| 2 | 1:36.506 | +0.795 | 14:54:43.203 |
| 3 | 1:35.812 | +0.101 | 14:56:19.015 |
| 4 | 1:36.180 | +0.469 | 14:57:55.195 |
| 5 | 1:36.952 | +1.241 | 14:59:32.147 |
| 6 | 1:37.186 | +1.475 | 15:01:09.333 |
| 7 | 1:36.762 | +1.051 | 15:02:46.095 |
| 8 | 1:35.711 | | 15:04:21.806 |
| (14) Brad Davey | | | |
| 1 | 1:40.694 | +5.039 | 14:53:04.899 |
| 2 | 1:36.784 | +1.129 | 14:54:41.683 |
| 3 | 1:35.655 | | 14:56:17.338 |
| 4 | 1:36.871 | +1.216 | 14:57:54.209 |
| 5 | 1:36.964 | +1.309 | 14:59:31.173 |
| 6 | 1:36.921 | +1.266 | 15:01:08.094 |
| 7 | 1:38.359 | +2.704 | 15:02:46.453 |
| 8 | 1:36.961 | +1.306 | 15:04:23.414 |
| (64) Bob Docker | | | |
| 1 | 1:43.537 | +6.702 | 14:53:07.800 |
| 2 | 1:37.586 | +0.751 | 14:54:45.386 |
| 3 | 1:37.530 | +0.695 | 14:56:22.916 |
| 4 | 1:39.339 | +2.504 | 14:58:02.255 |
| 5 | 1:38.791 | +1.956 | 14:59:41.046 |
| 6 | 1:38.242 | +1.407 | 15:01:19.288 |
| 7 | 1:37.369 | +0.534 | 15:02:56.657 |
| 8 | 1:36.835 | | 15:04:33.492 |
| (7) Duncan MacMillan | | | |
| 1 | 1:43.689 | +6.170 | 14:53:08.327 |
| 2 | 1:38.258 | +0.739 | 14:54:46.585 |
| 3 | 1:37.519 | | 14:56:24.104 |
| 4 | 1:37.741 | +0.222 | 14:58:01.845 |
| 5 | 1:37.931 | +0.412 | 14:59:39.776 |
| 6 | 1:38.112 | +0.593 | 15:01:17.888 |
| 7 | 1:38.539 | +1.020 | 15:02:56.427 |
| 8 | 1:40.379 | +2.860 | 15:04:36.806 |
| (5) Mick Everitt | | | |
| 1 | 1:47.461 | +10.270 | 14:53:11.628 |
| 2 | 1:39.400 | +2.209 | 14:54:51.028 |
| 3 | 1:39.039 | +1.848 | 14:56:30.067 |
| 4 | 1:38.085 | +0.894 | 14:58:08.152 |
| 5 | 1:38.232 | +1.041 | 14:59:46.384 |
| 6 | 1:37.338 | +0.147 | 15:01:23.722 |
| 7 | 1:37.783 | +0.592 | 15:03:01.505 |
| 8 | 1:37.191 | | 15:04:38.696 |
| (115) Keith Warren | | | |
| 1 | 1:45.980 | +8.847 | 14:53:10.749 |
| 2 | 1:40.714 | +3.581 | 14:54:51.463 |
| 3 | 1:39.704 | +2.571 | 14:56:31.167 |
| 4 | 1:38.613 | +1.480 | 14:58:09.780 |
| 5 | 1:37.558 | +0.425 | 14:59:47.338 |
| 6 | 1:37.682 | +0.549 | 15:01:25.020 |
| 7 | 1:37.133 | | 15:03:02.153 |
| 8 | 1:37.989 | +0.856 | 15:04:40.142 |
| (6) Garry Coombs | | | |

| Lap | Lap Tm | Diff | Time of Day |
|------------------------------|-----------------|--------|--------------|
| 1 | 1:46.232 | +7.654 | 14:53:10.981 |
| 2 | 1:39.566 | +0.988 | 14:54:50.547 |
| 3 | 1:39.998 | +1.420 | 14:56:30.545 |
| 4 | 1:40.153 | +1.575 | 14:58:10.698 |
| 5 | 1:38.578 | | 14:59:49.276 |
| 6 | 1:41.499 | +2.921 | 15:01:30.775 |
| 7 | 1:41.086 | +2.508 | 15:03:11.861 |
| 8 | 1:41.823 | +3.245 | 15:04:53.684 |
| (51) Leigh Hutchinson | | | |
| 1 | 1:46.734 | +6.525 | 14:53:11.773 |
| 2 | 1:40.209 | | 14:54:51.982 |
| 3 | 1:41.104 | +0.895 | 14:56:33.086 |
| 4 | 1:40.852 | +0.643 | 14:58:13.938 |
| 5 | 1:41.243 | +1.034 | 14:59:55.181 |
| 6 | 1:41.907 | +1.698 | 15:01:37.088 |
| 7 | 1:41.308 | +1.099 | 15:03:18.396 |
| 8 | 1:40.296 | +0.087 | 15:04:58.692 |
| (45) Andrew Castle | | | |
| 1 | 1:53.108 | +6.703 | 14:53:18.671 |
| 2 | 1:46.672 | +0.267 | 14:55:05.343 |
| 3 | 1:47.871 | +1.466 | 14:56:53.214 |
| 4 | 1:46.875 | +0.470 | 14:58:40.089 |
| 5 | 1:46.405 | | 15:00:26.494 |
| 6 | 1:47.568 | +1.163 | 15:02:14.062 |
| 7 | 1:46.818 | +0.413 | 15:04:00.880 |
| (39) Al Brown | | | |
| 1 | 1:55.508 | +3.080 | 14:53:21.468 |
| 2 | 1:52.428 | | 14:55:13.896 |
| 3 | 1:52.963 | +0.535 | 14:57:06.859 |
| 4 | 1:52.940 | +0.512 | 14:58:59.799 |
| 5 | 1:53.943 | +1.515 | 15:00:53.742 |
| 6 | 1:52.531 | +0.103 | 15:02:46.273 |
| 7 | 1:53.198 | +0.770 | 15:04:39.471 |
| (35) Tony Hughes | | | |
| 1 | 1:40.683 | +4.866 | 14:53:04.258 |
| 2 | 1:36.127 | +0.310 | 14:54:40.385 |
| 3 | 1:36.465 | +0.648 | 14:56:16.850 |
| 4 | 1:35.817 | | 14:57:52.667 |
| (46) James Flood | | | |
| 1 | 1:54.537 | +4.640 | 14:53:25.312 |
| 2 | 1:49.897 | | 14:55:15.209 |
| 3 | 1:52.271 | +2.374 | 14:57:07.480 |
| 4 | 1:50.968 | +1.071 | 14:58:58.448 |
| (12) Michael Russell | | | |
| 1 | 1:35.427 | | 14:52:58.684 |

Timekeeper:

Race Director:

Weather / Track: Cloudy - Dry

Results @ www.sportstimingservices.com

Printed: 28/07/2012 15:16:43





Thundersport GB Rounds 10 & 11

Sorted on Laps

HEL Performance Streetfighters Rockingham International 1.940 Miles
 Race 16 28/07/2012 17:26
 Race (8 Laps) started at 17:26:54

| Pos | No. | Name | Class | Bike | CC | Laps | Total Tm | Diff | Best Tm | In Lap |
|-----|-----|------------------|-------|----------|--------|------|-----------|----------|----------|--------|
| 1 | 121 | Martin Stanier | A | Suzuki | 750 A | 8 | 12:25.970 | | 1:31.691 | 2 |
| 2 | 2 | Andrew Plaskitt | A | Suzuki | 750 A | 8 | 12:28.635 | 2.665 | 1:31.942 | 4 |
| 3 | 17 | Ian Popplewell | B | Triumph | 675 B | 8 | 12:33.936 | 7.966 | 1:32.484 | 3 |
| 4 | 9 | Reece Rothwell | A | Triumph | 675 A | 8 | 12:47.111 | 21.141 | 1:31.881 | 4 |
| 5 | 11 | Gordon Wright | A | KTM | 990 A | 8 | 12:49.809 | 23.839 | 1:34.288 | 7 |
| 6 | 32 | Adam Palfreman | B | Suzuki | 650 B | 8 | 12:58.644 | 32.674 | 1:34.918 | 3 |
| 7 | 56 | Steve Bradbury | A | Aprilia | 1000 A | 8 | 13:02.636 | 36.666 | 1:34.560 | 6 |
| 8 | 7 | Duncan MacMillan | C | KTM | 690 C | 8 | 13:03.944 | 37.974 | 1:36.258 | 5 |
| 9 | 5 | Mick Everitt | C | KTM | 660 C | 8 | 13:04.212 | 38.242 | 1:35.839 | 8 |
| 10 | 35 | Tony Hughes | C | KTM | 690 C | 8 | 13:04.940 | 38.970 | 1:36.125 | 4 |
| 11 | 64 | Bob Docker | B | Suzuki | 600 B | 8 | 13:12.387 | 46.417 | 1:35.353 | 4 |
| 12 | 14 | Brad Davey | C | Aprilia | 550 C | 8 | 13:13.421 | 47.451 | 1:36.289 | 4 |
| 13 | 51 | Leigh Hutchinson | B | Kawasaki | 650 B | 8 | 13:18.831 | 52.861 | 1:37.438 | 4 |
| 14 | 115 | Keith Warren | C | Aprilia | 550 C | 8 | 13:28.071 | 1:02.101 | 1:38.088 | 3 |
| 15 | 6 | Garry Coombs | A | Triumph | 675 A | 8 | 13:29.360 | 1:03.390 | 1:38.443 | 6 |
| 16 | 45 | Andrew Castle | B | Honda | 600 B | 7 | 12:51.421 | 1 Lap | 1:46.512 | 3 |
| 17 | 46 | James Flood | C | KTM | 690 C | 7 | 13:16.960 | 1 Lap | 1:50.065 | 7 |
| 18 | 39 | Al Brown | B | Yamaha | 600 B | 7 | 13:17.030 | 1 Lap | 1:49.776 | 6 |

A, B & C

Not classified

| | | | | | | | | | | |
|-----|----|---------------|---|----|-------|---|-----------|-----|----------|---|
| DNF | 88 | Andrew Driver | C | MZ | 690 C | 7 | 11:36.096 | DNF | 1:36.139 | 6 |
|-----|----|---------------|---|----|-------|---|-----------|-----|----------|---|

110% Time - A = 13:40.567, B = 13:49.330, C = 14:22.338

| Margin of Victory | Avg. Speed | Best Lap Tm | Best Speed | Best Lap by |
|-------------------|------------|-------------|------------|----------------------|
| 2.665 | 74.898 | 1:31.691 | 76.169 | 121 - Martin Stanier |

Timekeeper:

Race Director:

Weather / Track: Bright - Dry

Results @ www.sportstimingservices.com

Printed: 28/07/2012 17:42:24





Thundersport GB Rounds 10 & 11

Lapchart


HEL Performance Streetfighters

Rockingham International 1.940 Miles

Race 16

28/07/2012 17:26

Race (8 Laps) started at 17:26:54



| Competitors | Laps | | | | | | | | | |
|-----------------------|------|-----|-----|-----|-----|-----|-----|-----|-----|-----|
| | 0 | 1 | 2 | 3 | 4 | 5 | 6 | 7 | 8 | |
| Martin Stanier (121) | 1 | 121 | 121 | 121 | 121 | 121 | 121 | 121 | 121 | 121 |
| Reece Rothwell (9) | 2 | 9 | 17 | 2 | 2 | 2 | 2 | 2 | 2 | 2 |
| Andrew Plaskitt (2) | 3 | 2 | 2 | 17 | 17 | 17 | 17 | 17 | 17 | 17 |
| Ian Popplewell (17) | 4 | 17 | 32 | 32 | 32 | 32 | 32 | 9 | 9 | 9 |
| Adam Palfreman (32) | 5 | 32 | 11 | 11 | 11 | 11 | 9 | 11 | 11 | 11 |
| Tony Hughes (35) | 6 | 35 | 14 | 14 | 14 | 9 | 11 | 32 | 32 | 32 |
| Gordon Wright (11) | 7 | 11 | 35 | 7 | 9 | 14 | 14 | 7 | 56 | 56 |
| Brad Davey (14) | 8 | 14 | 7 | 35 | 7 | 7 | 7 | 14 | 7 | 7 |
| Mick Everitt (5) | 9 | 5 | 5 | 5 | 35 | 35 | 35 | 56 | 14 | 5 |
| Duncan MacMillan (7) | 10 | 7 | 56 | 56 | 5 | 5 | 5 | 35 | 35 | 35 |
| Steve Bradbury (56) | 11 | 56 | 88 | 9 | 56 | 56 | 56 | 5 | 5 | 64 |
| Andrew Driver (88) | 12 | 88 | 51 | 88 | 88 | 88 | 88 | 88 | 64 | 14 |
| Keith Warren (115) | 13 | 115 | 6 | 51 | 51 | 64 | 64 | 64 | 88 | 51 |
| Garry Coombs (6) | 14 | 6 | 9 | 64 | 64 | 51 | 51 | 51 | 51 | 115 |
| Bob Docker (64) | 15 | 64 | 115 | 115 | 115 | 115 | 115 | 115 | 115 | 6 |
| Andrew Castle (45) | 16 | 45 | 64 | 6 | 6 | 6 | 6 | 6 | 6 | 6 |
| Leigh Hutchinson (51) | 17 | 51 | 45 | 45 | 45 | 45 | 45 | 45 | 45 | 45 |
| James Flood (46) | 18 | 46 | 46 | 46 | 46 | 46 | 46 | 39 | 39 | 46 |
| Al Brown (39) | 19 | 39 | 39 | 39 | 39 | 39 | 39 | 46 | 46 | 39 |

Timekeeper:

Race Director:

Weather / Track: Bright - Dry

Results @ www.sportstimeservices.com

Printed: 28/07/2012 17:49:58





Thundersport GB Rounds 10 & 11

HEL Performance Streetfighters

Rockingham International 1.940 Miles

Race 16

28/07/2012 17:26

Race (8 Laps) started at 17:26:54

| Lap | Lap Tm | Diff | Time of Day |
|-----------------------------|-----------------|--------|--------------|
| (121) Martin Stanier | | | |
| 1 | 1:36.137 | +4.446 | 17:29:34.953 |
| 2 | 1:31.691 | | 17:31:06.644 |
| 3 | 1:31.780 | +0.089 | 17:32:38.424 |
| 4 | 1:31.998 | +0.307 | 17:34:10.422 |
| 5 | 1:31.894 | +0.203 | 17:35:42.316 |
| 6 | 1:32.610 | +0.919 | 17:37:14.926 |
| 7 | 1:32.308 | +0.617 | 17:38:47.234 |
| 8 | 1:32.825 | +1.134 | 17:40:20.059 |

| Lap | Lap Tm | Diff | Time of Day |
|----------------------------|-----------------|--------|--------------|
| (2) Andrew Plaskitt | | | |
| 1 | 1:37.491 | +5.549 | 17:29:36.537 |
| 2 | 1:32.284 | +0.342 | 17:31:08.821 |
| 3 | 1:32.423 | +0.481 | 17:32:41.244 |
| 4 | 1:31.942 | | 17:34:13.186 |
| 5 | 1:31.957 | +0.015 | 17:35:45.143 |
| 6 | 1:32.638 | +0.696 | 17:37:17.781 |
| 7 | 1:32.448 | +0.506 | 17:38:50.229 |
| 8 | 1:32.495 | +0.553 | 17:40:22.724 |

| Lap | Lap Tm | Diff | Time of Day |
|---------------------------|-----------------|--------|--------------|
| (17) Ian Poplewell | | | |
| 1 | 1:37.042 | +4.558 | 17:29:36.099 |
| 2 | 1:33.484 | +1.000 | 17:31:09.583 |
| 3 | 1:32.484 | | 17:32:42.067 |
| 4 | 1:32.618 | +0.134 | 17:34:14.685 |
| 5 | 1:32.865 | +0.381 | 17:35:47.550 |
| 6 | 1:33.333 | +0.849 | 17:37:20.883 |
| 7 | 1:33.413 | +0.929 | 17:38:54.296 |
| 8 | 1:33.729 | +1.245 | 17:40:28.025 |

| Lap | Lap Tm | Diff | Time of Day |
|---------------------------|-----------------|---------|--------------|
| (9) Reece Rothwell | | | |
| 1 | 1:47.904 | +16.023 | 17:29:46.784 |
| 2 | 1:34.432 | +2.551 | 17:31:21.216 |
| 3 | 1:32.991 | +1.110 | 17:32:54.207 |
| 4 | 1:31.881 | | 17:34:26.088 |
| 5 | 1:34.183 | +2.302 | 17:36:00.271 |
| 6 | 1:33.057 | +1.176 | 17:37:33.328 |
| 7 | 1:33.393 | +1.512 | 17:39:06.721 |
| 8 | 1:34.479 | +2.598 | 17:40:41.200 |

| Lap | Lap Tm | Diff | Time of Day |
|---------------------------|-----------------|--------|--------------|
| (11) Gordon Wright | | | |
| 1 | 1:40.756 | +6.468 | 17:29:40.550 |
| 2 | 1:35.372 | +1.084 | 17:31:15.922 |
| 3 | 1:34.405 | +0.117 | 17:32:50.327 |
| 4 | 1:34.935 | +0.647 | 17:34:25.262 |
| 5 | 1:35.577 | +1.289 | 17:36:00.839 |
| 6 | 1:34.290 | +0.002 | 17:37:35.129 |
| 7 | 1:34.288 | | 17:39:09.417 |
| 8 | 1:34.481 | +0.193 | 17:40:43.898 |

| Lap | Lap Tm | Diff | Time of Day |
|----------------------------|-----------------|--------|--------------|
| (32) Adam Palfreman | | | |
| 1 | 1:39.072 | +4.154 | 17:29:38.471 |
| 2 | 1:35.688 | +0.770 | 17:31:14.159 |
| 3 | 1:34.918 | | 17:32:49.077 |
| 4 | 1:35.001 | +0.083 | 17:34:24.078 |
| 5 | 1:36.130 | +1.212 | 17:36:00.208 |
| 6 | 1:36.544 | +1.626 | 17:37:36.752 |
| 7 | 1:36.678 | +1.760 | 17:39:13.430 |
| 8 | 1:39.303 | +4.385 | 17:40:52.733 |

| Lap | Lap Tm | Diff | Time of Day |
|----------------------------|----------|--------|--------------|
| (56) Steve Bradbury | | | |
| 1 | 1:42.837 | +8.277 | 17:29:43.220 |
| 2 | 1:37.013 | +2.453 | 17:31:20.233 |
| 3 | 1:37.538 | +2.978 | 17:32:57.771 |
| 4 | 1:35.587 | +1.027 | 17:34:33.358 |

| Lap | Lap Tm | Diff | Time of Day |
|-----|-----------------|--------|--------------|
| 5 | 1:36.099 | +1.539 | 17:36:09.457 |
| 6 | 1:34.560 | | 17:37:44.017 |
| 7 | 1:36.223 | +1.663 | 17:39:20.240 |
| 8 | 1:36.485 | +1.925 | 17:40:56.725 |

| Lap | Lap Tm | Diff | Time of Day |
|-----------------------------|-----------------|--------|--------------|
| (7) Duncan MacMillan | | | |
| 1 | 1:41.502 | +5.244 | 17:29:41.833 |
| 2 | 1:36.360 | +0.102 | 17:31:18.193 |
| 3 | 1:36.496 | +0.238 | 17:32:54.689 |
| 4 | 1:36.346 | +0.088 | 17:34:31.035 |
| 5 | 1:36.258 | | 17:36:07.293 |
| 6 | 1:36.368 | +0.110 | 17:37:43.661 |
| 7 | 1:36.879 | +0.621 | 17:39:20.540 |
| 8 | 1:37.493 | +1.235 | 17:40:58.033 |

| Lap | Lap Tm | Diff | Time of Day |
|-------------------------|-----------------|--------|--------------|
| (5) Mick Everitt | | | |
| 1 | 1:42.082 | +6.243 | 17:29:42.113 |
| 2 | 1:37.079 | +1.240 | 17:31:19.192 |
| 3 | 1:36.374 | +0.535 | 17:32:55.566 |
| 4 | 1:37.108 | +1.269 | 17:34:32.674 |
| 5 | 1:36.650 | +0.811 | 17:36:09.324 |
| 6 | 1:36.751 | +0.912 | 17:37:46.075 |
| 7 | 1:36.387 | +0.548 | 17:39:22.462 |
| 8 | 1:35.839 | | 17:40:58.301 |

| Lap | Lap Tm | Diff | Time of Day |
|-------------------------|-----------------|--------|--------------|
| (35) Tony Hughes | | | |
| 1 | 1:41.889 | +5.764 | 17:29:41.453 |
| 2 | 1:37.019 | +0.894 | 17:31:18.472 |
| 3 | 1:36.721 | +0.596 | 17:32:55.193 |
| 4 | 1:36.125 | | 17:34:31.318 |
| 5 | 1:36.237 | +0.112 | 17:36:07.555 |
| 6 | 1:36.549 | +0.424 | 17:37:44.104 |
| 7 | 1:37.270 | +1.145 | 17:39:21.374 |
| 8 | 1:37.655 | +1.530 | 17:40:59.029 |

| Lap | Lap Tm | Diff | Time of Day |
|------------------------|-----------------|---------|--------------|
| (64) Bob Docker | | | |
| 1 | 1:46.699 | +11.346 | 17:29:47.369 |
| 2 | 1:38.089 | +2.736 | 17:31:25.458 |
| 3 | 1:37.910 | +2.557 | 17:33:03.368 |
| 4 | 1:35.353 | | 17:34:38.721 |
| 5 | 1:36.302 | +0.949 | 17:36:15.023 |
| 6 | 1:37.124 | +1.771 | 17:37:52.147 |
| 7 | 1:37.302 | +1.949 | 17:39:29.449 |
| 8 | 1:37.027 | +1.674 | 17:41:06.476 |

| Lap | Lap Tm | Diff | Time of Day |
|------------------------|-----------------|---------|--------------|
| (14) Brad Davey | | | |
| 1 | 1:40.932 | +4.643 | 17:29:40.830 |
| 2 | 1:36.821 | +0.532 | 17:31:17.651 |
| 3 | 1:36.397 | +0.108 | 17:32:54.048 |
| 4 | 1:36.289 | | 17:34:30.337 |
| 5 | 1:36.320 | +0.031 | 17:36:06.657 |
| 6 | 1:37.178 | +0.889 | 17:37:43.835 |
| 7 | 1:37.253 | +0.964 | 17:39:21.088 |
| 8 | 1:46.422 | +10.133 | 17:41:07.510 |

| Lap | Lap Tm | Diff | Time of Day |
|------------------------------|-----------------|--------|--------------|
| (51) Leigh Hutchinson | | | |
| 1 | 1:43.719 | +6.281 | 17:29:45.210 |
| 2 | 1:39.258 | +1.820 | 17:31:24.468 |
| 3 | 1:38.896 | +1.458 | 17:33:03.364 |
| 4 | 1:37.438 | | 17:34:40.802 |
| 5 | 1:37.824 | +0.386 | 17:36:18.626 |
| 6 | 1:37.902 | +0.464 | 17:37:56.528 |
| 7 | 1:38.017 | +0.579 | 17:39:34.545 |
| 8 | 1:38.375 | +0.937 | 17:41:12.920 |

| Lap | Lap Tm | Diff | Time of Day |
|---------------------------|--------|------|-------------|
| (115) Keith Warren | | | |

| Lap | Lap Tm | Diff | Time of Day |
|-----|-----------------|--------|--------------|
| 1 | 1:46.655 | +8.567 | 17:29:47.230 |
| 2 | 1:38.984 | +0.896 | 17:31:26.214 |
| 3 | 1:38.088 | | 17:33:04.302 |
| 4 | 1:39.114 | +1.026 | 17:34:43.416 |
| 5 | 1:39.072 | +0.984 | 17:36:22.488 |
| 6 | 1:39.166 | +1.078 | 17:38:01.654 |
| 7 | 1:39.411 | +1.323 | 17:39:41.065 |
| 8 | 1:41.095 | +3.007 | 17:41:22.160 |

| Lap | Lap Tm | Diff | Time of Day |
|-------------------------|-----------------|--------|--------------|
| (6) Garry Coombs | | | |
| 1 | 1:46.117 | +7.674 | 17:29:46.727 |
| 2 | 1:41.712 | +3.269 | 17:31:28.439 |
| 3 | 1:39.454 | +1.011 | 17:33:07.893 |
| 4 | 1:38.985 | +0.542 | 17:34:46.878 |
| 5 | 1:39.586 | +1.143 | 17:36:26.464 |
| 6 | 1:38.443 | | 17:38:04.907 |
| 7 | 1:38.504 | +0.061 | 17:39:43.411 |
| 8 | 1:40.038 | +1.595 | 17:41:23.449 |

| Lap | Lap Tm | Diff | Time of Day |
|---------------------------|-----------------|--------|--------------|
| (45) Andrew Castle | | | |
| 1 | 1:51.892 | +5.380 | 17:29:53.025 |
| 2 | 1:47.147 | +0.635 | 17:31:40.172 |
| 3 | 1:46.512 | | 17:33:26.684 |
| 4 | 1:49.055 | +2.543 | 17:35:15.739 |
| 5 | 1:50.482 | +3.970 | 17:37:06.221 |
| 6 | 1:49.856 | +3.344 | 17:38:56.077 |
| 7 | 1:49.433 | +2.921 | 17:40:45.510 |

| Lap | Lap Tm | Diff | Time of Day |
|-------------------------|-----------------|--------|--------------|
| (46) James Flood | | | |
| 1 | 1:57.788 | +7.723 | 17:29:59.476 |
| 2 | 1:52.787 | +2.722 | 17:31:52.263 |
| 3 | 1:52.135 | +2.070 | 17:33:44.398 |
| 4 | 1:54.047 | +3.982 | 17:35:38.445 |
| 5 | 1:51.174 | +1.109 | 17:37:29.619 |
| 6 | 1:51.365 | +1.300 | 17:39:20.984 |
| 7 | 1:50.065 | | 17:41:11.049 |

| Lap | Lap Tm | Diff | Time of Day |
|----------------------|-----------------|--------|--------------|
| (39) Al Brown | | | |
| 1 | 1:58.198 | +8.422 | 17:30:00.200 |
| 2 | 1:52.927 | +3.151 | 17:31:53.127 |
| 3 | 1:52.659 | +2.883 | 17:33:45.786 |
| 4 | 1:53.168 | +3.392 | 17:35:38.954 |
| 5 | 1:50.805 | +1.029 | 17:37:29.759 |
| 6 | 1:49.776 | | 17:39:19.535 |
| 7 | 1:51.584 | +1.808 | 17:41:11.119 |

| Lap | Lap Tm | Diff | Time of Day |
|---------------------------|-----------------|--------|--------------|
| (88) Andrew Driver | | | |
| 1 | 1:44.358 | +8.219 | 17:29:44.881 |
| 2 | 1:37.710 | +1.571 | 17:31:22.591 |
| 3 | 1:37.545 | +1.406 | 17:33:00.136 |
| 4 | 1:36.153 | +0.014 | 17:34:36.289 |
| 5 | 1:37.641 | +1.502 | 17:36:13.930 |
| 6 | 1:36.139 | | 17:37:50.069 |
| 7 | 1:40.116 | +3.977 | 17:39:30.185 |

Timekeeper:

Race Director:

Weather / Track: Bright - Dry

Results @ www.sportstimingsservices.com

Printed: 28/07/2012 17:50:35





Thundersport GB Rounds 10 & 11

HEL Performance Streetfighters Rockingham International 1.940 Miles


Mega Laps Merge

| Pos | No. | Name | Class | Overall BestTm | R1. Best Tm | R2. Best Tm | R3. Best Tm | Diff |
|-----|-----|------------------|-------|----------------|-------------|-------------|-------------|--------|
| 1 | 121 | Martin Stanier | A | 1:30.771 | 1:30.798 | 1:30.771 | 1:31.691 | |
| 2 | 9 | Reece Rothwell | A | 1:30.866 | 1:31.201 | 1:30.866 | 1:31.881 | 0.095 |
| 3 | 2 | Andrew Plaskitt | A | 1:31.490 | 1:31.717 | 1:31.490 | 1:31.942 | 0.719 |
| 4 | 17 | Ian Popplewell | B | 1:32.349 | 1:32.349 | 1:32.804 | 1:32.484 | 1.578 |
| 5 | 12 | Michael Russell | A | 1:32.805 | 1:32.805 | 1:35.427 | | 2.034 |
| 6 | 32 | Adam Palfreman | B | 1:33.338 | 1:36.202 | 1:33.338 | 1:34.918 | 2.567 |
| 7 | 11 | Gordon Wright | A | 1:34.152 | 1:34.906 | 1:34.152 | 1:34.288 | 3.381 |
| 8 | 56 | Steve Bradbury | A | 1:34.560 | 1:36.550 | 1:35.192 | 1:34.560 | 3.789 |
| 9 | 64 | Bob Docker | B | 1:35.353 | 1:37.151 | 1:36.835 | 1:35.353 | 4.582 |
| 10 | 14 | Brad Davey | C | 1:35.655 | 1:36.571 | 1:35.655 | 1:36.289 | 4.884 |
| 11 | 88 | Andrew Driver | C | 1:35.711 | 1:37.528 | 1:35.711 | 1:36.139 | 4.940 |
| 12 | 35 | Tony Hughes | C | 1:35.817 | 1:36.394 | 1:35.817 | 1:36.125 | 5.046 |
| 13 | 5 | Mick Everitt | C | 1:35.839 | 1:37.303 | 1:37.191 | 1:35.839 | 5.068 |
| 14 | 7 | Duncan MacMillan | C | 1:36.258 | 1:38.382 | 1:37.519 | 1:36.258 | 5.487 |
| 15 | 115 | Keith Warren | C | 1:37.133 | 1:39.347 | 1:37.133 | 1:38.088 | 6.362 |
| 16 | 51 | Leigh Hutchinson | B | 1:37.438 | 1:41.372 | 1:40.209 | 1:37.438 | 6.667 |
| 17 | 6 | Garry Coombs | A | 1:38.443 | 1:38.476 | 1:38.578 | 1:38.443 | 7.672 |
| 18 | 45 | Andrew Castle | B | 1:46.405 | 1:49.539 | 1:46.405 | 1:46.512 | 15.634 |
| 19 | 39 | Al Brown | B | 1:49.776 | 1:53.661 | 1:52.428 | 1:49.776 | 19.005 |
| 20 | 46 | James Flood | C | 1:49.897 | 1:50.225 | 1:49.897 | 1:50.065 | 19.126 |



Thundersport GB Rounds 10 & 11

HEL Performance Streetfighters Rockingham International 1.940 Miles
 Race 9 & 18 Sunday 29/07/2012
 Race (8 Laps)




POLE POSITION

| | 1 | 2 | 3 | 4 |
|---|-----|----|-----|----|
| 1 | 121 | 9 | 2 | 17 |
| 2 | 12 | 32 | 11 | 56 |
| 3 | 64 | 14 | 88 | 35 |
| 4 | 5 | 7 | 115 | 51 |
| 5 | 6 | 45 | 39 | 46 |



Thundersport GB Rounds 10 & 11

HEL Performance Streetfighters Rockingham International 1.940 Miles
 Race 9 & 18 Sunday 29/07/2012
 Race (8 Laps)



POLE POSITION

| | | | | |
|----------|--|---|---|---|
| 1 | 1 121 M. Stanier 1:30.771 | 2 9 Reece Rothwell 1:30.866 | 3 2 Andrew Plaskitt 1:31.490 | 4 17 Ian Popplewell 1:32.349 |
| 2 | 5 12 Michael Russell 1:32.805 | 6 32 A. Palfreman 1:33.338 | 7 11 Gordon Wright 1:34.152 | 8 56 S. Bradbury 1:34.560 |
| 3 | 9 64 Bob Docker 1:35.353 | 10 14 Brad Davey 1:35.655 | 11 88 Andrew Driver 1:35.711 | 12 35 Tony Hughes 1:35.817 |
| 4 | 13 5 Mick Everitt 1:35.839 | 14 7 D. MacMillan 1:36.258 | 15 115 Keith Warren 1:37.133 | 16 51 L. Hutchinson 1:37.438 |
| 5 | 17 6 Garry Coombs 1:38.443 | 18 45 Andrew Castle 1:46.405 | 19 39 Al Brown 1:49.776 | 20 46 James Flood 1:49.897 |

Timekeeper:

Race Director:

Weather / Track:

Results @ www.sportstimeservices.com

Printed: 28/07/2012 17:53:48





Thundersport GB Rounds 10 & 11

Sorted on Best Lap time

Warmup
 Golden Era & Streetfighters
 Practice started at 9:47:07

Rockingham International 1.940 Miles

29/07/2012 09:47

| Pos | No. | Name | Class | Bike | CC | Best Tm | In Lap | Diff | 2nd Best | 2nd Lap |
|-------------------|-----|------------------|------------|----------|--------|----------|--------|--------|----------|---------|
| A | | | | | | | | | | |
| 1 | 9 | Reece Rothwell | A | Triumph | 675 A | 1:31.954 | 5 | | 1:32.408 | 4 |
| 2 | 121 | Martin Stanier | A | Suzuki | 750 A | 1:33.878 | 3 | 1.924 | 1:35.895 | 2 |
| 3 | 2 | Andrew Plaskitt | A | Suzuki | 750 A | 1:34.815 | 6 | 2.861 | 1:34.922 | 4 |
| 4 | 12 | Michael Russell | A | Suzuki | 750 A | 1:34.933 | 4 | 2.979 | 1:35.599 | 3 |
| 5 | 11 | Gordon Wright | A | KTM | 990 A | 1:37.440 | 3 | 5.486 | 1:38.965 | 2 |
| 6 | 56 | Steve Bradbury | A | Aprilia | 1000 A | 1:39.004 | 6 | 7.050 | 1:39.930 | 4 |
| 7 | 6 | Garry Coombs | A | Triumph | 675 A | 1:43.693 | 3 | 11.739 | 1:44.240 | 4 |
| B | | | | | | | | | | |
| 1 | 17 | Ian Popplewell | B | Triumph | 675 B | 1:33.658 | 4 | | 1:33.919 | 3 |
| 2 | 51 | Leigh Hutchinson | B | Kawasaki | 650 B | 1:40.693 | 4 | 7.035 | 1:41.775 | 3 |
| 3 | 45 | Andrew Castle | B | Honda | 600 B | 1:49.343 | 3 | 15.685 | 1:51.379 | 5 |
| 4 | 39 | Al Brown | B | Yamaha | 600 B | 1:52.395 | 2 | 18.737 | 1:52.763 | 3 |
| C | | | | | | | | | | |
| 1 | 115 | Keith Warren | C | Aprilia | 550 C | 1:37.534 | 3 | | 1:37.978 | 4 |
| 2 | 35 | Tony Hughes | C | KTM | 690 C | 1:39.570 | 4 | 2.036 | 1:42.319 | 5 |
| 3 | 7 | Duncan MacMillan | C | KTM | 690 C | 1:40.004 | 4 | 2.470 | 1:40.431 | 3 |
| 4 | 88 | Andrew Driver | C | MZ | 690 C | 1:40.008 | 6 | 2.474 | 1:40.095 | 4 |
| 5 | 14 | Brad Davey | C | Aprilia | 550 C | 1:49.882 | 1 | 12.348 | | 0 |
| 6 | 46 | James Flood | C | KTM | 690 C | 1:51.768 | 5 | 14.234 | 1:55.322 | 4 |
| Golden Era | | | | | | | | | | |
| 1 | 13 | Richard Blunt | Golden Era | Suzuki | 750 | 1:32.898 | 5 | | 1:33.124 | 4 |
| 2 | 3 | Louis Dawson | Golden Era | Ducati | 748 | 1:32.968 | 4 | 0.070 | 1:33.224 | 6 |
| 3 | 57 | Rob Wilson | Golden Era | Kawasaki | 750 | 1:33.083 | 4 | 0.185 | 1:33.209 | 3 |
| 4 | 16 | Craig Jeff | Golden Era | Aprilia | 1000 | 1:34.011 | 6 | 1.113 | 1:36.154 | 5 |
| 5 | 6 | Nick Williamson | Golden Era | Honda | 1000 | 1:34.464 | 5 | 1.566 | 1:34.894 | 4 |
| 6 | 77 | Lee Reveley | Golden Era | Aprilia | 1000 | 1:34.496 | 6 | 1.598 | 1:34.588 | 5 |
| 7 | 67 | Matt Wildee | Golden Era | Triumph | 955 | 1:35.895 | 3 | 2.997 | 1:37.198 | 2 |
| 8 | 62 | Jason Dixon | Golden Era | Suzuki | 750 | 1:38.681 | 6 | 5.783 | 1:40.208 | 2 |
| 9 | 64 | Adam Palfreman | Golden Era | Honda | 1000 | 1:40.805 | 2 | 7.907 | 1:43.183 | 1 |
| 10 | 66 | Paul Maxfield | Golden Era | Aprilia | 1000 | 1:41.024 | 5 | 8.126 | 1:42.322 | 4 |
| 11 | 81 | Marcel Brinkmann | Golden Era | Aprilia | 1000 | 1:41.880 | 5 | 8.982 | 1:41.885 | 4 |
| 12 | 94 | Phil Page | Golden Era | Kawasaki | 750 | 1:43.296 | 5 | 10.398 | 1:44.786 | 4 |
| 13 | 51 | Charlie Flett | Golden Era | Aprilia | 1000 | 1:44.358 | 4 | 11.460 | 1:45.593 | 2 |



Thundersport GB Rounds 10 & 11

Sorted on Laps

HEL Performance Streetfighters Rockingham International 1.940 Miles
 Race 9 29/07/2012 14:00
 Race (8 Laps) started at 14:00:01

| Pos | No. | Name | Class | Bike | CC | Laps | Total Tm | Diff | Best Tm | In Lap |
|----------------|-----|------------------|-------|----------|--------|------|----------|--------|----------|--------------|
| 1 | 12 | Michael Russell | A | Suzuki | 750 A | 5 | 7:55.411 | | 1:33.002 | 4 |
| 2 | 32 | Adam Palfreman | B | Suzuki | 650 B | 5 | 8:13.184 | 17.773 | 1:35.615 | 2 |
| 3 | 17 | Ian Popplewell | B | Triumph | 675 B | 5 | 8:13.974 | 18.563 | 1:35.899 | 2 |
| 4 | 7 | Duncan MacMillan | C | KTM | 690 C | 5 | 8:16.903 | 21.492 | 1:36.780 | 4 |
| 5 | 14 | Brad Davey | C | Aprilia | 550 C | 5 | 8:17.071 | 21.660 | 1:36.878 | 2 |
| 6 | 56 | Steve Bradbury | A | Aprilia | 1000 A | 5 | 8:17.761 | 22.350 | 1:36.154 | 4 |
| 7 | 115 | Keith Warren | C | Aprilia | 550 C | 5 | 8:38.462 | 43.051 | 1:40.380 | 4 |
| 8 | 51 | Leigh Hutchinson | B | Kawasaki | 650 B | 5 | 8:39.137 | 43.726 | 1:40.547 | 2 |
| 9 | 88 | Andrew Driver | C | MZ | 690 C | 5 | 8:43.927 | 48.516 | 1:40.519 | 2 |
| 10 | 5 | Mick Everitt | C | KTM | 660 C | 5 | 8:49.055 | 53.644 | 1:42.670 | 3 |
| 11 | 45 | Andrew Castle | B | Honda | 600 B | 4 | 7:47.783 | 1 Lap | 1:53.671 | 2 A.B |
| 12 | 39 | Al Brown | B | Yamaha | 600 B | 4 | 7:48.913 | 1 Lap | 1:53.006 | 2 C |
| 13 | 6 | Garry Coombs | A | Triumph | 675 A | 4 | 7:51.006 | 1 Lap | 1:54.627 | 4 |
| Not classified | | | | | | | | | | |
| DNF | 121 | Martin Stanier | A | Suzuki | 750 A | 5 | 7:51.230 | DNF | 1:32.509 | 2 |
| DNF | 2 | Andrew Plaskitt | A | Suzuki | 750 A | 5 | 7:54.904 | DNF | 1:32.754 | 4 |
| DNF | 35 | Tony Hughes | C | KTM | 690 C | 5 | 8:13.057 | DNF | 1:36.315 | 3 |
| DNF | 9 | Reece Rothwell | A | Triumph | 675 A | 4 | 6:22.968 | DNF | 1:33.007 | 2 |
| DNF | 11 | Gordon Wright | A | KTM | 990 A | 4 | 6:49.347 | DNF | 1:37.797 | 4 |
| DNF | 64 | Bob Docker | B | Suzuki | 600 B | 4 | 7:04.124 | DNF | 1:39.538 | 3 |
| DNF | 46 | James Flood | C | KTM | 690 C | | 6.802 | DNF | | 0 |

110% Time - A = 8:42.952, B = 9:02.502, C = 9:06.593

| Margin of Victory | Avg. Speed | Best Lap Tm | Best Speed | Best Lap by |
|-------------------|------------|-------------|------------|----------------------|
| 17.773 | 73.452 | 1:33.002 | 75.095 | 12 - Michael Russell |

Timekeeper:

Race Director:
 Weather / Track: Cloudy - Dry
 Results @ www.sportstimingsservices.com
 Printed: 29/07/2012 14:14:40





Thundersport GB Rounds 10 & 11

Lapchart

HEL Performance Streetfighters

Rockingham International 1.940 Miles

Race 9

29/07/2012 14:00

Race (8 Laps) started at 14:00:01



| Competitors | Laps | | | | | | | | |
|-----------------------|------|-----|-----|-----|-----|-----|-----|--|--|
| | 0 | 1 | 2 | 3 | 4 | 5 | | | |
| Martin Stanier (121) | 1 | 121 | 121 | 121 | 121 | 121 | 121 | | |
| Reece Rothwell (9) | 2 | 9 | 2 | 9 | 9 | 2 | 2 | | |
| Ian Popplewell (17) | 3 | 17 | 9 | 2 | 2 | 12 | 12 | | |
| Andrew Plaskitt (2) | 4 | 2 | 12 | 12 | 12 | 9 | 35 | | |
| Michael Russell (12) | 5 | 12 | 17 | 17 | 17 | 17 | 32 | | |
| Adam Palfreman (32) | 6 | 32 | 32 | 32 | 32 | 32 | 17 | | |
| Steve Bradbury (56) | 7 | 56 | 35 | 35 | 35 | 35 | 7 | | |
| Tony Hughes (35) | 8 | 35 | 7 | 7 | 56 | 56 | 14 | | |
| Brad Davey (14) | 9 | 14 | 56 | 56 | 7 | 7 | 56 | | |
| Andrew Driver (88) | 10 | 88 | 14 | 14 | 14 | 14 | 115 | | |
| Bob Docker (64) | 11 | 64 | 64 | 88 | 88 | 11 | 51 | | |
| Mick Everitt (5) | 12 | 5 | 88 | 51 | 11 | 51 | 88 | | |
| Duncan MacMillan (7) | 13 | 7 | 51 | 11 | 51 | 88 | 5 | | |
| Leigh Hutchinson (51) | 14 | 51 | 115 | 64 | 64 | 115 | | | |
| Keith Warren (115) | 15 | 115 | 5 | 115 | 115 | 5 | | | |
| Garry Coombs (6) | 16 | 6 | 11 | 5 | 5 | 64 | | | |
| Andrew Castle (45) | 17 | 45 | 6 | 6 | 45 | 45 | | | |
| Al Brown (39) | 18 | 39 | 45 | 45 | 39 | 39 | | | |
| James Flood (46) | 19 | 46 | 39 | 39 | 6 | 6 | | | |
| Gordon Wright (11) | 20 | 11 | | | | | | | |

Timekeeper:
 Race Director:
 Weather / Track: Cloudy - Dry
 Results @ www.sportstimeservices.com
 Printed: 29/07/2012 14:22:00





Thundersport GB Rounds 10 & 11

HEL Performance Streetfighters Rockingham International 1.940 Miles

Race 9 29/07/2012 14:00

Race (8 Laps) started at 14:00:01

| Lap | Lap Tm | Diff | Time of Day |
|------------------------------|-----------------|--------|--------------|
| (12) Michael Russell | | | |
| 1 | 1:38.435 | +5.433 | 14:01:44.197 |
| 2 | 1:33.198 | +0.196 | 14:03:17.395 |
| 3 | 1:33.225 | +0.223 | 14:04:50.620 |
| 4 | 1:33.002 | | 14:06:23.622 |
| 5 | 1:33.534 | +0.532 | 14:07:57.156 |
| (32) Adam Palfreman | | | |
| 1 | 1:39.490 | +3.875 | 14:01:45.502 |
| 2 | 1:35.615 | | 14:03:21.117 |
| 3 | 1:36.743 | +1.128 | 14:04:57.860 |
| 4 | 1:36.758 | +1.143 | 14:06:34.618 |
| 5 | 1:40.311 | +4.696 | 14:08:14.929 |
| (17) Ian Poplewell | | | |
| 1 | 1:39.148 | +3.249 | 14:01:44.435 |
| 2 | 1:35.899 | | 14:03:20.334 |
| 3 | 1:36.588 | +0.689 | 14:04:56.922 |
| 4 | 1:37.111 | +1.212 | 14:06:34.033 |
| 5 | 1:41.686 | +5.787 | 14:08:15.719 |
| (7) Duncan MacMillan | | | |
| 1 | 1:40.098 | +3.318 | 14:01:46.950 |
| 2 | 1:37.089 | +0.309 | 14:03:24.039 |
| 3 | 1:38.399 | +1.619 | 14:05:02.438 |
| 4 | 1:36.780 | | 14:06:39.218 |
| 5 | 1:39.430 | +2.650 | 14:08:18.648 |
| (14) Brad Davey | | | |
| 1 | 1:41.869 | +4.991 | 14:01:48.212 |
| 2 | 1:36.878 | | 14:03:25.090 |
| 3 | 1:37.349 | +0.471 | 14:05:02.439 |
| 4 | 1:37.322 | +0.444 | 14:06:39.761 |
| 5 | 1:39.055 | +2.177 | 14:08:18.816 |
| (56) Steve Bradbury | | | |
| 1 | 1:41.085 | +4.931 | 14:01:47.107 |
| 2 | 1:37.175 | +1.021 | 14:03:24.282 |
| 3 | 1:36.245 | +0.091 | 14:05:00.527 |
| 4 | 1:36.154 | | 14:06:36.681 |
| 5 | 1:42.825 | +6.671 | 14:08:19.506 |
| (115) Keith Warren | | | |
| 1 | 1:45.958 | +5.578 | 14:01:53.129 |
| 2 | 1:42.526 | +2.146 | 14:03:35.655 |
| 3 | 1:40.386 | +0.006 | 14:05:16.041 |
| 4 | 1:40.380 | | 14:06:56.421 |
| 5 | 1:43.786 | +3.406 | 14:08:40.207 |
| (51) Leigh Hutchinson | | | |
| 1 | 1:44.930 | +4.383 | 14:01:52.073 |
| 2 | 1:40.547 | | 14:03:32.620 |
| 3 | 1:41.731 | +1.184 | 14:05:14.351 |
| 4 | 1:40.735 | +0.188 | 14:06:55.086 |
| 5 | 1:45.796 | +5.249 | 14:08:40.882 |
| (88) Andrew Driver | | | |
| 1 | 1:43.520 | +3.001 | 14:01:49.937 |
| 2 | 1:40.519 | | 14:03:30.456 |
| 3 | 1:42.670 | +2.151 | 14:05:13.126 |
| 4 | 1:43.082 | +2.563 | 14:06:56.208 |
| 5 | 1:49.464 | +8.945 | 14:08:45.672 |
| (5) Mick Everitt | | | |
| 1 | 1:46.414 | +3.744 | 14:01:53.184 |

| Lap | Lap Tm | Diff | Time of Day |
|-----------------------------|-----------------|---------|--------------|
| 2 | 1:42.799 | +0.129 | 14:03:35.983 |
| 3 | 1:42.670 | | 14:05:18.653 |
| 4 | 1:44.937 | +2.267 | 14:07:03.590 |
| 5 | 1:47.210 | +4.540 | 14:08:50.800 |
| (45) Andrew Castle | | | |
| 1 | 1:56.363 | +2.692 | 14:02:04.163 |
| 2 | 1:53.671 | | 14:03:57.834 |
| 3 | 1:56.852 | +3.181 | 14:05:54.686 |
| 4 | 1:54.842 | +1.171 | 14:07:49.528 |
| (39) Al Brown | | | |
| 1 | 1:57.418 | +4.412 | 14:02:05.705 |
| 2 | 1:53.006 | | 14:03:58.711 |
| 3 | 1:57.374 | +4.368 | 14:05:56.085 |
| 4 | 1:54.573 | +1.567 | 14:07:50.658 |
| (6) Garry Coombs | | | |
| 1 | 1:54.641 | +0.014 | 14:02:01.998 |
| 2 | 1:55.361 | +0.734 | 14:03:57.359 |
| 3 | 2:00.765 | +6.138 | 14:05:58.124 |
| 4 | 1:54.627 | | 14:07:52.751 |
| (121) Martin Stanier | | | |
| 1 | 1:36.259 | +3.750 | 14:01:41.385 |
| 2 | 1:32.509 | | 14:03:13.894 |
| 3 | 1:33.150 | +0.641 | 14:04:47.044 |
| 4 | 1:32.757 | +0.248 | 14:06:19.801 |
| 5 | 1:33.174 | +0.665 | 14:07:52.975 |
| (2) Andrew Plaskitt | | | |
| 1 | 1:37.638 | +4.884 | 14:01:43.091 |
| 2 | 1:33.761 | +1.007 | 14:03:16.852 |
| 3 | 1:33.637 | +0.883 | 14:04:50.489 |
| 4 | 1:32.754 | | 14:06:23.243 |
| 5 | 1:33.406 | +0.652 | 14:07:56.649 |
| (35) Tony Hughes | | | |
| 1 | 1:39.454 | +3.139 | 14:01:45.700 |
| 2 | 1:36.540 | +0.225 | 14:03:22.240 |
| 3 | 1:36.315 | | 14:04:58.555 |
| 4 | 1:36.758 | +0.443 | 14:06:35.313 |
| 5 | 1:39.489 | +3.174 | 14:08:14.802 |
| (9) Reece Rothwell | | | |
| 1 | 1:38.540 | +5.533 | 14:01:43.682 |
| 2 | 1:33.007 | | 14:03:16.689 |
| 3 | 1:33.534 | +0.527 | 14:04:50.223 |
| 4 | 1:34.490 | +1.483 | 14:06:24.713 |
| (11) Gordon Wright | | | |
| 1 | 1:44.673 | +6.876 | 14:01:55.402 |
| 2 | 1:39.043 | +1.246 | 14:03:34.445 |
| 3 | 1:38.850 | +1.053 | 14:05:13.295 |
| 4 | 1:37.797 | | 14:06:51.092 |
| (64) Bob Docker | | | |
| 1 | 1:42.036 | +2.498 | 14:01:48.525 |
| 2 | 1:46.723 | +7.185 | 14:03:35.248 |
| 3 | 1:39.538 | | 14:05:14.786 |
| 4 | 1:51.083 | +11.545 | 14:07:05.869 |



Thundersport GB Rounds 10 & 11

Sorted on Laps

HEL Performance Streetfighters Rockingham International 1.940 Miles
 Race 18 29/07/2012 17:00
 Race (8 Laps) started at 17:00:20

| Pos | No. | Name | Class | Bike | CC | Laps | Total Tm | Diff | Best Tm | In Lap |
|-----|-----|------------------|-------|----------|--------|------|-----------|----------|----------|--------|
| 1 | 12 | Michael Russell | A | Suzuki | 750 A | 8 | 12:25.440 | | 1:31.142 | 5 |
| 2 | 121 | Martin Stanier | A | Suzuki | 750 A | 8 | 12:28.408 | 2.968 | 1:31.847 | 5 |
| 3 | 9 | Reece Rothwell | A | Triumph | 675 A | 8 | 12:30.695 | 5.255 | 1:32.439 | 6 |
| 4 | 17 | Ian Popplewell | B | Triumph | 675 B | 8 | 12:34.683 | 9.243 | 1:32.886 | 2 |
| 5 | 11 | Gordon Wright | A | KTM | 990 A | 8 | 12:49.079 | 23.639 | 1:34.048 | 6 |
| 6 | 32 | Adam Palfreman | B | Suzuki | 650 B | 8 | 12:50.656 | 25.216 | 1:34.265 | 2 |
| 7 | 7 | Duncan MacMillan | C | KTM | 690 C | 8 | 12:58.746 | 33.306 | 1:35.146 | 7 |
| 8 | 35 | Tony Hughes | C | KTM | 690 C | 8 | 12:58.806 | 33.366 | 1:35.330 | 7 |
| 9 | 14 | Brad Davey | C | Aprilia | 550 C | 8 | 13:00.472 | 35.032 | 1:35.500 | 7 |
| 10 | 56 | Steve Bradbury | A | Aprilia | 1000 A | 8 | 13:05.466 | 40.026 | 1:35.513 | 2 |
| 11 | 64 | Bob Docker | B | Suzuki | 600 B | 8 | 13:07.469 | 42.029 | 1:36.656 | 3 |
| 12 | 115 | Keith Warren | C | Aprilia | 550 C | 8 | 13:11.354 | 45.914 | 1:36.819 | 5 |
| 13 | 51 | Leigh Hutchinson | B | Kawasaki | 650 B | 8 | 13:16.139 | 50.699 | 1:37.134 | 5 |
| 14 | 6 | Garry Coombs | A | Triumph | 675 A | 8 | 13:39.895 | 1:14.455 | 1:39.994 | 8 |
| 15 | 45 | Andrew Castle | B | Honda | 600 B | 7 | 12:46.864 | 1 Lap | 1:46.978 | 7 |
| 16 | 39 | Al Brown | B | Yamaha | 600 B | 7 | 13:04.287 | 1 Lap | 1:48.907 | 6 |

Not classified

| | | | | | | | | | | |
|-----|----|---------------|---|-----|-------|---|-----------|-----|----------|---|
| DNF | 46 | James Flood | C | KTM | 690 C | 6 | 11:00.518 | DNF | 1:47.394 | 5 |
| DNF | 88 | Andrew Driver | C | MZ | 690 C | 3 | 5:01.578 | DNF | 1:36.262 | 3 |

110% Time - A=13:39.984, B=13:50.151, C=14:16.621

| Margin of Victory | Avg. Speed | Best Lap Tm | Best Speed | Best Lap by |
|-------------------|------------|-------------|------------|----------------------|
| 2.968 | 74.952 | 1:31.142 | 76.628 | 12 - Michael Russell |

Timekeeper:

Race Director:

Weather / Track: Cloudy - Dry
 Results @ www.sportstimingsservices.com
 Printed: 29/07/2012 17:14:13





Thundersport GB Rounds 10 & 11

Lapchart

HEL Performance Streetfighters Rockingham International 1.940 Miles

Race 18 29/07/2012 17:00

Race (8 Laps) started at 17:00:20

| Competitors | Laps | | | | | | | | | |
|-----------------------|------|-----|-----|-----|-----|-----|-----|-----|-----|-----|
| | 0 | 1 | 2 | 3 | 4 | 5 | 6 | 7 | 8 | |
| Martin Stanier (121) | 1 | 121 | 9 | 12 | 12 | 12 | 12 | 12 | 12 | 12 |
| Reece Rothwell (9) | 2 | 9 | 12 | 9 | 121 | 121 | 121 | 121 | 121 | 121 |
| Ian Popplewell (17) | 3 | 17 | 121 | 121 | 9 | 9 | 9 | 9 | 9 | 9 |
| Michael Russell (12) | 4 | 12 | 17 | 17 | 17 | 17 | 17 | 17 | 17 | 17 |
| Adam Palfreman (32) | 5 | 32 | 32 | 32 | 32 | 32 | 32 | 11 | 11 | |
| Steve Bradbury (56) | 6 | 56 | 56 | 11 | 11 | 11 | 11 | 11 | 32 | 32 |
| Gordon Wright (11) | 7 | 11 | 11 | 56 | 56 | 7 | 7 | 7 | 7 | 7 |
| Brad Davey (14) | 8 | 14 | 35 | 7 | 7 | 35 | 35 | 35 | 35 | 35 |
| Tony Hughes (35) | 9 | 35 | 14 | 35 | 35 | 14 | 14 | 14 | 14 | 14 |
| Andrew Driver (88) | 10 | 88 | 7 | 14 | 14 | 56 | 56 | 56 | 56 | 56 |
| Bob Docker (64) | 11 | 64 | 88 | 88 | 88 | 64 | 64 | 64 | 64 | 64 |
| Duncan MacMillan (7) | 12 | 7 | 115 | 64 | 64 | 115 | 115 | 115 | 115 | 115 |
| Keith Warren (115) | 13 | 115 | 64 | 115 | 115 | 51 | 51 | 51 | 51 | 51 |
| Leigh Hutchinson (51) | 14 | 51 | 51 | 51 | 51 | 6 | 6 | 6 | 6 | 6 |
| Garry Coombs (6) | 15 | 6 | 6 | 6 | 6 | 45 | 45 | 45 | 45 | |
| Andrew Castle (45) | 16 | 45 | 45 | 45 | 45 | 46 | 46 | 46 | 39 | |
| James Flood (46) | 17 | 46 | 46 | 46 | 46 | 39 | 39 | 39 | | |
| Al Brown (39) | 18 | 39 | 39 | 39 | 39 | | | | | |



Thundersport GB Rounds 10 & 11

HEL Performance Streetfighters

Rockingham International 1.940 Miles

Race 18

29/07/2012 17:00

Race (8 Laps) started at 17:00:20

| Lap | Lap Tm | Diff | Time of Day |
|-----------------------------|-----------------|--------|--------------|
| (12) Michael Russell | | | |
| 1 | 1:36.026 | +4.884 | 17:02:01.027 |
| 2 | 1:31.997 | +0.855 | 17:03:33.024 |
| 3 | 1:31.595 | +0.453 | 17:05:04.619 |
| 4 | 1:32.051 | +0.909 | 17:06:36.670 |
| 5 | 1:31.142 | | 17:08:07.812 |
| 6 | 1:31.952 | +0.810 | 17:09:39.764 |
| 7 | 1:32.270 | +1.128 | 17:11:12.034 |
| 8 | 1:34.041 | +2.899 | 17:12:46.075 |

| Lap | Lap Tm | Diff | Time of Day |
|-----------------------------|-----------------|--------|--------------|
| (121) Martin Stanier | | | |
| 1 | 1:37.563 | +5.716 | 17:02:02.075 |
| 2 | 1:32.125 | +0.278 | 17:03:34.200 |
| 3 | 1:31.885 | +0.038 | 17:05:06.085 |
| 4 | 1:32.501 | +0.654 | 17:06:38.586 |
| 5 | 1:31.847 | | 17:08:10.433 |
| 6 | 1:32.725 | +0.878 | 17:09:43.158 |
| 7 | 1:33.455 | +1.608 | 17:11:16.613 |
| 8 | 1:32.430 | +0.583 | 17:12:49.043 |

| Lap | Lap Tm | Diff | Time of Day |
|---------------------------|-----------------|--------|--------------|
| (9) Reece Rothwell | | | |
| 1 | 1:36.050 | +3.611 | 17:02:00.641 |
| 2 | 1:33.273 | +0.834 | 17:03:33.914 |
| 3 | 1:32.707 | +0.268 | 17:05:06.621 |
| 4 | 1:32.916 | +0.477 | 17:06:39.537 |
| 5 | 1:32.447 | +0.008 | 17:08:11.984 |
| 6 | 1:32.439 | | 17:09:44.423 |
| 7 | 1:33.498 | +1.059 | 17:11:17.921 |
| 8 | 1:33.409 | +0.970 | 17:12:51.330 |

| Lap | Lap Tm | Diff | Time of Day |
|----------------------------|-----------------|--------|--------------|
| (17) Ian Popplewell | | | |
| 1 | 1:37.993 | +5.107 | 17:02:02.736 |
| 2 | 1:32.886 | | 17:03:35.622 |
| 3 | 1:32.913 | +0.027 | 17:05:08.535 |
| 4 | 1:32.941 | +0.055 | 17:06:41.476 |
| 5 | 1:32.983 | +0.097 | 17:08:14.459 |
| 6 | 1:33.385 | +0.499 | 17:09:47.844 |
| 7 | 1:33.259 | +0.373 | 17:11:21.103 |
| 8 | 1:34.215 | +1.329 | 17:12:55.318 |

| Lap | Lap Tm | Diff | Time of Day |
|---------------------------|-----------------|--------|--------------|
| (11) Gordon Wright | | | |
| 1 | 1:40.972 | +6.924 | 17:02:06.483 |
| 2 | 1:34.314 | +0.266 | 17:03:40.797 |
| 3 | 1:35.600 | +1.552 | 17:05:16.397 |
| 4 | 1:35.634 | +1.586 | 17:06:52.031 |
| 5 | 1:34.982 | +0.934 | 17:08:27.013 |
| 6 | 1:34.048 | | 17:10:01.061 |
| 7 | 1:34.287 | +0.239 | 17:11:35.348 |
| 8 | 1:34.366 | +0.318 | 17:13:09.714 |

| Lap | Lap Tm | Diff | Time of Day |
|----------------------------|-----------------|--------|--------------|
| (32) Adam Palfreman | | | |
| 1 | 1:38.266 | +4.001 | 17:02:03.481 |
| 2 | 1:34.265 | | 17:03:37.746 |
| 3 | 1:35.283 | +1.018 | 17:05:13.029 |
| 4 | 1:35.865 | +1.600 | 17:06:48.894 |
| 5 | 1:36.158 | +1.893 | 17:08:25.052 |
| 6 | 1:35.982 | +1.717 | 17:10:01.034 |
| 7 | 1:35.126 | +0.861 | 17:11:36.160 |
| 8 | 1:35.131 | +0.866 | 17:13:11.291 |

| Lap | Lap Tm | Diff | Time of Day |
|-----------------------------|----------|--------|--------------|
| (7) Duncan MacMillan | | | |
| 1 | 1:41.960 | +6.814 | 17:02:08.150 |
| 2 | 1:35.401 | +0.255 | 17:03:43.551 |
| 3 | 1:36.477 | +1.331 | 17:05:20.028 |
| 4 | 1:36.349 | +1.203 | 17:06:56.377 |

| Lap | Lap Tm | Diff | Time of Day |
|-----|-----------------|--------|--------------|
| 5 | 1:36.336 | +1.190 | 17:08:32.713 |
| 6 | 1:35.810 | +0.664 | 17:10:08.523 |
| 7 | 1:35.146 | | 17:11:43.669 |
| 8 | 1:35.712 | +0.566 | 17:13:19.381 |

| Lap | Lap Tm | Diff | Time of Day |
|-------------------------|-----------------|--------|--------------|
| (35) Tony Hughes | | | |
| 1 | 1:41.738 | +6.408 | 17:02:07.377 |
| 2 | 1:36.645 | +1.315 | 17:03:44.022 |
| 3 | 1:36.210 | +0.880 | 17:05:20.232 |
| 4 | 1:36.345 | +1.015 | 17:06:56.577 |
| 5 | 1:36.370 | +1.040 | 17:08:32.947 |
| 6 | 1:35.822 | +0.492 | 17:10:08.769 |
| 7 | 1:35.330 | | 17:11:44.099 |
| 8 | 1:35.342 | +0.012 | 17:13:19.441 |

| Lap | Lap Tm | Diff | Time of Day |
|------------------------|-----------------|--------|--------------|
| (14) Brad Davey | | | |
| 1 | 1:42.256 | +6.756 | 17:02:07.877 |
| 2 | 1:36.586 | +1.086 | 17:03:44.463 |
| 3 | 1:36.263 | +0.763 | 17:05:20.726 |
| 4 | 1:36.314 | +0.814 | 17:06:57.040 |
| 5 | 1:36.457 | +0.957 | 17:08:33.497 |
| 6 | 1:35.725 | +0.225 | 17:10:09.222 |
| 7 | 1:35.500 | | 17:11:44.722 |
| 8 | 1:36.385 | +0.885 | 17:13:21.107 |

| Lap | Lap Tm | Diff | Time of Day |
|----------------------------|-----------------|--------|--------------|
| (56) Steve Bradbury | | | |
| 1 | 1:40.528 | +5.015 | 17:02:05.935 |
| 2 | 1:35.513 | | 17:03:41.448 |
| 3 | 1:35.536 | +0.023 | 17:05:16.984 |
| 4 | 1:41.234 | +5.721 | 17:06:58.218 |
| 5 | 1:37.784 | +2.271 | 17:08:36.002 |
| 6 | 1:36.013 | +0.500 | 17:10:12.015 |
| 7 | 1:36.839 | +1.326 | 17:11:48.854 |
| 8 | 1:37.247 | +1.734 | 17:13:26.101 |

| Lap | Lap Tm | Diff | Time of Day |
|------------------------|-----------------|--------|--------------|
| (64) Bob Docker | | | |
| 1 | 1:43.423 | +6.767 | 17:02:09.278 |
| 2 | 1:37.018 | +0.362 | 17:03:46.296 |
| 3 | 1:36.656 | | 17:05:22.952 |
| 4 | 1:36.929 | +0.273 | 17:06:59.881 |
| 5 | 1:36.727 | +0.071 | 17:08:36.608 |
| 6 | 1:37.239 | +0.583 | 17:10:13.847 |
| 7 | 1:36.998 | +0.342 | 17:11:50.845 |
| 8 | 1:37.259 | +0.603 | 17:13:28.104 |

| Lap | Lap Tm | Diff | Time of Day |
|---------------------------|-----------------|--------|--------------|
| (115) Keith Warren | | | |
| 1 | 1:43.000 | +6.181 | 17:02:09.228 |
| 2 | 1:37.594 | +0.775 | 17:03:46.822 |
| 3 | 1:37.117 | +0.298 | 17:05:23.939 |
| 4 | 1:37.680 | +0.861 | 17:07:01.619 |
| 5 | 1:36.819 | | 17:08:38.438 |
| 6 | 1:37.139 | +0.320 | 17:10:15.577 |
| 7 | 1:37.031 | +0.212 | 17:11:52.608 |
| 8 | 1:39.381 | +2.562 | 17:13:31.989 |

| Lap | Lap Tm | Diff | Time of Day |
|------------------------------|-----------------|--------|--------------|
| (51) Leigh Hutchinson | | | |
| 1 | 1:43.623 | +6.489 | 17:02:09.942 |
| 2 | 1:37.595 | +0.461 | 17:03:47.537 |
| 3 | 1:37.601 | +0.467 | 17:05:25.138 |
| 4 | 1:38.325 | +1.191 | 17:07:03.463 |
| 5 | 1:37.134 | | 17:08:40.597 |
| 6 | 1:38.362 | +1.228 | 17:10:18.959 |
| 7 | 1:37.737 | +0.603 | 17:11:56.696 |
| 8 | 1:40.078 | +2.944 | 17:13:36.774 |

| Lap | Lap Tm | Diff | Time of Day |
|-------------------------|--------|------|-------------|
| (6) Garry Coombs | | | |

| Lap | Lap Tm | Diff | Time of Day |
|-----|-----------------|--------|--------------|
| 1 | 1:47.850 | +7.856 | 17:02:14.518 |
| 2 | 1:40.674 | +0.680 | 17:03:55.192 |
| 3 | 1:40.938 | +0.944 | 17:05:36.130 |
| 4 | 1:41.404 | +1.410 | 17:07:17.534 |
| 5 | 1:41.236 | +1.242 | 17:08:58.770 |
| 6 | 1:41.464 | +1.470 | 17:10:40.234 |
| 7 | 1:40.302 | +0.308 | 17:12:20.536 |
| 8 | 1:39.994 | | 17:14:00.530 |

| Lap | Lap Tm | Diff | Time of Day |
|---------------------------|-----------------|--------|--------------|
| (45) Andrew Castle | | | |
| 1 | 1:51.454 | +4.476 | 17:02:18.370 |
| 2 | 1:47.860 | +0.882 | 17:04:06.230 |
| 3 | 1:47.366 | +0.388 | 17:05:53.596 |
| 4 | 1:48.008 | +1.030 | 17:07:41.604 |
| 5 | 1:49.285 | +2.307 | 17:09:30.889 |
| 6 | 1:49.632 | +2.654 | 17:11:20.521 |
| 7 | 1:46.978 | | 17:13:07.499 |

| Lap | Lap Tm | Diff | Time of Day |
|----------------------|-----------------|--------|--------------|
| (39) Al Brown | | | |
| 1 | 1:53.920 | +5.013 | 17:02:21.653 |
| 2 | 1:49.678 | +0.771 | 17:04:11.331 |
| 3 | 1:51.172 | +2.265 | 17:06:02.503 |
| 4 | 1:51.567 | +2.660 | 17:07:54.070 |
| 5 | 1:50.201 | +1.294 | 17:09:44.271 |
| 6 | 1:48.907 | | 17:11:33.178 |
| 7 | 1:51.744 | +2.837 | 17:13:24.922 |

| Lap | Lap Tm | Diff | Time of Day |
|-------------------------|-----------------|--------|--------------|
| (46) James Flood | | | |
| 1 | 1:53.609 | +6.215 | 17:02:20.807 |
| 2 | 1:48.464 | +1.070 | 17:04:09.271 |
| 3 | 1:47.889 | +0.495 | 17:05:57.160 |
| 4 | 1:47.453 | +0.059 | 17:07:44.613 |
| 5 | 1:47.394 | | 17:09:32.007 |
| 6 | 1:49.146 | +1.752 | 17:11:21.153 |

| Lap | Lap Tm | Diff | Time of Day |
|---------------------------|-----------------|--------|--------------|
| (88) Andrew Driver | | | |
| 1 | 1:43.094 | +6.832 | 17:02:08.939 |
| 2 | 1:37.012 | +0.750 | 17:03:45.951 |
| 3 | 1:36.262 | | 17:05:22.213 |

Timekeeper:

Race Director:

Weather / Track: Cloudy - Dry

Results @ www.sportstimingsservices.com

Printed: 29/07/2012 17:19:55





Thundersport GB Rounds 10 & 11

Sorted on Best Lap time

HMT Pre-National Sport 600 Rockingham International 1.940 Miles

Qualifying 28/07/2012 09:00


Practice started at 9:02:47

| Pos | No. | Name | Class | Bike | CC | Best Tm | In Lap | Diff | 2nd Best | 2nd Lap |
|-----|-----|-----------------|-------------|----------|-------|----------|--------|--------|----------|---------|
| 1 | 64 | Chris Hellewell | Pre Nat 600 | Yamaha | 600 P | 1:32.349 | 3 | | 1:34.942 | 2 |
| 2 | 224 | Barry Teasdale | Pre Nat 600 | Suzuki | 600 P | 1:32.597 | 2 | 0.248 | 1:38.639 | 1 |
| 3 | 95 | Ryan Gibson | Pre Nat 600 | Yamaha | 600 P | 1:32.999 | 6 | 0.650 | 1:34.654 | 5 |
| 4 | 13 | Luke Shelley | Pre Nat 600 | Honda | 600 P | 1:33.376 | 3 | 1.027 | 1:35.430 | 2 |
| 5 | 43 | Chris Wilkinson | Pre Nat 600 | Yamaha | 600 P | 1:33.869 | 3 | 1.520 | 1:34.908 | 2 |
| 6 | 73 | David Brook | Pre Nat 600 | Yamaha | 600 P | 1:34.277 | 3 | 1.928 | 1:36.086 | 2 |
| 7 | 99 | Stephen Kaplan | Pre Nat 600 | Yamaha | 600 P | 1:34.562 | 3 | 2.213 | 1:36.292 | 2 |
| 8 | 6 | Dean Pearce | Pre Nat 600 | Triumph | 600 P | 1:35.154 | 6 | 2.805 | 1:37.196 | 5 |
| 9 | 131 | Greg Scanlan | Pre Nat 600 | Yamaha | 600 P | 1:35.507 | 3 | 3.158 | 1:35.528 | 2 |
| 10 | 25 | Josh Hill | Pre Nat 600 | Yamaha | 600 P | 1:36.601 | 2 | 4.252 | 1:41.249 | 1 |
| 11 | 33 | Mark Burditt | Pre Nat 600 | Kawasaki | 600 P | 1:38.797 | 2 | 6.448 | 1:41.198 | 3 |
| 12 | 93 | Ben Neary | Pre Nat 600 | Yamaha | 600 P | 1:39.201 | 2 | 6.852 | 1:41.695 | 5 |
| 13 | 87 | Graham Humm | Pre Nat 600 | Yamaha | 600 P | 1:39.305 | 2 | 6.956 | 1:40.472 | 3 |
| 14 | 81 | Stevie Elliott | Pre Nat 600 | Triumph | 675 P | 1:39.883 | 2 | 7.534 | 1:42.081 | 3 |
| 15 | 35 | Anthony Charley | Pre Nat 600 | Kawasaki | 600 P | 1:40.198 | 3 | 7.849 | 1:41.639 | 2 |
| 16 | 126 | Dean Young | Pre Nat 600 | Yamaha | 600 P | 1:40.364 | 2 | 8.015 | 1:40.768 | 3 |
| 17 | 88 | Michael Golden | Pre Nat 600 | Kawasaki | 600 P | 1:40.561 | 2 | 8.212 | 1:41.028 | 5 |
| 18 | 22 | Matt Parker | Pre Nat 600 | Honda | 600 P | 1:44.618 | 1 | 12.269 | | 0 |
| 19 | 191 | Charley Oakland | Pre Nat 600 | Yamaha | 600 P | 1:45.261 | 2 | 12.912 | 1:48.922 | 1 |
| 20 | 44 | Karl Dyer | Pre Nat 600 | Yamaha | 600 P | 1:46.396 | 2 | 14.047 | 1:49.267 | 5 |
| 21 | 89 | Ben Dovey | Pre Nat 600 | Yamaha | 600 P | 1:48.470 | 1 | 16.121 | 1:48.660 | 3 |
| 22 | 47 | Frank Gallagher | Pre Nat 600 | Kawasaki | 600 P | 1:52.457 | 2 | 20.108 | 2:03.504 | 4 |
| 23 | 284 | Luke Harrison | Pre Nat 600 | Suzuki | 600 P | 2:04.613 | 2 | 32.264 | 2:12.399 | 1 |



Thundersport GB Rounds 10 & 11

HMT Pre-National Sport 600 Rockingham International 1.940 Miles
 Race 2 & 11 Saturday 28/07/2012
 Race (8 Laps)



| POLE POSITION | | | | |
|---------------|-----|-----|-----|----|
| 4 | 3 | 2 | 1 | |
| 13 | 95 | 224 | 64 | 1 |
| 8 | 7 | 6 | 5 | 2 |
| 6 | 99 | 73 | 43 | 3 |
| 12 | 11 | 10 | 9 | 4 |
| 93 | 33 | 25 | 131 | 5 |
| 16 | 15 | 14 | 13 | 6 |
| 126 | 35 | 81 | 87 | 7 |
| 20 | 19 | 18 | 17 | 8 |
| 44 | 191 | 22 | 88 | 9 |
| | 23 | 22 | 21 | 10 |
| | 284 | 47 | 89 | 11 |

Timekeeper:

Race Director:

Weather / Track:

Results @ www.sportstimeservices.com

Printed: 28/07/2012 09:37:11





Thundersport GB Rounds 10 & 11

Sorted on Laps

HMT Pre-National Sport 600 Rockingham International 1.940 Miles
 Race 2 28/07/2012 12:19
 Race (8 Laps) started at 12:19:11

| Pos | No. | Name | Class | Bike | CC | Laps | Total Tm | Diff | Best Tm | In Lap |
|----------------|-----|-----------------|-------------|----------|-------|------|-----------|----------|----------|--------|
| 1 | 95 | Ryan Gibson | Pre Nat 600 | Yamaha | 600 P | 8 | 12:11.612 | | 1:29.261 | 7 |
| 2 | 6 | Dean Pearce | Pre Nat 600 | Triumph | 600 P | 8 | 12:13.126 | 1.514 | 1:29.458 | 8 |
| 3 | 13 | Luke Shelley | Pre Nat 600 | Honda | 600 P | 8 | 12:15.332 | 3.720 | 1:29.974 | 7 |
| 4 | 224 | Barry Teasdale | Pre Nat 600 | Suzuki | 600 P | 8 | 12:19.108 | 7.496 | 1:31.093 | 3 |
| 5 | 43 | Chris Wilkinson | Pre Nat 600 | Yamaha | 600 P | 8 | 12:22.267 | 10.655 | 1:31.671 | 7 |
| 6 | 99 | Stephen Kaplan | Pre Nat 600 | Yamaha | 600 P | 8 | 12:23.009 | 11.397 | 1:31.214 | 3 |
| 7 | 33 | Mark Burditt | Pre Nat 600 | Kawasaki | 600 P | 8 | 12:33.651 | 22.039 | 1:32.787 | 7 |
| 8 | 131 | Greg Scanlan | Pre Nat 600 | Yamaha | 600 P | 8 | 12:34.098 | 22.486 | 1:32.512 | 5 |
| 9 | 73 | David Brook | Pre Nat 600 | Yamaha | 600 P | 8 | 12:40.476 | 28.864 | 1:33.466 | 2 |
| 10 | 35 | Anthony Charley | Pre Nat 600 | Kawasaki | 600 P | 8 | 12:51.639 | 40.027 | 1:34.547 | 6 |
| 11 | 93 | Ben Neary | Pre Nat 600 | Yamaha | 600 P | 8 | 12:56.382 | 44.770 | 1:34.738 | 6 |
| 12 | 126 | Dean Young | Pre Nat 600 | Yamaha | 600 P | 8 | 13:03.340 | 51.728 | 1:35.533 | 2 |
| 13 | 88 | Michael Golden | Pre Nat 600 | Kawasaki | 600 P | 8 | 13:13.557 | 1:01.945 | 1:36.346 | 2 |
| 14 | 81 | Stevie Elliott | Pre Nat 600 | Triumph | 675 P | 8 | 13:17.662 | 1:06.050 | 1:36.168 | 7 |
| 15 | 89 | Ben Dovey | Pre Nat 600 | Yamaha | 600 P | 8 | 13:20.147 | 1:08.535 | 1:37.684 | 7 |
| 16 | 191 | Charley Oakland | Pre Nat 600 | Yamaha | 600 P | 8 | 13:39.499 | 1:27.887 | 1:40.477 | 6 |
| 17 | 47 | Frank Gallagher | Pre Nat 600 | Kawasaki | 600 P | 8 | 13:39.742 | 1:28.130 | 1:39.724 | 6 |
| 18 | 44 | Karl Dyer | Pre Nat 600 | Yamaha | 600 P | 7 | 12:19.460 | 1 Lap | 1:42.937 | 3 |
| 19 | 284 | Luke Harrison | Pre Nat 600 | Suzuki | 600 P | 7 | 14:00.365 | 1 Lap | 1:56.799 | 6 |
| Not classified | | | | | | | | | | |
| DNF | 64 | Chris Hellewell | Pre Nat 600 | Yamaha | 600 P | 7 | 10:40.678 | DNF | 1:30.304 | 7 |
| DNF | 87 | Graham Humm | Pre Nat 600 | Yamaha | 600 P | 6 | 10:33.699 | DNF | 1:37.478 | 6 |

110% Time - 13:24.773

| Margin of Victory | Avg. Speed | Best Lap Tm | Best Speed | Best Lap by |
|-------------------|------------|-------------|------------|------------------|
| 1.514 | 76.368 | 1:29.261 | 78.242 | 95 - Ryan Gibson |

Timekeeper:

Race Director:
 Weather / Track: Cloudy - Dry
 Results @ www.sportstimingservices.com
 Printed: 28/07/2012 12:36:19





Thundersport GB Rounds 10 & 11

Lapchart

HMT Pre-National Sport 600

Rockingham International 1.940 Miles

Race 2

28/07/2012 12:19

Race (8 Laps) started at 12:19:11



| Competitors | Laps | | | | | | | | | |
|-----------------------|------|-----|-----|-----|-----|-----|-----|-----|-----|-----|
| | 0 | 1 | 2 | 3 | 4 | 5 | 6 | 7 | 8 | |
| Barry Teasdale (224) | 1 | 224 | 64 | 64 | 64 | 64 | 64 | 64 | 64 | 95 |
| Luke Shelley (13) | 2 | 13 | 13 | 13 | 13 | 13 | 13 | 95 | 95 | 6 |
| Chris Hellewell (64) | 3 | 64 | 95 | 95 | 95 | 95 | 13 | 13 | 13 | |
| Ryan Gibson (95) | 4 | 95 | 224 | 224 | 224 | 6 | 6 | 6 | 6 | 224 |
| Dean Pearce (6) | 5 | 6 | 6 | 6 | 6 | 224 | 224 | 224 | 224 | 43 |
| David Brook (73) | 6 | 73 | 99 | 99 | 99 | 99 | 43 | 43 | 43 | 99 |
| Chris Wilkinson (43) | 7 | 43 | 43 | 43 | 43 | 43 | 99 | 99 | 99 | 33 |
| Stephen Kaplan (99) | 8 | 99 | 73 | 73 | 73 | 33 | 33 | 131 | 131 | 131 |
| Ben Neary (93) | 9 | 93 | 33 | 33 | 33 | 131 | 131 | 33 | 33 | 73 |
| Mark Burditt (33) | 10 | 33 | 131 | 131 | 131 | 73 | 73 | 73 | 73 | 35 |
| Greg Scanlan (131) | 11 | 131 | 126 | 126 | 126 | 35 | 35 | 35 | 35 | 93 |
| Anthony Charley (35) | 12 | 35 | 93 | 93 | 93 | 93 | 93 | 93 | 93 | 126 |
| Graham Humm (87) | 13 | 87 | 35 | 35 | 35 | 126 | 126 | 126 | 126 | 88 |
| Dean Young (126) | 14 | 126 | 88 | 88 | 88 | 88 | 88 | 88 | 88 | 81 |
| Stevie Elliott (81) | 15 | 81 | 87 | 87 | 89 | 89 | 89 | 81 | 81 | 89 |
| Michael Golden (88) | 16 | 88 | 81 | 81 | 81 | 81 | 81 | 89 | 89 | 191 |
| Charley Oakland (191) | 17 | 191 | 89 | 89 | 191 | 191 | 191 | 191 | 191 | 47 |
| Karl Dyer (44) | 18 | 44 | 191 | 191 | 47 | 47 | 47 | 47 | 47 | |
| Ben Dovey (89) | 19 | 89 | 47 | 47 | 44 | 44 | 44 | 44 | 44 | |
| Frank Gallagher (47) | 20 | 47 | 44 | 44 | 87 | 87 | 87 | 87 | 87 | 284 |
| Luke Harrison (284) | 21 | 284 | 284 | 284 | 284 | 284 | 284 | 284 | 284 | |

Timekeeper:
 Race Director:
 Weather / Track: Cloudy - Dry
 Results @ www.sportstimeservices.com
 Printed: 28/07/2012 12:38:24





Thundersport GB Rounds 10 & 11

HMT Pre-National Sport 600

Rockingham International 1.940 Miles

Race 2

28/07/2012 12:19

Race (8 Laps) started at 12:19:11

| Lap | Lap Tm | Diff | Time of Day |
|-----------------------------|-----------------|--------|--------------|
| (95) Ryan Gibson | | | |
| 1 | 1:36.463 | +7.202 | 12:20:48.666 |
| 2 | 1:31.793 | +2.532 | 12:22:20.459 |
| 3 | 1:30.611 | +1.350 | 12:23:51.070 |
| 4 | 1:30.832 | +1.571 | 12:25:21.902 |
| 5 | 1:32.354 | +3.093 | 12:26:54.256 |
| 6 | 1:30.259 | +0.998 | 12:28:24.515 |
| 7 | 1:29.261 | | 12:29:53.776 |
| 8 | 1:29.700 | +0.439 | 12:31:23.476 |
| (6) Dean Pearce | | | |
| 1 | 1:36.708 | +7.250 | 12:20:49.310 |
| 2 | 1:31.892 | +2.434 | 12:22:21.202 |
| 3 | 1:30.988 | +1.530 | 12:23:52.190 |
| 4 | 1:30.587 | +1.129 | 12:25:22.777 |
| 5 | 1:31.832 | +2.374 | 12:26:54.609 |
| 6 | 1:30.646 | +1.188 | 12:28:25.255 |
| 7 | 1:30.277 | +0.819 | 12:29:55.532 |
| 8 | 1:29.458 | | 12:31:24.990 |
| (13) Luke Shelley | | | |
| 1 | 1:36.332 | +6.358 | 12:20:48.308 |
| 2 | 1:31.847 | +1.873 | 12:22:20.155 |
| 3 | 1:30.895 | +0.921 | 12:23:51.050 |
| 4 | 1:30.774 | +0.800 | 12:25:21.824 |
| 5 | 1:32.322 | +2.348 | 12:26:54.146 |
| 6 | 1:30.917 | +0.943 | 12:28:25.063 |
| 7 | 1:29.974 | | 12:29:55.037 |
| 8 | 1:32.159 | +2.185 | 12:31:27.196 |
| (224) Barry Teasdale | | | |
| 1 | 1:37.228 | +6.135 | 12:20:49.092 |
| 2 | 1:31.741 | +0.648 | 12:22:20.833 |
| 3 | 1:31.093 | | 12:23:51.926 |
| 4 | 1:31.297 | +0.204 | 12:25:23.223 |
| 5 | 1:31.914 | +0.821 | 12:26:55.137 |
| 6 | 1:31.188 | +0.095 | 12:28:26.325 |
| 7 | 1:31.440 | +0.347 | 12:29:57.765 |
| 8 | 1:33.207 | +2.114 | 12:31:30.972 |
| (43) Chris Wilkinson | | | |
| 1 | 1:37.872 | +6.201 | 12:20:50.588 |
| 2 | 1:32.102 | +0.431 | 12:22:22.690 |
| 3 | 1:31.837 | +0.166 | 12:23:54.527 |
| 4 | 1:32.081 | +0.410 | 12:25:26.608 |
| 5 | 1:31.904 | +0.233 | 12:26:58.512 |
| 6 | 1:31.984 | +0.313 | 12:28:30.496 |
| 7 | 1:31.671 | | 12:30:02.167 |
| 8 | 1:31.964 | +0.293 | 12:31:34.131 |
| (99) Stephen Kaplan | | | |
| 1 | 1:37.259 | +6.045 | 12:20:50.085 |
| 2 | 1:32.281 | +1.067 | 12:22:22.366 |
| 3 | 1:31.214 | | 12:23:53.580 |
| 4 | 1:32.768 | +1.554 | 12:25:26.348 |
| 5 | 1:33.338 | +2.124 | 12:26:59.686 |
| 6 | 1:31.395 | +0.181 | 12:28:31.081 |
| 7 | 1:31.562 | +0.348 | 12:30:02.643 |
| 8 | 1:32.230 | +1.016 | 12:31:34.873 |
| (33) Mark Burditt | | | |
| 1 | 1:39.260 | +6.473 | 12:20:52.356 |
| 2 | 1:33.193 | +0.406 | 12:22:25.549 |
| 3 | 1:33.960 | +1.173 | 12:23:59.509 |
| 4 | 1:32.974 | +0.187 | 12:25:32.483 |

| Lap | Lap Tm | Diff | Time of Day |
|-----------------------------|-----------------|--------|--------------|
| 5 | 1:32.990 | +0.203 | 12:27:05.473 |
| 6 | 1:34.187 | +1.400 | 12:28:39.660 |
| 7 | 1:32.787 | | 12:30:12.447 |
| 8 | 1:33.068 | +0.281 | 12:31:45.515 |
| (131) Greg Scanlan | | | |
| 1 | 1:39.757 | +7.245 | 12:20:53.053 |
| 2 | 1:33.063 | +0.551 | 12:22:26.116 |
| 3 | 1:33.807 | +1.295 | 12:23:59.923 |
| 4 | 1:33.449 | +0.937 | 12:25:33.372 |
| 5 | 1:32.512 | | 12:27:05.884 |
| 6 | 1:33.229 | +0.717 | 12:28:39.113 |
| 7 | 1:33.053 | +0.541 | 12:30:12.166 |
| 8 | 1:33.796 | +1.284 | 12:31:45.962 |
| (73) David Brook | | | |
| 1 | 1:38.918 | +5.452 | 12:20:51.605 |
| 2 | 1:33.466 | | 12:22:25.071 |
| 3 | 1:34.006 | +0.540 | 12:23:59.077 |
| 4 | 1:34.554 | +1.088 | 12:25:33.631 |
| 5 | 1:35.240 | +1.774 | 12:27:08.871 |
| 6 | 1:34.274 | +0.808 | 12:28:43.145 |
| 7 | 1:33.822 | +0.356 | 12:30:16.967 |
| 8 | 1:35.373 | +1.907 | 12:31:52.340 |
| (35) Anthony Charley | | | |
| 1 | 1:41.444 | +6.897 | 12:20:54.801 |
| 2 | 1:36.282 | +1.735 | 12:22:31.083 |
| 3 | 1:35.546 | +0.999 | 12:24:06.629 |
| 4 | 1:35.095 | +0.548 | 12:25:41.724 |
| 5 | 1:35.317 | +0.770 | 12:27:17.041 |
| 6 | 1:34.547 | | 12:28:51.588 |
| 7 | 1:35.275 | +0.728 | 12:30:26.863 |
| 8 | 1:36.640 | +2.093 | 12:32:03.503 |
| (93) Ben Neary | | | |
| 1 | 1:40.820 | +6.082 | 12:20:53.801 |
| 2 | 1:36.244 | +1.506 | 12:22:30.045 |
| 3 | 1:36.315 | +1.577 | 12:24:06.360 |
| 4 | 1:36.224 | +1.486 | 12:25:42.584 |
| 5 | 1:35.118 | +0.380 | 12:27:17.702 |
| 6 | 1:34.738 | | 12:28:52.440 |
| 7 | 1:40.617 | +5.879 | 12:30:33.057 |
| 8 | 1:35.189 | +0.451 | 12:32:08.246 |
| (126) Dean Young | | | |
| 1 | 1:40.064 | +4.531 | 12:20:53.798 |
| 2 | 1:35.533 | | 12:22:29.331 |
| 3 | 1:36.581 | +1.048 | 12:24:05.912 |
| 4 | 1:37.278 | +1.745 | 12:25:43.190 |
| 5 | 1:36.921 | +1.388 | 12:27:20.111 |
| 6 | 1:37.960 | +2.427 | 12:28:58.071 |
| 7 | 1:37.787 | +2.254 | 12:30:35.858 |
| 8 | 1:39.346 | +3.813 | 12:32:15.204 |
| (88) Michael Golden | | | |
| 1 | 1:42.156 | +5.810 | 12:20:56.307 |
| 2 | 1:36.346 | | 12:22:32.653 |
| 3 | 1:36.905 | +0.559 | 12:24:09.558 |
| 4 | 1:37.586 | +1.240 | 12:25:47.144 |
| 5 | 1:38.675 | +2.329 | 12:27:25.819 |
| 6 | 1:40.746 | +4.400 | 12:29:06.565 |
| 7 | 1:38.643 | +2.297 | 12:30:45.208 |
| 8 | 1:40.213 | +3.867 | 12:32:25.421 |
| (81) Stevie Elliott | | | |

| Lap | Lap Tm | Diff | Time of Day |
|------------------------------|-----------------|---------|--------------|
| 1 | 1:43.704 | +7.536 | 12:20:57.668 |
| 2 | 1:38.286 | +2.118 | 12:22:35.954 |
| 3 | 1:47.230 | +11.062 | 12:24:23.184 |
| 4 | 1:37.777 | +1.609 | 12:26:00.961 |
| 5 | 1:36.799 | +0.631 | 12:27:37.760 |
| 6 | 1:37.172 | +1.004 | 12:29:14.932 |
| 7 | 1:36.168 | | 12:30:51.100 |
| 8 | 1:38.426 | +2.258 | 12:32:29.526 |
| (89) Ben Dovey | | | |
| 1 | 1:44.886 | +7.202 | 12:20:59.880 |
| 2 | 1:39.028 | +1.344 | 12:22:38.908 |
| 3 | 1:39.850 | +2.166 | 12:24:18.758 |
| 4 | 1:38.935 | +1.251 | 12:25:57.693 |
| 5 | 1:39.801 | +2.117 | 12:27:37.494 |
| 6 | 1:39.056 | +1.372 | 12:29:16.550 |
| 7 | 1:37.684 | | 12:30:54.234 |
| 8 | 1:37.777 | +0.093 | 12:32:32.011 |
| (191) Charley Oakland | | | |
| 1 | 1:46.885 | +6.408 | 12:21:01.213 |
| 2 | 1:41.249 | +0.772 | 12:22:42.462 |
| 3 | 1:42.074 | +1.597 | 12:24:24.536 |
| 4 | 1:40.898 | +0.421 | 12:26:05.434 |
| 5 | 1:40.603 | +0.126 | 12:27:46.037 |
| 6 | 1:40.477 | | 12:29:26.514 |
| 7 | 1:43.219 | +2.742 | 12:31:09.733 |
| 8 | 1:41.630 | +1.153 | 12:32:51.363 |
| (47) Frank Gallagher | | | |
| 1 | 1:49.469 | +9.745 | 12:21:04.527 |
| 2 | 1:42.138 | +2.414 | 12:22:46.665 |
| 3 | 1:42.835 | +3.111 | 12:24:29.500 |
| 4 | 1:40.182 | +0.458 | 12:26:09.682 |
| 5 | 1:39.931 | +0.207 | 12:27:49.613 |
| 6 | 1:39.724 | | 12:29:29.337 |
| 7 | 1:41.424 | +1.700 | 12:31:10.761 |
| 8 | 1:40.845 | +1.121 | 12:32:51.606 |
| (44) Karl Dyer | | | |
| 1 | 1:51.836 | +8.899 | 12:21:06.464 |
| 2 | 1:42.961 | +0.024 | 12:22:49.425 |
| 3 | 1:42.937 | | 12:24:32.362 |
| 4 | 1:42.940 | +0.003 | 12:26:15.302 |
| 5 | 1:43.963 | +1.026 | 12:27:59.265 |
| 6 | 1:45.653 | +2.716 | 12:29:44.918 |
| 7 | 1:46.406 | +3.469 | 12:31:31.324 |
| (284) Luke Harrison | | | |
| 1 | 2:03.720 | +6.921 | 12:21:19.234 |
| 2 | 2:00.374 | +3.575 | 12:23:19.608 |
| 3 | 2:01.036 | +4.237 | 12:25:20.644 |
| 4 | 1:57.303 | +0.504 | 12:27:17.947 |
| 5 | 1:58.831 | +2.032 | 12:29:16.778 |
| 6 | 1:56.799 | | 12:31:13.577 |
| 7 | 1:58.652 | +1.853 | 12:33:12.229 |
| (64) Chris Hellewell | | | |
| 1 | 1:35.991 | +5.687 | 12:20:47.985 |
| 2 | 1:30.625 | +0.321 | 12:22:18.610 |
| 3 | 1:30.464 | +0.160 | 12:23:49.074 |
| 4 | 1:30.649 | +0.345 | 12:25:19.723 |
| 5 | 1:32.101 | +1.797 | 12:26:51.824 |
| 6 | 1:30.414 | +0.110 | 12:28:22.238 |
| 7 | 1:30.304 | | 12:29:52.542 |

Timekeeper:

Race Director:

Weather / Track: Cloudy - Dry

Results @ www.sportstimingsservices.com

Printed: 28/07/2012 12:39:16





Thundersport GB Rounds 10 & 11


HMT Pre-National Sport 600

Rockingham International 1.940 Miles

Race 2

28/07/2012 12:19

Race (8 Laps) started at 12:19:11



| Lap | Lap Tm | Diff | Time of Day |
|------------------|-----------------|---------|--------------|
| (87) Graham Humm | | | |
| 1 | 1:43.455 | +5.977 | 12:20:57.177 |
| 2 | 1:38.259 | +0.781 | 12:22:35.436 |
| 3 | 2:14.575 | +37.097 | 12:24:50.011 |
| 4 | 1:39.187 | +1.709 | 12:26:29.198 |
| 5 | 1:38.887 | +1.409 | 12:28:08.085 |
| 6 | 1:37.478 | | 12:29:45.563 |

| Lap | Lap Tm | Diff | Time of Day |
|-----|--------|------|-------------|
|-----|--------|------|-------------|

| Lap | Lap Tm | Diff | Time of Day |
|-----|--------|------|-------------|
|-----|--------|------|-------------|

Timekeeper:

Race Director:

Weather / Track: Cloudy - Dry
 Results @ www.sportstimeservices.com





Thundersport GB Rounds 10 & 11

Sorted on Laps

HMT Pre-National Sport 600 Rockingham International 1.940 Miles
 Race 11 28/07/2012 15:48
 Race (8 Laps) started at 15:48:05

| Pos | No. | Name | Class | Bike | CC | Laps | Total Tm | Diff | Best Tm | In Lap |
|----------------|-----|-----------------|-------------|----------|-------|------|-----------|----------|----------|--------|
| 1 | 95 | Ryan Gibson | Pre Nat 600 | Yamaha | 600 P | 8 | 12:18.299 | | 1:30.272 | 4 |
| 2 | 43 | Chris Wilkinson | Pre Nat 600 | Yamaha | 600 P | 8 | 12:27.194 | 8.895 | 1:31.285 | 6 |
| 3 | 99 | Stephen Kaplan | Pre Nat 600 | Yamaha | 600 P | 8 | 12:27.638 | 9.339 | 1:31.266 | 5 |
| 4 | 6 | Dean Pearce | Pre Nat 600 | Triumph | 600 P | 8 | 12:28.202 | 9.903 | 1:30.942 | 4 |
| 5 | 224 | Barry Teasdale | Pre Nat 600 | Suzuki | 600 P | 8 | 12:28.569 | 10.270 | 1:31.091 | 7 |
| 6 | 33 | Mark Burditt | Pre Nat 600 | Kawasaki | 600 P | 8 | 12:29.427 | 11.128 | 1:31.465 | 8 |
| 7 | 13 | Luke Shelley | Pre Nat 600 | Honda | 600 P | 8 | 12:36.025 | 17.726 | 1:31.465 | 2 |
| 8 | 73 | David Brook | Pre Nat 600 | Yamaha | 600 P | 8 | 12:37.246 | 18.947 | 1:32.442 | 2 |
| 9 | 35 | Anthony Charley | Pre Nat 600 | Kawasaki | 600 P | 8 | 12:59.919 | 41.620 | 1:34.670 | 7 |
| 10 | 93 | Ben Neary | Pre Nat 600 | Yamaha | 600 P | 8 | 13:05.089 | 46.790 | 1:35.227 | 3 |
| 11 | 88 | Michael Golden | Pre Nat 600 | Kawasaki | 600 P | 8 | 13:08.004 | 49.705 | 1:35.878 | 7 |
| 12 | 126 | Dean Young | Pre Nat 600 | Yamaha | 600 P | 8 | 13:08.051 | 49.752 | 1:36.346 | 2 |
| 13 | 89 | Ben Dovey | Pre Nat 600 | Yamaha | 600 P | 8 | 13:16.198 | 57.899 | 1:35.511 | 7 |
| 14 | 81 | Stevie Elliott | Pre Nat 600 | Triumph | 675 P | 8 | 13:22.392 | 1:04.093 | 1:38.087 | 4 |
| 15 | 47 | Frank Gallagher | Pre Nat 600 | Kawasaki | 600 P | 8 | 13:38.180 | 1:19.881 | 1:39.211 | 8 |
| 16 | 191 | Charley Oakland | Pre Nat 600 | Yamaha | 600 P | 8 | 13:54.342 | 1:36.043 | 1:41.166 | 6 |
| 17 | 44 | Karl Dyer | Pre Nat 600 | Yamaha | 600 P | 7 | 12:18.054 | 1 Lap | 1:42.342 | 5 |
| 18 | 284 | Luke Harrison | Pre Nat 600 | Suzuki | 600 P | 7 | 13:58.146 | 1 Lap | 1:55.948 | 7 |
| Not classified | | | | | | | | | | |
| DNF | 131 | Greg Scanlan | Pre Nat 600 | Yamaha | 600 P | 1 | 1:46.112 | DNF | 1:38.672 | 1 |
| DNF | 64 | Chris Hellewell | Pre Nat 600 | Yamaha | 600 P | | 6.329 | DNF | | 0 |

110% Time - 13.32.129

| Margin of Victory | Avg. Speed | Best Lap Tm | Best Speed | Best Lap by |
|-------------------|------------|-------------|------------|------------------|
| 8.895 | 75.677 | 1:30.272 | 77.366 | 95 - Ryan Gibson |

Timekeeper:

Race Director:
 Weather / Track: Bright - Dry
 Results @ www.sportstimingsservices.com
 Printed: 28/07/2012 16:04:45





Thundersport GB Rounds 10 & 11

Lapchart

HMT Pre-National Sport 600

Rockingham International 1.940 Miles

Race 11

28/07/2012 15:48

Race (8 Laps) started at 15:48:05



| Competitors | Laps | | | | | | | | | |
|-----------------------|------|-----|-----|-----|-----|-----|-----|-----|-----|-----|
| | 0 | 1 | 2 | 3 | 4 | 5 | 6 | 7 | 8 | |
| Barry Teasdale (224) | 1 | 224 | 95 | 95 | 95 | 95 | 95 | 95 | 95 | 95 |
| Chris Hellewell (64) | 2 | 64 | 13 | 13 | 13 | 13 | 13 | 13 | 13 | 43 |
| Ryan Gibson (95) | 3 | 95 | 224 | 224 | 99 | 99 | 99 | 99 | 43 | 99 |
| Luke Shelley (13) | 4 | 13 | 99 | 99 | 224 | 224 | 43 | 43 | 99 | 6 |
| Dean Pearce (6) | 5 | 6 | 33 | 33 | 43 | 43 | 6 | 6 | 6 | 224 |
| Stephen Kaplan (99) | 6 | 99 | 43 | 43 | 33 | 6 | 224 | 224 | 224 | 33 |
| David Brook (73) | 7 | 73 | 73 | 6 | 6 | 33 | 33 | 33 | 33 | 13 |
| Chris Wilkinson (43) | 8 | 43 | 6 | 73 | 73 | 73 | 73 | 73 | 73 | 73 |
| Mark Burditt (33) | 9 | 33 | 131 | 126 | 126 | 93 | 35 | 35 | 35 | 35 |
| Greg Scanlan (131) | 10 | 131 | 126 | 93 | 93 | 35 | 93 | 93 | 93 | 93 |
| Ben Neary (93) | 11 | 93 | 93 | 35 | 35 | 126 | 126 | 126 | 126 | 88 |
| Anthony Charley (35) | 12 | 35 | 35 | 88 | 88 | 88 | 88 | 88 | 88 | 126 |
| Stevie Elliott (81) | 13 | 81 | 88 | 81 | 81 | 81 | 81 | 89 | 89 | 89 |
| Dean Young (126) | 14 | 126 | 81 | 89 | 89 | 89 | 89 | 81 | 81 | 81 |
| Michael Golden (88) | 15 | 88 | 89 | 47 | 47 | 47 | 47 | 47 | 47 | 47 |
| Charley Oakland (191) | 16 | 191 | 47 | 191 | 191 | 191 | 191 | 191 | 191 | 191 |
| Frank Gallagher (47) | 17 | 47 | 191 | 44 | 44 | 44 | 44 | 44 | 44 | 44 |
| Karl Dyer (44) | 18 | 44 | 44 | 284 | 284 | 284 | 284 | 284 | 284 | 284 |
| Luke Harrison (284) | 19 | 284 | 284 | | | | | | | |
| Ben Dovey (89) | 20 | 89 | | | | | | | | |

Timekeeper:
 Race Director:
 Weather / Track: Bright - Dry
 Results @ www.sportstimeservices.com
 Printed: 28/07/2012 16:18:43





Thundersport GB Rounds 10 & 11

HMT Pre-National Sport 600

Rockingham International 1.940 Miles

Race 11

28/07/2012 15:48

Race (8 Laps) started at 15:48:05

| Lap | Lap Tm | Diff | Time of Day |
|-----------------------------|-----------------|--------|--------------|
| (95) Ryan Gibson | | | |
| 1 | 1:34.796 | +4.524 | 15:51:46.756 |
| 2 | 1:30.771 | +0.499 | 15:53:17.527 |
| 3 | 1:30.522 | +0.250 | 15:54:48.049 |
| 4 | 1:30.272 | | 15:56:18.321 |
| 5 | 1:32.445 | +2.173 | 15:57:50.766 |
| 6 | 1:30.906 | +0.634 | 15:59:21.672 |
| 7 | 1:31.145 | +0.873 | 16:00:52.817 |
| 8 | 1:31.050 | +0.778 | 16:02:23.867 |
| (43) Chris Wilkinson | | | |
| 1 | 1:37.879 | +6.594 | 15:51:50.458 |
| 2 | 1:31.794 | +0.509 | 15:53:22.252 |
| 3 | 1:31.557 | +0.272 | 15:54:53.809 |
| 4 | 1:32.088 | +0.803 | 15:56:25.897 |
| 5 | 1:31.856 | +0.571 | 15:57:57.753 |
| 6 | 1:31.285 | | 15:59:29.038 |
| 7 | 1:31.573 | +0.288 | 16:01:00.611 |
| 8 | 1:32.151 | +0.866 | 16:02:32.762 |
| (99) Stephen Kaplan | | | |
| 1 | 1:37.042 | +5.776 | 15:51:49.528 |
| 2 | 1:31.411 | +0.145 | 15:53:20.939 |
| 3 | 1:31.786 | +0.520 | 15:54:52.725 |
| 4 | 1:31.661 | +0.395 | 15:56:24.386 |
| 5 | 1:31.266 | | 15:57:55.652 |
| 6 | 1:32.405 | +1.139 | 15:59:28.057 |
| 7 | 1:32.780 | +1.514 | 16:01:00.837 |
| 8 | 1:32.369 | +1.103 | 16:02:33.206 |
| (6) Dean Pearce | | | |
| 1 | 1:38.571 | +7.629 | 15:51:51.031 |
| 2 | 1:31.694 | +0.752 | 15:53:22.725 |
| 3 | 1:32.554 | +1.612 | 15:54:55.279 |
| 4 | 1:30.942 | | 15:56:26.221 |
| 5 | 1:31.812 | +0.870 | 15:57:58.033 |
| 6 | 1:31.580 | +0.638 | 15:59:29.613 |
| 7 | 1:31.719 | +0.777 | 16:01:01.332 |
| 8 | 1:32.438 | +1.496 | 16:02:33.770 |
| (224) Barry Teasdale | | | |
| 1 | 1:37.275 | +6.184 | 15:51:49.022 |
| 2 | 1:31.375 | +0.284 | 15:53:20.397 |
| 3 | 1:33.279 | +2.188 | 15:54:53.676 |
| 4 | 1:31.761 | +0.670 | 15:56:25.437 |
| 5 | 1:33.532 | +2.441 | 15:57:58.969 |
| 6 | 1:31.955 | +0.864 | 15:59:30.924 |
| 7 | 1:31.091 | | 16:01:02.015 |
| 8 | 1:32.122 | +1.031 | 16:02:34.137 |
| (33) Mark Burditt | | | |
| 1 | 1:37.164 | +5.699 | 15:51:50.091 |
| 2 | 1:31.948 | +0.483 | 15:53:22.039 |
| 3 | 1:32.986 | +1.521 | 15:54:55.025 |
| 4 | 1:32.674 | +1.209 | 15:56:27.699 |
| 5 | 1:32.624 | +1.159 | 15:58:00.323 |
| 6 | 1:31.663 | +0.198 | 15:59:31.986 |
| 7 | 1:31.544 | +0.079 | 16:01:03.530 |
| 8 | 1:31.465 | | 16:02:34.995 |
| (13) Luke Shelley | | | |
| 1 | 1:36.493 | +5.028 | 15:51:48.594 |
| 2 | 1:31.465 | | 15:53:20.059 |
| 3 | 1:31.809 | +0.344 | 15:54:51.868 |
| 4 | 1:31.483 | +0.018 | 15:56:23.351 |

| Lap | Lap Tm | Diff | Time of Day |
|-----------------------------|-----------------|--------|--------------|
| 5 | 1:32.050 | +0.585 | 15:57:55.401 |
| 6 | 1:32.533 | +1.068 | 15:59:27.934 |
| 7 | 1:32.607 | +1.142 | 16:01:00.541 |
| 8 | 1:41.052 | +9.587 | 16:02:41.593 |
| (73) David Brook | | | |
| 1 | 1:38.359 | +5.917 | 15:51:50.924 |
| 2 | 1:32.442 | | 15:53:23.366 |
| 3 | 1:32.794 | +0.352 | 15:54:56.160 |
| 4 | 1:32.866 | +0.424 | 15:56:29.026 |
| 5 | 1:33.375 | +0.933 | 15:58:02.401 |
| 6 | 1:33.091 | +0.649 | 15:59:35.492 |
| 7 | 1:34.003 | +1.561 | 16:01:09.495 |
| 8 | 1:33.319 | +0.877 | 16:02:42.814 |
| (35) Anthony Charley | | | |
| 1 | 1:41.814 | +7.144 | 15:51:55.136 |
| 2 | 1:36.518 | +1.848 | 15:53:31.654 |
| 3 | 1:34.813 | +0.143 | 15:55:06.467 |
| 4 | 1:36.535 | +1.865 | 15:56:43.002 |
| 5 | 1:34.944 | +0.274 | 15:58:17.946 |
| 6 | 1:36.255 | +1.585 | 15:59:54.201 |
| 7 | 1:34.670 | | 16:01:28.871 |
| 8 | 1:36.616 | +1.946 | 16:03:05.487 |
| (93) Ben Neary | | | |
| 1 | 1:40.935 | +5.708 | 15:51:54.080 |
| 2 | 1:36.766 | +1.539 | 15:53:30.846 |
| 3 | 1:35.227 | | 15:55:06.073 |
| 4 | 1:36.412 | +1.185 | 15:56:42.485 |
| 5 | 1:37.226 | +1.999 | 15:58:19.711 |
| 6 | 1:37.457 | +2.230 | 15:59:57.168 |
| 7 | 1:37.109 | +1.882 | 16:01:34.277 |
| 8 | 1:36.380 | +1.153 | 16:03:10.657 |
| (88) Michael Golden | | | |
| 1 | 1:42.663 | +6.785 | 15:51:56.551 |
| 2 | 1:36.745 | +0.867 | 15:53:33.296 |
| 3 | 1:36.162 | +0.284 | 15:55:09.458 |
| 4 | 1:37.238 | +1.360 | 15:56:46.696 |
| 5 | 1:36.990 | +1.112 | 15:58:23.686 |
| 6 | 1:37.486 | +1.608 | 16:00:01.172 |
| 7 | 1:35.878 | | 16:01:37.050 |
| 8 | 1:36.522 | +0.644 | 16:03:13.572 |
| (126) Dean Young | | | |
| 1 | 1:39.239 | +2.893 | 15:51:52.856 |
| 2 | 1:36.346 | | 15:53:29.202 |
| 3 | 1:36.436 | +0.090 | 15:55:05.638 |
| 4 | 1:37.416 | +1.070 | 15:56:43.054 |
| 5 | 1:38.447 | +2.101 | 15:58:21.501 |
| 6 | 1:37.883 | +1.537 | 15:59:59.384 |
| 7 | 1:37.161 | +0.815 | 16:01:36.545 |
| 8 | 1:37.074 | +0.728 | 16:03:13.619 |
| (89) Ben Dovey | | | |
| 1 | 1:43.723 | +8.212 | 15:51:58.975 |
| 2 | 1:39.353 | +3.842 | 15:53:38.328 |
| 3 | 1:37.877 | +2.366 | 15:55:16.205 |
| 4 | 1:37.984 | +2.473 | 15:56:54.189 |
| 5 | 1:38.337 | +2.826 | 15:58:32.526 |
| 6 | 1:37.958 | +2.447 | 16:00:10.484 |
| 7 | 1:35.511 | | 16:01:45.995 |
| 8 | 1:35.771 | +0.260 | 16:03:21.766 |
| (81) Stevie Elliott | | | |

| Lap | Lap Tm | Diff | Time of Day |
|------------------------------|-----------------|--------|--------------|
| 1 | 1:43.424 | +5.337 | 15:51:57.008 |
| 2 | 1:39.507 | +1.420 | 15:53:36.515 |
| 3 | 1:38.272 | +0.185 | 15:55:14.787 |
| 4 | 1:38.087 | | 15:56:52.874 |
| 5 | 1:39.154 | +1.067 | 15:58:32.028 |
| 6 | 1:39.056 | +0.969 | 16:00:11.084 |
| 7 | 1:38.238 | +0.151 | 16:01:49.322 |
| 8 | 1:38.638 | +0.551 | 16:03:27.960 |
| (47) Frank Gallagher | | | |
| 1 | 1:46.045 | +6.834 | 15:52:00.297 |
| 2 | 1:39.980 | +0.769 | 15:53:40.277 |
| 3 | 1:40.002 | +0.791 | 15:55:20.279 |
| 4 | 1:42.048 | +2.837 | 15:57:02.327 |
| 5 | 1:41.194 | +1.983 | 15:58:43.521 |
| 6 | 1:41.173 | +1.962 | 16:00:24.694 |
| 7 | 1:39.843 | +0.632 | 16:02:04.537 |
| 8 | 1:39.211 | | 16:03:43.748 |
| (191) Charley Oakland | | | |
| 1 | 1:47.460 | +6.294 | 15:52:01.659 |
| 2 | 1:42.410 | +1.244 | 15:53:44.069 |
| 3 | 1:42.467 | +1.301 | 15:55:26.536 |
| 4 | 1:41.597 | +0.431 | 15:57:08.133 |
| 5 | 1:41.305 | +0.139 | 15:58:49.438 |
| 6 | 1:41.166 | | 16:00:30.604 |
| 7 | 1:42.379 | +1.213 | 16:02:12.983 |
| 8 | 1:46.927 | +5.761 | 16:03:59.910 |
| (44) Karl Dyer | | | |
| 1 | 1:47.914 | +5.572 | 15:52:02.599 |
| 2 | 1:42.900 | +0.558 | 15:53:45.499 |
| 3 | 1:44.339 | +1.997 | 15:55:29.838 |
| 4 | 1:44.183 | +1.841 | 15:57:14.021 |
| 5 | 1:42.342 | | 15:58:56.363 |
| 6 | 1:43.542 | +1.200 | 16:00:39.905 |
| 7 | 1:43.717 | +1.375 | 16:02:23.622 |
| (284) Luke Harrison | | | |
| 1 | 2:02.852 | +6.904 | 15:52:17.744 |
| 2 | 1:59.907 | +3.959 | 15:54:17.651 |
| 3 | 1:59.322 | +3.374 | 15:56:16.973 |
| 4 | 1:57.605 | +1.657 | 15:58:14.578 |
| 5 | 1:56.811 | +0.863 | 16:00:11.389 |
| 6 | 1:56.377 | +0.429 | 16:02:07.766 |
| 7 | 1:55.948 | | 16:04:03.714 |
| (131) Greg Scanlan | | | |
| 1 | 1:38.672 | | 15:51:51.680 |

Timekeeper:

Race Director:

Weather / Track: Bright - Dry

Results @ www.sportstimingservices.com

Printed: 28/07/2012 16:19:41






Thundersport GB Rounds 10 & 11

HMT Pre-National Sport 600

Rockingham International 1.940 Miles

Mega Laps Merge



| Pos | No. | Name | Class | Overall BestTm | R1. Best Tm | R2. Best Tm | R3. Best Tm | Diff |
|-----|-----|-----------------|-------------|----------------|-------------|-------------|-------------|--------|
| 1 | 95 | Ryan Gibson | Pre Nat 600 | 1:29.261 | 1:32.999 | 1:29.261 | 1:30.272 | |
| 2 | 6 | Dean Pearce | Pre Nat 600 | 1:29.458 | 1:35.154 | 1:29.458 | 1:30.942 | 0.197 |
| 3 | 13 | Luke Shelley | Pre Nat 600 | 1:29.974 | 1:33.376 | 1:29.974 | 1:31.465 | 0.713 |
| 4 | 64 | Chris Hellewell | Pre Nat 600 | 1:30.304 | 1:32.349 | 1:30.304 | | 1.043 |
| 5 | 224 | Barry Teasdale | Pre Nat 600 | 1:31.091 | 1:32.597 | 1:31.093 | 1:31.091 | 1.830 |
| 6 | 99 | Stephen Kaplan | Pre Nat 600 | 1:31.214 | 1:34.562 | 1:31.214 | 1:31.266 | 1.953 |
| 7 | 43 | Chris Wilkinson | Pre Nat 600 | 1:31.285 | 1:33.869 | 1:31.671 | 1:31.285 | 2.024 |
| 8 | 33 | Mark Burditt | Pre Nat 600 | 1:31.465 | 1:38.797 | 1:32.787 | 1:31.465 | 2.204 |
| 9 | 73 | David Brook | Pre Nat 600 | 1:32.442 | 1:34.277 | 1:33.466 | 1:32.442 | 3.181 |
| 10 | 131 | Greg Scanlan | Pre Nat 600 | 1:32.512 | 1:35.507 | 1:32.512 | 1:38.672 | 3.251 |
| 11 | 35 | Anthony Charley | Pre Nat 600 | 1:34.547 | 1:40.198 | 1:34.547 | 1:34.670 | 5.286 |
| 12 | 93 | Ben Neary | Pre Nat 600 | 1:34.738 | 1:39.201 | 1:34.738 | 1:35.227 | 5.477 |
| 13 | 89 | Ben Dovey | Pre Nat 600 | 1:35.511 | 1:48.470 | 1:37.684 | 1:35.511 | 6.250 |
| 14 | 126 | Dean Young | Pre Nat 600 | 1:35.533 | 1:40.364 | 1:35.533 | 1:36.346 | 6.272 |
| 15 | 88 | Michael Golden | Pre Nat 600 | 1:35.878 | 1:40.561 | 1:36.346 | 1:35.878 | 6.617 |
| 16 | 81 | Stevie Elliott | Pre Nat 600 | 1:36.168 | 1:39.883 | 1:36.168 | 1:38.087 | 6.907 |
| 17 | 25 | Josh Hill | Pre Nat 600 | 1:36.601 | 1:36.601 | | | 7.340 |
| 18 | 87 | Graham Humm | Pre Nat 600 | 1:37.478 | 1:39.305 | 1:37.478 | | 8.217 |
| 19 | 47 | Frank Gallagher | Pre Nat 600 | 1:39.211 | 1:52.457 | 1:39.724 | 1:39.211 | 9.950 |
| 20 | 191 | Charley Oakland | Pre Nat 600 | 1:40.477 | 1:45.261 | 1:40.477 | 1:41.166 | 11.216 |
| 21 | 44 | Karl Dyer | Pre Nat 600 | 1:42.342 | 1:46.396 | 1:42.937 | 1:42.342 | 13.081 |
| 22 | 22 | Matt Parker | Pre Nat 600 | 1:44.618 | 1:44.618 | | | 15.357 |
| 23 | 284 | Luke Harrison | Pre Nat 600 | 1:55.948 | 2:04.613 | 1:56.799 | 1:55.948 | 26.687 |

Timekeeper:

Race Director:

Weather / Track:

Results @ www.sportstimeservices.com


Printed: 28/07/2012 18:14:35





Thundersport GB Rounds 10 & 11

HMT Pre-National Sport 600 Rockingham International 1.940 Miles
 Race 2 & 10 Sunday 29/07/2012
 Race (8 Laps)



POLE POSITION

| | 1 | 2 | 3 | 4 |
|---|-----|-----|-----|-----|
| 1 | 95 | 6 | 13 | 64 |
| 2 | 224 | 99 | 43 | 33 |
| 3 | 73 | 131 | 35 | 93 |
| 4 | 89 | 126 | 88 | 81 |
| 5 | 25 | 87 | 47 | 191 |
| 6 | 44 | 22 | 284 | |

Timekeeper:

Race Director:

Weather / Track:

Results @ www.sportstimeservices.com


Printed: 28/07/2012 18:15:29





Thundersport GB Rounds 10 & 11

HMT Pre-National Sport 600 Rockingham International 1.940 Miles
 Race 2 & 10 Sunday 29/07/2012
 Race (8 Laps)



POLE POSITION

| | 1 | 2 | 3 | 4 |
|---|-----------------------------|-------------------------------|-------------------------------|--------------------------------|
| 1 | 95 Ryan Gibson 1:29.261 | 6 Dean Pearce 1:29.458 | 13 Luke Shelley 1:29.974 | 64 Chris Hellewell 1:30.304 |
| 2 | 224 B. Teasdale 1:31.091 | 99 Stephen Kaplan 1:31.214 | 43 C. Wilkinson 1:31.285 | 33 Mark Burditt 1:31.465 |
| 3 | 73 David Brook 1:32.442 | 131 Greg Scanlan 1:32.512 | 35 A. Charley 1:34.547 | 93 Ben Neary 1:34.738 |
| 4 | 89 Ben Dovey 1:35.511 | 126 Dean Young 1:35.533 | 88 Michael Golden 1:35.878 | 81 Stevie Elliott 1:36.168 |
| 5 | 25 Josh Hill 1:36.601 | 87 Graham Humm 1:37.478 | 47 F. Gallagher 1:39.211 | 191 C. Oakland 1:40.477 |
| 6 | 44 Karl Dyer 1:42.342 | 22 Matt Parker 1:44.618 | 284 L. Harrison 1:55.948 | |

Timekeeper:

Race Director:

Weather / Track:

Results @ www.sportstimeservices.com

Printed: 28/07/2012 18:16:23





Thundersport GB Rounds 10 & 11

Sorted on Best Lap time

Warmup
 Pre-Nat 600 & 600 Elite (even numbers)
 Practice started at 9:23:02

Rockingham International 1.940 Miles
 29/07/2012 09:23

| Pos | No. | Name | Class | Bike | CC | Best Tm | In Lap | Diff | 2nd Best | 2nd Lap |
|----------|-----|----------------|-------|--------|-------|----------|--------|-------|----------|---------|
| F | | | | | | | | | | |
| 1 | 8 | Josh Daley | F | Suzuki | 600 F | 1:29.780 | 5 | | 1:30.060 | 4 |
| 2 | 4 | Tom McHale | F | Honda | 600 F | 1:30.098 | 3 | 0.318 | 1:30.108 | 6 |
| 3 | 224 | Barry Teasdale | F | Honda | 600 F | 1:32.942 | 4 | 3.162 | 1:33.227 | 6 |
| 4 | 76 | Dan Shailer | F | Honda | 600 F | 1:33.371 | 4 | 3.591 | 1:35.239 | 3 |

| | | | | | | | | | | |
|--------------------|-----|-----------------|-------------|----------|-------|----------|---|--------|----------|---|
| Pre Nat 600 | | | | | | | | | | |
| 1 | 13 | Luke Shelley | Pre Nat 600 | Honda | 600 P | 1:32.941 | 3 | | 1:33.506 | 5 |
| 2 | 95 | Ryan Gibson | Pre Nat 600 | Yamaha | 600 P | 1:32.966 | 4 | 0.025 | 1:34.896 | 2 |
| 3 | 64 | Chris Hellewell | Pre Nat 600 | Yamaha | 600 P | 1:32.969 | 6 | 0.028 | 1:34.863 | 5 |
| 4 | 33 | Mark Burditt | Pre Nat 600 | Kawasaki | 600 P | 1:33.115 | 5 | 0.174 | 1:33.576 | 4 |
| 5 | 99 | Stephen Kaplan | Pre Nat 600 | Yamaha | 600 P | 1:33.812 | 4 | 0.871 | 1:34.135 | 5 |
| 6 | 73 | David Brook | Pre Nat 600 | Yamaha | 600 P | 1:34.302 | 4 | 1.361 | 1:36.080 | 3 |
| 7 | 93 | Ben Neary | Pre Nat 600 | Yamaha | 600 P | 1:34.870 | 6 | 1.929 | 1:35.795 | 5 |
| 8 | 126 | Dean Young | Pre Nat 600 | Yamaha | 600 P | 1:36.081 | 6 | 3.140 | 1:36.963 | 5 |
| 9 | 35 | Anthony Charley | Pre Nat 600 | Kawasaki | 600 P | 1:36.644 | 6 | 3.703 | 1:36.950 | 5 |
| 10 | 43 | Chris Wilkinson | Pre Nat 600 | Yamaha | 600 P | 1:37.024 | 3 | 4.083 | 1:39.186 | 2 |
| 11 | 89 | Ben Dovey | Pre Nat 600 | Yamaha | 600 P | 1:37.924 | 4 | 4.983 | 1:37.984 | 5 |
| 12 | 6 | Dean Pearce | Pre Nat 600 | Triumph | 600 P | 1:38.340 | 2 | 5.399 | 1:46.767 | 1 |
| 13 | 81 | Stevie Elliott | Pre Nat 600 | Triumph | 675 P | 1:39.492 | 4 | 6.551 | 1:40.690 | 5 |
| 14 | 87 | Graham Humm | Pre Nat 600 | Yamaha | 600 P | 1:40.259 | 6 | 7.318 | 1:40.493 | 5 |
| 15 | 191 | Charley Oakland | Pre Nat 600 | Yamaha | 600 P | 1:41.095 | 6 | 8.154 | 1:41.234 | 5 |
| 16 | 44 | Karl Dyer | Pre Nat 600 | Yamaha | 600 P | 1:42.741 | 4 | 9.800 | 1:46.535 | 3 |
| 17 | 47 | Frank Gallagher | Pre Nat 600 | Kawasaki | 600 P | 1:43.612 | 5 | 10.671 | 1:44.027 | 4 |
| 18 | 284 | Luke Harrison | Pre Nat 600 | Suzuki | 600 P | 1:54.691 | 4 | 21.750 | 1:55.029 | 5 |

| | | | | | | | | | | |
|-----------------|----|-----------------|----------|---------|-----|----------|---|--|----------|---|
| RRV450GP | | | | | | | | | | |
| 1 | 94 | Jamie Thackeray | RRV450GP | Aprilia | 450 | 1:32.964 | 3 | | 1:33.131 | 5 |

| | | | | | | | | | | |
|----------|-----|-----------------|---|----------|-------|----------|---|-------|----------|---|
| S | | | | | | | | | | |
| 1 | 32 | Kyle Wilks | S | Kawasaki | 600 S | 1:28.705 | 6 | | 1:29.631 | 4 |
| 2 | 100 | Connor Tagg | S | Suzuki | 600 S | 1:28.936 | 6 | 0.231 | 1:28.986 | 3 |
| 3 | 72 | Darryl Harrison | S | Suzuki | 600 S | 1:30.090 | 4 | 1.385 | 1:30.355 | 6 |
| 4 | 74 | Curtis Wright | S | Triumph | 675 S | 1:30.700 | 2 | 1.995 | 1:31.410 | 3 |
| 5 | 38 | Dan Harrison | S | Yamaha | 600 S | 1:30.858 | 3 | 2.153 | 1:31.322 | 5 |
| 6 | 50 | Sam Thompson | S | Suzuki | 600 S | 1:32.531 | 3 | 3.826 | 1:33.503 | 2 |
| 7 | 96 | Marcus Woodbine | S | Kawasaki | 600 S | 1:34.501 | 4 | 5.796 | 1:36.847 | 5 |
| 8 | 88 | Michael Golden | S | Kawasaki | 600 S | 1:38.438 | 3 | 9.733 | 1:39.763 | 2 |

Timekeeper:
 Race Director:
 Weather / Track: Bright - Dry
 Results @ www.sportstimingsservices.com
 Printed: 29/07/2012 09:34:59





Thundersport GB Rounds 10 & 11

Sorted on Laps

HMT Pre-National Sport 600 Rockingham International 1.940 Miles
 Race 2 29/07/2012 10:43
 Race (8 Laps) started at 10:43:26

| Pos | No. | Name | Class | Bike | CC | Laps | Total Tm | Diff | Best Tm | In Lap |
|-----|-----|-----------------|-------------|----------|-------|------|-----------|----------|----------|--------|
| 1 | 95 | Ryan Gibson | Pre Nat 600 | Yamaha | 600 P | 8 | 12:11.668 | | 1:29.690 | 4 |
| 2 | 224 | Barry Teasdale | Pre Nat 600 | Suzuki | 600 P | 8 | 12:14.929 | 3.261 | 1:29.693 | 5 |
| 3 | 13 | Luke Shelley | Pre Nat 600 | Honda | 600 P | 8 | 12:22.264 | 10.596 | 1:30.610 | 2 |
| 4 | 64 | Chris Hellewell | Pre Nat 600 | Yamaha | 600 P | 8 | 12:23.321 | 11.653 | 1:30.163 | 8 |
| 5 | 33 | Mark Burditt | Pre Nat 600 | Kawasaki | 600 P | 8 | 12:23.712 | 12.044 | 1:31.030 | 7 |
| 6 | 43 | Chris Wilkinson | Pre Nat 600 | Yamaha | 600 P | 8 | 12:34.911 | 23.243 | 1:31.030 | 3 |
| 7 | 93 | Ben Neary | Pre Nat 600 | Yamaha | 600 P | 8 | 12:39.610 | 27.942 | 1:33.010 | 3 |
| 8 | 35 | Anthony Charley | Pre Nat 600 | Kawasaki | 600 P | 8 | 12:46.207 | 34.539 | 1:32.252 | 6 |
| 9 | 126 | Dean Young | Pre Nat 600 | Yamaha | 600 P | 8 | 12:53.886 | 42.218 | 1:34.834 | 7 |
| 10 | 81 | Stevie Elliott | Pre Nat 600 | Triumph | 675 P | 8 | 12:54.920 | 43.252 | 1:34.507 | 7 |
| 11 | 89 | Ben Dovey | Pre Nat 600 | Yamaha | 600 P | 8 | 13:02.914 | 51.246 | 1:35.121 | 5 |
| 12 | 87 | Graham Humm | Pre Nat 600 | Yamaha | 600 P | 8 | 13:13.811 | 1:02.143 | 1:35.949 | 3 |
| 13 | 47 | Frank Gallagher | Pre Nat 600 | Kawasaki | 600 P | 8 | 13:16.276 | 1:04.608 | 1:37.022 | 6 |
| 14 | 191 | Charley Oakland | Pre Nat 600 | Yamaha | 600 P | 8 | 13:22.737 | 1:11.069 | 1:37.941 | 6 |
| 15 | 44 | Karl Dyer | Pre Nat 600 | Yamaha | 600 P | 8 | 13:46.113 | 1:34.445 | 1:40.763 | 6 |
| 16 | 284 | Luke Harrison | Pre Nat 600 | Suzuki | 600 P | 7 | 12:54.537 | 1 Lap | 1:47.069 | 5 |

Not classified

| | | | | | | | | | | |
|-----|----|----------------|-------------|---------|-------|---|-----------|-----|----------|---|
| DNF | 73 | David Brook | Pre Nat 600 | Yamaha | 600 P | 7 | 11:20.946 | DNF | 1:33.118 | 4 |
| DNF | 99 | Stephen Kaplan | Pre Nat 600 | Yamaha | 600 P | 4 | 6:13.431 | DNF | 1:30.276 | 2 |
| DNF | 6 | Dean Pearce | Pre Nat 600 | Triumph | 600 P | 4 | 6:13.744 | DNF | 1:30.536 | 4 |

110% Time - 13:24.835

| Margin of Victory | Avg. Speed | Best Lap Tm | Best Speed | Best Lap by |
|-------------------|------------|-------------|------------|------------------|
| 3.261 | 76.362 | 1:29.690 | 77.868 | 95 - Ryan Gibson |

Timekeeper:

Race Director:
 Weather / Track: Sunny - Dry
 Results @ www.sportstimingservices.com
 Printed: 29/07/2012 10:57:34





Thundersport GB Rounds 10 & 11

Lapchart

HMT Pre-National Sport 600

Rockingham International 1.940 Miles

Race 2

29/07/2012 10:43

Race (8 Laps) started at 10:43:26



| Competitors | Laps | | | | | | | | | |
|-----------------------|------|-----|-----|-----|-----|-----|-----|-----|-----|-----|
| | 0 | 1 | 2 | 3 | 4 | 5 | 6 | 7 | 8 | |
| Dean Pearce (6) | 1 | 6 | 95 | 95 | 95 | 95 | 95 | 95 | 95 | 95 |
| Ryan Gibson (95) | 2 | 95 | 13 | 13 | 99 | 224 | 224 | 224 | 224 | 224 |
| Chris Hellewell (64) | 3 | 64 | 6 | 99 | 224 | 99 | 13 | 13 | 13 | 13 |
| Luke Shelley (13) | 4 | 13 | 99 | 6 | 6 | 6 | 33 | 33 | 33 | 64 |
| Barry Teasdale (224) | 5 | 224 | 224 | 224 | 13 | 13 | 64 | 64 | 64 | 33 |
| Mark Burditt (33) | 6 | 33 | 33 | 33 | 33 | 33 | 93 | 93 | 43 | 43 |
| Stephen Kaplan (99) | 7 | 99 | 64 | 43 | 43 | 64 | 73 | 43 | 93 | 93 |
| Chris Wilkinson (43) | 8 | 43 | 43 | 64 | 64 | 93 | 43 | 73 | 35 | 35 |
| Ben Neary (93) | 9 | 93 | 93 | 93 | 93 | 73 | 35 | 35 | 126 | 126 |
| David Brook (73) | 10 | 73 | 73 | 73 | 73 | 43 | 126 | 126 | 81 | 81 |
| Anthony Charley (35) | 11 | 35 | 126 | 126 | 126 | 35 | 81 | 81 | 73 | 89 |
| Dean Young (126) | 12 | 126 | 35 | 35 | 35 | 126 | 89 | 89 | 89 | 87 |
| Stevie Elliott (81) | 13 | 81 | 81 | 81 | 81 | 81 | 87 | 87 | 87 | 47 |
| Ben Dovey (89) | 14 | 89 | 87 | 87 | 89 | 89 | 47 | 47 | 47 | 191 |
| Graham Humm (87) | 15 | 87 | 89 | 89 | 87 | 87 | 191 | 191 | 191 | 44 |
| Frank Gallagher (47) | 16 | 47 | 47 | 47 | 47 | 47 | 44 | 44 | 44 | |
| Charley Oakland (191) | 17 | 191 | 191 | 191 | 191 | 191 | 284 | 284 | 284 | |
| Karl Dyer (44) | 18 | 44 | 44 | 44 | 44 | 44 | | | | |
| Luke Harrison (284) | 19 | 284 | 284 | 284 | 284 | 284 | | | | |

Timekeeper:

Race Director:

Weather / Track: Sunny - Dry

Results @ www.sportstimeservices.com

Printed: 29/07/2012 11:00:11





Thundersport GB Rounds 10 & 11

HMT Pre-National Sport 600

Rockingham International 1.940 Miles

Race 2

29/07/2012 10:43

Race (8 Laps) started at 10:43:26

| Lap | Lap Tm | Diff | Time of Day |
|-----------------------------|-----------------|---------|--------------|
| (95) Ryan Gibson | | | |
| 1 | 1:35.117 | +5.427 | 10:45:06.102 |
| 2 | 1:30.263 | +0.573 | 10:46:36.365 |
| 3 | 1:29.911 | +0.221 | 10:48:06.276 |
| 4 | 1:29.690 | | 10:49:35.966 |
| 5 | 1:30.691 | +1.001 | 10:51:06.657 |
| 6 | 1:31.553 | +1.863 | 10:52:38.210 |
| 7 | 1:29.723 | +0.033 | 10:54:07.933 |
| 8 | 1:30.571 | +0.881 | 10:55:38.504 |
| (224) Barry Teasdale | | | |
| 1 | 1:36.681 | +6.988 | 10:45:08.120 |
| 2 | 1:30.445 | +0.752 | 10:46:38.565 |
| 3 | 1:31.241 | +1.548 | 10:48:09.806 |
| 4 | 1:30.145 | +0.452 | 10:49:39.951 |
| 5 | 1:29.693 | | 10:51:09.644 |
| 6 | 1:30.258 | +0.565 | 10:52:39.902 |
| 7 | 1:29.853 | +0.160 | 10:54:09.755 |
| 8 | 1:32.010 | +2.317 | 10:55:41.765 |
| (13) Luke Shelley | | | |
| 1 | 1:35.723 | +5.113 | 10:45:06.901 |
| 2 | 1:30.610 | | 10:46:37.511 |
| 3 | 1:33.033 | +2.423 | 10:48:10.544 |
| 4 | 1:30.969 | +0.359 | 10:49:41.513 |
| 5 | 1:31.304 | +0.694 | 10:51:12.817 |
| 6 | 1:31.857 | +1.247 | 10:52:44.674 |
| 7 | 1:31.377 | +0.767 | 10:54:16.051 |
| 8 | 1:33.049 | +2.439 | 10:55:49.100 |
| (64) Chris Hellewell | | | |
| 1 | 1:38.450 | +8.287 | 10:45:09.575 |
| 2 | 1:33.391 | +3.228 | 10:46:42.966 |
| 3 | 1:31.244 | +1.081 | 10:48:14.210 |
| 4 | 1:31.065 | +0.902 | 10:49:45.275 |
| 5 | 1:31.422 | +1.259 | 10:51:16.697 |
| 6 | 1:32.244 | +2.081 | 10:52:48.941 |
| 7 | 1:31.053 | +0.890 | 10:54:19.994 |
| 8 | 1:30.163 | | 10:55:50.157 |
| (33) Mark Burditt | | | |
| 1 | 1:37.372 | +6.342 | 10:45:08.976 |
| 2 | 1:31.534 | +0.504 | 10:46:40.510 |
| 3 | 1:31.801 | +0.771 | 10:48:12.311 |
| 4 | 1:31.608 | +0.578 | 10:49:43.919 |
| 5 | 1:32.320 | +1.290 | 10:51:16.239 |
| 6 | 1:32.173 | +1.143 | 10:52:48.412 |
| 7 | 1:31.030 | | 10:54:19.442 |
| 8 | 1:31.106 | +0.076 | 10:55:50.548 |
| (43) Chris Wilkinson | | | |
| 1 | 1:37.904 | +6.874 | 10:45:09.708 |
| 2 | 1:31.771 | +0.741 | 10:46:41.479 |
| 3 | 1:31.030 | | 10:48:12.509 |
| 4 | 1:41.049 | +10.019 | 10:49:53.558 |
| 5 | 1:32.162 | +1.132 | 10:51:25.720 |
| 6 | 1:32.764 | +1.734 | 10:52:58.484 |
| 7 | 1:31.432 | +0.402 | 10:54:29.916 |
| 8 | 1:31.831 | +0.801 | 10:56:01.747 |
| (93) Ben Neary | | | |
| 1 | 1:38.157 | +5.147 | 10:45:10.171 |
| 2 | 1:34.179 | +1.169 | 10:46:44.350 |
| 3 | 1:33.010 | | 10:48:17.360 |
| 4 | 1:33.592 | +0.582 | 10:49:50.952 |

| Lap | Lap Tm | Diff | Time of Day |
|------------------------------|-----------------|--------|--------------|
| 5 | 1:34.041 | +1.031 | 10:51:24.993 |
| 6 | 1:33.117 | +0.107 | 10:52:58.110 |
| 7 | 1:34.475 | +1.465 | 10:54:32.585 |
| 8 | 1:33.861 | +0.851 | 10:56:06.446 |
| (35) Anthony Charley | | | |
| 1 | 1:41.381 | +9.129 | 10:45:13.655 |
| 2 | 1:36.580 | +4.328 | 10:46:50.235 |
| 3 | 1:35.389 | +3.137 | 10:48:25.624 |
| 4 | 1:34.764 | +2.512 | 10:50:00.388 |
| 5 | 1:33.104 | +0.852 | 10:51:33.492 |
| 6 | 1:32.252 | | 10:53:05.744 |
| 7 | 1:32.884 | +0.632 | 10:54:38.628 |
| 8 | 1:34.415 | +2.163 | 10:56:13.043 |
| (126) Dean Young | | | |
| 1 | 1:40.608 | +5.774 | 10:45:13.195 |
| 2 | 1:36.288 | +1.454 | 10:46:49.483 |
| 3 | 1:35.880 | +1.046 | 10:48:25.363 |
| 4 | 1:35.069 | +0.235 | 10:50:00.432 |
| 5 | 1:35.411 | +0.577 | 10:51:35.843 |
| 6 | 1:35.194 | +0.360 | 10:53:11.037 |
| 7 | 1:34.834 | | 10:54:45.871 |
| 8 | 1:34.851 | +0.017 | 10:56:20.722 |
| (81) Stevie Elliott | | | |
| 1 | 1:41.555 | +7.048 | 10:45:14.310 |
| 2 | 1:36.375 | +1.868 | 10:46:50.685 |
| 3 | 1:35.726 | +1.219 | 10:48:26.411 |
| 4 | 1:34.882 | +0.375 | 10:50:01.293 |
| 5 | 1:35.197 | +0.690 | 10:51:36.490 |
| 6 | 1:35.209 | +0.702 | 10:53:11.699 |
| 7 | 1:34.507 | | 10:54:46.206 |
| 8 | 1:35.550 | +1.043 | 10:56:21.756 |
| (89) Ben Dovey | | | |
| 1 | 1:43.089 | +7.968 | 10:45:16.317 |
| 2 | 1:36.593 | +1.472 | 10:46:52.910 |
| 3 | 1:35.179 | +0.058 | 10:48:28.089 |
| 4 | 1:35.370 | +0.249 | 10:50:03.459 |
| 5 | 1:35.121 | | 10:51:38.580 |
| 6 | 1:37.685 | +2.564 | 10:53:16.265 |
| 7 | 1:36.605 | +1.484 | 10:54:52.870 |
| 8 | 1:36.880 | +1.759 | 10:56:29.750 |
| (87) Graham Humm | | | |
| 1 | 1:42.216 | +6.267 | 10:45:15.458 |
| 2 | 1:36.985 | +1.036 | 10:46:52.443 |
| 3 | 1:35.949 | | 10:48:28.392 |
| 4 | 1:36.112 | +0.163 | 10:50:04.504 |
| 5 | 1:37.926 | +1.977 | 10:51:42.430 |
| 6 | 1:39.499 | +3.550 | 10:53:21.929 |
| 7 | 1:39.084 | +3.135 | 10:55:01.013 |
| 8 | 1:39.634 | +3.685 | 10:56:40.647 |
| (47) Frank Gallagher | | | |
| 1 | 1:44.068 | +7.046 | 10:45:17.382 |
| 2 | 1:38.741 | +1.719 | 10:46:56.123 |
| 3 | 1:39.525 | +2.503 | 10:48:35.648 |
| 4 | 1:37.834 | +0.812 | 10:50:13.482 |
| 5 | 1:38.208 | +1.186 | 10:51:51.690 |
| 6 | 1:37.022 | | 10:53:28.712 |
| 7 | 1:37.322 | +0.300 | 10:55:06.034 |
| 8 | 1:37.078 | +0.056 | 10:56:43.112 |
| (191) Charley Oakland | | | |

| Lap | Lap Tm | Diff | Time of Day |
|----------------------------|-----------------|---------|--------------|
| 1 | 1:44.429 | +6.488 | 10:45:17.785 |
| 2 | 1:38.682 | +0.741 | 10:46:56.467 |
| 3 | 1:39.492 | +1.551 | 10:48:35.959 |
| 4 | 1:38.127 | +0.186 | 10:50:14.086 |
| 5 | 1:38.383 | +0.442 | 10:51:52.469 |
| 6 | 1:37.941 | | 10:53:30.410 |
| 7 | 1:38.946 | +1.005 | 10:55:09.356 |
| 8 | 1:40.217 | +2.276 | 10:56:49.573 |
| (44) Karl Dyer | | | |
| 1 | 1:45.490 | +4.727 | 10:45:19.297 |
| 2 | 1:41.776 | +1.013 | 10:47:01.073 |
| 3 | 1:41.385 | +0.622 | 10:48:42.458 |
| 4 | 1:42.144 | +1.381 | 10:50:24.602 |
| 5 | 1:43.085 | +2.322 | 10:52:07.687 |
| 6 | 1:40.763 | | 10:53:48.450 |
| 7 | 1:41.897 | +1.134 | 10:55:30.347 |
| 8 | 1:42.602 | +1.839 | 10:57:12.949 |
| (284) Luke Harrison | | | |
| 1 | 1:55.401 | +8.332 | 10:45:29.278 |
| 2 | 1:51.194 | +4.125 | 10:47:20.472 |
| 3 | 1:50.054 | +2.985 | 10:49:10.526 |
| 4 | 1:48.609 | +1.540 | 10:50:59.135 |
| 5 | 1:47.069 | | 10:52:46.204 |
| 6 | 1:47.151 | +0.082 | 10:54:33.355 |
| 7 | 1:48.018 | +0.949 | 10:56:21.373 |
| (73) David Brook | | | |
| 1 | 1:38.577 | +5.459 | 10:45:10.710 |
| 2 | 1:33.810 | +0.692 | 10:46:44.520 |
| 3 | 1:33.487 | +0.369 | 10:48:18.007 |
| 4 | 1:33.118 | | 10:49:51.125 |
| 5 | 1:34.350 | +1.232 | 10:51:25.475 |
| 6 | 1:34.821 | +1.703 | 10:53:00.296 |
| 7 | 1:47.486 | +14.368 | 10:54:47.782 |
| (99) Stephen Kaplan | | | |
| 1 | 1:35.938 | +5.662 | 10:45:07.716 |
| 2 | 1:30.276 | | 10:46:37.992 |
| 3 | 1:31.661 | +1.385 | 10:48:09.653 |
| 4 | 1:30.614 | +0.338 | 10:49:40.267 |
| (6) Dean Pearce | | | |
| 1 | 1:36.407 | +5.871 | 10:45:07.363 |
| 2 | 1:30.921 | +0.385 | 10:46:38.284 |
| 3 | 1:31.760 | +1.224 | 10:48:10.044 |
| 4 | 1:30.536 | | 10:49:40.580 |

Timekeeper:

Race Director:

Weather / Track: Sunny - Dry

Results @ www.sportstimingsservices.com

Printed: 29/07/2012 11:00:54





Thundersport GB Rounds 10 & 11

Sorted on Laps

HMT Pre-National Sport 600 Rockingham International 1.940 Miles
 Race 10 29/07/2012 14:21
 Race (8 Laps) started at 14:21:45

| Pos | No. | Name | Class | Bike | CC | Laps | Total Tm | Diff | Best Tm | In Lap |
|-----|-----|-----------------|-------------|----------|-------|------|-----------|----------|----------|--------|
| 1 | 95 | Ryan Gibson | Pre Nat 600 | Yamaha | 600 P | 8 | 12:16.265 | | 1:29.794 | 7 |
| 2 | 64 | Chris Hellewell | Pre Nat 600 | Yamaha | 600 P | 8 | 12:20.082 | 3.817 | 1:30.059 | 7 |
| 3 | 6 | Dean Pearce | Pre Nat 600 | Triumph | 600 P | 8 | 12:22.066 | 5.801 | 1:30.932 | 8 |
| 4 | 224 | Barry Teasdale | Pre Nat 600 | Suzuki | 600 P | 8 | 12:22.532 | 6.267 | 1:30.148 | 7 |
| 5 | 13 | Luke Shelley | Pre Nat 600 | Honda | 600 P | 8 | 12:23.429 | 7.164 | 1:31.200 | 7 |
| 6 | 33 | Mark Burditt | Pre Nat 600 | Kawasaki | 600 P | 8 | 12:29.959 | 13.694 | 1:31.198 | 8 |
| 7 | 93 | Ben Neary | Pre Nat 600 | Yamaha | 600 P | 8 | 12:45.054 | 28.789 | 1:32.888 | 8 |
| 8 | 35 | Anthony Charley | Pre Nat 600 | Kawasaki | 600 P | 8 | 12:45.337 | 29.072 | 1:32.972 | 5 |
| 9 | 81 | Stevie Elliott | Pre Nat 600 | Triumph | 675 P | 8 | 12:57.032 | 40.767 | 1:34.604 | 8 |
| 10 | 89 | Ben Dovey | Pre Nat 600 | Yamaha | 600 P | 8 | 13:08.400 | 52.135 | 1:36.385 | 8 |
| 11 | 47 | Frank Gallagher | Pre Nat 600 | Kawasaki | 600 P | 8 | 13:12.152 | 55.887 | 1:35.932 | 8 |
| 12 | 87 | Graham Humm | Pre Nat 600 | Yamaha | 600 P | 8 | 13:12.306 | 56.041 | 1:35.665 | 7 |
| 13 | 126 | Dean Young | Pre Nat 600 | Yamaha | 600 P | 8 | 13:35.381 | 1:19.116 | 1:37.858 | 2 |
| 14 | 44 | Karl Dyer | Pre Nat 600 | Yamaha | 600 P | 8 | 13:55.003 | 1:38.738 | 1:41.616 | 2 |
| 15 | 284 | Luke Harrison | Pre Nat 600 | Suzuki | 600 P | 7 | 13:06.144 | 1 Lap | 1:48.948 | 6 |

Not classified

| | | | | | | | | | | |
|-----|-----|-----------------|-------------|--------|-------|---|----------|-----|----------|---|
| DNF | 191 | Charley Oakland | Pre Nat 600 | Yamaha | 600 P | 5 | 9:29.355 | DNF | 1:47.373 | 4 |
| DNF | 43 | Chris Wilkinson | Pre Nat 600 | Yamaha | 600 P | | 6.224 | DNF | | 0 |

110% Time - 13:29.892

| Margin of Victory | Avg. Speed | Best Lap Tm | Best Speed | Best Lap by |
|-------------------|------------|-------------|------------|------------------|
| 3.817 | 75.886 | 1:29.794 | 77.778 | 95 - Ryan Gibson |

Timekeeper:

Race Director:

Weather / Track: Cloudy - Dry

Results @ www.sportstimingservices.com

Printed: 29/07/2012 14:35:51





Thundersport GB Rounds 10 & 11

Lapchart

HMT Pre-National Sport 600

Rockingham International 1.940 Miles

Race 10

29/07/2012 14:21

Race (8 Laps) started at 14:21:45



| Competitors | Laps | | | | | | | | | |
|-----------------------|------|-----|-----|-----|-----|-----|-----|-----|-----|-----|
| | 0 | 1 | 2 | 3 | 4 | 5 | 6 | 7 | 8 | |
| Dean Pearce (6) | 1 | 6 | 95 | 95 | 95 | 95 | 95 | 95 | 95 | 95 |
| Ryan Gibson (95) | 2 | 95 | 64 | 64 | 64 | 64 | 64 | 64 | 64 | 64 |
| Luke Shelley (13) | 3 | 13 | 13 | 13 | 13 | 6 | 6 | 6 | 6 | 6 |
| Chris Hellewell (64) | 4 | 64 | 6 | 6 | 6 | 13 | 13 | 224 | 224 | 224 |
| Barry Teasdale (224) | 5 | 224 | 33 | 224 | 224 | 224 | 224 | 13 | 13 | 13 |
| Mark Burditt (33) | 6 | 33 | 224 | 33 | 33 | 33 | 33 | 33 | 33 | 33 |
| Ben Neary (93) | 7 | 93 | 93 | 93 | 93 | 93 | 35 | 35 | 35 | 93 |
| Chris Wilkinson (43) | 8 | 43 | 35 | 35 | 35 | 35 | 93 | 93 | 93 | 35 |
| Anthony Charley (35) | 9 | 35 | 126 | 126 | 81 | 81 | 81 | 81 | 81 | 81 |
| Stevie Elliott (81) | 10 | 81 | 81 | 81 | 89 | 89 | 89 | 89 | 89 | 89 |
| Dean Young (126) | 11 | 126 | 89 | 89 | 126 | 126 | 47 | 47 | 87 | 47 |
| Ben Dovey (89) | 12 | 89 | 87 | 87 | 47 | 47 | 126 | 87 | 47 | 87 |
| Graham Humm (87) | 13 | 87 | 47 | 47 | 87 | 87 | 87 | 126 | 126 | 126 |
| Frank Gallagher (47) | 14 | 47 | 44 | 44 | 44 | 44 | 44 | 44 | 44 | 44 |
| Charley Oakland (191) | 15 | 191 | 191 | 191 | 191 | 191 | 284 | 284 | 284 | 284 |
| Karl Dyer (44) | 16 | 44 | 284 | 284 | 284 | 284 | 191 | | | |
| Luke Harrison (284) | 17 | 284 | | | | | | | | |

Timekeeper:
 Race Director:
 Weather / Track: Cloudy - Dry
 Results @ www.sportstimeservices.com
 Printed: 29/07/2012 14:37:48





Thundersport GB Rounds 10 & 11

HMT Pre-National Sport 600

Rockingham International 1.940 Miles

Race 10

29/07/2012 14:21

Race (8 Laps) started at 14:21:45

| Lap | Lap Tm | Diff | Time of Day |
|-----------------------------|-----------------|--------|--------------|
| (95) Ryan Gibson | | | |
| 1 | 1:35.128 | +5.334 | 14:23:25.612 |
| 2 | 1:30.798 | +1.004 | 14:24:56.410 |
| 3 | 1:31.144 | +1.350 | 14:26:27.554 |
| 4 | 1:31.556 | +1.762 | 14:27:59.110 |
| 5 | 1:31.692 | +1.898 | 14:29:30.802 |
| 6 | 1:30.563 | +0.769 | 14:31:01.365 |
| 7 | 1:29.794 | | 14:32:31.159 |
| 8 | 1:30.639 | +0.845 | 14:34:01.798 |
| (64) Chris Hellewell | | | |
| 1 | 1:35.824 | +5.765 | 14:23:26.471 |
| 2 | 1:30.314 | +0.255 | 14:24:56.785 |
| 3 | 1:31.181 | +1.122 | 14:26:27.966 |
| 4 | 1:31.542 | +1.483 | 14:27:59.508 |
| 5 | 1:31.728 | +1.669 | 14:29:31.236 |
| 6 | 1:30.902 | +0.843 | 14:31:02.138 |
| 7 | 1:30.059 | | 14:32:32.197 |
| 8 | 1:33.418 | +3.359 | 14:34:05.615 |
| (6) Dean Pearce | | | |
| 1 | 1:36.866 | +5.934 | 14:23:27.269 |
| 2 | 1:32.090 | +1.158 | 14:24:59.359 |
| 3 | 1:31.643 | +0.711 | 14:26:31.002 |
| 4 | 1:32.286 | +1.354 | 14:28:03.288 |
| 5 | 1:31.367 | +0.435 | 14:29:34.655 |
| 6 | 1:31.006 | +0.074 | 14:31:05.661 |
| 7 | 1:31.006 | +0.074 | 14:32:36.667 |
| 8 | 1:30.932 | | 14:34:07.599 |
| (224) Barry Teasdale | | | |
| 1 | 1:37.800 | +7.652 | 14:23:28.740 |
| 2 | 1:31.771 | +1.623 | 14:25:00.511 |
| 3 | 1:30.838 | +0.690 | 14:26:31.349 |
| 4 | 1:32.237 | +2.089 | 14:28:03.586 |
| 5 | 1:31.652 | +1.504 | 14:29:35.238 |
| 6 | 1:31.647 | +1.499 | 14:31:06.885 |
| 7 | 1:30.148 | | 14:32:37.033 |
| 8 | 1:31.032 | +0.884 | 14:34:08.065 |
| (13) Luke Shelley | | | |
| 1 | 1:36.312 | +5.112 | 14:23:26.881 |
| 2 | 1:31.678 | +0.478 | 14:24:58.559 |
| 3 | 1:31.834 | +0.634 | 14:26:30.393 |
| 4 | 1:31.746 | +0.546 | 14:28:02.139 |
| 5 | 1:32.838 | +1.638 | 14:29:34.977 |
| 6 | 1:31.449 | +0.249 | 14:31:06.426 |
| 7 | 1:31.200 | | 14:32:37.626 |
| 8 | 1:31.336 | +0.136 | 14:34:08.962 |
| (33) Mark Burditt | | | |
| 1 | 1:37.038 | +5.840 | 14:23:28.170 |
| 2 | 1:33.054 | +1.856 | 14:25:01.224 |
| 3 | 1:32.460 | +1.262 | 14:26:33.684 |
| 4 | 1:32.659 | +1.461 | 14:28:06.343 |
| 5 | 1:32.188 | +0.990 | 14:29:38.531 |
| 6 | 1:33.567 | +2.369 | 14:31:12.098 |
| 7 | 1:32.196 | +0.998 | 14:32:44.294 |
| 8 | 1:31.198 | | 14:34:15.492 |
| (93) Ben Neary | | | |
| 1 | 1:37.658 | +4.770 | 14:23:29.342 |
| 2 | 1:33.969 | +1.081 | 14:25:03.311 |
| 3 | 1:35.477 | +2.589 | 14:26:38.788 |
| 4 | 1:35.624 | +2.736 | 14:28:14.412 |

| Lap | Lap Tm | Diff | Time of Day |
|-----------------------------|-----------------|--------|--------------|
| 5 | 1:34.592 | +1.704 | 14:29:49.004 |
| 6 | 1:34.074 | +1.186 | 14:31:23.078 |
| 7 | 1:34.621 | +1.733 | 14:32:57.699 |
| 8 | 1:32.888 | | 14:34:30.587 |
| (35) Anthony Charley | | | |
| 1 | 1:39.260 | +6.288 | 14:23:31.085 |
| 2 | 1:34.872 | +1.900 | 14:25:05.957 |
| 3 | 1:34.492 | +1.520 | 14:26:40.449 |
| 4 | 1:34.034 | +1.062 | 14:28:14.483 |
| 5 | 1:32.972 | | 14:29:47.455 |
| 6 | 1:35.232 | +2.260 | 14:31:22.687 |
| 7 | 1:34.689 | +1.717 | 14:32:57.376 |
| 8 | 1:33.494 | +0.522 | 14:34:30.870 |
| (81) Stevie Elliott | | | |
| 1 | 1:40.722 | +6.118 | 14:23:32.862 |
| 2 | 1:37.793 | +3.189 | 14:25:10.655 |
| 3 | 1:35.565 | +0.961 | 14:26:46.220 |
| 4 | 1:35.710 | +1.106 | 14:28:21.930 |
| 5 | 1:35.840 | +1.236 | 14:29:57.770 |
| 6 | 1:35.424 | +0.820 | 14:31:33.194 |
| 7 | 1:34.767 | +0.163 | 14:33:07.961 |
| 8 | 1:34.604 | | 14:34:42.565 |
| (89) Ben Dovey | | | |
| 1 | 1:41.499 | +5.114 | 14:23:33.889 |
| 2 | 1:37.349 | +0.964 | 14:25:11.238 |
| 3 | 1:38.214 | +1.829 | 14:26:49.452 |
| 4 | 1:36.744 | +0.359 | 14:28:26.196 |
| 5 | 1:37.053 | +0.668 | 14:30:03.249 |
| 6 | 1:37.417 | +1.032 | 14:31:40.666 |
| 7 | 1:36.882 | +0.497 | 14:33:17.548 |
| 8 | 1:36.385 | | 14:34:53.933 |
| (47) Frank Gallagher | | | |
| 1 | 1:43.642 | +7.710 | 14:23:36.506 |
| 2 | 1:38.633 | +2.701 | 14:25:15.139 |
| 3 | 1:38.166 | +2.234 | 14:26:53.305 |
| 4 | 1:36.765 | +0.833 | 14:28:30.070 |
| 5 | 1:38.220 | +2.288 | 14:30:08.290 |
| 6 | 1:36.239 | +0.307 | 14:31:44.529 |
| 7 | 1:37.224 | +1.292 | 14:33:21.753 |
| 8 | 1:35.932 | | 14:34:57.685 |
| (87) Graham Humm | | | |
| 1 | 1:43.150 | +7.485 | 14:23:35.738 |
| 2 | 1:38.892 | +3.227 | 14:25:14.630 |
| 3 | 1:38.929 | +3.264 | 14:26:53.559 |
| 4 | 1:36.996 | +1.331 | 14:28:30.555 |
| 5 | 1:38.714 | +3.049 | 14:30:09.269 |
| 6 | 1:36.776 | +1.111 | 14:31:46.045 |
| 7 | 1:35.665 | | 14:33:21.710 |
| 8 | 1:36.129 | +0.464 | 14:34:57.839 |
| (126) Dean Young | | | |
| 1 | 1:40.401 | +2.543 | 14:23:32.644 |
| 2 | 1:37.858 | | 14:25:10.502 |
| 3 | 1:39.826 | +1.968 | 14:26:50.328 |
| 4 | 1:39.673 | +1.815 | 14:28:30.001 |
| 5 | 1:39.149 | +1.291 | 14:30:09.150 |
| 6 | 1:41.714 | +3.856 | 14:31:50.864 |
| 7 | 1:44.716 | +6.858 | 14:33:35.580 |
| 8 | 1:45.334 | +7.476 | 14:35:20.914 |
| (44) Karl Dyer | | | |

| Lap | Lap Tm | Diff | Time of Day |
|------------------------------|-----------------|---------|--------------|
| 1 | 1:45.974 | +4.358 | 14:23:39.523 |
| 2 | 1:41.616 | | 14:25:21.139 |
| 3 | 1:46.655 | +5.039 | 14:27:07.794 |
| 4 | 1:42.486 | +0.870 | 14:28:50.280 |
| 5 | 1:43.937 | +2.321 | 14:30:34.217 |
| 6 | 1:42.309 | +0.693 | 14:32:16.526 |
| 7 | 1:41.684 | +0.068 | 14:33:58.210 |
| 8 | 1:42.326 | +0.710 | 14:35:40.536 |
| (284) Luke Harrison | | | |
| 1 | 1:56.147 | +7.199 | 14:23:49.862 |
| 2 | 1:52.738 | +3.790 | 14:25:42.600 |
| 3 | 1:52.295 | +3.347 | 14:27:34.895 |
| 4 | 1:49.263 | +0.315 | 14:29:24.158 |
| 5 | 1:49.173 | +0.225 | 14:31:13.331 |
| 6 | 1:48.948 | | 14:33:02.279 |
| 7 | 1:49.398 | +0.450 | 14:34:51.677 |
| (191) Charley Oakland | | | |
| 1 | 1:52.382 | +5.009 | 14:23:45.648 |
| 2 | 1:47.910 | +0.537 | 14:25:33.558 |
| 3 | 1:49.131 | +1.758 | 14:27:22.689 |
| 4 | 1:47.373 | | 14:29:10.062 |
| 5 | 2:04.825 | +17.452 | 14:31:14.888 |

Timekeeper:

Race Director:

Weather / Track: Cloudy - Dry

Results @ www.sportstimingsservices.com

Printed: 29/07/2012 14:38:41





Thundersport GB Rounds 10 & 11

Sorted on Best Lap time

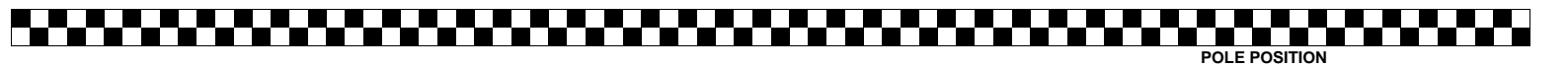
Morello Services GP1 Rockingham International 1.940 Miles
 Qualifying 28/07/2012 09:43
 Practice started at 9:45:28

| Pos | No. | Name | Class | Bike | CC | Best Tm | In Lap | Diff | 2nd Best | 2nd Lap |
|-----|-----|-------------------|-------|----------|---------|----------|--------|--------|----------|---------|
| 1 | 4 | Peter Baker | GP | Suzuki | 1000 GP | 1:26.332 | 7 | | 1:26.927 | 6 |
| 2 | 30 | Ian Mackman | GP | Kawasaki | 1000 GP | 1:26.364 | 6 | 0.032 | 1:26.782 | 3 |
| 3 | 11 | Ben Scranage | GP/S | Honda | 1000 S | 1:26.900 | 8 | 0.568 | 1:27.380 | 7 |
| 4 | 19 | Mike Dickinson | GP | BMW | 1000 GP | 1:27.238 | 4 | 0.906 | 1:27.316 | 3 |
| 5 | 111 | Alex Heaton | GP/S | Ducati | 1198 S | 1:27.323 | 2 | 0.991 | 1:33.004 | 1 |
| 6 | 21 | Chris Barnes | GP/S | BMW | 1000 S | 1:27.664 | 4 | 1.332 | 1:28.195 | 2 |
| 7 | 3 | Adrian Clark | GP | Honda | 1000 GP | 1:27.955 | 7 | 1.623 | 1:28.580 | 4 |
| 8 | 38 | Scot Adam | GP | Ducati | 848 GP | 1:28.384 | 4 | 2.052 | 1:28.678 | 3 |
| 9 | 7 | Adam Robinson | GP/S | Suzuki | 1000 S | 1:28.568 | 10 | 2.236 | 1:28.864 | 9 |
| 10 | 177 | John Blundell | GP/S | Honda | 1000 S | 1:28.798 | 7 | 2.466 | 1:29.165 | 8 |
| 11 | 63 | Kevin Davies | GP/S | Suzuki | 1000 S | 1:29.306 | 5 | 2.974 | 1:29.970 | 4 |
| 12 | 41 | Colin Thompson | GP/S | BMW | 1000 S | 1:31.984 | 6 | 5.652 | 1:31.995 | 8 |
| 13 | 23 | Justin Stephenson | GP | Suzuki | 1000 GP | 1:32.524 | 8 | 6.192 | 1:33.363 | 7 |
| 14 | 13 | Richard Blunt | GP | Suzuki | 750 GP | 1:32.862 | 7 | 6.530 | 1:34.538 | 4 |
| 15 | 74 | Jimmy Nixon | GP/S | Honda | 1000 S | 1:33.616 | 5 | 7.284 | 1:34.242 | 8 |
| 16 | 195 | Robert Cadiz | GP/S | Honda | 1000 S | 1:33.736 | 5 | 7.404 | 1:33.818 | 6 |
| 17 | 96 | Callum O'Shea | GP/S | Honda | 1000 S | 1:33.815 | 6 | 7.483 | 1:33.938 | 7 |
| 18 | 280 | Stephen Foster | GP | Honda | 1000 GP | 1:41.622 | 9 | 15.290 | 1:42.178 | 8 |
| 19 | 51 | Charlie Flett | GP/S | Ducati | 1098 S | 1:41.990 | 3 | 15.658 | 1:44.471 | 5 |



Thundersport GB Rounds 10 & 11

Morello Services GP1 Rockingham International 1.940 Miles
 Race 9 Saturday 28/07/2012
 Race (11 Laps)



| POLE POSITION | | | | 1 |
|--|---|--|--|--|
| <div style="border: 1px solid black; padding: 5px; margin-bottom: 5px;">4 19</div> <div style="border: 1px solid black; padding: 5px; margin-bottom: 5px;">8 38</div> <div style="border: 1px solid black; padding: 5px; margin-bottom: 5px;">12 41</div> <div style="border: 1px solid black; padding: 5px;">16 195</div> | <div style="border: 1px solid black; padding: 5px; margin-bottom: 5px;">3 11</div> <div style="border: 1px solid black; padding: 5px; margin-bottom: 5px;">7 3</div> <div style="border: 1px solid black; padding: 5px; margin-bottom: 5px;">11 63</div> <div style="border: 1px solid black; padding: 5px; margin-bottom: 5px;">15 74</div> <div style="border: 1px solid black; padding: 5px;">19 51</div> | <div style="border: 1px solid black; padding: 5px; margin-bottom: 5px;">2 30</div> <div style="border: 1px solid black; padding: 5px; margin-bottom: 5px;">6 21</div> <div style="border: 1px solid black; padding: 5px; margin-bottom: 5px;">10 177</div> <div style="border: 1px solid black; padding: 5px; margin-bottom: 5px;">14 13</div> <div style="border: 1px solid black; padding: 5px;">18 280</div> | <div style="border: 1px solid black; padding: 5px; margin-bottom: 5px;">1 4</div> <div style="border: 1px solid black; padding: 5px; margin-bottom: 5px;">5 111</div> <div style="border: 1px solid black; padding: 5px; margin-bottom: 5px;">9 7</div> <div style="border: 1px solid black; padding: 5px; margin-bottom: 5px;">13 23</div> <div style="border: 1px solid black; padding: 5px;">17 96</div> | 1 2 3 4 5 |

Timekeeper:

Race Director:

Weather / Track:

Results @ www.sportstimeservices.com

Printed: 28/07/2012 10:03:00





Thundersport GB Rounds 10 & 11

Sorted on Laps

Morello Services GP1

Rockingham International 1.940 Miles

Race 9

28/07/2012 15:07

Race (11 Laps) started at 15:07:23

| Pos | No. | Name | Class | Bike | CC | Laps | Total Tm | Diff | Best Tm | In Lap |
|-----|-----|-------------------|-------|----------|---------|------|-----------|----------|----------|--------|
| 1 | 30 | Ian Mackman | GP | Kawasaki | 1000 GP | 11 | 15:59.009 | | 1:26.070 | 3 |
| 2 | 4 | Peter Baker | GP | Suzuki | 1000 GP | 11 | 15:59.303 | 0.294 | 1:26.147 | 3 |
| 3 | 19 | Mike Dickinson | GP | BMW | 1000 GP | 11 | 16:00.547 | 1.538 | 1:25.943 | 4 |
| 4 | 111 | Alex Heaton | GP/S | Ducati | 1198 S | 11 | 16:09.316 | 10.307 | 1:26.773 | 3 |
| 5 | 11 | Ben Scranage | GP/S | Honda | 1000 S | 11 | 16:11.119 | 12.110 | 1:26.592 | 2 |
| 6 | 3 | Adrian Clark | GP | Honda | 1000 GP | 11 | 16:16.330 | 17.321 | 1:27.196 | 2 |
| 7 | 38 | Scot Adam | GP | Ducati | 848 GP | 11 | 16:17.135 | 18.126 | 1:27.611 | 9 |
| 8 | 21 | Chris Barnes | GP/S | BMW | 1000 S | 11 | 16:26.344 | 27.335 | 1:28.330 | 4 |
| 9 | 177 | John Blundell | GP/S | Honda | 1000 S | 11 | 16:27.678 | 28.669 | 1:28.028 | 9 |
| 10 | 7 | Adam Robinson | GP/S | Suzuki | 1000 S | 11 | 16:28.269 | 29.260 | 1:28.057 | 9 |
| 11 | 63 | Kevin Davies | GP/S | Suzuki | 1000 S | 11 | 16:35.619 | 36.610 | 1:28.862 | 5 |
| 12 | 41 | Colin Thompson | GP/S | BMW | 1000 S | 11 | 17:02.241 | 1:03.232 | 1:31.400 | 3 |
| 13 | 23 | Justin Stephenson | GP | Suzuki | 1000 GP | 11 | 17:09.693 | 1:10.684 | 1:31.630 | 5 |
| 14 | 195 | Robert Cadiz | GP/S | Honda | 1000 S | 11 | 17:13.726 | 1:14.717 | 1:32.433 | 9 |
| 15 | 74 | Jimmy Nixon | GP/S | Honda | 1000 S | 11 | 17:25.030 | 1:26.021 | 1:33.495 | 10 |
| 16 | 96 | Callum O'Shea | GP/S | Honda | 1000 S | 11 | 17:29.513 | 1:30.504 | 1:33.878 | 5 |

GP1

Not classified

| | | | | | | | | | | |
|-----|-----|----------------|------|--------|---------|---|----------|-----|----------|---|
| DNF | 51 | Charlie Flett | GP/S | Ducati | 1098 S | 5 | 8:41.294 | DNF | 1:41.525 | 2 |
| DNF | 280 | Stephen Foster | GP | Honda | 1000 GP | 2 | 3:31.723 | DNF | 1:41.011 | 2 |

110% Time - 17:34.910

| Margin of Victory | Avg. Speed | Best Lap Tm | Best Speed | Best Lap by |
|-------------------|------------|-------------|------------|---------------------|
| 0.294 | 80.108 | 1:25.943 | 81.263 | 19 - Mike Dickinson |

Timekeeper:

Race Director:

Weather / Track: Cloudy - Dry

Results @ www.sportstimingservices.com

Printed: 28/07/2012 15:27:02





Thundersport GB Rounds 10 & 11

Lapchart

Morello Services GP1 Rockingham International 1.940 Miles

Race 9 28/07/2012 15:07

Race (11 Laps) started at 15:07:23

| Competitors | Laps | | | | | | | | | | | |
|------------------------|------|-----|-----|-----|-----|-----|-----|-----|-----|-----|-----|-----|
| | 0 | 1 | 2 | 3 | 4 | 5 | 6 | 7 | 8 | 9 | 10 | 11 |
| Ian Mackman (30) | 1 | 30 | 30 | 30 | 30 | 30 | 30 | 30 | 4 | 4 | 30 | 30 |
| Peter Baker (4) | 2 | 4 | 4 | 4 | 4 | 4 | 4 | 4 | 30 | 30 | 4 | 4 |
| Ben Scranage (11) | 3 | 11 | 11 | 19 | 19 | 19 | 19 | 19 | 19 | 19 | 19 | 19 |
| Mike Dickinson (19) | 4 | 19 | 19 | 11 | 11 | 11 | 111 | 111 | 111 | 11 | 11 | 111 |
| Alex Heaton (111) | 5 | 111 | 111 | 111 | 111 | 111 | 11 | 11 | 11 | 111 | 111 | 11 |
| Adrian Clark (3) | 6 | 3 | 3 | 3 | 3 | 3 | 3 | 3 | 3 | 3 | 3 | 3 |
| Scot Adam (38) | 7 | 38 | 38 | 38 | 38 | 38 | 38 | 38 | 38 | 38 | 38 | 38 |
| Adam Robinson (7) | 8 | 7 | 177 | 177 | 21 | 21 | 21 | 21 | 21 | 21 | 21 | 21 |
| Chris Barnes (21) | 9 | 21 | 21 | 177 | 177 | 177 | 177 | 177 | 177 | 177 | 177 | 177 |
| John Blundell (177) | 10 | 177 | 7 | 7 | 7 | 7 | 7 | 7 | 7 | 7 | 7 | 7 |
| Justin Stephenson (23) | 11 | 23 | 63 | 63 | 63 | 63 | 63 | 63 | 63 | 63 | 63 | 63 |
| Kevin Davies (63) | 12 | 63 | 195 | 41 | 41 | 41 | 41 | 41 | 41 | 41 | 41 | 41 |
| Colin Thompson (41) | 13 | 41 | 41 | 195 | 23 | 23 | 23 | 23 | 23 | 23 | 23 | 23 |
| Jimmy Nixon (74) | 14 | 74 | 23 | 23 | 195 | 195 | 195 | 195 | 195 | 195 | 195 | 195 |
| Robert Cadiz (195) | 15 | 195 | 96 | 74 | 74 | 74 | 74 | 74 | 74 | 74 | 74 | 74 |
| Callum O'Shea (96) | 16 | 96 | 74 | 96 | 96 | 96 | 96 | 96 | 96 | 96 | 96 | 96 |
| Charlie Flett (51) | 17 | 51 | 51 | 51 | 51 | 51 | | | | | | |
| Stephen Foster (280) | 18 | 280 | 280 | 280 | | | | | | | | |



Thundersport GB Rounds 10 & 11

Morello Services GP1

Rockingham International 1.940 Miles

Race 9

28/07/2012 15:07

Race (11 Laps) started at 15:07:23

| Lap | Lap Tm | Diff | Time of Day |
|-------------------------|-----------------|--------|--------------|
| (30) Ian Mackman | | | |
| 1 | 1:30.104 | +4.034 | 15:10:57.121 |
| 2 | 1:26.256 | +0.186 | 15:12:23.377 |
| 3 | 1:26.070 | | 15:13:49.447 |
| 4 | 1:26.350 | +0.280 | 15:15:15.797 |
| 5 | 1:26.150 | +0.080 | 15:16:41.947 |
| 6 | 1:26.560 | +0.490 | 15:18:08.507 |
| 7 | 1:27.476 | +1.406 | 15:19:35.983 |
| 8 | 1:27.092 | +1.022 | 15:21:03.075 |
| 9 | 1:26.663 | +0.593 | 15:22:29.738 |
| 10 | 1:26.410 | +0.340 | 15:23:56.148 |
| 11 | 1:26.465 | +0.395 | 15:25:22.613 |

| | | | |
|------------------------|-----------------|--------|--------------|
| (4) Peter Baker | | | |
| 1 | 1:31.073 | +4.926 | 15:10:58.117 |
| 2 | 1:26.231 | +0.084 | 15:12:24.348 |
| 3 | 1:26.147 | | 15:13:50.495 |
| 4 | 1:26.398 | +0.251 | 15:15:16.893 |
| 5 | 1:26.175 | +0.028 | 15:16:43.068 |
| 6 | 1:26.395 | +0.248 | 15:18:09.463 |
| 7 | 1:27.076 | +0.929 | 15:19:36.539 |
| 8 | 1:26.321 | +0.174 | 15:21:02.860 |
| 9 | 1:26.602 | +0.455 | 15:22:29.462 |
| 10 | 1:26.829 | +0.682 | 15:23:56.291 |
| 11 | 1:26.616 | +0.469 | 15:25:22.907 |

| | | | |
|----------------------------|-----------------|--------|--------------|
| (19) Mike Dickinson | | | |
| 1 | 1:31.574 | +5.631 | 15:10:58.805 |
| 2 | 1:26.718 | +0.775 | 15:12:25.523 |
| 3 | 1:26.434 | +0.491 | 15:13:51.957 |
| 4 | 1:25.943 | | 15:15:17.900 |
| 5 | 1:26.039 | +0.096 | 15:16:43.939 |
| 6 | 1:26.122 | +0.179 | 15:18:10.061 |
| 7 | 1:26.899 | +0.956 | 15:19:36.960 |
| 8 | 1:27.136 | +1.193 | 15:21:04.096 |
| 9 | 1:26.432 | +0.489 | 15:22:30.528 |
| 10 | 1:26.425 | +0.482 | 15:23:56.953 |
| 11 | 1:27.198 | +1.255 | 15:25:24.151 |

| | | | |
|--------------------------|-----------------|--------|--------------|
| (111) Alex Heaton | | | |
| 1 | 1:31.554 | +4.781 | 15:10:59.185 |
| 2 | 1:27.124 | +0.351 | 15:12:26.309 |
| 3 | 1:26.773 | | 15:13:53.082 |
| 4 | 1:27.265 | +0.492 | 15:15:20.347 |
| 5 | 1:26.790 | +0.017 | 15:16:47.137 |
| 6 | 1:27.780 | +1.007 | 15:18:14.917 |
| 7 | 1:27.450 | +0.677 | 15:19:42.367 |
| 8 | 1:27.622 | +0.849 | 15:21:09.989 |
| 9 | 1:28.024 | +1.251 | 15:22:38.013 |
| 10 | 1:27.299 | +0.526 | 15:24:05.312 |
| 11 | 1:27.608 | +0.835 | 15:25:32.920 |

| | | | |
|--------------------------|-----------------|--------|--------------|
| (11) Ben Scranage | | | |
| 1 | 1:31.405 | +4.813 | 15:10:58.495 |
| 2 | 1:26.592 | | 15:12:25.087 |
| 3 | 1:27.543 | +0.951 | 15:13:52.630 |
| 4 | 1:26.829 | +0.237 | 15:15:19.459 |
| 5 | 1:27.322 | +0.730 | 15:16:46.781 |
| 6 | 1:28.558 | +1.966 | 15:18:15.339 |
| 7 | 1:27.325 | +0.733 | 15:19:42.664 |
| 8 | 1:27.543 | +0.951 | 15:21:10.207 |
| 9 | 1:27.270 | +0.678 | 15:22:37.477 |
| 10 | 1:27.477 | +0.885 | 15:24:04.954 |
| 11 | 1:29.769 | +3.177 | 15:25:34.723 |

| | | | |
|-------------------------|-----------------|--------|--------------|
| (3) Adrian Clark | | | |
| 1 | 1:31.829 | +4.633 | 15:10:59.551 |
| 2 | 1:27.196 | | 15:12:26.747 |
| 3 | 1:27.662 | +0.466 | 15:13:54.409 |
| 4 | 1:28.516 | +1.320 | 15:15:22.925 |
| 5 | 1:28.808 | +1.612 | 15:16:51.733 |
| 6 | 1:28.165 | +0.969 | 15:18:19.898 |
| 7 | 1:28.336 | +1.140 | 15:19:48.234 |
| 8 | 1:27.652 | +0.456 | 15:21:15.886 |
| 9 | 1:27.610 | +0.414 | 15:22:43.496 |
| 10 | 1:28.249 | +1.053 | 15:24:11.745 |
| 11 | 1:28.189 | +0.993 | 15:25:39.934 |

| | | | |
|-----------------------|-----------------|--------|--------------|
| (38) Scot Adam | | | |
| 1 | 1:32.587 | +4.976 | 15:11:00.459 |
| 2 | 1:28.077 | +0.466 | 15:12:28.536 |
| 3 | 1:28.390 | +0.779 | 15:13:56.926 |
| 4 | 1:28.811 | +1.200 | 15:15:25.737 |
| 5 | 1:27.923 | +0.312 | 15:16:53.660 |
| 6 | 1:27.838 | +0.227 | 15:18:21.498 |
| 7 | 1:27.732 | +0.121 | 15:19:49.230 |
| 8 | 1:27.939 | +0.328 | 15:21:17.169 |
| 9 | 1:27.611 | | 15:22:44.780 |
| 10 | 1:27.644 | +0.033 | 15:24:12.424 |
| 11 | 1:28.315 | +0.704 | 15:25:40.739 |

| | | | |
|--------------------------|-----------------|--------|--------------|
| (21) Chris Barnes | | | |
| 1 | 1:33.522 | +5.192 | 15:11:01.579 |
| 2 | 1:29.016 | +0.686 | 15:12:30.595 |
| 3 | 1:29.318 | +0.988 | 15:13:59.913 |
| 4 | 1:28.330 | | 15:15:28.243 |
| 5 | 1:28.588 | +0.258 | 15:16:56.831 |
| 6 | 1:28.889 | +0.559 | 15:18:25.720 |
| 7 | 1:28.510 | +0.180 | 15:19:54.230 |
| 8 | 1:29.539 | +1.209 | 15:21:23.769 |
| 9 | 1:29.050 | +0.720 | 15:22:52.819 |
| 10 | 1:28.512 | +0.182 | 15:24:21.331 |
| 11 | 1:28.617 | +0.287 | 15:25:49.948 |

| | | | |
|----------------------------|-----------------|--------|--------------|
| (177) John Blundell | | | |
| 1 | 1:33.194 | +5.166 | 15:11:01.284 |
| 2 | 1:28.725 | +0.697 | 15:12:30.009 |
| 3 | 1:30.597 | +2.569 | 15:14:00.606 |
| 4 | 1:29.735 | +1.707 | 15:15:30.341 |
| 5 | 1:28.817 | +0.789 | 15:16:59.158 |
| 6 | 1:29.077 | +1.049 | 15:18:28.235 |
| 7 | 1:29.028 | +1.000 | 15:19:57.263 |
| 8 | 1:28.533 | +0.505 | 15:21:25.796 |
| 9 | 1:28.028 | | 15:22:53.824 |
| 10 | 1:28.638 | +0.610 | 15:24:22.462 |
| 11 | 1:28.820 | +0.792 | 15:25:51.282 |

| | | | |
|--------------------------|-----------------|--------|--------------|
| (7) Adam Robinson | | | |
| 1 | 1:34.998 | +6.941 | 15:11:02.979 |
| 2 | 1:29.700 | +1.643 | 15:12:32.679 |
| 3 | 1:29.260 | +1.203 | 15:14:01.939 |
| 4 | 1:29.589 | +1.532 | 15:15:31.528 |
| 5 | 1:29.039 | +0.982 | 15:17:00.567 |
| 6 | 1:28.948 | +0.891 | 15:18:29.515 |
| 7 | 1:29.067 | +1.010 | 15:19:58.582 |
| 8 | 1:28.680 | +0.623 | 15:21:27.262 |
| 9 | 1:28.057 | | 15:22:55.319 |
| 10 | 1:28.493 | +0.436 | 15:24:23.812 |
| 11 | 1:28.061 | +0.004 | 15:25:51.873 |

| | | | |
|--------------------------|--|--|--|
| (63) Kevin Davies | | | |
|--------------------------|--|--|--|

| | | | |
|----|-----------------|--------|--------------|
| 1 | 1:35.949 | +7.087 | 15:11:04.451 |
| 2 | 1:28.979 | +0.117 | 15:12:33.430 |
| 3 | 1:29.378 | +0.516 | 15:14:02.808 |
| 4 | 1:29.240 | +0.378 | 15:15:32.048 |
| 5 | 1:28.862 | | 15:17:00.910 |
| 6 | 1:28.899 | +0.037 | 15:18:29.809 |
| 7 | 1:29.277 | +0.415 | 15:19:59.086 |
| 8 | 1:29.593 | +0.731 | 15:21:28.679 |
| 9 | 1:29.650 | +0.788 | 15:22:58.329 |
| 10 | 1:30.058 | +1.196 | 15:24:28.387 |
| 11 | 1:30.836 | +1.974 | 15:25:59.223 |

| | | | |
|----------------------------|-----------------|--------|--------------|
| (41) Colin Thompson | | | |
| 1 | 1:37.009 | +5.609 | 15:11:05.845 |
| 2 | 1:32.498 | +1.098 | 15:12:38.343 |
| 3 | 1:31.400 | | 15:14:09.743 |
| 4 | 1:31.440 | +0.040 | 15:15:41.183 |
| 5 | 1:32.335 | +0.935 | 15:17:13.518 |
| 6 | 1:32.083 | +0.683 | 15:18:45.601 |
| 7 | 1:32.355 | +0.955 | 15:20:17.956 |
| 8 | 1:31.611 | +0.211 | 15:21:49.567 |
| 9 | 1:31.879 | +0.479 | 15:23:21.446 |
| 10 | 1:32.426 | +1.026 | 15:24:53.872 |
| 11 | 1:31.973 | +0.573 | 15:26:25.845 |

| | | | |
|-------------------------------|-----------------|--------|--------------|
| (23) Justin Stephenson | | | |
| 1 | 1:37.746 | +6.116 | 15:11:06.225 |
| 2 | 1:33.475 | +1.845 | 15:12:39.700 |
| 3 | 1:32.014 | +0.384 | 15:14:11.714 |
| 4 | 1:33.096 | +1.466 | 15:15:44.810 |
| 5 | 1:31.630 | | 15:17:16.440 |
| 6 | 1:33.110 | +1.480 | 15:18:49.550 |
| 7 | 1:32.585 | +0.955 | 15:20:22.135 |
| 8 | 1:32.477 | +0.847 | 15:21:54.612 |
| 9 | 1:32.495 | +0.865 | 15:23:27.107 |
| 10 | 1:31.914 | +0.284 | 15:24:59.021 |
| 11 | 1:34.276 | +2.646 | 15:26:33.297 |

| | | | |
|---------------------------|-----------------|--------|--------------|
| (195) Robert Cadiz | | | |
| 1 | 1:36.590 | +4.157 | 15:11:05.643 |
| 2 | 1:33.197 | +0.764 | 15:12:38.840 |
| 3 | 1:34.020 | +1.587 | 15:14:12.860 |
| 4 | 1:33.513 | +1.080 | 15:15:46.373 |
| 5 | 1:34.337 | +1.904 | 15:17:20.710 |
| 6 | 1:33.086 | +0.653 | 15:18:53.796 |
| 7 | 1:32.435 | +0.002 | 15:20:26.231 |
| 8 | 1:32.711 | +0.278 | 15:21:58.942 |
| 9 | 1:32.433 | | 15:23:31.375 |
| 10 | 1:33.085 | +0.652 | 15:25:04.460 |
| 11 | 1:32.870 | +0.437 | 15:26:37.330 |

| | | | |
|-------------------------|-----------------|--------|--------------|
| (74) Jimmy Nixon | | | |
| 1 | 1:38.624 | +5.129 | 15:11:07.482 |
| 2 | 1:34.507 | +1.012 | 15:12:41.989 |
| 3 | 1:33.706 | +0.211 | 15:14:15.695 |
| 4 | 1:34.024 | +0.529 | 15:15:49.719 |
| 5 | 1:33.930 | +0.435 | 15:17:23.649 |
| 6 | 1:33.692 | +0.197 | 15:18:57.341 |
| 7 | 1:34.248 | +0.753 | 15:20:31.589 |
| 8 | 1:34.137 | +0.642 | 15:22:05.726 |
| 9 | 1:34.164 | +0.669 | 15:23:39.890 |
| 10 | 1:33.495 | | 15:25:13.385 |
| 11 | 1:35.249 | +1.754 | 15:26:48.634 |

| | | | |
|---------------------------|----------|--------|--------------|
| (96) Callum O'Shea | | | |
| 1 | 1:38.136 | +4.258 | 15:11:07.356 |

Timekeeper:

Race Director:

Weather / Track: Cloudy - Dry

Results @ www.sportstimingsservices.com

Printed: 28/07/2012 15:32:20





Thundersport GB Rounds 10 & 11

Morello Services GP1 Rockingham International 1.940 Miles


Mega Laps Merge

| Pos | No. | Name | Class | Overall BestTm | R1. Best Tm | R2. Best Tm | R3. Best Tm | Diff |
|-----|-----|-------------------|-------|----------------|-------------|-------------|-------------|--------|
| 1 | 19 | Mike Dickinson | GP | 1:25.943 | 1:27.238 | 1:25.943 | | |
| 2 | 30 | Ian Mackman | GP | 1:26.070 | 1:26.364 | 1:26.070 | | 0.127 |
| 3 | 4 | Peter Baker | GP | 1:26.147 | 1:26.332 | 1:26.147 | | 0.204 |
| 4 | 11 | Ben Scranage | GP/S | 1:26.592 | 1:26.900 | 1:26.592 | | 0.649 |
| 5 | 111 | Alex Heaton | GP/S | 1:26.773 | 1:27.323 | 1:26.773 | | 0.830 |
| 6 | 3 | Adrian Clark | GP | 1:27.196 | 1:27.955 | 1:27.196 | | 1.253 |
| 7 | 38 | Scot Adam | GP | 1:27.611 | 1:28.384 | 1:27.611 | | 1.668 |
| 8 | 21 | Chris Barnes | GP/S | 1:27.664 | 1:27.664 | 1:28.330 | | 1.721 |
| 9 | 177 | John Blundell | GP/S | 1:28.028 | 1:28.798 | 1:28.028 | | 2.085 |
| 10 | 7 | Adam Robinson | GP/S | 1:28.057 | 1:28.568 | 1:28.057 | | 2.114 |
| 11 | 63 | Kevin Davies | GP/S | 1:28.862 | 1:29.306 | 1:28.862 | | 2.919 |
| 12 | 41 | Colin Thompson | GP/S | 1:31.400 | 1:31.984 | 1:31.400 | | 5.457 |
| 13 | 23 | Justin Stephenson | GP | 1:31.630 | 1:32.524 | 1:31.630 | | 5.687 |
| 14 | 195 | Robert Cadiz | GP/S | 1:32.433 | 1:33.736 | 1:32.433 | | 6.490 |
| 15 | 13 | Richard Blunt | GP | 1:32.862 | 1:32.862 | | | 6.919 |
| 16 | 74 | Jimmy Nixon | GP/S | 1:33.495 | 1:33.616 | 1:33.495 | | 7.552 |
| 17 | 96 | Callum O'Shea | GP/S | 1:33.815 | 1:33.815 | 1:33.878 | | 7.872 |
| 18 | 280 | Stephen Foster | GP | 1:41.622 | 1:41.622 | | | 15.679 |
| 19 | 51 | Charlie Flett | GP/S | 1:41.990 | 1:41.990 | | | 16.047 |



Thundersport GB Rounds 10 & 11

Morello Services GP1 Rockingham International 1.940 Miles
 Race 5 & 14 Sunday 29/07/2012
 Race (11 Laps)



POLE POSITION

| | 1 | 2 | 3 | 4 |
|---|-----|-----|----|----|
| 1 | 19 | 30 | 4 | 11 |
| 2 | 111 | 3 | 38 | 21 |
| 3 | 177 | 7 | 63 | 41 |
| 4 | 23 | 195 | 13 | 74 |
| 5 | 96 | 280 | 51 | |

Timekeeper:

Race Director:

Weather / Track:

Results @ www.sportstimingsservices.com


Printed: 28/07/2012 15:42:43





Thundersport GB Rounds 10 & 11

Morello Services GP1 Rockingham International 1.940 Miles
 Race 5 29/07/2012
 Race (11 Laps)



POLE POSITION

| | | | | |
|----------|---|---|---|---|
| 1 | 1 19 Mike Dickinson 1:25.943 | 2 30 Ian Mackman 1:26.070 | 3 4 Peter Baker 1:26.147 | 4 11 Ben Scranage 1:26.592 |
| 2 | 5 111 Alex Heaton 1:26.773 | 6 3 Adrian Clark 1:27.196 | 7 38 Scot Adam 1:27.611 | 8 21 Chris Barnes 1:27.664 |
| 3 | 9 177 John Blundell 1:28.028 | 10 7 Adam Robinson 1:28.057 | 11 63 Kevin Davies 1:28.862 | 12 41 C. Thompson 1:31.400 |
| 4 | 13 23 J. Stephenson 1:31.630 | 14 195 Robert Cadiz 1:32.433 | 15 13 Richard Blunt 1:32.862 | 16 74 Jimmy Nixon 1:33.495 |
| 5 | 17 96 Callum O'Shea 1:33.815 | 18 280 S. Foster 1:41.622 | 19 51 Charlie Flett 1:41.990 | |

Timekeeper:

Race Director:

Weather / Track:

Results @ www.sportstimeservices.com

Printed: 28/07/2012 15:43:59





Thundersport GB Rounds 10 & 11

Sorted on Best Lap time

Warmup
 GP1 & 600 Elite (odd numbers)
 Practice started at 9:11:37

Rockingham International 1.940 Miles

29/07/2012 09:11



| Pos | No. | Name | Class | Bike | CC | Best Tm | In Lap | Diff | 2nd Best | 2nd Lap |
|-------------|-----|-------------------|-------|----------|---------|----------|--------|--------|----------|---------|
| F | | | | | | | | | | |
| 1 | 19 | Blake Woulds | F | Yamaha | 600 F | 1:30.417 | 5 | | 1:30.976 | 6 |
| 2 | 21 | Simon Critchlow | F | Triumph | 675 F | 1:32.849 | 6 | 2.432 | 1:33.505 | 4 |
| 3 | 9 | Paul Charman | F | Suzuki | 600 F | 1:33.415 | 5 | 2.998 | 1:34.110 | 4 |
| 4 | 43 | Chris Wilkinson | F | Yamaha | 600 F | 1:34.233 | 4 | 3.816 | 1:35.131 | 3 |
| 5 | 69 | Nicole McAleer | F | Triumph | 675 F | 1:37.817 | 2 | 7.400 | 1:37.952 | 3 |
| GP | | | | | | | | | | |
| 1 | 4 | Peter Baker | GP | Suzuki | 1000 GP | 1:26.696 | 3 | | 1:27.789 | 7 |
| 2 | 19 | Mike Dickinson | GP | BMW | 1000 GP | 1:27.764 | 5 | 1.068 | 1:28.040 | 3 |
| 3 | 3 | Adrian Clark | GP | Honda | 1000 GP | 1:29.523 | 5 | 2.827 | 1:29.991 | 3 |
| 4 | 38 | Scot Adam | GP | Ducati | 848 GP | 1:31.707 | 3 | 5.011 | 1:32.705 | 2 |
| 5 | 23 | Justin Stephenson | GP | Suzuki | 1000 GP | 1:32.621 | 4 | 5.925 | 1:33.754 | 5 |
| 6 | 280 | Stephen Foster | GP | Honda | 1000 GP | 1:44.278 | 4 | 17.582 | 1:45.374 | 5 |
| GP/S | | | | | | | | | | |
| 1 | 111 | Alex Heaton | GP/S | Ducati | 1198 S | 1:26.648 | 3 | | 1:27.050 | 5 |
| 2 | 21 | Chris Barnes | GP/S | BMW | 1000 S | 1:29.110 | 5 | 2.462 | 1:30.630 | 6 |
| 3 | 11 | Ben Scranage | GP/S | Honda | 1000 S | 1:29.151 | 5 | 2.503 | 1:30.192 | 4 |
| 4 | 7 | Adam Robinson | GP/S | Suzuki | 1000 S | 1:30.377 | 4 | 3.729 | 1:30.826 | 5 |
| 5 | 63 | Kevin Davies | GP/S | Suzuki | 1000 S | 1:31.576 | 5 | 4.928 | 1:31.987 | 4 |
| 6 | 195 | Robert Cadiz | GP/S | Honda | 1000 S | 1:33.262 | 4 | 6.614 | 1:33.466 | 5 |
| 7 | 96 | Callum O'Shea | GP/S | Honda | 1000 S | 1:34.933 | 3 | 8.285 | 1:34.997 | 5 |
| S | | | | | | | | | | |
| 1 | 23 | Danny Murphy | S | Yamaha | 600 S | 1:28.596 | 4 | | 1:28.631 | 5 |
| 2 | 35 | Matthew Shellcock | S | Yamaha | 600 S | 1:29.551 | 3 | 0.955 | 1:31.274 | 2 |
| 3 | 71 | Ross Ashman | S | Kawasaki | 600 S | 1:30.422 | 3 | 1.826 | 1:30.715 | 5 |
| 4 | 7 | Jodie Chalk | S | Triumph | 675 S | 1:32.221 | 2 | 3.625 | 1:35.100 | 1 |

Timekeeper:

Race Director:

Weather / Track: Bright - Dry

Results @ www.sportstimingsservices.com

Printed: 29/07/2012 09:23:01





Thundersport GB Rounds 10 & 11

Sorted on Laps

Morello Services GP1

Rockingham International 1.940 Miles

Race 5

29/07/2012 11:47

Race (11 Laps) started at 11:47:35

| Pos | No. | Name | Class | Bike | CC | Laps | Total Tm | Diff | Best Tm | In Lap |
|-----|-----|-------------------|-------|----------|---------|------|-----------|----------|----------|--------|
| 1 | 19 | Mike Dickinson | GP | BMW | 1000 GP | 11 | 15:55.396 | | 1:25.464 | 11 |
| 2 | 30 | Ian Mackman | GP | Kawasaki | 1000 GP | 11 | 15:57.038 | 1.642 | 1:25.124 | 11 |
| 3 | 4 | Peter Baker | GP | Suzuki | 1000 GP | 11 | 15:57.225 | 1.829 | 1:25.906 | 11 |
| 4 | 111 | Alex Heaton | GP/S | Ducati | 1198 S | 11 | 15:59.452 | 4.056 | 1:26.024 | 9 |
| 5 | 11 | Ben Scranage | GP/S | Honda | 1000 S | 11 | 16:04.699 | 9.303 | 1:26.312 | 9 |
| 6 | 3 | Adrian Clark | GP | Honda | 1000 GP | 11 | 16:06.311 | 10.915 | 1:26.245 | 9 |
| 7 | 21 | Chris Barnes | GP/S | BMW | 1000 S | 11 | 16:13.285 | 17.889 | 1:26.655 | 7 |
| 8 | 38 | Scot Adam | GP/S | Ducati | 848 S | 11 | 16:16.750 | 21.354 | 1:27.541 | 5 |
| 9 | 177 | John Blundell | GP/S | Honda | 1000 S | 11 | 16:24.156 | 28.760 | 1:27.719 | 3 |
| 10 | 7 | Adam Robinson | GP/S | Suzuki | 1000 S | 11 | 16:34.365 | 38.969 | 1:28.670 | 9 |
| 11 | 63 | Kevin Davies | GP/S | Suzuki | 1000 S | 11 | 16:40.414 | 45.018 | 1:28.663 | 4 |
| 12 | 41 | Colin Thompson | GP/S | BMW | 1000 S | 11 | 16:54.291 | 58.895 | 1:30.441 | 5 |
| 13 | 23 | Justin Stephenson | GP | Suzuki | 1000 GP | 11 | 17:01.202 | 1:05.806 | 1:30.605 | 2 |
| 14 | 195 | Robert Cadiz | GP/S | Honda | 1000 S | 11 | 17:20.563 | 1:25.167 | 1:32.460 | 2 |
| 15 | 96 | Callum O'Shea | GP/S | Honda | 1000 S | 10 | 15:53.736 | 1 Lap | 1:33.950 | 9 |
| 16 | 280 | Stephen Foster | GP | Honda | 1000 GP | 10 | 17:12.957 | 1 Lap | 1:40.959 | 10 |

Not classified

| | | | | | | | | | | |
|-----|----|-------------|------|-------|--------|--|-------|-----|--|---|
| DNF | 74 | Jimmy Nixon | GP/S | Honda | 1000 S | | 4.689 | DNF | | 0 |
|-----|----|-------------|------|-------|--------|--|-------|-----|--|---|

110% Time - 17:30.936

| Margin of Victory | Avg. Speed | Best Lap Tm | Best Speed | Best Lap by |
|-------------------|------------|-------------|------------|------------------|
| 1.642 | 80.411 | 1:25.124 | 82.045 | 30 - Ian Mackman |

Timekeeper:

Race Director:

Weather / Track: Sunny - Dry

Results @ www.sportstimingservices.com

Printed: 29/07/2012 12:05:11





Thundersport GB Rounds 10 & 11

Lapchart

Morello Services GP1 Rockingham International 1.940 Miles

Race 5 29/07/2012 11:47

Race (11 Laps) started at 11:47:35

| Competitors | Laps | | | | | | | | | | | |
|------------------------|------|-----|-----|-----|-----|-----|-----|-----|-----|-----|-----|-----|
| | 0 | 1 | 2 | 3 | 4 | 5 | 6 | 7 | 8 | 9 | 10 | 11 |
| Mike Dickinson (19) | 1 | 19 | 11 | 4 | 4 | 4 | 4 | 19 | 19 | 19 | 19 | 19 |
| Ian Mackman (30) | 2 | 30 | 4 | 11 | 19 | 19 | 19 | 4 | 4 | 4 | 4 | 30 |
| Ben Scranage (11) | 3 | 11 | 111 | 111 | 111 | 111 | 111 | 111 | 111 | 111 | 111 | 4 |
| Peter Baker (4) | 4 | 4 | 3 | 19 | 11 | 11 | 3 | 3 | 30 | 30 | 30 | 111 |
| Adrian Clark (3) | 5 | 3 | 19 | 3 | 3 | 3 | 11 | 30 | 11 | 11 | 11 | 11 |
| Alex Heaton (111) | 6 | 111 | 38 | 30 | 30 | 30 | 30 | 11 | 3 | 3 | 3 | 3 |
| Scot Adam (38) | 7 | 38 | 177 | 38 | 38 | 38 | 38 | 21 | 21 | 21 | 21 | 21 |
| John Blundell (177) | 8 | 177 | 30 | 21 | 21 | 21 | 21 | 38 | 38 | 38 | 38 | 38 |
| Chris Barnes (21) | 9 | 21 | 21 | 177 | 177 | 177 | 177 | 177 | 177 | 177 | 177 | 177 |
| Adam Robinson (7) | 10 | 7 | 41 | 63 | 63 | 63 | 7 | 7 | 7 | 7 | 7 | 7 |
| Colin Thompson (41) | 11 | 41 | 63 | 41 | 41 | 7 | 41 | 63 | 63 | 63 | 63 | 63 |
| Kevin Davies (63) | 12 | 63 | 7 | 7 | 7 | 41 | 63 | 41 | 41 | 41 | 41 | 41 |
| Justin Stephenson (23) | 13 | 23 | 23 | 23 | 23 | 23 | 23 | 23 | 23 | 23 | 23 | 23 |
| Jimmy Nixon (74) | 14 | 74 | 195 | 195 | 195 | 195 | 195 | 195 | 195 | 195 | 195 | 195 |
| Callum O'Shea (96) | 15 | 96 | 96 | 96 | 96 | 96 | 96 | 96 | 96 | 96 | 96 | 96 |
| Robert Cadiz (195) | 16 | 195 | 280 | 280 | 280 | 280 | 280 | 280 | 280 | 280 | 280 | 280 |
| Stephen Foster (280) | 17 | 280 | | | | | | | | | | |



Thundersport GB Rounds 10 & 11

Morello Services GP1

Rockingham International 1.940 Miles

Race 5

29/07/2012 11:47

Race (11 Laps) started at 11:47:35

| Lap | Lap Tm | Diff | Time of Day |
|----------------------------|-----------------|--------|--------------|
| (19) Mike Dickinson | | | |
| 1 | 1:32.828 | +7.364 | 11:49:11.356 |
| 2 | 1:26.030 | +0.566 | 11:50:37.386 |
| 3 | 1:26.401 | +0.937 | 11:52:03.787 |
| 4 | 1:25.655 | +0.191 | 11:53:29.442 |
| 5 | 1:26.314 | +0.850 | 11:54:55.756 |
| 6 | 1:25.838 | +0.374 | 11:56:21.594 |
| 7 | 1:26.263 | +0.799 | 11:57:47.857 |
| 8 | 1:25.903 | +0.439 | 11:59:13.760 |
| 9 | 1:25.929 | +0.465 | 12:00:39.689 |
| 10 | 1:25.735 | +0.271 | 12:02:05.424 |
| 11 | 1:25.464 | | 12:03:30.888 |

| | | | |
|-------------------------|-----------------|--------|--------------|
| (30) Ian Mackman | | | |
| 1 | 1:33.975 | +8.851 | 11:49:12.539 |
| 2 | 1:26.571 | +1.447 | 11:50:39.110 |
| 3 | 1:25.931 | +0.807 | 11:52:05.041 |
| 4 | 1:26.631 | +1.507 | 11:53:31.672 |
| 5 | 1:26.954 | +1.830 | 11:54:58.626 |
| 6 | 1:26.994 | +1.870 | 11:56:25.620 |
| 7 | 1:25.852 | +0.728 | 11:57:51.472 |
| 8 | 1:25.373 | +0.249 | 11:59:16.845 |
| 9 | 1:25.148 | +0.024 | 12:00:41.993 |
| 10 | 1:25.413 | +0.289 | 12:02:07.406 |
| 11 | 1:25.124 | | 12:03:32.530 |

| | | | |
|------------------------|-----------------|--------|--------------|
| (4) Peter Baker | | | |
| 1 | 1:30.659 | +4.753 | 11:49:09.352 |
| 2 | 1:26.369 | +0.463 | 11:50:35.721 |
| 3 | 1:26.533 | +0.627 | 11:52:02.254 |
| 4 | 1:26.422 | +0.516 | 11:53:28.676 |
| 5 | 1:26.757 | +0.851 | 11:54:55.433 |
| 6 | 1:26.696 | +0.790 | 11:56:22.129 |
| 7 | 1:26.095 | +0.189 | 11:57:48.224 |
| 8 | 1:25.946 | +0.040 | 11:59:14.170 |
| 9 | 1:26.347 | +0.441 | 12:00:40.517 |
| 10 | 1:26.294 | +0.388 | 12:02:06.811 |
| 11 | 1:25.906 | | 12:03:32.717 |

| | | | |
|--------------------------|-----------------|--------|--------------|
| (111) Alex Heaton | | | |
| 1 | 1:30.907 | +4.883 | 11:49:09.998 |
| 2 | 1:26.955 | +0.931 | 11:50:36.953 |
| 3 | 1:27.227 | +1.203 | 11:52:04.180 |
| 4 | 1:26.101 | +0.077 | 11:53:30.281 |
| 5 | 1:26.139 | +0.115 | 11:54:56.420 |
| 6 | 1:26.084 | +0.060 | 11:56:22.504 |
| 7 | 1:26.345 | +0.321 | 11:57:48.849 |
| 8 | 1:26.073 | +0.049 | 11:59:14.922 |
| 9 | 1:26.024 | | 12:00:40.946 |
| 10 | 1:26.411 | +0.387 | 12:02:07.357 |
| 11 | 1:27.587 | +1.563 | 12:03:34.944 |

| | | | |
|--------------------------|-----------------|--------|--------------|
| (11) Ben Scranage | | | |
| 1 | 1:30.716 | +4.404 | 11:49:09.294 |
| 2 | 1:27.225 | +0.913 | 11:50:36.519 |
| 3 | 1:27.880 | +1.568 | 11:52:04.399 |
| 4 | 1:26.803 | +0.491 | 11:53:31.202 |
| 5 | 1:27.336 | +1.024 | 11:54:58.538 |
| 6 | 1:27.605 | +1.293 | 11:56:26.143 |
| 7 | 1:27.350 | +1.038 | 11:57:53.493 |
| 8 | 1:26.614 | +0.302 | 11:59:20.107 |
| 9 | 1:26.312 | | 12:00:46.419 |
| 10 | 1:26.687 | +0.375 | 12:02:13.106 |
| 11 | 1:27.085 | +0.773 | 12:03:40.191 |

| Lap | Lap Tm | Diff | Time of Day |
|-------------------------|-----------------|--------|--------------|
| (3) Adrian Clark | | | |
| 1 | 1:31.288 | +5.043 | 11:49:10.277 |
| 2 | 1:27.441 | +1.196 | 11:50:37.718 |
| 3 | 1:26.939 | +0.694 | 11:52:04.657 |
| 4 | 1:26.672 | +0.427 | 11:53:31.329 |
| 5 | 1:26.734 | +0.489 | 11:54:58.063 |
| 6 | 1:26.899 | +0.654 | 11:56:24.962 |
| 7 | 1:28.727 | +2.482 | 11:57:53.689 |
| 8 | 1:26.754 | +0.509 | 11:59:20.443 |
| 9 | 1:26.245 | | 12:00:46.688 |
| 10 | 1:27.437 | +1.192 | 12:02:14.125 |
| 11 | 1:27.678 | +1.433 | 12:03:41.803 |

| | | | |
|--------------------------|-----------------|--------|--------------|
| (21) Chris Barnes | | | |
| 1 | 1:33.418 | +6.763 | 11:49:12.951 |
| 2 | 1:27.721 | +1.066 | 11:50:40.672 |
| 3 | 1:26.957 | +0.302 | 11:52:07.629 |
| 4 | 1:27.491 | +0.836 | 11:53:35.120 |
| 5 | 1:27.684 | +1.029 | 11:55:02.804 |
| 6 | 1:26.850 | +0.195 | 11:56:29.654 |
| 7 | 1:26.655 | | 11:57:56.309 |
| 8 | 1:26.808 | +0.153 | 11:59:23.117 |
| 9 | 1:28.757 | +2.102 | 12:00:51.874 |
| 10 | 1:27.146 | +0.491 | 12:02:19.020 |
| 11 | 1:29.757 | +3.102 | 12:03:48.777 |

| | | | |
|-----------------------|-----------------|--------|--------------|
| (38) Scot Adam | | | |
| 1 | 1:32.231 | +4.690 | 11:49:11.431 |
| 2 | 1:28.452 | +0.911 | 11:50:39.883 |
| 3 | 1:27.596 | +0.055 | 11:52:07.479 |
| 4 | 1:27.589 | +0.048 | 11:53:35.068 |
| 5 | 1:27.541 | | 11:55:02.609 |
| 6 | 1:28.531 | +0.990 | 11:56:31.140 |
| 7 | 1:28.034 | +0.493 | 11:57:59.174 |
| 8 | 1:27.882 | +0.341 | 11:59:27.056 |
| 9 | 1:28.212 | +0.671 | 12:00:55.268 |
| 10 | 1:28.472 | +0.931 | 12:02:23.740 |
| 11 | 1:28.502 | +0.961 | 12:03:52.242 |

| | | | |
|----------------------------|-----------------|--------|--------------|
| (177) John Blundell | | | |
| 1 | 1:32.890 | +5.171 | 11:49:12.393 |
| 2 | 1:29.077 | +1.358 | 11:50:41.470 |
| 3 | 1:27.719 | | 11:52:09.189 |
| 4 | 1:27.858 | +0.139 | 11:53:37.047 |
| 5 | 1:28.021 | +0.302 | 11:55:05.068 |
| 6 | 1:28.612 | +0.893 | 11:56:33.680 |
| 7 | 1:28.226 | +0.507 | 11:58:01.906 |
| 8 | 1:28.687 | +0.968 | 11:59:30.593 |
| 9 | 1:28.731 | +1.012 | 12:00:59.324 |
| 10 | 1:28.888 | +1.169 | 12:02:28.212 |
| 11 | 1:31.436 | +3.717 | 12:03:59.648 |

| | | | |
|--------------------------|-----------------|--------|--------------|
| (7) Adam Robinson | | | |
| 1 | 1:36.013 | +7.343 | 11:49:15.626 |
| 2 | 1:29.953 | +1.283 | 11:50:45.579 |
| 3 | 1:30.340 | +1.670 | 11:52:15.919 |
| 4 | 1:30.142 | +1.472 | 11:53:46.061 |
| 5 | 1:29.290 | +0.620 | 11:55:15.351 |
| 6 | 1:28.959 | +0.289 | 11:56:44.310 |
| 7 | 1:28.679 | +0.009 | 11:58:12.989 |
| 8 | 1:29.253 | +0.583 | 11:59:42.242 |
| 9 | 1:28.670 | | 12:01:10.912 |
| 10 | 1:29.572 | +0.902 | 12:02:40.484 |
| 11 | 1:29.373 | +0.703 | 12:04:09.857 |

| | | | |
|--------------------------|--|--|--|
| (63) Kevin Davies | | | |
|--------------------------|--|--|--|

| Lap | Lap Tm | Diff | Time of Day |
|-----|-----------------|--------|--------------|
| 1 | 1:34.700 | +6.037 | 11:49:14.610 |
| 2 | 1:29.136 | +0.473 | 11:50:43.746 |
| 3 | 1:28.868 | +0.205 | 11:52:12.614 |
| 4 | 1:28.663 | | 11:53:41.277 |
| 5 | 1:36.944 | +8.281 | 11:55:18.221 |
| 6 | 1:28.816 | +0.153 | 11:56:47.037 |
| 7 | 1:28.967 | +0.304 | 11:58:16.004 |
| 8 | 1:29.029 | +0.366 | 11:59:45.033 |
| 9 | 1:29.908 | +1.245 | 12:01:14.941 |
| 10 | 1:30.234 | +1.571 | 12:02:45.175 |
| 11 | 1:30.731 | +2.068 | 12:04:15.906 |

| | | | |
|----------------------------|-----------------|--------|--------------|
| (41) Colin Thompson | | | |
| 1 | 1:34.172 | +3.731 | 11:49:13.976 |
| 2 | 1:30.775 | +0.334 | 11:50:44.751 |
| 3 | 1:30.862 | +0.421 | 11:52:15.613 |
| 4 | 1:31.027 | +0.586 | 11:53:46.640 |
| 5 | 1:30.441 | | 11:55:17.081 |
| 6 | 1:31.543 | +1.102 | 11:56:48.624 |
| 7 | 1:31.781 | +1.340 | 11:58:20.405 |
| 8 | 1:32.130 | +1.689 | 11:59:52.535 |
| 9 | 1:31.805 | +1.364 | 12:01:24.340 |
| 10 | 1:32.494 | +2.053 | 12:02:56.834 |
| 11 | 1:32.949 | +2.508 | 12:04:29.783 |

| | | | |
|-------------------------------|-----------------|--------|--------------|
| (23) Justin Stephenson | | | |
| 1 | 1:36.826 | +6.221 | 11:49:16.849 |
| 2 | 1:30.605 | | 11:50:47.454 |
| 3 | 1:31.929 | +1.324 | 11:52:19.383 |
| 4 | 1:32.537 | +1.932 | 11:53:51.920 |
| 5 | 1:32.006 | +1.401 | 11:55:23.926 |
| 6 | 1:31.926 | +1.321 | 11:56:55.852 |
| 7 | 1:31.684 | +1.079 | 11:58:27.536 |
| 8 | 1:31.627 | +1.022 | 11:59:59.163 |
| 9 | 1:31.390 | +0.785 | 12:01:30.553 |
| 10 | 1:33.689 | +3.084 | 12:03:04.242 |
| 11 | 1:32.452 | +1.847 | 12:04:36.694 |

| | | | |
|---------------------------|-----------------|--------|--------------|
| (195) Robert Cadiz | | | |
| 1 | 1:38.842 | +6.382 | 11:49:19.488 |
| 2 | 1:32.460 | | 11:50:51.948 |
| 3 | 1:35.511 | +3.051 | 11:52:27.459 |
| 4 | 1:32.582 | +0.122 | 11:54:00.041 |
| 5 | 1:33.203 | +0.743 | 11:55:33.244 |
| 6 | 1:33.703 | +1.243 | 11:57:06.947 |
| 7 | 1:37.466 | +5.006 | 11:58:44.413 |
| 8 | 1:32.865 | +0.405 | 12:00:17.278 |
| 9 | 1:32.780 | +0.320 | 12:01:50.058 |
| 10 | 1:32.475 | +0.015 | 12:03:22.533 |
| 11 | 1:33.522 | +1.062 | 12:04:56.055 |

| | | | |
|---------------------------|-----------------|--------|--------------|
| (96) Callum O'Shea | | | |
| 1 | 1:39.525 | +5.575 | 11:49:20.115 |
| 2 | 1:34.189 | +0.239 | 11:50:54.304 |
| 3 | 1:34.242 | +0.292 | 11:52:28.546 |
| 4 | 1:34.342 | +0.392 | 11:54:02.888 |
| 5 | 1:34.837 | +0.887 | 11:55:37.725 |
| 6 | 1:34.609 | +0.659 | 11:57:12.334 |
| 7 | 1:34.642 | +0.692 | 11:58:46.976 |
| 8 | 1:33.976 | +0.026 | 12:00:20.952 |
| 9 | 1:33.950 | | 12:01:54.902 |
| 10 | 1:34.326 | +0.376 | 12:03:29.228 |

| | | | |
|-----------------------------|----------|--------|--------------|
| (280) Stephen Foster | | | |
| 1 | 1:44.821 | +3.862 | 11:49:26.398 |
| 2 | 1:42.898 | +1.939 | 11:51:09.296 |

Timekeeper:

Race Director:

Weather / Track: Sunny - Dry

Results @ www.sportstimingsservices.com

Printed: 29/07/2012 12:07:46





Thundersport GB Rounds 10 & 11


Morello Services GP1

Rockingham International 1.940 Miles

Race 5

29/07/2012 11:47

Race (11 Laps) started at 11:47:35



| Lap | Lap Tm | Diff | Time of Day |
|-----|-----------------|--------|--------------|
| 3 | 1:42.196 | +1.237 | 11:52:51.492 |
| 4 | 1:42.755 | +1.796 | 11:54:34.247 |
| 5 | 1:41.058 | +0.099 | 11:56:15.305 |
| 6 | 1:44.405 | +3.446 | 11:57:59.710 |
| 7 | 1:43.087 | +2.128 | 11:59:42.797 |
| 8 | 1:42.042 | +1.083 | 12:01:24.839 |
| 9 | 1:42.651 | +1.692 | 12:03:07.490 |
| 10 | 1:40.959 | | 12:04:48.449 |

Lap Lap Tm Diff Time of Day

Lap Lap Tm Diff Time of Day

Timekeeper:
 Race Director:
 Weather / Track: Sunny - Dry
 Results @ www.sportstimingsservices.com
 Printed: 29/07/2012 12:07:46





Thundersport GB Rounds 10 & 11

Sorted on Laps

Morello Services GP1 Rockingham International 1.940 Miles
 Race 14 29/07/2012 15:41
 Race (11 Laps) started at 15:41:23

| Pos | No. | Name | Class | Bike | CC | Laps | Total Tm | Diff | Best Tm | In Lap |
|----------------|-----|-------------------|-------|----------|---------|------|-----------|----------|----------|--------|
| 1 | 19 | Mike Dickinson | GP | BMW | 1000 GP | 11 | 15:54.607 | | 1:25.030 | 6 |
| 2 | 30 | Ian Mackman | GP | Kawasaki | 1000 GP | 11 | 15:54.772 | 0.165 | 1:25.459 | 4 |
| 3 | 4 | Peter Baker | GP | Suzuki | 1000 GP | 11 | 15:56.728 | 2.121 | 1:25.537 | 4 |
| 4 | 111 | Alex Heaton | GP/S | Ducati | 1198 S | 11 | 15:59.746 | 5.139 | 1:25.664 | 6 |
| 5 | 11 | Ben Scranage | GP/S | Honda | 1000 S | 11 | 16:03.560 | 8.953 | 1:25.833 | 8 |
| 6 | 21 | Chris Barnes | GP/S | BMW | 1000 S | 11 | 16:19.838 | 25.231 | 1:26.240 | 3 |
| 7 | 38 | Scot Adam | GP/S | Ducati | 848 S | 11 | 16:23.059 | 28.452 | 1:27.725 | 2 |
| 8 | 177 | John Blundell | GP/S | Honda | 1000 S | 11 | 16:29.799 | 35.192 | 1:27.685 | 4 |
| 9 | 63 | Kevin Davies | GP/S | Suzuki | 1000 S | 11 | 16:41.108 | 46.501 | 1:28.527 | 7 |
| 10 | 41 | Colin Thompson | GP/S | BMW | 1000 S | 11 | 16:55.354 | 1:00.747 | 1:30.783 | 2 |
| 11 | 23 | Justin Stephenson | GP | Suzuki | 1000 GP | 11 | 16:57.951 | 1:03.344 | 1:29.997 | 10 |
| 12 | 195 | Robert Cadiz | GP/S | Honda | 1000 S | 11 | 17:00.544 | 1:05.937 | 1:30.297 | 6 |
| 13 | 96 | Callum O'Shea | GP/S | Honda | 1000 S | 10 | 16:04.180 | 1 Lap | 1:34.088 | 2 |
| 14 | 7 | Adam Robinson | GP/S | Suzuki | 1000 S | 10 | 17:11.618 | 1 Lap | 1:29.153 | 8 |
| Not classified | | | | | | | | | | |
| DNF | 3 | Adrian Clark | GP | Honda | 1000 GP | 1 | 2:37.875 | DNF | | 0 |

110% - 17:30.068

| Margin of Victory | Avg. Speed | Best Lap Tm | Best Speed | Best Lap by |
|-------------------|------------|-------------|------------|---------------------|
| 0.165 | 80.477 | 1:25.030 | 82.136 | 19 - Mike Dickinson |

Timekeeper:

Race Director:

Weather / Track: Cloudy - Dry
 Results @ www.sportstimingsservices.com
 Printed: 29/07/2012 15:59:09





Thundersport GB Rounds 10 & 11

Lapchart

Morello Services GP1 Rockingham International 1.940 Miles

Race 14 29/07/2012 15:41

Race (11 Laps) started at 15:41:23

| Competitors | Laps | | | | | | | | | | | | |
|------------------------|------|-----|-----|-----|-----|-----|-----|-----|-----|-----|-----|-----|-----|
| | 0 | 1 | 2 | 3 | 4 | 5 | 6 | 7 | 8 | 9 | 10 | 11 | |
| Ian Mackman (30) | 1 | 30 | 30 | 30 | 30 | 30 | 30 | 30 | 19 | 19 | 19 | 19 | 19 |
| Mike Dickinson (19) | 2 | 19 | 4 | 4 | 4 | 4 | 4 | 19 | 30 | 30 | 30 | 30 | 30 |
| Ben Scranage (11) | 3 | 11 | 11 | 19 | 19 | 19 | 19 | 4 | 4 | 4 | 4 | 4 | 4 |
| Peter Baker (4) | 4 | 4 | 19 | 11 | 11 | 11 | 111 | 111 | 111 | 111 | 111 | 111 | 111 |
| Adrian Clark (3) | 5 | 3 | 21 | 21 | 21 | 111 | 11 | 11 | 11 | 11 | 11 | 11 | 11 |
| Alex Heaton (111) | 6 | 111 | 111 | 111 | 111 | 21 | 21 | 21 | 21 | 21 | 21 | 21 | 21 |
| Scot Adam (38) | 7 | 38 | 38 | 38 | 38 | 38 | 38 | 38 | 38 | 38 | 38 | 38 | 38 |
| Adam Robinson (7) | 8 | 7 | 177 | 177 | 63 | 63 | 63 | 177 | 177 | 177 | 177 | 177 | 177 |
| Chris Barnes (21) | 9 | 21 | 63 | 63 | 177 | 177 | 177 | 63 | 63 | 63 | 63 | 63 | 63 |
| John Blundell (177) | 10 | 177 | 41 | 41 | 41 | 41 | 41 | 195 | 195 | 195 | 195 | 195 | 41 |
| Colin Thompson (41) | 11 | 41 | 195 | 195 | 195 | 195 | 195 | 41 | 41 | 41 | 41 | 41 | 23 |
| Kevin Davies (63) | 12 | 63 | 96 | 23 | 23 | 23 | 23 | 23 | 23 | 23 | 23 | 23 | 195 |
| Justin Stephenson (23) | 13 | 23 | 23 | 96 | 96 | 96 | 96 | 96 | 96 | 96 | 96 | 96 | 96 |
| Robert Cadiz (195) | 14 | 195 | 3 | 7 | 7 | 7 | 7 | 7 | 7 | 7 | 7 | 7 | 7 |
| Callum O'Shea (96) | 15 | 96 | 7 | | | | | | | | | | |



Thundersport GB Rounds 10 & 11

Morello Services GP1

Rockingham International 1.940 Miles

Race 14

29/07/2012 15:41

Race (11 Laps) started at 15:41:23

| Lap | Lap Tm | Diff | Time of Day |
|----------------------------|-----------------|--------|--------------|
| (19) Mike Dickinson | | | |
| 1 | 1:31.837 | +6.807 | 15:43:01.008 |
| 2 | 1:26.558 | +1.528 | 15:44:27.566 |
| 3 | 1:25.484 | +0.454 | 15:45:53.050 |
| 4 | 1:25.502 | +0.472 | 15:47:18.552 |
| 5 | 1:25.479 | +0.449 | 15:48:44.031 |
| 6 | 1:25.030 | | 15:50:09.061 |
| 7 | 1:25.432 | +0.402 | 15:51:34.493 |
| 8 | 1:25.747 | +0.717 | 15:53:00.240 |
| 9 | 1:26.141 | +1.111 | 15:54:26.381 |
| 10 | 1:25.661 | +0.631 | 15:55:52.042 |
| 11 | 1:26.097 | +1.067 | 15:57:18.139 |

| | | | |
|-------------------------|-----------------|--------|--------------|
| (30) Ian Mackman | | | |
| 1 | 1:31.148 | +5.689 | 15:43:00.261 |
| 2 | 1:26.104 | +0.645 | 15:44:26.365 |
| 3 | 1:25.754 | +0.295 | 15:45:52.119 |
| 4 | 1:25.459 | | 15:47:17.578 |
| 5 | 1:25.612 | +0.153 | 15:48:43.190 |
| 6 | 1:25.672 | +0.213 | 15:50:08.862 |
| 7 | 1:25.970 | +0.511 | 15:51:34.832 |
| 8 | 1:25.795 | +0.336 | 15:53:00.627 |
| 9 | 1:25.933 | +0.474 | 15:54:26.560 |
| 10 | 1:25.726 | +0.267 | 15:55:52.286 |
| 11 | 1:26.018 | +0.559 | 15:57:18.304 |

| | | | |
|------------------------|-----------------|--------|--------------|
| (4) Peter Baker | | | |
| 1 | 1:30.998 | +5.461 | 15:43:00.367 |
| 2 | 1:26.515 | +0.978 | 15:44:26.882 |
| 3 | 1:25.759 | +0.222 | 15:45:52.641 |
| 4 | 1:25.537 | | 15:47:18.178 |
| 5 | 1:25.547 | +0.010 | 15:48:43.725 |
| 6 | 1:26.123 | +0.586 | 15:50:09.848 |
| 7 | 1:26.025 | +0.488 | 15:51:35.873 |
| 8 | 1:25.938 | +0.401 | 15:53:01.811 |
| 9 | 1:26.224 | +0.687 | 15:54:28.035 |
| 10 | 1:26.225 | +0.688 | 15:55:54.260 |
| 11 | 1:26.000 | +0.463 | 15:57:20.260 |

| | | | |
|--------------------------|-----------------|--------|--------------|
| (111) Alex Heaton | | | |
| 1 | 1:32.633 | +6.969 | 15:43:02.371 |
| 2 | 1:26.805 | +1.141 | 15:44:29.176 |
| 3 | 1:26.006 | +0.342 | 15:45:55.182 |
| 4 | 1:25.979 | +0.315 | 15:47:21.161 |
| 5 | 1:25.948 | +0.284 | 15:48:47.109 |
| 6 | 1:25.664 | | 15:50:12.773 |
| 7 | 1:26.327 | +0.663 | 15:51:39.100 |
| 8 | 1:26.213 | +0.549 | 15:53:05.313 |
| 9 | 1:26.016 | +0.352 | 15:54:31.329 |
| 10 | 1:25.740 | +0.076 | 15:55:57.069 |
| 11 | 1:26.209 | +0.545 | 15:57:23.278 |

| | | | |
|--------------------------|-----------------|--------|--------------|
| (11) Ben Scranage | | | |
| 1 | 1:31.572 | +5.739 | 15:43:00.825 |
| 2 | 1:27.221 | +1.388 | 15:44:28.046 |
| 3 | 1:26.180 | +0.347 | 15:45:54.226 |
| 4 | 1:26.836 | +1.003 | 15:47:21.062 |
| 5 | 1:27.076 | +1.243 | 15:48:48.138 |
| 6 | 1:26.478 | +0.645 | 15:50:14.616 |
| 7 | 1:26.271 | +0.438 | 15:51:40.887 |
| 8 | 1:25.833 | | 15:53:06.720 |
| 9 | 1:26.017 | +0.184 | 15:54:32.737 |
| 10 | 1:26.560 | +0.727 | 15:55:59.297 |
| 11 | 1:27.795 | +1.962 | 15:57:27.092 |

| | | | |
|--------------------------|-----------------|--------|--------------|
| (21) Chris Barnes | | | |
| 1 | 1:31.996 | +5.756 | 15:43:02.121 |
| 2 | 1:26.587 | +0.347 | 15:44:28.708 |
| 3 | 1:26.240 | | 15:45:54.948 |
| 4 | 1:26.954 | +0.714 | 15:47:21.902 |
| 5 | 1:26.961 | +0.721 | 15:48:48.863 |
| 6 | 1:26.468 | +0.228 | 15:50:15.331 |
| 7 | 1:28.483 | +2.243 | 15:51:43.814 |
| 8 | 1:28.769 | +2.529 | 15:53:12.583 |
| 9 | 1:30.304 | +4.064 | 15:54:42.887 |
| 10 | 1:30.074 | +3.834 | 15:56:12.961 |
| 11 | 1:30.409 | +4.169 | 15:57:43.370 |

| | | | |
|-----------------------|-----------------|--------|--------------|
| (38) Scot Adam | | | |
| 1 | 1:33.287 | +5.562 | 15:43:03.112 |
| 2 | 1:27.725 | | 15:44:30.837 |
| 3 | 1:28.590 | +0.865 | 15:45:59.427 |
| 4 | 1:27.954 | +0.229 | 15:47:27.381 |
| 5 | 1:28.302 | +0.577 | 15:48:55.683 |
| 6 | 1:28.385 | +0.660 | 15:50:24.068 |
| 7 | 1:28.411 | +0.686 | 15:51:52.479 |
| 8 | 1:27.970 | +0.245 | 15:53:20.449 |
| 9 | 1:28.508 | +0.783 | 15:54:48.957 |
| 10 | 1:28.629 | +0.904 | 15:56:17.586 |
| 11 | 1:29.005 | +1.280 | 15:57:46.591 |

| | | | |
|----------------------------|-----------------|--------|--------------|
| (177) John Blundell | | | |
| 1 | 1:34.068 | +6.383 | 15:43:04.310 |
| 2 | 1:28.094 | +0.409 | 15:44:32.404 |
| 3 | 1:31.608 | +3.923 | 15:46:04.012 |
| 4 | 1:27.685 | | 15:47:31.697 |
| 5 | 1:28.668 | +0.983 | 15:49:00.365 |
| 6 | 1:28.595 | +0.910 | 15:50:28.960 |
| 7 | 1:27.802 | +0.117 | 15:51:56.762 |
| 8 | 1:28.113 | +0.428 | 15:53:24.875 |
| 9 | 1:28.120 | +0.435 | 15:54:52.995 |
| 10 | 1:28.470 | +0.785 | 15:56:21.465 |
| 11 | 1:31.866 | +4.181 | 15:57:53.331 |

| | | | |
|--------------------------|-----------------|--------|--------------|
| (63) Kevin Davies | | | |
| 1 | 1:34.189 | +5.662 | 15:43:04.749 |
| 2 | 1:28.665 | +0.138 | 15:44:33.414 |
| 3 | 1:28.535 | +0.008 | 15:46:01.949 |
| 4 | 1:29.280 | +0.753 | 15:47:31.229 |
| 5 | 1:28.797 | +0.270 | 15:49:00.026 |
| 6 | 1:29.224 | +0.697 | 15:50:29.250 |
| 7 | 1:28.527 | | 15:51:57.777 |
| 8 | 1:28.533 | +0.006 | 15:53:26.310 |
| 9 | 1:38.353 | +9.826 | 15:55:04.663 |
| 10 | 1:29.640 | +1.113 | 15:56:34.303 |
| 11 | 1:30.337 | +1.810 | 15:58:04.640 |

| | | | |
|----------------------------|-----------------|--------|--------------|
| (41) Colin Thompson | | | |
| 1 | 1:35.229 | +4.446 | 15:43:05.783 |
| 2 | 1:30.783 | | 15:44:36.566 |
| 3 | 1:31.358 | +0.575 | 15:46:07.924 |
| 4 | 1:31.813 | +1.030 | 15:47:39.737 |
| 5 | 1:31.757 | +0.974 | 15:49:11.494 |
| 6 | 1:31.773 | +0.990 | 15:50:43.267 |
| 7 | 1:31.477 | +0.694 | 15:52:14.744 |
| 8 | 1:31.132 | +0.349 | 15:53:45.876 |
| 9 | 1:31.018 | +0.235 | 15:55:16.894 |
| 10 | 1:30.934 | +0.151 | 15:56:47.828 |
| 11 | 1:31.058 | +0.275 | 15:58:18.886 |

| | | | |
|-------------------------------|--|--|--|
| (23) Justin Stephenson | | | |
|-------------------------------|--|--|--|

| | | | |
|---------------------------|-----------------|--------|--------------|
| (195) Robert Cadiz | | | |
| 1 | 1:38.588 | +8.591 | 15:43:09.419 |
| 2 | 1:32.120 | +2.123 | 15:44:41.539 |
| 3 | 1:32.277 | +2.280 | 15:46:13.816 |
| 4 | 1:31.970 | +1.973 | 15:47:45.786 |
| 5 | 1:31.036 | +1.039 | 15:49:16.822 |
| 6 | 1:31.917 | +1.920 | 15:50:48.739 |
| 7 | 1:30.770 | +0.773 | 15:52:19.509 |
| 8 | 1:30.506 | +0.509 | 15:53:50.015 |
| 9 | 1:30.377 | +0.380 | 15:55:20.392 |
| 10 | 1:29.997 | | 15:56:50.389 |
| 11 | 1:31.094 | +1.097 | 15:58:21.483 |

| | | | |
|---------------------------|-----------------|--------|--------------|
| (96) Callum O'Shea | | | |
| 1 | 1:36.202 | +5.905 | 15:43:07.260 |
| 2 | 1:32.087 | +1.790 | 15:44:39.347 |
| 3 | 1:31.314 | +1.017 | 15:46:10.661 |
| 4 | 1:31.061 | +0.764 | 15:47:41.722 |
| 5 | 1:30.894 | +0.597 | 15:49:12.616 |
| 6 | 1:30.297 | | 15:50:42.913 |
| 7 | 1:31.235 | +0.938 | 15:52:14.148 |
| 8 | 1:31.127 | +0.830 | 15:53:45.275 |
| 9 | 1:31.140 | +0.843 | 15:55:16.415 |
| 10 | 1:30.967 | +0.670 | 15:56:47.382 |
| 11 | 1:36.694 | +6.397 | 15:58:24.076 |

| | | | |
|--------------------------|-----------------|--------|--------------|
| (7) Adam Robinson | | | |
| 1 | 1:38.149 | +4.061 | 15:43:09.263 |
| 2 | 1:34.088 | | 15:44:43.351 |
| 3 | 1:34.140 | +0.052 | 15:46:17.491 |
| 4 | 1:35.027 | +0.939 | 15:47:52.518 |
| 5 | 1:35.471 | +1.383 | 15:49:27.989 |
| 6 | 1:35.788 | +1.700 | 15:51:03.777 |
| 7 | 1:35.499 | +1.411 | 15:52:39.276 |
| 8 | 1:35.190 | +1.102 | 15:54:14.466 |
| 9 | 1:35.264 | +1.176 | 15:55:49.730 |
| 10 | 1:37.982 | +3.894 | 15:57:27.712 |

| | | | |
|-------------------------|-----------------|-----------|--------------|
| (3) Adrian Clark | | | |
| 1 | 3:01.640 | +1:32.487 | 15:44:31.712 |
| 2 | 1:57.791 | +28.638 | 15:46:29.503 |
| 3 | 1:30.885 | +1.732 | 15:48:00.388 |
| 4 | 1:29.636 | +0.483 | 15:49:30.024 |
| 5 | 1:30.901 | +1.748 | 15:51:00.925 |
| 6 | 1:29.409 | +0.256 | 15:52:30.334 |
| 7 | 1:29.419 | +0.266 | 15:53:59.753 |
| 8 | 1:29.153 | | 15:55:28.906 |
| 9 | 1:29.612 | +0.459 | 15:56:58.518 |
| 10 | 1:36.632 | +7.479 | 15:58:35.150 |

Timekeeper:

Race Director:

Weather / Track: Cloudy - Dry

Results @ www.sportstimingsservices.com

Printed: 29/07/2012 16:02:39





Thundersport GB Rounds 10 & 11

Sorted on Best Lap time

RLR Motorsports 600 Sportsman Elite

Rockingham International 1.940 Miles

Qualifying

28/07/2012 11:02

Practice started at 11:02:13

| Pos | No. | Name | Class | Bike | CC | Best Tm | In Lap | Diff | 2nd Best | 2nd Lap |
|-----|-----|-------------------|-------|----------|-------|----------|--------|--------|----------|---------|
| 1 | 23 | Danny Murphy | S | Yamaha | 600 S | 1:27.122 | 7 | | 1:27.679 | 8 |
| 2 | 4 | Tom McHale | F | Honda | 600 F | 1:27.783 | 9 | 0.661 | 1:28.585 | 5 |
| 3 | 100 | Connor Tagg | S | Suzuki | 600 S | 1:27.969 | 6 | 0.847 | 1:27.998 | 4 |
| 4 | 8 | Josh Daley | F | Suzuki | 600 F | 1:28.339 | 6 | 1.217 | 1:29.165 | 4 |
| 5 | 32 | Kyle Wilks | S | Kawasaki | 600 S | 1:28.544 | 8 | 1.422 | 1:28.812 | 6 |
| 6 | 71 | Ross Ashman | S | Kawasaki | 600 S | 1:28.643 | 3 | 1.521 | 1:28.705 | 7 |
| 7 | 19 | Blake Woulds | F | Yamaha | 600 F | 1:28.687 | 5 | 1.565 | 1:28.694 | 6 |
| 8 | 18 | Oliver Harrison | S | Yamaha | 600 S | 1:29.143 | 7 | 2.021 | 1:30.058 | 5 |
| 9 | 72 | Darryl Harrison | S | Suzuki | 600 S | 1:29.370 | 8 | 2.248 | 1:29.474 | 6 |
| 10 | 35 | Matthew Shellcock | S | Yamaha | 600 S | 1:29.540 | 5 | 2.418 | 1:29.651 | 3 |
| 11 | 74 | Curtis Wright | S | Triumph | 675 S | 1:29.634 | 8 | 2.512 | 1:29.800 | 5 |
| 12 | 7 | Jodie Chalk | S | Triumph | 675 S | 1:30.000 | 8 | 2.878 | 1:30.811 | 6 |
| 13 | 96 | Marcus Woodbine | S | Kawasaki | 600 S | 1:30.104 | 5 | 2.982 | 1:30.400 | 4 |
| 14 | 50 | Sam Thompson | S | Suzuki | 600 S | 1:30.583 | 7 | 3.461 | 1:30.681 | 6 |
| 15 | 38 | Dan Harrison | S | Yamaha | 600 S | 1:30.624 | 4 | 3.502 | 1:30.626 | 5 |
| 16 | 21 | Simon Critchlow | F | Triumph | 675 F | 1:30.951 | 6 | 3.829 | 1:31.010 | 7 |
| 17 | 75 | Aaron Hay | F | Yamaha | 600 F | 1:30.973 | 7 | 3.851 | 1:31.249 | 6 |
| 18 | 43 | Chris Wilkinson | F | Yamaha | 600 F | 1:32.277 | 4 | 5.155 | 1:32.397 | 3 |
| 19 | 9 | Paul Charman | F | Suzuki | 600 F | 1:32.850 | 9 | 5.728 | 1:33.112 | 6 |
| 20 | 76 | Dan Shailer | F | Honda | 600 F | 1:33.925 | 6 | 6.803 | 1:33.966 | 7 |
| 21 | 15 | Luke Buckingham | F | Triumph | 675 F | 1:33.977 | 6 | 6.855 | 1:34.305 | 9 |
| 22 | 69 | Nicole McAleer | F | Triumph | 675 F | 1:36.472 | 4 | 9.350 | 1:36.627 | 3 |
| 23 | 191 | Charley Oakland | F | Yamaha | 600 S | 1:39.742 | 3 | 12.620 | 1:40.026 | 5 |

Timekeeper:

Race Director:

Weather / Track: Sunny - Dry


Results @ www.sportstimingsservices.com





Thundersport GB Rounds 10 & 11

RLR Motorsports 600 Sportsman Elite Rockingham International 1.940 Miles
 Race 7 Saturday 28/07/2012
 Race (11 Laps)



POLE POSITION

| | 1 | 2 | 3 | 4 |
|---|----|----|-----|----|
| 1 | 23 | 4 | 100 | 8 |
| 2 | 32 | 71 | 19 | 18 |
| 3 | 72 | 35 | 74 | 7 |
| 4 | 96 | 50 | 38 | 21 |
| 5 | 75 | 43 | 9 | 76 |
| 6 | 15 | 69 | 191 | |

Timekeeper:

Race Director:

Weather / Track:

Results @ www.sportstimeservices.com

Printed: 28/07/2012 11:20:59





Thundersport GB Rounds 10 & 11

Sorted on Laps

RLR Motorsports 600 Sportsman Elite Rockingham International 1.940 Miles

Race 7 28/07/2012 14:28

Race (11 Laps) started at 14:28:21

| Pos | No. | Name | Class | Bike | CC | Laps | Total Tm | Diff | Best Tm | In Lap |
|----------------|-----|-------------------|-------|----------|-------|------|----------|--------|----------|--------|
| 1 | 4 | Tom McHale | F | Honda | 600 F | 6 | 8:54.237 | | 1:27.433 | 6 |
| 2 | 100 | Connor Tagg | S | Suzuki | 600 S | 6 | 8:55.783 | 1.546 | 1:27.367 | 5 |
| 3 | 32 | Kyle Wilks | S | Kawasaki | 600 S | 6 | 8:57.552 | 3.315 | 1:27.718 | 5 |
| 4 | 8 | Josh Daley | F | Suzuki | 600 F | 6 | 9:02.669 | 8.432 | 1:28.911 | 6 |
| 5 | 23 | Danny Murphy | S | Yamaha | 600 S | 6 | 9:05.958 | 11.721 | 1:28.303 | 4 |
| 6 | 74 | Curtis Wright | S | Triumph | 675 S | 5 | 7:36.916 | 1 Lap | 1:28.719 | 5 |
| 7 | 71 | Ross Ashman | S | Kawasaki | 600 S | 5 | 7:38.495 | 1 Lap | 1:29.011 | 4 |
| 8 | 35 | Matthew Shellcock | S | Yamaha | 600 S | 5 | 7:40.949 | 1 Lap | 1:29.626 | 3 |
| 9 | 72 | Darryl Harrison | S | Suzuki | 600 S | 5 | 7:42.570 | 1 Lap | 1:29.595 | 5 |
| 10 | 19 | Blake Woulds | F | Yamaha | 600 F | 5 | 7:42.703 | 1 Lap | 1:28.916 | 4 |
| 11 | 7 | Jodie Chalk | S | Triumph | 675 S | 5 | 7:44.900 | 1 Lap | 1:30.844 | 5 |
| 12 | 38 | Dan Harrison | S | Yamaha | 600 S | 5 | 7:46.159 | 1 Lap | 1:30.602 | 5 |
| 13 | 50 | Sam Thompson | S | Suzuki | 600 S | 5 | 7:48.752 | 1 Lap | 1:31.407 | 5 |
| 14 | 43 | Chris Wilkinson | F | Yamaha | 600 F | 5 | 7:50.225 | 1 Lap | 1:31.550 | 2 |
| 15 | 9 | Paul Charman | F | Suzuki | 600 F | 5 | 7:52.580 | 1 Lap | 1:31.992 | 3 |
| 16 | 75 | Aaron Hay | F | Yamaha | 600 F | 5 | 7:56.716 | 1 Lap | 1:32.260 | 5 |
| 17 | 76 | Dan Shailer | F | Honda | 600 F | 5 | 7:59.196 | 1 Lap | 1:33.412 | 2 |
| 18 | 69 | Nicole McAleer | F | Triumph | 675 F | 5 | 8:16.337 | 1 Lap | 1:36.148 | 5 |
| 19 | 15 | Luke Buckingham | F | Triumph | 675 F | 5 | 8:16.713 | 1 Lap | 1:35.994 | 5 |
| 20 | 191 | Charley Oakland | F | Yamaha | 600 S | 5 | 8:26.727 | 1 Lap | 1:38.278 | 5 |
| Not classified | | | | | | | | | | |
| DNF | 18 | Oliver Harrison | S | Yamaha | 600 S | 5 | 7:35.214 | DNF | 1:28.819 | 4 |
| DNF | 96 | Marcus Woodbine | S | Kawasaki | 600 S | | 5.160 | DNF | | 0 |
| DNF | 21 | Simon Critchlow | F | Triumph | 675 F | | 5.343 | DNF | | 0 |

110% Time - 09:47.661

| Margin of Victory | Avg. Speed | Best Lap Tm | Best Speed | Best Lap by |
|-------------------|------------|-------------|------------|-------------------|
| 1.546 | 78.437 | 1:27.367 | 79.939 | 100 - Connor Tagg |

Timekeeper:

Race Director:
 Weather / Track: Cloudy - Dry
 Results @ www.sportstimingservices.com
 Printed: 28/07/2012 14:42:50





Thundersport GB Rounds 10 & 11

Lapchart


RLR Motorsports 600 Sportsman Elite

Rockingham International 1.940 Miles

Race 7

28/07/2012 14:28

Race (11 Laps) started at 14:28:21



| Competitors | Laps | | | | | | |
|------------------------|------|-----|-----|-----|-----|-----|-----|
| | 0 | 1 | 2 | 3 | 4 | 5 | 6 |
| Tom McHale (4) | 1 | 4 | 4 | 4 | 4 | 4 | 4 |
| Connor Tagg (100) | 2 | 100 | 100 | 100 | 100 | 100 | 100 |
| Danny Murphy (23) | 3 | 23 | 8 | 32 | 32 | 32 | 32 |
| Josh Daley (8) | 4 | 8 | 32 | 8 | 8 | 8 | 8 |
| Kyle Wilks (32) | 5 | 32 | 18 | 71 | 18 | 18 | 23 |
| Ross Ashman (71) | 6 | 71 | 71 | 18 | 35 | 23 | 74 |
| Oliver Harrison (18) | 7 | 18 | 35 | 23 | 74 | 74 | 23 |
| Blake Woulds (19) | 8 | 19 | 23 | 35 | 23 | 71 | 71 |
| Jodie Chalk (7) | 9 | 7 | 7 | 74 | 71 | 35 | 35 |
| Matthew Shellcock (35) | 10 | 35 | 74 | 7 | 7 | 72 | 72 |
| Curtis Wright (74) | 11 | 74 | 72 | 72 | 72 | 19 | 19 |
| Darryl Harrison (72) | 12 | 72 | 38 | 38 | 38 | 7 | 7 |
| Sam Thompson (50) | 13 | 50 | 50 | 50 | 19 | 38 | 38 |
| Marcus Woodbine (96) | 14 | 96 | 43 | 43 | 50 | 50 | 50 |
| Dan Harrison (38) | 15 | 38 | 9 | 19 | 43 | 43 | 43 |
| Simon Critchlow (21) | 16 | 21 | 76 | 9 | 9 | 9 | 9 |
| Paul Charman (9) | 17 | 9 | 19 | 76 | 76 | 75 | 75 |
| Aaron Hay (75) | 18 | 75 | 75 | 75 | 75 | 76 | 76 |
| Dan Shailer (76) | 19 | 76 | 69 | 69 | 69 | 69 | 69 |
| Chris Wilkinson (43) | 20 | 43 | 15 | 15 | 15 | 15 | 15 |
| Nicole McAleer (69) | 21 | 69 | 191 | 191 | 191 | 191 | 191 |
| Luke Buckingham (15) | 22 | 15 | | | | | |
| Charley Oakland (191) | 23 | 191 | | | | | |

Timekeeper:
 Race Director:
 Weather / Track: Cloudy - Dry
 Results @ www.sportstimeservices.com
 Printed: 28/07/2012 14:47:51





Thundersport GB Rounds 10 & 11

RLR Motorsports 600 Sportsman Elite

Rockingham International 1.940 Miles

Race 7

28/07/2012 14:28

Race (11 Laps) started at 14:28:21

| Lap | Lap Tm | Diff | Time of Day |
|-----------------------|-----------------|--------|--------------|
| (4) Tom McHale | | | |
| 1 | 1:31.351 | +3.918 | 14:31:56.329 |
| 2 | 1:27.940 | +0.507 | 14:33:24.269 |
| 3 | 1:27.834 | +0.401 | 14:34:52.103 |
| 4 | 1:28.198 | +0.765 | 14:36:20.301 |
| 5 | 1:27.815 | +0.382 | 14:37:48.116 |
| 6 | 1:27.433 | | 14:39:15.549 |

| | | | |
|--------------------------|-----------------|--------|--------------|
| (100) Connor Tagg | | | |
| 1 | 1:32.669 | +5.302 | 14:31:57.829 |
| 2 | 1:28.611 | +1.244 | 14:33:26.440 |
| 3 | 1:27.558 | +0.191 | 14:34:53.998 |
| 4 | 1:28.003 | +0.636 | 14:36:22.001 |
| 5 | 1:27.367 | | 14:37:49.368 |
| 6 | 1:27.727 | +0.360 | 14:39:17.095 |

| | | | |
|------------------------|-----------------|--------|--------------|
| (32) Kyle Wilks | | | |
| 1 | 1:32.585 | +4.867 | 14:31:58.255 |
| 2 | 1:29.209 | +1.491 | 14:33:27.464 |
| 3 | 1:28.006 | +0.288 | 14:34:55.470 |
| 4 | 1:27.802 | +0.084 | 14:36:23.272 |
| 5 | 1:27.718 | | 14:37:50.990 |
| 6 | 1:27.874 | +0.156 | 14:39:18.864 |

| | | | |
|-----------------------|-----------------|--------|--------------|
| (8) Josh Daley | | | |
| 1 | 1:32.805 | +3.894 | 14:31:58.168 |
| 2 | 1:29.902 | +0.991 | 14:33:28.070 |
| 3 | 1:29.032 | +0.121 | 14:34:57.102 |
| 4 | 1:29.041 | +0.130 | 14:36:26.143 |
| 5 | 1:28.927 | +0.016 | 14:37:55.070 |
| 6 | 1:28.911 | | 14:39:23.981 |

| | | | |
|--------------------------|-----------------|--------|--------------|
| (23) Danny Murphy | | | |
| 1 | 1:35.163 | +6.860 | 14:32:00.413 |
| 2 | 1:29.086 | +0.783 | 14:33:29.499 |
| 3 | 1:31.394 | +3.091 | 14:35:00.893 |
| 4 | 1:28.303 | | 14:36:29.196 |
| 5 | 1:29.365 | +1.062 | 14:37:58.561 |
| 6 | 1:28.709 | +0.406 | 14:39:27.270 |

| | | | |
|---------------------------|-----------------|--------|--------------|
| (74) Curtis Wright | | | |
| 1 | 1:35.086 | +6.367 | 14:32:01.278 |
| 2 | 1:30.298 | +1.579 | 14:33:31.576 |
| 3 | 1:28.982 | +0.263 | 14:35:00.558 |
| 4 | 1:28.951 | +0.232 | 14:36:29.509 |
| 5 | 1:28.719 | | 14:37:58.228 |

| | | | |
|-------------------------|-----------------|--------|--------------|
| (71) Ross Ashman | | | |
| 1 | 1:33.521 | +4.510 | 14:31:59.223 |
| 2 | 1:29.422 | +0.411 | 14:33:28.645 |
| 3 | 1:33.013 | +4.002 | 14:35:01.658 |
| 4 | 1:29.011 | | 14:36:30.669 |
| 5 | 1:29.138 | +0.127 | 14:37:59.807 |

| | | | |
|-------------------------------|-----------------|--------|--------------|
| (35) Matthew Shellcock | | | |
| 1 | 1:33.275 | +3.649 | 14:31:59.365 |
| 2 | 1:31.446 | +1.820 | 14:33:30.811 |
| 3 | 1:29.626 | | 14:35:00.437 |
| 4 | 1:30.951 | +1.325 | 14:36:31.388 |
| 5 | 1:30.873 | +1.247 | 14:38:02.261 |

| | | | |
|-----------------------------|----------|--------|--------------|
| (72) Darryl Harrison | | | |
| 1 | 1:36.004 | +6.409 | 14:32:02.208 |
| 2 | 1:31.128 | +1.533 | 14:33:33.336 |
| 3 | 1:30.877 | +1.282 | 14:35:04.213 |

| | | | |
|---|-----------------|--------|--------------|
| 4 | 1:30.074 | +0.479 | 14:36:34.287 |
| 5 | 1:29.595 | | 14:38:03.882 |

| | | | |
|--------------------------|-----------------|---------|--------------|
| (19) Blake Woulds | | | |
| 1 | 1:40.005 | +11.089 | 14:32:06.083 |
| 2 | 1:30.330 | +1.414 | 14:33:36.413 |
| 3 | 1:29.426 | +0.510 | 14:35:05.839 |
| 4 | 1:28.916 | | 14:36:34.755 |
| 5 | 1:29.260 | +0.344 | 14:38:04.015 |

| | | | |
|------------------------|-----------------|--------|--------------|
| (7) Jodie Chalk | | | |
| 1 | 1:34.750 | +3.906 | 14:32:00.838 |
| 2 | 1:31.840 | +0.996 | 14:33:32.678 |
| 3 | 1:30.975 | +0.131 | 14:35:03.653 |
| 4 | 1:31.715 | +0.871 | 14:36:35.368 |
| 5 | 1:30.844 | | 14:38:06.212 |

| | | | |
|--------------------------|-----------------|--------|--------------|
| (38) Dan Harrison | | | |
| 1 | 1:36.279 | +5.677 | 14:32:02.860 |
| 2 | 1:31.539 | +0.937 | 14:33:34.399 |
| 3 | 1:31.221 | +0.619 | 14:35:05.620 |
| 4 | 1:31.249 | +0.647 | 14:36:36.869 |
| 5 | 1:30.602 | | 14:38:07.471 |

| | | | |
|--------------------------|-----------------|--------|--------------|
| (50) Sam Thompson | | | |
| 1 | 1:36.922 | +5.515 | 14:32:03.314 |
| 2 | 1:32.019 | +0.612 | 14:33:35.333 |
| 3 | 1:31.777 | +0.370 | 14:35:07.110 |
| 4 | 1:31.547 | +0.140 | 14:36:38.657 |
| 5 | 1:31.407 | | 14:38:10.064 |

| | | | |
|-----------------------------|-----------------|--------|--------------|
| (43) Chris Wilkinson | | | |
| 1 | 1:37.160 | +5.610 | 14:32:04.449 |
| 2 | 1:31.550 | | 14:33:35.999 |
| 3 | 1:31.791 | +0.241 | 14:35:07.790 |
| 4 | 1:31.707 | +0.157 | 14:36:39.497 |
| 5 | 1:32.040 | +0.490 | 14:38:11.537 |

| | | | |
|-------------------------|-----------------|--------|--------------|
| (9) Paul Charman | | | |
| 1 | 1:37.850 | +5.858 | 14:32:04.726 |
| 2 | 1:32.786 | +0.794 | 14:33:37.512 |
| 3 | 1:31.992 | | 14:35:09.504 |
| 4 | 1:32.009 | +0.017 | 14:36:41.513 |
| 5 | 1:32.379 | +0.387 | 14:38:13.892 |

| | | | |
|-----------------------|-----------------|--------|--------------|
| (75) Aaron Hay | | | |
| 1 | 1:40.719 | +8.459 | 14:32:07.646 |
| 2 | 1:32.558 | +0.298 | 14:33:40.204 |
| 3 | 1:33.115 | +0.855 | 14:35:13.319 |
| 4 | 1:32.449 | +0.189 | 14:36:45.768 |
| 5 | 1:32.260 | | 14:38:18.028 |

| | | | |
|-------------------------|-----------------|--------|--------------|
| (76) Dan Shailer | | | |
| 1 | 1:38.740 | +5.328 | 14:32:05.847 |
| 2 | 1:33.412 | | 14:33:39.259 |
| 3 | 1:33.726 | +0.314 | 14:35:12.985 |
| 4 | 1:34.011 | +0.599 | 14:36:46.996 |
| 5 | 1:33.512 | +0.100 | 14:38:20.508 |

| | | | |
|----------------------------|-----------------|--------|--------------|
| (69) Nicole McAleer | | | |
| 1 | 1:43.819 | +7.671 | 14:32:11.136 |
| 2 | 1:37.311 | +1.163 | 14:33:48.447 |
| 3 | 1:36.844 | +0.696 | 14:35:25.291 |
| 4 | 1:36.210 | +0.062 | 14:37:01.501 |
| 5 | 1:36.148 | | 14:38:37.649 |

| | | | |
|-----------------------------|-----------------|--------|--------------|
| (15) Luke Buckingham | | | |
| 1 | 1:43.950 | +7.956 | 14:32:11.473 |
| 2 | 1:37.307 | +1.313 | 14:33:48.780 |
| 3 | 1:36.669 | +0.675 | 14:35:25.449 |
| 4 | 1:36.582 | +0.588 | 14:37:02.031 |
| 5 | 1:35.994 | | 14:38:38.025 |

| | | | |
|------------------------------|-----------------|--------|--------------|
| (191) Charley Oakland | | | |
| 1 | 1:44.703 | +6.425 | 14:32:12.411 |
| 2 | 1:39.764 | +1.486 | 14:33:52.175 |
| 3 | 1:39.042 | +0.764 | 14:35:31.217 |
| 4 | 1:38.544 | +0.266 | 14:37:09.761 |
| 5 | 1:38.278 | | 14:38:48.039 |

| | | | |
|-----------------------------|-----------------|--------|--------------|
| (18) Oliver Harrison | | | |
| 1 | 1:33.117 | +4.298 | 14:31:58.982 |
| 2 | 1:30.237 | +1.418 | 14:33:29.219 |
| 3 | 1:29.564 | +0.745 | 14:34:58.783 |
| 4 | 1:28.819 | | 14:36:27.602 |
| 5 | 1:28.924 | +0.105 | 14:37:56.526 |

Timekeeper:

Race Director:

Weather / Track: Cloudy - Dry

Results @ www.sportstimingsservices.com

Printed: 28/07/2012 14:48:30





Thundersport GB Rounds 10 & 11

RLR Motorsports 600 Sportsman Elite Rockingham International 1.940 Miles


Mega Laps Merge

| Pos | No. | Name | Class | Overall BestTm | R1. Best Tm | R2. Best Tm | R3. Best Tm | Diff |
|-----|-----|-------------------|-------|----------------|-------------|-------------|-------------|--------|
| 1 | 23 | Danny Murphy | S | 1:27.122 | 1:27.122 | 1:28.303 | | |
| 2 | 100 | Connor Tagg | S | 1:27.367 | 1:27.969 | 1:27.367 | | 0.245 |
| 3 | 4 | Tom McHale | F | 1:27.433 | 1:27.783 | 1:27.433 | | 0.311 |
| 4 | 32 | Kyle Wilks | S | 1:27.718 | 1:28.544 | 1:27.718 | | 0.596 |
| 5 | 8 | Josh Daley | F | 1:28.339 | 1:28.339 | 1:28.911 | | 1.217 |
| 6 | 71 | Ross Ashman | S | 1:28.643 | 1:28.643 | 1:29.011 | | 1.521 |
| 7 | 19 | Blake Woulds | F | 1:28.687 | 1:28.687 | 1:28.916 | | 1.565 |
| 8 | 74 | Curtis Wright | S | 1:28.719 | 1:29.634 | 1:28.719 | | 1.597 |
| 9 | 18 | Oliver Harrison | S | 1:29.143 | 1:29.143 | | | 2.021 |
| 10 | 72 | Darryl Harrison | S | 1:29.370 | 1:29.370 | 1:29.595 | | 2.248 |
| 11 | 35 | Matthew Shellcock | S | 1:29.540 | 1:29.540 | 1:29.626 | | 2.418 |
| 12 | 7 | Jodie Chalk | S | 1:30.000 | 1:30.000 | 1:30.844 | | 2.878 |
| 13 | 96 | Marcus Woodbine | S | 1:30.104 | 1:30.104 | | | 2.982 |
| 14 | 50 | Sam Thompson | S | 1:30.583 | 1:30.583 | 1:31.407 | | 3.461 |
| 15 | 38 | Dan Harrison | S | 1:30.602 | 1:30.624 | 1:30.602 | | 3.480 |
| 16 | 21 | Simon Critchlow | F | 1:30.951 | 1:30.951 | | | 3.829 |
| 17 | 75 | Aaron Hay | F | 1:30.973 | 1:30.973 | 1:32.260 | | 3.851 |
| 18 | 43 | Chris Wilkinson | F | 1:31.550 | 1:32.277 | 1:31.550 | | 4.428 |
| 19 | 9 | Paul Charman | F | 1:31.992 | 1:32.850 | 1:31.992 | | 4.870 |
| 20 | 76 | Dan Shailer | F | 1:33.412 | 1:33.925 | 1:33.412 | | 6.290 |
| 21 | 15 | Luke Buckingham | F | 1:33.977 | 1:33.977 | 1:35.994 | | 6.855 |
| 22 | 69 | Nicole McAleer | F | 1:36.148 | 1:36.472 | 1:36.148 | | 9.026 |
| 23 | 191 | Charley Oakland | F | 1:38.278 | 1:39.742 | 1:38.278 | | 11.156 |



Thundersport GB Rounds 10 & 11

RLR Motorsports 600 Sportsman Elite Rockingham International 1.940 Miles
 Race 3 & 12 Sunday 29/07/2012
 Race (11 Laps)




POLE POSITION

| | 1 | 2 | 3 | 4 |
|---|----|-----|-----|----|
| 1 | 23 | 100 | 4 | 32 |
| 2 | 8 | 71 | 19 | 74 |
| 3 | 18 | 72 | 35 | 7 |
| 4 | 96 | 50 | 38 | 21 |
| 5 | 75 | 43 | 9 | 76 |
| 6 | 15 | 69 | 191 | |



Thundersport GB Rounds 10 & 11

RLR Motorsports 600 Sportsman Elite Rockingham International 1.940 Miles
 Race 3 & 12 Sunday 29/07/2012
 Race (11 Laps)



POLE POSITION

| | | | | |
|----------|---|--|--|--|
| 1 | 1 23 Danny Murphy 1:27.122 | 2 100 Connor Tagg 1:27.367 | 3 4 Tom McHale 1:27.433 | 4 32 Kyle Wilks 1:27.718 |
| 2 | 5 8 Josh Daley 1:28.339 | 6 71 Ross Ashman 1:28.643 | 7 19 Blake Woulds 1:28.687 | 8 74 Curtis Wright 1:28.719 |
| 3 | 9 18 O. Harrison 1:29.143 | 10 72 D. Harrison 1:29.370 | 11 35 M. Shellcock 1:29.540 | 12 7 Jodie Chalk 1:30.000 |
| 4 | 13 96 M. Woodbine 1:30.104 | 14 50 Sam Thompson 1:30.583 | 15 38 Dan Harrison 1:30.602 | 16 21 S. Critchlow 1:30.951 |
| 5 | 17 75 Aaron Hay 1:30.973 | 18 43 C. Wilkinson 1:31.550 | 19 9 Paul Charman 1:31.992 | 20 76 Dan Shailer 1:33.412 |
| 6 | 21 15 L. Buckingham 1:33.977 | 22 69 Nicole McAleer 1:36.148 | 23 191 C. Oakland 1:38.278 | |

Timekeeper:

Race Director:

Weather / Track:

Results @ www.sportstimeservices.com

Printed: 28/07/2012 15:38:19





Thundersport GB Rounds 10 & 11

Sorted on Best Lap time

Warmup
 Rockingham International 1.940 Miles
 Pre-Nat 600 & 600 Elite (even numbers) 29/07/2012 09:23
 Practice started at 9:23:02

| Pos | No. | Name | Class | Bike | CC | Best Tm | In Lap | Diff | 2nd Best | 2nd Lap |
|----------|-----|----------------|-------|--------|-------|----------|--------|-------|----------|---------|
| F | | | | | | | | | | |
| 1 | 8 | Josh Daley | F | Suzuki | 600 F | 1:29.780 | 5 | | 1:30.060 | 4 |
| 2 | 4 | Tom McHale | F | Honda | 600 F | 1:30.098 | 3 | 0.318 | 1:30.108 | 6 |
| 3 | 224 | Barry Teasdale | F | Honda | 600 F | 1:32.942 | 4 | 3.162 | 1:33.227 | 6 |
| 4 | 76 | Dan Shailer | F | Honda | 600 F | 1:33.371 | 4 | 3.591 | 1:35.239 | 3 |

| Pre Nat 600 | | | | | | | | | | |
|--------------------|-----|-----------------|-------------|----------|-------|----------|---|--------|----------|---|
| 1 | 13 | Luke Shelley | Pre Nat 600 | Honda | 600 P | 1:32.941 | 3 | | 1:33.506 | 5 |
| 2 | 95 | Ryan Gibson | Pre Nat 600 | Yamaha | 600 P | 1:32.966 | 4 | 0.025 | 1:34.896 | 2 |
| 3 | 64 | Chris Hellewell | Pre Nat 600 | Yamaha | 600 P | 1:32.969 | 6 | 0.028 | 1:34.863 | 5 |
| 4 | 33 | Mark Burditt | Pre Nat 600 | Kawasaki | 600 P | 1:33.115 | 5 | 0.174 | 1:33.576 | 4 |
| 5 | 99 | Stephen Kaplan | Pre Nat 600 | Yamaha | 600 P | 1:33.812 | 4 | 0.871 | 1:34.135 | 5 |
| 6 | 73 | David Brook | Pre Nat 600 | Yamaha | 600 P | 1:34.302 | 4 | 1.361 | 1:36.080 | 3 |
| 7 | 93 | Ben Neary | Pre Nat 600 | Yamaha | 600 P | 1:34.870 | 6 | 1.929 | 1:35.795 | 5 |
| 8 | 126 | Dean Young | Pre Nat 600 | Yamaha | 600 P | 1:36.081 | 6 | 3.140 | 1:36.963 | 5 |
| 9 | 35 | Anthony Charley | Pre Nat 600 | Kawasaki | 600 P | 1:36.644 | 6 | 3.703 | 1:36.950 | 5 |
| 10 | 43 | Chris Wilkinson | Pre Nat 600 | Yamaha | 600 P | 1:37.024 | 3 | 4.083 | 1:39.186 | 2 |
| 11 | 89 | Ben Dovey | Pre Nat 600 | Yamaha | 600 P | 1:37.924 | 4 | 4.983 | 1:37.984 | 5 |
| 12 | 6 | Dean Pearce | Pre Nat 600 | Triumph | 600 P | 1:38.340 | 2 | 5.399 | 1:46.767 | 1 |
| 13 | 81 | Stevie Elliott | Pre Nat 600 | Triumph | 675 P | 1:39.492 | 4 | 6.551 | 1:40.690 | 5 |
| 14 | 87 | Graham Humm | Pre Nat 600 | Yamaha | 600 P | 1:40.259 | 6 | 7.318 | 1:40.493 | 5 |
| 15 | 191 | Charley Oakland | Pre Nat 600 | Yamaha | 600 P | 1:41.095 | 6 | 8.154 | 1:41.234 | 5 |
| 16 | 44 | Karl Dyer | Pre Nat 600 | Yamaha | 600 P | 1:42.741 | 4 | 9.800 | 1:46.535 | 3 |
| 17 | 47 | Frank Gallagher | Pre Nat 600 | Kawasaki | 600 P | 1:43.612 | 5 | 10.671 | 1:44.027 | 4 |
| 18 | 284 | Luke Harrison | Pre Nat 600 | Suzuki | 600 P | 1:54.691 | 4 | 21.750 | 1:55.029 | 5 |

| RRV450GP | | | | | | | | | | |
|-----------------|----|-----------------|----------|---------|-----|----------|---|--|----------|---|
| 1 | 94 | Jamie Thackeray | RRV450GP | Aprilia | 450 | 1:32.964 | 3 | | 1:33.131 | 5 |

| S | | | | | | | | | | |
|----------|-----|-----------------|---|----------|-------|----------|---|-------|----------|---|
| 1 | 32 | Kyle Wilks | S | Kawasaki | 600 S | 1:28.705 | 6 | | 1:29.631 | 4 |
| 2 | 100 | Connor Tagg | S | Suzuki | 600 S | 1:28.936 | 6 | 0.231 | 1:28.986 | 3 |
| 3 | 72 | Darryl Harrison | S | Suzuki | 600 S | 1:30.090 | 4 | 1.385 | 1:30.355 | 6 |
| 4 | 74 | Curtis Wright | S | Triumph | 675 S | 1:30.700 | 2 | 1.995 | 1:31.410 | 3 |
| 5 | 38 | Dan Harrison | S | Yamaha | 600 S | 1:30.858 | 3 | 2.153 | 1:31.322 | 5 |
| 6 | 50 | Sam Thompson | S | Suzuki | 600 S | 1:32.531 | 3 | 3.826 | 1:33.503 | 2 |
| 7 | 96 | Marcus Woodbine | S | Kawasaki | 600 S | 1:34.501 | 4 | 5.796 | 1:36.847 | 5 |
| 8 | 88 | Michael Golden | S | Kawasaki | 600 S | 1:38.438 | 3 | 9.733 | 1:39.763 | 2 |



Thundersport GB Rounds 10 & 11

Sorted on Best Lap time

Warmup
 Rockingham International 1.940 Miles
 GP1 & 600 Elite (odd numbers) 29/07/2012 09:11
 Practice started at 9:11:37

| Pos | No. | Name | Class | Bike | CC | Best Tm | In Lap | Diff | 2nd Best | 2nd Lap |
|-------------|-----|-------------------|-------|----------|---------|----------|--------|--------|----------|---------|
| F | | | | | | | | | | |
| 1 | 19 | Blake Woulds | F | Yamaha | 600 F | 1:30.417 | 5 | | 1:30.976 | 6 |
| 2 | 21 | Simon Critchlow | F | Triumph | 675 F | 1:32.849 | 6 | 2.432 | 1:33.505 | 4 |
| 3 | 9 | Paul Charman | F | Suzuki | 600 F | 1:33.415 | 5 | 2.998 | 1:34.110 | 4 |
| 4 | 43 | Chris Wilkinson | F | Yamaha | 600 F | 1:34.233 | 4 | 3.816 | 1:35.131 | 3 |
| 5 | 69 | Nicole McAleer | F | Triumph | 675 F | 1:37.817 | 2 | 7.400 | 1:37.952 | 3 |
| GP | | | | | | | | | | |
| 1 | 4 | Peter Baker | GP | Suzuki | 1000 GP | 1:26.696 | 3 | | 1:27.789 | 7 |
| 2 | 19 | Mike Dickinson | GP | BMW | 1000 GP | 1:27.764 | 5 | 1.068 | 1:28.040 | 3 |
| 3 | 3 | Adrian Clark | GP | Honda | 1000 GP | 1:29.523 | 5 | 2.827 | 1:29.991 | 3 |
| 4 | 38 | Scot Adam | GP | Ducati | 848 GP | 1:31.707 | 3 | 5.011 | 1:32.705 | 2 |
| 5 | 23 | Justin Stephenson | GP | Suzuki | 1000 GP | 1:32.621 | 4 | 5.925 | 1:33.754 | 5 |
| 6 | 280 | Stephen Foster | GP | Honda | 1000 GP | 1:44.278 | 4 | 17.582 | 1:45.374 | 5 |
| GP/S | | | | | | | | | | |
| 1 | 111 | Alex Heaton | GP/S | Ducati | 1198 S | 1:26.648 | 3 | | 1:27.050 | 5 |
| 2 | 21 | Chris Barnes | GP/S | BMW | 1000 S | 1:29.110 | 5 | 2.462 | 1:30.630 | 6 |
| 3 | 11 | Ben Scranage | GP/S | Honda | 1000 S | 1:29.151 | 5 | 2.503 | 1:30.192 | 4 |
| 4 | 7 | Adam Robinson | GP/S | Suzuki | 1000 S | 1:30.377 | 4 | 3.729 | 1:30.826 | 5 |
| 5 | 63 | Kevin Davies | GP/S | Suzuki | 1000 S | 1:31.576 | 5 | 4.928 | 1:31.987 | 4 |
| 6 | 195 | Robert Cadiz | GP/S | Honda | 1000 S | 1:33.262 | 4 | 6.614 | 1:33.466 | 5 |
| 7 | 96 | Callum O'Shea | GP/S | Honda | 1000 S | 1:34.933 | 3 | 8.285 | 1:34.997 | 5 |
| S | | | | | | | | | | |
| 1 | 23 | Danny Murphy | S | Yamaha | 600 S | 1:28.596 | 4 | | 1:28.631 | 5 |
| 2 | 35 | Matthew Shellcock | S | Yamaha | 600 S | 1:29.551 | 3 | 0.955 | 1:31.274 | 2 |
| 3 | 71 | Ross Ashman | S | Kawasaki | 600 S | 1:30.422 | 3 | 1.826 | 1:30.715 | 5 |
| 4 | 7 | Jodie Chalk | S | Triumph | 675 S | 1:32.221 | 2 | 3.625 | 1:35.100 | 1 |

Timekeeper:
 Race Director:
 Weather / Track: Bright - Dry
 Results @ www.sportstimingsservices.com
 Printed: 29/07/2012 09:23:01





Thundersport GB Rounds 10 & 11

Sorted on Laps

RLR Motorsports 600 Sportsman Elite

Rockingham International 1.940 Miles

Race 3

29/07/2012 11:02

Race (14 Laps) started at 11:02:29

| Pos | No. | Name | Class | Bike | CC | Laps | Total Tm | Diff | Best Tm | In Lap |
|-----|-----|-----------------|-------|----------|-------|------|-----------|----------|----------|--------|
| 1 | 4 | Tom McHale | F | Honda | 600 F | 14 | 20:33.306 | | 1:27.120 | 6 |
| 2 | 100 | Connor Tagg | S | Suzuki | 600 S | 14 | 20:38.857 | 5.551 | 1:27.045 | 4 |
| 3 | 32 | Kyle Wilks | S | Kawasaki | 600 S | 14 | 20:42.417 | 9.111 | 1:27.699 | 6 |
| 4 | 23 | Danny Murphy | S | Yamaha | 600 S | 14 | 20:48.834 | 15.528 | 1:26.809 | 4 |
| 5 | 71 | Ross Ashman | S | Kawasaki | 600 S | 14 | 20:52.311 | 19.005 | 1:28.101 | 4 |
| 6 | 74 | Curtis Wright | S | Triumph | 675 S | 14 | 20:56.928 | 23.622 | 1:28.495 | 7 |
| 7 | 19 | Blake Woulds | F | Yamaha | 600 F | 14 | 20:57.308 | 24.002 | 1:28.352 | 4 |
| 8 | 72 | Darryl Harrison | S | Suzuki | 600 S | 14 | 20:58.557 | 25.251 | 1:28.500 | 7 |
| 9 | 7 | Jodie Chalk | S | Triumph | 675 S | 14 | 21:12.808 | 39.502 | 1:29.590 | 4 |
| 10 | 38 | Dan Harrison | S | Yamaha | 600 S | 14 | 21:27.517 | 54.211 | 1:30.572 | 3 |
| 11 | 96 | Marcus Woodbine | S | Kawasaki | 600 S | 14 | 21:32.974 | 59.668 | 1:30.417 | 5 |
| 12 | 9 | Paul Charman | F | Suzuki | 600 F | 14 | 21:39.661 | 1:06.355 | 1:31.414 | 13 |
| 13 | 50 | Sam Thompson | S | Suzuki | 600 S | 14 | 21:40.122 | 1:06.816 | 1:31.211 | 14 |
| 14 | 76 | Dan Shailer | F | Honda | 600 F | 14 | 21:40.462 | 1:07.156 | 1:31.487 | 7 |
| 15 | 15 | Luke Buckingham | F | Triumph | 675 F | 14 | 21:57.934 | 1:24.628 | 1:32.693 | 2 |
| 16 | 191 | Charley Oakland | F | Yamaha | 600 S | 13 | 21:48.586 | 1 Lap | 1:37.458 | 3 |

Not classified

| | | | | | | | | | | |
|-----|----|-------------------|---|---------|-------|---|-----------|-----|----------|---|
| DNF | 35 | Matthew Shellcock | S | Yamaha | 600 S | 8 | 12:17.834 | DNF | 1:29.455 | 3 |
| DNF | 21 | Simon Critchlow | F | Triumph | 675 F | 8 | 12:28.227 | DNF | 1:31.520 | 5 |
| DNF | 69 | Nicole McAleer | F | Triumph | 675 F | 3 | 5:02.413 | DNF | 1:37.707 | 3 |

110% Time - 22:36.637

| Margin of Victory | Avg. Speed | Best Lap Tm | Best Speed | Best Lap by |
|-------------------|------------|-------------|------------|-------------------|
| 5.551 | 79.280 | 1:26.809 | 80.452 | 23 - Danny Murphy |

Timekeeper:

Race Director:

Weather / Track: Sunny - Dry

Results @ www.sportstimingservices.com

Printed: 29/07/2012 11:24:39





Thundersport GB Rounds 10 & 11

Lapchart

RLR Motorsports 600 Sportsman Elite

Rockingham International 1.940 Miles

Race 3

29/07/2012 11:02

Race (14 Laps) started at 11:02:29



| Competitors | Laps | | | | | | | | | | | | | | |
|------------------------|------|-----|-----|-----|-----|-----|-----|-----|-----|-----|-----|-----|-----|-----|-----|
| | 0 | 1 | 2 | 3 | 4 | 5 | 6 | 7 | 8 | 9 | 10 | 11 | 12 | 13 | 14 |
| Tom McHale (4) | 1 | 4 | 4 | 4 | 4 | 4 | 4 | 4 | 4 | 4 | 4 | 4 | 4 | 4 | 4 |
| Connor Tagg (100) | 2 | 100 | 100 | 100 | 100 | 100 | 100 | 100 | 100 | 100 | 100 | 100 | 100 | 100 | 100 |
| Kyle Wilks (32) | 3 | 32 | 32 | 32 | 32 | 32 | 32 | 23 | 32 | 32 | 32 | 32 | 32 | 32 | 32 |
| Danny Murphy (23) | 4 | 23 | 74 | 23 | 23 | 23 | 23 | 23 | 32 | 23 | 23 | 23 | 23 | 23 | 23 |
| Curtis Wright (74) | 5 | 74 | 23 | 19 | 19 | 19 | 71 | 71 | 71 | 71 | 71 | 71 | 71 | 71 | 71 |
| Blake Woulds (19) | 6 | 19 | 19 | 74 | 71 | 71 | 19 | 19 | 19 | 19 | 19 | 19 | 19 | 19 | 74 |
| Ross Ashman (71) | 7 | 71 | 71 | 71 | 74 | 74 | 74 | 74 | 74 | 74 | 74 | 74 | 74 | 74 | 19 |
| Jodie Chalk (7) | 8 | 7 | 7 | 35 | 35 | 72 | 72 | 72 | 72 | 72 | 72 | 72 | 72 | 72 | 72 |
| Darryl Harrison (72) | 9 | 72 | 35 | 72 | 72 | 7 | 7 | 7 | 7 | 7 | 7 | 7 | 7 | 7 | 7 |
| Matthew Shellcock (35) | 10 | 35 | 72 | 7 | 7 | 38 | 38 | 38 | 38 | 35 | 38 | 38 | 38 | 38 | 38 |
| Dan Harrison (38) | 11 | 38 | 38 | 38 | 38 | 35 | 35 | 35 | 35 | 38 | 96 | 96 | 96 | 96 | 96 |
| Sam Thompson (50) | 12 | 50 | 9 | 21 | 21 | 96 | 96 | 96 | 96 | 96 | 9 | 9 | 9 | 9 | 9 |
| Marcus Woodbine (96) | 13 | 96 | 21 | 96 | 96 | 21 | 21 | 21 | 21 | 9 | 50 | 50 | 50 | 50 | 76 |
| Simon Critchlow (21) | 14 | 21 | 96 | 9 | 9 | 9 | 9 | 9 | 9 | 21 | 76 | 76 | 76 | 76 | 50 |
| Paul Charman (9) | 15 | 9 | 50 | 50 | 50 | 50 | 50 | 50 | 50 | 76 | 15 | 15 | 15 | 15 | 15 |
| Dan Shailer (76) | 16 | 76 | 76 | 76 | 76 | 76 | 76 | 76 | 76 | 50 | 191 | 191 | 191 | 191 | 191 |
| Nicole McAleer (69) | 17 | 69 | 15 | 15 | 15 | 15 | 15 | 15 | 15 | 15 | | | | | |
| Luke Buckingham (15) | 18 | 15 | 69 | 69 | 69 | 191 | 191 | 191 | 191 | 191 | | | | | |
| Charley Oakland (191) | 19 | 191 | 191 | 191 | 191 | | | | | | | | | | |

Timekeeper:
 Race Director:
 Weather / Track: Sunny - Dry
 Results @ www.sportstimeservices.com
 Printed: 29/07/2012 11:28:28





Thundersport GB Rounds 10 & 11

RLR Motorsports 600 Sportsman Elite

Rockingham International 1.940 Miles

Race 3

29/07/2012 11:02

Race (14 Laps) started at 11:02:29



| Lap | Lap Tm | Diff | Time of Day |
|-----------------------|-----------------|--------|--------------|
| (4) Tom McHale | | | |
| 1 | 1:30.878 | +3.758 | 11:04:03.393 |
| 2 | 1:27.626 | +0.506 | 11:05:31.019 |
| 3 | 1:27.178 | +0.058 | 11:06:58.197 |
| 4 | 1:27.223 | +0.103 | 11:08:25.420 |
| 5 | 1:27.494 | +0.374 | 11:09:52.914 |
| 6 | 1:27.120 | | 11:11:20.034 |
| 7 | 1:27.222 | +0.102 | 11:12:47.256 |
| 8 | 1:27.459 | +0.339 | 11:14:14.715 |
| 9 | 1:28.030 | +0.910 | 11:15:42.745 |
| 10 | 1:27.624 | +0.504 | 11:17:10.369 |
| 11 | 1:28.126 | +1.006 | 11:18:38.495 |
| 12 | 1:27.691 | +0.571 | 11:20:06.186 |
| 13 | 1:27.703 | +0.583 | 11:21:33.889 |
| 14 | 1:29.028 | +1.908 | 11:23:02.917 |

| | | | |
|--------------------------|-----------------|--------|--------------|
| (100) Connor Tagg | | | |
| 1 | 1:31.832 | +4.787 | 11:04:04.426 |
| 2 | 1:27.668 | +0.623 | 11:05:32.094 |
| 3 | 1:27.080 | +0.035 | 11:06:59.174 |
| 4 | 1:27.045 | | 11:08:26.219 |
| 5 | 1:27.331 | +0.286 | 11:09:53.550 |
| 6 | 1:27.250 | +0.205 | 11:11:20.800 |
| 7 | 1:27.175 | +0.130 | 11:12:47.975 |
| 8 | 1:27.321 | +0.276 | 11:14:15.296 |
| 9 | 1:28.116 | +1.071 | 11:15:43.412 |
| 10 | 1:28.012 | +0.967 | 11:17:11.424 |
| 11 | 1:28.263 | +1.218 | 11:18:39.687 |
| 12 | 1:28.938 | +1.893 | 11:20:08.625 |
| 13 | 1:29.217 | +2.172 | 11:21:37.842 |
| 14 | 1:30.626 | +3.581 | 11:23:08.468 |

| | | | |
|------------------------|-----------------|--------|--------------|
| (32) Kyle Wilks | | | |
| 1 | 1:32.560 | +4.861 | 11:04:05.374 |
| 2 | 1:28.106 | +0.407 | 11:05:33.480 |
| 3 | 1:28.034 | +0.335 | 11:07:01.514 |
| 4 | 1:27.993 | +0.294 | 11:08:29.507 |
| 5 | 1:27.821 | +0.122 | 11:09:57.328 |
| 6 | 1:27.699 | | 11:11:25.027 |
| 7 | 1:28.429 | +0.730 | 11:12:53.456 |
| 8 | 1:27.968 | +0.269 | 11:14:21.424 |
| 9 | 1:27.963 | +0.264 | 11:15:49.387 |
| 10 | 1:28.416 | +0.717 | 11:17:17.803 |
| 11 | 1:28.477 | +0.778 | 11:18:46.280 |
| 12 | 1:28.465 | +0.766 | 11:20:14.745 |
| 13 | 1:28.624 | +0.925 | 11:21:43.369 |
| 14 | 1:28.659 | +0.960 | 11:23:12.028 |

| | | | |
|--------------------------|-----------------|--------|--------------|
| (23) Danny Murphy | | | |
| 1 | 1:34.041 | +7.232 | 11:04:06.911 |
| 2 | 1:29.573 | +2.764 | 11:05:36.484 |
| 3 | 1:27.156 | +0.347 | 11:07:03.640 |
| 4 | 1:26.809 | | 11:08:30.449 |
| 5 | 1:26.985 | +0.176 | 11:09:57.434 |
| 6 | 1:27.803 | +0.994 | 11:11:25.237 |
| 7 | 1:27.697 | +0.888 | 11:12:52.934 |
| 8 | 1:29.741 | +2.932 | 11:14:22.675 |
| 9 | 1:28.842 | +2.033 | 11:15:51.517 |
| 10 | 1:29.676 | +2.867 | 11:17:21.193 |
| 11 | 1:29.751 | +2.942 | 11:18:50.944 |
| 12 | 1:29.403 | +2.594 | 11:20:20.347 |
| 13 | 1:28.641 | +1.832 | 11:21:48.988 |
| 14 | 1:29.457 | +2.648 | 11:23:18.445 |

| | | | |
|-------------------------|--|--|--|
| (71) Ross Ashman | | | |
|-------------------------|--|--|--|

| | | | |
|---------------------------|-----------------|--------|--------------|
| (74) Curtis Wright | | | |
| 1 | 1:34.318 | +6.217 | 11:04:07.649 |
| 2 | 1:30.214 | +2.113 | 11:05:37.863 |
| 3 | 1:28.505 | +0.404 | 11:07:06.368 |
| 4 | 1:28.101 | | 11:08:34.469 |
| 5 | 1:28.527 | +0.426 | 11:10:02.996 |
| 6 | 1:28.520 | +0.419 | 11:11:31.516 |
| 7 | 1:28.338 | +0.237 | 11:12:59.854 |
| 8 | 1:28.949 | +0.848 | 11:14:28.803 |
| 9 | 1:28.903 | +0.802 | 11:15:57.706 |
| 10 | 1:29.312 | +1.211 | 11:17:27.018 |
| 11 | 1:28.958 | +0.857 | 11:18:55.976 |
| 12 | 1:28.579 | +0.478 | 11:20:24.555 |
| 13 | 1:28.785 | +0.684 | 11:21:53.340 |
| 14 | 1:28.582 | +0.481 | 11:23:21.922 |

| | | | |
|---------------------------|-----------------|--------|--------------|
| (74) Curtis Wright | | | |
| 1 | 1:33.683 | +5.188 | 11:04:06.821 |
| 2 | 1:30.718 | +2.223 | 11:05:37.539 |
| 3 | 1:29.307 | +0.812 | 11:07:06.846 |
| 4 | 1:29.548 | +1.053 | 11:08:36.394 |
| 5 | 1:28.955 | +0.460 | 11:10:05.349 |
| 6 | 1:29.307 | +0.812 | 11:11:34.656 |
| 7 | 1:28.495 | | 11:13:03.151 |
| 8 | 1:28.971 | +0.476 | 11:14:32.122 |
| 9 | 1:29.193 | +0.698 | 11:16:01.315 |
| 10 | 1:29.753 | +1.258 | 11:17:31.068 |
| 11 | 1:28.588 | +0.093 | 11:18:59.656 |
| 12 | 1:29.424 | +0.929 | 11:20:29.080 |
| 13 | 1:28.688 | +0.193 | 11:21:57.768 |
| 14 | 1:28.771 | +0.276 | 11:23:26.539 |

| | | | |
|-------------------------|-----------------|--------|--------------|
| (19) Blake Wouds | | | |
| 1 | 1:34.154 | +5.802 | 11:04:07.335 |
| 2 | 1:29.895 | +1.543 | 11:05:37.230 |
| 3 | 1:28.540 | +0.188 | 11:07:05.770 |
| 4 | 1:28.352 | | 11:08:34.122 |
| 5 | 1:28.915 | +0.563 | 11:10:03.037 |
| 6 | 1:28.861 | +0.509 | 11:11:31.898 |
| 7 | 1:28.967 | +0.615 | 11:13:00.865 |
| 8 | 1:28.627 | +0.275 | 11:14:29.492 |
| 9 | 1:28.773 | +0.421 | 11:15:58.265 |
| 10 | 1:29.212 | +0.860 | 11:17:27.477 |
| 11 | 1:29.358 | +1.006 | 11:18:56.835 |
| 12 | 1:29.546 | +1.194 | 11:20:26.381 |
| 13 | 1:30.208 | +1.856 | 11:21:56.589 |
| 14 | 1:30.330 | +1.978 | 11:23:26.919 |

| | | | |
|-----------------------------|-----------------|--------|--------------|
| (72) Darryl Harrison | | | |
| 1 | 1:34.925 | +6.425 | 11:04:08.690 |
| 2 | 1:30.151 | +1.651 | 11:05:38.841 |
| 3 | 1:29.115 | +0.615 | 11:07:07.956 |
| 4 | 1:28.923 | +0.423 | 11:08:36.879 |
| 5 | 1:28.940 | +0.440 | 11:10:05.819 |
| 6 | 1:29.335 | +0.835 | 11:11:35.154 |
| 7 | 1:28.500 | | 11:13:03.654 |
| 8 | 1:29.404 | +0.904 | 11:14:33.058 |
| 9 | 1:29.272 | +0.772 | 11:16:02.330 |
| 10 | 1:29.468 | +0.968 | 11:17:31.798 |
| 11 | 1:28.814 | +0.314 | 11:19:00.612 |
| 12 | 1:29.100 | +0.600 | 11:20:29.712 |
| 13 | 1:28.803 | +0.303 | 11:21:58.515 |
| 14 | 1:29.653 | +1.153 | 11:23:28.168 |

| | | | |
|------------------------|----------|--------|--------------|
| (7) Jodie Chalk | | | |
| 1 | 1:34.328 | +4.738 | 11:04:07.895 |
| 2 | 1:31.088 | +1.498 | 11:05:38.983 |

| | | | |
|--------------------------|-----------------|--------|--------------|
| (38) Dan Harrison | | | |
| 3 | 1:30.134 | +0.544 | 11:07:09.117 |
| 4 | 1:29.590 | | 11:08:38.707 |
| 5 | 1:29.966 | +0.376 | 11:10:08.673 |
| 6 | 1:29.957 | +0.367 | 11:11:38.630 |
| 7 | 1:30.318 | +0.728 | 11:13:08.948 |
| 8 | 1:30.320 | +0.730 | 11:14:39.268 |
| 9 | 1:30.147 | +0.557 | 11:16:09.415 |
| 10 | 1:30.217 | +0.627 | 11:17:39.632 |
| 11 | 1:31.910 | +2.320 | 11:19:11.542 |
| 12 | 1:30.012 | +0.422 | 11:20:41.554 |
| 13 | 1:30.312 | +0.722 | 11:22:11.866 |
| 14 | 1:30.553 | +0.963 | 11:23:42.419 |

| | | | |
|--------------------------|-----------------|--------|--------------|
| (38) Dan Harrison | | | |
| 1 | 1:34.890 | +4.318 | 11:04:08.911 |
| 2 | 1:31.030 | +0.458 | 11:05:39.941 |
| 3 | 1:30.572 | | 11:07:10.513 |
| 4 | 1:30.711 | +0.139 | 11:08:41.224 |
| 5 | 1:31.821 | +1.249 | 11:10:13.045 |
| 6 | 1:31.421 | +0.849 | 11:11:44.466 |
| 7 | 1:31.491 | +0.919 | 11:13:15.957 |
| 8 | 1:32.257 | +1.685 | 11:14:48.214 |
| 9 | 1:31.665 | +1.093 | 11:16:19.879 |
| 10 | 1:30.945 | +0.373 | 11:17:50.824 |
| 11 | 1:31.342 | +0.770 | 11:19:22.166 |
| 12 | 1:31.734 | +1.162 | 11:20:53.900 |
| 13 | 1:31.418 | +0.846 | 11:22:25.318 |
| 14 | 1:31.810 | +1.238 | 11:23:57.128 |

| | | | |
|-----------------------------|-----------------|--------|--------------|
| (96) Marcus Woodbine | | | |
| 1 | 1:36.706 | +6.289 | 11:04:10.919 |
| 2 | 1:32.423 | +2.006 | 11:05:43.342 |
| 3 | 1:32.170 | +1.753 | 11:07:15.512 |
| 4 | 1:31.090 | +0.673 | 11:08:46.602 |
| 5 | 1:30.417 | | 11:10:17.019 |
| 6 | 1:30.872 | +0.455 | 11:11:47.891 |
| 7 | 1:31.053 | +0.636 | 11:13:18.944 |
| 8 | 1:31.074 | +0.657 | 11:14:50.018 |
| 9 | 1:31.206 | +0.789 | 11:16:21.224 |
| 10 | 1:31.607 | +1.190 | 11:17:52.831 |
| 11 | 1:32.386 | +1.969 | 11:19:25.217 |
| 12 | 1:32.401 | +1.984 | 11:20:57.618 |
| 13 | 1:32.365 | +1.948 | 11:22:29.983 |
| 14 | 1:32.602 | +2.185 | 11:24:02.585 |

| | | | |
|-------------------------|-----------------|--------|--------------|
| (9) Paul Charman | | | |
| 1 | 1:35.742 | +4.328 | 11:04:10.159 |
| 2 | 1:33.937 | +2.523 | 11:05:44.096 |
| 3 | 1:32.964 | +1.550 | 11:07:17.060 |
| 4 | 1:32.029 | +0.615 | 11:08:49.089 |
| 5 | 1:31.858 | +0.444 | 11:10:20.947 |
| 6 | 1:31.582 | +0.168 | 11:11:52.529 |
| 7 | 1:31.957 | +0.543 | 11:13:24.486 |
| 8 | 1:32.743 | +1.329 | 11:14:57.229 |
| 9 | 1:31.688 | +0.274 | 11:16:28.917 |
| 10 | 1:32.135 | +0.721 | 11:18:01.052 |
| 11 | 1:32.446 | +1.032 | 11:19:33.498 |
| 12 | 1:32.194 | +0.780 | 11:21:05.692 |
| 13 | 1:31.414 | | 11:22:37.106 |
| 14 | 1:32.166 | +0.752 | 11:24:09.272 |

| | | | |
|--------------------------|----------|--------|--------------|
| (50) Sam Thompson | | | |
| 1 | 1:37.612 | +6.401 | 11:04:11.662 |
| 2 | 1:33.078 | +1.867 | 11:05:44.740 |
| 3 | 1:32.518 | +1.307 | 11:07:17.258 |
| 4 | 1:32.297 | +1.086 | 11:08:49.555 |

Timekeeper:

Race Director:

Weather / Track: Sunny - Dry

Results @ www.sportstimingsservices.com

Printed: 29/07/2012 11:29:04





Thundersport GB Rounds 10 & 11

RLR Motorsports 600 Sportsman Elite Rockingham International 1.940 Miles

Race 3 29/07/2012 11:02

Race (14 Laps) started at 11:02:29

| Lap | Lap Tm | Diff | Time of Day |
|-----|-----------------|--------|--------------|
| 5 | 1:31.701 | +0.490 | 11:10:21.256 |
| 6 | 1:31.808 | +0.597 | 11:11:53.064 |
| 7 | 1:31.818 | +0.607 | 11:13:24.882 |
| 8 | 1:33.615 | +2.404 | 11:14:58.497 |
| 9 | 1:31.720 | +0.509 | 11:16:30.217 |
| 10 | 1:31.377 | +0.166 | 11:18:01.594 |
| 11 | 1:32.320 | +1.109 | 11:19:33.914 |
| 12 | 1:32.061 | +0.850 | 11:21:05.975 |
| 13 | 1:32.547 | +1.336 | 11:22:38.522 |
| 14 | 1:31.211 | | 11:24:09.733 |

(76) Dan Shailer

| | | | |
|----|-----------------|--------|--------------|
| 1 | 1:37.700 | +6.213 | 11:04:12.202 |
| 2 | 1:32.765 | +1.278 | 11:05:44.967 |
| 3 | 1:32.732 | +1.245 | 11:07:17.699 |
| 4 | 1:32.184 | +0.697 | 11:08:49.883 |
| 5 | 1:31.744 | +0.257 | 11:10:21.627 |
| 6 | 1:31.887 | +0.400 | 11:11:53.514 |
| 7 | 1:31.487 | | 11:13:25.001 |
| 8 | 1:33.125 | +1.638 | 11:14:58.126 |
| 9 | 1:32.573 | +1.086 | 11:16:30.699 |
| 10 | 1:31.671 | +0.184 | 11:18:02.370 |
| 11 | 1:31.901 | +0.414 | 11:19:34.271 |
| 12 | 1:31.930 | +0.443 | 11:21:06.201 |
| 13 | 1:32.083 | +0.596 | 11:22:38.284 |
| 14 | 1:31.789 | +0.302 | 11:24:10.073 |

(15) Luke Buckingham

| | | | |
|----|-----------------|--------|--------------|
| 1 | 1:40.193 | +7.500 | 11:04:15.049 |
| 2 | 1:32.693 | | 11:05:47.742 |
| 3 | 1:33.433 | +0.740 | 11:07:21.175 |
| 4 | 1:33.568 | +0.875 | 11:08:54.743 |
| 5 | 1:32.932 | +0.239 | 11:10:27.675 |
| 6 | 1:33.114 | +0.421 | 11:12:00.789 |
| 7 | 1:32.733 | +0.040 | 11:13:33.522 |
| 8 | 1:33.689 | +0.996 | 11:15:07.211 |
| 9 | 1:33.188 | +0.495 | 11:16:40.399 |
| 10 | 1:33.051 | +0.358 | 11:18:13.450 |
| 11 | 1:33.550 | +0.857 | 11:19:47.000 |
| 12 | 1:33.060 | +0.367 | 11:21:20.060 |
| 13 | 1:33.387 | +0.694 | 11:22:53.447 |
| 14 | 1:34.098 | +1.405 | 11:24:27.545 |

(191) Charley Oakland

| | | | |
|----|-----------------|--------|--------------|
| 1 | 1:41.663 | +4.205 | 11:04:16.856 |
| 2 | 1:38.168 | +0.710 | 11:05:55.024 |
| 3 | 1:37.458 | | 11:07:32.482 |
| 4 | 1:39.750 | +2.292 | 11:09:12.232 |
| 5 | 1:38.359 | +0.901 | 11:10:50.591 |
| 6 | 1:41.328 | +3.870 | 11:12:31.919 |
| 7 | 1:39.780 | +2.322 | 11:14:11.699 |
| 8 | 1:41.043 | +3.585 | 11:15:52.742 |
| 9 | 1:41.556 | +4.098 | 11:17:34.298 |
| 10 | 1:40.601 | +3.143 | 11:19:14.899 |
| 11 | 1:41.288 | +3.830 | 11:20:56.187 |
| 12 | 1:40.429 | +2.971 | 11:22:36.616 |
| 13 | 1:41.581 | +4.123 | 11:24:18.197 |

(35) Matthew Shellcock

| | | | |
|---|-----------------|--------|--------------|
| 1 | 1:34.428 | +4.973 | 11:04:08.216 |
| 2 | 1:29.801 | +0.346 | 11:05:38.017 |
| 3 | 1:29.455 | | 11:07:07.472 |
| 4 | 1:37.798 | +8.343 | 11:08:45.270 |
| 5 | 1:30.490 | +1.035 | 11:10:15.760 |
| 6 | 1:30.471 | +1.016 | 11:11:46.231 |
| 7 | 1:29.900 | +0.445 | 11:13:16.131 |

| Lap | Lap Tm | Diff | Time of Day |
|-----|----------|--------|--------------|
| 8 | 1:31.314 | +1.859 | 11:14:47.445 |

(21) Simon Critchlow

| | | | |
|---|-----------------|--------|--------------|
| 1 | 1:36.217 | +4.697 | 11:04:10.555 |
| 2 | 1:32.533 | +1.013 | 11:05:43.088 |
| 3 | 1:32.165 | +0.645 | 11:07:15.253 |
| 4 | 1:32.110 | +0.590 | 11:08:47.363 |
| 5 | 1:31.520 | | 11:10:18.883 |
| 6 | 1:32.360 | +0.840 | 11:11:51.243 |
| 7 | 1:32.461 | +0.941 | 11:13:23.704 |
| 8 | 1:34.134 | +2.614 | 11:14:57.838 |

(69) Nicole McAleer

| | | | |
|---|-----------------|--------|--------------|
| 1 | 1:40.997 | +3.290 | 11:04:15.820 |
| 2 | 1:38.497 | +0.790 | 11:05:54.317 |
| 3 | 1:37.707 | | 11:07:32.024 |

| Lap | Lap Tm | Diff | Time of Day |
|-----|--------|------|-------------|
|-----|--------|------|-------------|



Thundersport GB Rounds 10 & 11

Sorted on Laps

RLR Motorsports 600 Sportsman Elite

Rockingham International 1.940 Miles

Race 12

29/07/2012 14:58

Race (11 Laps) started at 14:58:43

| Pos | No. | Name | Class | Bike | CC | Laps | Total Tm | Diff | Best Tm | In Lap |
|-----|-----|-----------------|-------|----------|-------|------|-----------|----------|----------|--------|
| 1 | 4 | Tom McHale | F | Honda | 600 F | 11 | 16:09.421 | | 1:26.929 | 6 |
| 2 | 32 | Kyle Wilks | S | Kawasaki | 600 S | 11 | 16:09.831 | 0.410 | 1:27.020 | 4 |
| 3 | 100 | Connor Tagg | S | Suzuki | 600 S | 11 | 16:10.348 | 0.927 | 1:26.917 | 6 |
| 4 | 23 | Danny Murphy | S | Yamaha | 600 S | 11 | 16:10.783 | 1.362 | 1:26.604 | 6 |
| 5 | 74 | Curtis Wright | S | Triumph | 675 S | 11 | 16:21.016 | 11.595 | 1:27.725 | 5 |
| 6 | 71 | Ross Ashman | S | Kawasaki | 600 S | 11 | 16:27.129 | 17.708 | 1:28.633 | 5 |
| 7 | 19 | Blake Woulds | F | Yamaha | 600 F | 11 | 16:36.161 | 26.740 | 1:28.856 | 6 |
| 8 | 72 | Darryl Harrison | S | Suzuki | 600 S | 11 | 16:38.916 | 29.495 | 1:28.836 | 6 |
| 9 | 7 | Jodie Chalk | S | Triumph | 675 S | 11 | 16:45.815 | 36.394 | 1:29.483 | 7 |
| 10 | 96 | Marcus Woodbine | S | Kawasaki | 600 S | 11 | 16:48.605 | 39.184 | 1:29.934 | 10 |
| 11 | 50 | Sam Thompson | S | Suzuki | 600 S | 11 | 16:49.183 | 39.762 | 1:30.523 | 10 |
| 12 | 9 | Paul Charman | F | Suzuki | 600 F | 11 | 16:59.167 | 49.746 | 1:31.252 | 9 |
| 13 | 21 | Simon Critchlow | F | Triumph | 675 F | 11 | 17:03.038 | 53.617 | 1:31.508 | 5 |
| 14 | 76 | Dan Shailer | F | Honda | 600 F | 11 | 17:14.107 | 1:04.686 | 1:32.292 | 5 |
| 15 | 15 | Luke Buckingham | F | Triumph | 675 F | 11 | 17:24.553 | 1:15.132 | 1:33.046 | 2 |
| 16 | 191 | Charley Oakland | F | Yamaha | 600 S | 10 | 16:45.867 | 1 Lap | 1:38.718 | 6 |

Not classified

| | | | | | | | | | | |
|-----|----|----------------|---|---------|-------|---|-----------|-----|----------|---|
| DNF | 38 | Dan Harrison | S | Yamaha | 600 S | 7 | 10:42.271 | DNF | 1:30.116 | 6 |
| DNF | 69 | Nicole McAleer | F | Triumph | 675 F | 2 | 3:40.813 | DNF | 1:44.583 | 1 |

110% Time - 17:46.363

| Margin of Victory | Avg. Speed | Best Lap Tm | Best Speed | Best Lap by |
|-------------------|------------|-------------|------------|-------------------|
| 0.410 | 79.247 | 1:26.604 | 80.643 | 23 - Danny Murphy |

Timekeeper:

Race Director:

Weather / Track: Cloudy - Dry

Results @ www.sportstimingsservices.com

Printed: 29/07/2012 15:16:23





Thundersport GB Rounds 10 & 11

Lapchart

RLR Motorsports 600 Sportsman Elite

Rockingham International 1.940 Miles

Race 12

29/07/2012 14:58

Race (11 Laps) started at 14:58:43



| Competitors | Laps | | | | | | | | | | | |
|-----------------------|------|-----|-----|-----|-----|-----|-----|-----|-----|-----|-----|-----|
| | 0 | 1 | 2 | 3 | 4 | 5 | 6 | 7 | 8 | 9 | 10 | 11 |
| Connor Tagg (100) | 1 | 100 | 4 | 4 | 4 | 4 | 4 | 4 | 4 | 4 | 4 | 4 |
| Tom McHale (4) | 2 | 4 | 32 | 32 | 32 | 32 | 32 | 32 | 32 | 32 | 32 | 32 |
| Danny Murphy (23) | 3 | 23 | 100 | 100 | 100 | 100 | 100 | 100 | 100 | 100 | 100 | 100 |
| Kyle Wilks (32) | 4 | 32 | 74 | 74 | 74 | 23 | 23 | 23 | 23 | 23 | 23 | 23 |
| Curtis Wright (74) | 5 | 74 | 71 | 23 | 23 | 74 | 74 | 74 | 74 | 74 | 74 | 74 |
| Ross Ashman (71) | 6 | 71 | 23 | 71 | 71 | 71 | 71 | 71 | 71 | 71 | 71 | 71 |
| Blake Woulds (19) | 7 | 19 | 38 | 38 | 38 | 19 | 19 | 19 | 19 | 19 | 19 | 19 |
| Jodie Chalk (7) | 8 | 7 | 50 | 72 | 19 | 38 | 72 | 72 | 72 | 72 | 72 | 72 |
| Darryl Harrison (72) | 9 | 72 | 72 | 19 | 72 | 72 | 38 | 38 | 38 | 7 | 7 | 7 |
| Sam Thompson (50) | 10 | 50 | 19 | 50 | 50 | 7 | 7 | 7 | 7 | 50 | 50 | 96 |
| Dan Harrison (38) | 11 | 38 | 7 | 7 | 7 | 50 | 50 | 50 | 50 | 96 | 96 | 50 |
| Marcus Woodbine (96) | 12 | 96 | 9 | 9 | 96 | 96 | 96 | 96 | 96 | 9 | 9 | 9 |
| Simon Critchlow (21) | 13 | 21 | 96 | 96 | 9 | 9 | 9 | 9 | 9 | 21 | 21 | 21 |
| Paul Charman (9) | 14 | 9 | 21 | 21 | 21 | 21 | 21 | 21 | 21 | 76 | 76 | 76 |
| Dan Shailer (76) | 15 | 76 | 76 | 76 | 76 | 76 | 76 | 76 | 76 | 15 | 15 | 15 |
| Nicole McAleer (69) | 16 | 69 | 15 | 15 | 15 | 15 | 15 | 15 | 15 | 191 | 191 | 191 |
| Luke Buckingham (15) | 17 | 15 | 191 | 191 | 191 | 191 | 191 | 191 | 191 | | | |
| Charley Oakland (191) | 18 | 191 | 69 | 69 | | | | | | | | |

Timekeeper:
 Race Director:
 Weather / Track: Cloudy - Dry
 Results @ www.sportstimeservices.com
 Printed: 29/07/2012 15:18:27






Thundersport GB Rounds 10 & 11

RLR Motorsports 600 Sportsman Elite

Rockingham International 1.940 Miles

Race 12 29/07/2012 14:58

Race (11 Laps) started at 14:58:43



| Lap | Lap Tm | Diff | Time of Day |
|-----------------------|-----------------|--------|--------------|
| (4) Tom McHale | | | |
| 1 | 1:30.810 | +3.881 | 15:00:19.202 |
| 2 | 1:27.106 | +0.177 | 15:01:46.308 |
| 3 | 1:27.125 | +0.196 | 15:03:13.433 |
| 4 | 1:27.185 | +0.256 | 15:04:40.618 |
| 5 | 1:27.039 | +0.110 | 15:06:07.657 |
| 6 | 1:26.929 | | 15:07:34.586 |
| 7 | 1:27.650 | +0.721 | 15:09:02.236 |
| 8 | 1:27.344 | +0.415 | 15:10:29.580 |
| 9 | 1:27.688 | +0.759 | 15:11:57.268 |
| 10 | 1:27.970 | +1.041 | 15:13:25.238 |
| 11 | 1:28.094 | +1.165 | 15:14:53.332 |

| | | | |
|------------------------|-----------------|--------|--------------|
| (32) Kyle Wilks | | | |
| 1 | 1:31.487 | +4.467 | 15:00:19.995 |
| 2 | 1:27.476 | +0.456 | 15:01:47.471 |
| 3 | 1:27.321 | +0.301 | 15:03:14.792 |
| 4 | 1:27.020 | | 15:04:41.812 |
| 5 | 1:27.070 | +0.050 | 15:06:08.882 |
| 6 | 1:27.220 | +0.200 | 15:07:36.102 |
| 7 | 1:27.475 | +0.455 | 15:09:03.577 |
| 8 | 1:27.450 | +0.430 | 15:10:31.027 |
| 9 | 1:28.146 | +1.126 | 15:11:59.173 |
| 10 | 1:27.154 | +0.134 | 15:13:26.327 |
| 11 | 1:27.415 | +0.395 | 15:14:53.742 |

| | | | |
|--------------------------|-----------------|--------|--------------|
| (100) Connor Tagg | | | |
| 1 | 1:32.267 | +5.350 | 15:00:20.578 |
| 2 | 1:27.558 | +0.641 | 15:01:48.136 |
| 3 | 1:27.386 | +0.469 | 15:03:15.522 |
| 4 | 1:27.048 | +0.131 | 15:04:42.570 |
| 5 | 1:27.002 | +0.085 | 15:06:09.572 |
| 6 | 1:26.917 | | 15:07:36.489 |
| 7 | 1:27.397 | +0.480 | 15:09:03.886 |
| 8 | 1:27.482 | +0.565 | 15:10:31.368 |
| 9 | 1:28.130 | +1.213 | 15:11:59.498 |
| 10 | 1:27.578 | +0.661 | 15:13:27.076 |
| 11 | 1:27.183 | +0.266 | 15:14:54.259 |

| | | | |
|--------------------------|-----------------|--------|--------------|
| (23) Danny Murphy | | | |
| 1 | 1:33.289 | +6.685 | 15:00:21.774 |
| 2 | 1:28.242 | +1.638 | 15:01:50.016 |
| 3 | 1:28.283 | +1.679 | 15:03:18.299 |
| 4 | 1:27.499 | +0.895 | 15:04:45.798 |
| 5 | 1:26.664 | +0.060 | 15:06:12.462 |
| 6 | 1:26.604 | | 15:07:39.066 |
| 7 | 1:27.193 | +0.589 | 15:09:06.259 |
| 8 | 1:26.828 | +0.224 | 15:10:33.087 |
| 9 | 1:27.465 | +0.861 | 15:12:00.552 |
| 10 | 1:26.946 | +0.342 | 15:13:27.498 |
| 11 | 1:27.196 | +0.592 | 15:14:54.694 |

| | | | |
|---------------------------|-----------------|--------|--------------|
| (74) Curtis Wright | | | |
| 1 | 1:32.180 | +4.455 | 15:00:21.147 |
| 2 | 1:28.588 | +0.863 | 15:01:49.735 |
| 3 | 1:28.198 | +0.473 | 15:03:17.933 |
| 4 | 1:28.286 | +0.561 | 15:04:46.219 |
| 5 | 1:27.725 | | 15:06:13.944 |
| 6 | 1:28.109 | +0.384 | 15:07:42.053 |
| 7 | 1:28.708 | +0.983 | 15:09:10.761 |
| 8 | 1:28.742 | +1.017 | 15:10:39.503 |
| 9 | 1:28.551 | +0.826 | 15:12:08.054 |
| 10 | 1:28.153 | +0.428 | 15:13:36.207 |
| 11 | 1:28.720 | +0.995 | 15:15:04.927 |

| | | | |
|-------------------------|-----------------|--------|--------------|
| (71) Ross Ashman | | | |
| 1 | 1:32.679 | +4.046 | 15:00:21.652 |
| 2 | 1:28.844 | +0.211 | 15:01:50.496 |
| 3 | 1:28.786 | +0.153 | 15:03:19.282 |
| 4 | 1:28.705 | +0.072 | 15:04:47.987 |
| 5 | 1:28.633 | | 15:06:16.620 |
| 6 | 1:28.769 | +0.136 | 15:07:45.389 |
| 7 | 1:29.059 | +0.426 | 15:09:14.448 |
| 8 | 1:29.169 | +0.536 | 15:10:43.617 |
| 9 | 1:29.069 | +0.436 | 15:12:12.686 |
| 10 | 1:28.972 | +0.339 | 15:13:41.658 |
| 11 | 1:29.382 | +0.749 | 15:15:11.040 |

| | | | |
|--------------------------|-----------------|--------|--------------|
| (19) Blake Woulds | | | |
| 1 | 1:34.983 | +6.127 | 15:00:24.144 |
| 2 | 1:30.314 | +1.458 | 15:01:54.458 |
| 3 | 1:29.800 | +0.944 | 15:03:24.258 |
| 4 | 1:29.803 | +0.947 | 15:04:54.061 |
| 5 | 1:29.120 | +0.264 | 15:06:23.181 |
| 6 | 1:28.856 | | 15:07:52.037 |
| 7 | 1:29.347 | +0.491 | 15:09:21.384 |
| 8 | 1:29.256 | +0.400 | 15:10:50.640 |
| 9 | 1:29.430 | +0.574 | 15:12:20.070 |
| 10 | 1:29.873 | +1.017 | 15:13:49.943 |
| 11 | 1:30.129 | +1.273 | 15:15:20.072 |

| | | | |
|-----------------------------|-----------------|--------|--------------|
| (72) Darryl Harrison | | | |
| 1 | 1:34.469 | +5.633 | 15:00:23.893 |
| 2 | 1:30.275 | +1.439 | 15:01:54.168 |
| 3 | 1:30.504 | +1.668 | 15:03:24.672 |
| 4 | 1:29.854 | +1.018 | 15:04:54.526 |
| 5 | 1:30.816 | +1.980 | 15:06:25.342 |
| 6 | 1:28.836 | | 15:07:54.178 |
| 7 | 1:28.931 | +0.095 | 15:09:23.109 |
| 8 | 1:29.275 | +0.439 | 15:10:52.384 |
| 9 | 1:29.444 | +0.608 | 15:12:21.828 |
| 10 | 1:29.726 | +0.890 | 15:13:51.554 |
| 11 | 1:31.273 | +2.437 | 15:15:22.827 |

| | | | |
|------------------------|-----------------|--------|--------------|
| (7) Jodie Chalk | | | |
| 1 | 1:35.180 | +5.697 | 15:00:24.512 |
| 2 | 1:30.777 | +1.294 | 15:01:55.289 |
| 3 | 1:30.853 | +1.370 | 15:03:26.142 |
| 4 | 1:30.531 | +1.048 | 15:04:56.673 |
| 5 | 1:30.150 | +0.667 | 15:06:26.823 |
| 6 | 1:30.032 | +0.549 | 15:07:56.855 |
| 7 | 1:29.483 | | 15:09:26.338 |
| 8 | 1:31.421 | +1.938 | 15:10:57.759 |
| 9 | 1:30.719 | +1.236 | 15:12:28.478 |
| 10 | 1:30.556 | +1.073 | 15:13:59.034 |
| 11 | 1:30.692 | +1.209 | 15:15:29.726 |

| | | | |
|-----------------------------|-----------------|--------|--------------|
| (96) Marcus Woodbine | | | |
| 1 | 1:36.178 | +6.244 | 15:00:25.992 |
| 2 | 1:32.036 | +2.102 | 15:01:58.028 |
| 3 | 1:31.250 | +1.316 | 15:03:29.278 |
| 4 | 1:30.683 | +0.749 | 15:04:59.961 |
| 5 | 1:30.899 | +0.965 | 15:06:30.860 |
| 6 | 1:30.228 | +0.294 | 15:08:01.088 |
| 7 | 1:30.291 | +0.357 | 15:09:31.379 |
| 8 | 1:30.451 | +0.517 | 15:11:01.830 |
| 9 | 1:30.122 | +0.188 | 15:12:31.952 |
| 10 | 1:29.934 | | 15:14:01.886 |
| 11 | 1:30.630 | +0.696 | 15:15:32.516 |

| | | | |
|--------------------------|--|--|--|
| (50) Sam Thompson | | | |
|--------------------------|--|--|--|

| | | | |
|-------------------------|-----------------|--------|--------------|
| (9) Paul Charman | | | |
| 1 | 1:34.110 | +3.587 | 15:00:23.720 |
| 2 | 1:31.493 | +0.970 | 15:01:55.213 |
| 3 | 1:30.886 | +0.363 | 15:03:26.099 |
| 4 | 1:31.430 | +0.907 | 15:04:57.529 |
| 5 | 1:30.826 | +0.303 | 15:06:28.355 |
| 6 | 1:30.612 | +0.089 | 15:07:58.967 |
| 7 | 1:30.589 | +0.066 | 15:09:29.556 |
| 8 | 1:31.320 | +0.797 | 15:11:00.876 |
| 9 | 1:30.842 | +0.319 | 15:12:31.718 |
| 10 | 1:30.523 | | 15:14:02.241 |
| 11 | 1:30.853 | +0.330 | 15:15:33.094 |

| | | | |
|-----------------------------|-----------------|--------|--------------|
| (21) Simon Critchlow | | | |
| 1 | 1:35.823 | +4.571 | 15:00:25.878 |
| 2 | 1:31.910 | +0.658 | 15:01:57.788 |
| 3 | 1:32.468 | +1.216 | 15:03:30.256 |
| 4 | 1:31.775 | +0.523 | 15:05:02.031 |
| 5 | 1:31.733 | +0.481 | 15:06:33.764 |
| 6 | 1:31.418 | +0.166 | 15:08:05.182 |
| 7 | 1:31.812 | +0.560 | 15:09:36.994 |
| 8 | 1:31.715 | +0.463 | 15:11:08.709 |
| 9 | 1:31.252 | | 15:12:39.961 |
| 10 | 1:31.738 | +0.486 | 15:14:11.699 |
| 11 | 1:31.379 | +0.127 | 15:15:43.078 |

| | | | |
|------------------------|-----------------|--------|--------------|
| (7) Dan Shailer | | | |
| 1 | 1:36.745 | +5.237 | 15:00:26.619 |
| 2 | 1:32.096 | +0.588 | 15:01:58.715 |
| 3 | 1:31.864 | +0.356 | 15:03:30.579 |
| 4 | 1:32.580 | +1.072 | 15:05:03.159 |
| 5 | 1:31.508 | | 15:06:34.667 |
| 6 | 1:31.549 | +0.041 | 15:08:06.216 |
| 7 | 1:31.673 | +0.165 | 15:09:37.889 |
| 8 | 1:32.446 | +0.938 | 15:11:10.335 |
| 9 | 1:31.648 | +0.140 | 15:12:41.983 |
| 10 | 1:32.177 | +0.669 | 15:14:14.160 |
| 11 | 1:32.789 | +1.281 | 15:15:46.949 |

| | | | |
|-----------------------------|-----------------|--------|--------------|
| (15) Luke Buckingham | | | |
| 1 | 1:36.887 | +4.595 | 15:00:27.034 |
| 2 | 1:32.505 | +0.213 | 15:01:59.539 |
| 3 | 1:32.666 | +0.374 | 15:03:32.205 |
| 4 | 1:32.603 | +0.311 | 15:05:04.808 |
| 5 | 1:32.292 | | 15:06:37.100 |
| 6 | 1:32.694 | +0.402 | 15:08:09.794 |
| 7 | 1:32.715 | +0.423 | 15:09:42.509 |
| 8 | 1:33.258 | +0.966 | 15:11:15.767 |
| 9 | 1:33.569 | +1.277 | 15:12:49.336 |
| 10 | 1:33.739 | +1.447 | 15:14:23.075 |
| 11 | 1:34.943 | +2.651 | 15:15:58.018 |

| | | | |
|------------------------------|-----------------|--------|--------------|
| (191) Charley Oakland | | | |
| 1 | 1:37.288 | +4.242 | 15:00:28.098 |
| 2 | 1:33.046 | | 15:02:01.144 |
| 3 | 1:33.343 | +0.297 | 15:03:34.487 |
| 4 | 1:33.427 | +0.381 | 15:05:07.914 |
| 5 | 1:33.112 | +0.066 | 15:06:41.026 |
| 6 | 1:34.165 | +1.119 | 15:08:15.191 |
| 7 | 1:33.815 | +0.769 | 15:09:49.006 |
| 8 | 1:35.430 | +2.384 | 15:11:24.436 |
| 9 | 1:34.789 | +1.743 | 15:12:59.225 |
| 10 | 1:34.008 | +0.962 | 15:14:33.233 |
| 11 | 1:35.231 | +2.185 | 15:16:08.464 |

Timekeeper:

Race Director:

Weather / Track: Cloudy - Dry

Results @ www.sportstimingservices.com

Printed: 29/07/2012 15:19:21





Thundersport GB Rounds 10 & 11

Sorted on Best Lap time


RST Clothing Golden ERA Superbike

Rockingham International 1.940 Miles

Qualifying

28/07/2012 10:45

Practice started at 10:45:01



| Pos | No. | Name | Class | Bike | CC | Best Tm | In Lap | Diff | 2nd Best | 2nd Lap |
|-----|-----|------------------|------------|----------|------|----------|--------|--------|----------|---------|
| 1 | 77 | Lee Reveley | Golden Era | Aprilia | 1000 | 1:30.799 | 9 | | 1:31.656 | 8 |
| 2 | 13 | Richard Blunt | Golden Era | Suzuki | 750 | 1:31.540 | 6 | 0.741 | 1:32.502 | 4 |
| 3 | 3 | Louis Dawson | Golden Era | Ducati | 748 | 1:32.479 | 5 | 1.680 | 1:32.522 | 8 |
| 4 | 16 | Craig Jeff | Golden Era | Aprilia | 1000 | 1:32.837 | 9 | 2.038 | 1:33.161 | 6 |
| 5 | 6 | Nick Williamson | Golden Era | Honda | 1000 | 1:32.841 | 5 | 2.042 | 1:32.962 | 6 |
| 6 | 57 | Rob Wilson | Golden Era | Kawasaki | 750 | 1:33.928 | 5 | 3.129 | 1:34.407 | 4 |
| 7 | 62 | Jason Dixon | Golden Era | Suzuki | 750 | 1:36.465 | 4 | 5.666 | 1:36.691 | 3 |
| 8 | 64 | Adam Palfreman | Golden Era | Honda | 1000 | 1:37.898 | 2 | 7.099 | 1:38.549 | 3 |
| 9 | 81 | Marcel Brinkmann | Golden Era | Aprilia | 1000 | 1:38.786 | 6 | 7.987 | 1:39.842 | 5 |
| 10 | 66 | Paul Maxfield | Golden Era | Aprilia | 1000 | 1:39.391 | 3 | 8.592 | 1:39.578 | 7 |
| 11 | 51 | Charlie Flett | Golden Era | Aprilia | 1000 | 1:44.751 | 8 | 13.952 | 1:45.020 | 3 |
| 12 | 67 | Matt Wildee | Golden Era | Triumph | 955 | 1:51.778 | 1 | 20.979 | | 0 |

Timekeeper:

Race Director:

Weather / Track: Sunny - Dry

Results @ www.sportstimeservices.com


Printed: 28/07/2012 11:00:54





Thundersport GB Rounds 10 & 11

RST Clothing Golden ERA Superbike Rockingham International 1.940 Miles
 Race 5 & 14 Saturday 28/07/2012
 Race (8 Laps)



POLE POSITION

| | 1 | 2 | 3 | 4 |
|---|----|----|----|----|
| 1 | 77 | 13 | 3 | 16 |
| 2 | 6 | 57 | 62 | 64 |
| 3 | 81 | 66 | 51 | 67 |

Timekeeper:

Race Director:

Weather / Track:

Results @ www.sportstimeservices.com

Printed: 28/07/2012 11:03:05





Thundersport GB Rounds 10 & 11

Sorted on Laps

RST Clothing Golden ERA Superbike

Rockingham International 1.940 Miles

Race 5

28/07/2012 13:50

Race (8 Laps) started at 13:50:22

| Pos | No. | Name | Class | Bike | CC | Laps | Total Tm | Diff | Best Tm | In Lap |
|----------------|-----|------------------|------------|----------|------|------|-----------|----------|----------|--------|
| 1 | 57 | Rob Wilson | Golden Era | Kawasaki | 750 | 8 | 12:23.900 | | 1:30.972 | 5 |
| 2 | 16 | Craig Jeff | Golden Era | Aprilia | 1000 | 8 | 12:28.678 | 4.778 | 1:31.568 | 7 |
| 3 | 6 | Nick Williamson | Golden Era | Honda | 1000 | 8 | 12:31.996 | 8.096 | 1:32.122 | 5 |
| 4 | 3 | Louis Dawson | Golden Era | Ducati | 748 | 8 | 12:36.325 | 12.425 | 1:31.259 | 5 |
| 5 | 13 | Richard Blunt | Golden Era | Suzuki | 750 | 8 | 12:41.582 | 17.682 | 1:32.636 | 2 |
| 6 | 62 | Jason Dixon | Golden Era | Suzuki | 750 | 8 | 12:52.527 | 28.627 | 1:34.885 | 3 |
| 7 | 67 | Matt Wildee | Golden Era | Triumph | 955 | 8 | 13:09.736 | 45.836 | 1:34.887 | 7 |
| 8 | 64 | Adam Palfreman | Golden Era | Honda | 1000 | 8 | 13:10.179 | 46.279 | 1:36.859 | 7 |
| 9 | 81 | Marcel Brinkmann | Golden Era | Aprilia | 1000 | 8 | 13:19.085 | 55.185 | 1:37.920 | 3 |
| 10 | 66 | Paul Maxfield | Golden Era | Aprilia | 1000 | 8 | 13:33.107 | 1:09.207 | 1:38.726 | 2 |
| 11 | 51 | Charlie Flett | Golden Era | Aprilia | 1000 | 8 | 13:53.278 | 1:29.378 | 1:42.025 | 3 |
| Not classified | | | | | | | | | | |
| DNF | 77 | Lee Reveley | Golden Era | Aprilia | 1000 | 6 | 9:18.498 | DNF | 1:31.034 | 5 |

Announcements

** Rider No.3 No Transponder Please affix transponder for future races **

110% Time - 13:38.290

| Margin of Victory | Avg. Speed | Best Lap Tm | Best Speed | Best Lap by |
|-------------------|------------|-------------|------------|-----------------|
| 4.778 | 75.107 | 1:30.972 | 76.771 | 57 - Rob Wilson |

Timekeeper:

Race Director:

Weather / Track: Cloudy - Dry

Results @ www.sportstimingservices.com

Printed: 28/07/2012 14:08:19





Thundersport GB Rounds 10 & 11

Lapchart

RST Clothing Golden ERA Superbike

Rockingham International 1.940 Miles

Race 5

28/07/2012 13:50

Race (8 Laps) started at 13:50:22



| Competitors | Laps | | | | | | | | | |
|-----------------------|------|----|----|----|----|----|----|----|----|----|
| | 0 | 1 | 2 | 3 | 4 | 5 | 6 | 7 | 8 | |
| Richard Blunt (13) | 1 | 13 | 57 | 57 | 57 | 57 | 57 | 57 | 57 | 57 |
| Lee Reveley (77) | 2 | 77 | 13 | 13 | 77 | 77 | 77 | 77 | 16 | 16 |
| Craig Jeff (16) | 3 | 16 | 77 | 77 | 16 | 16 | 16 | 16 | 6 | 6 |
| Louis Dawson (3) | 4 | 3 | 16 | 16 | 13 | 13 | 6 | 6 | 13 | 3 |
| Rob Wilson (57) | 5 | 57 | 6 | 6 | 6 | 6 | 13 | 13 | 3 | 13 |
| Nick Williamson (6) | 6 | 6 | 62 | 3 | 3 | 3 | 3 | 3 | 62 | 62 |
| Jason Dixon (62) | 7 | 62 | 3 | 62 | 62 | 62 | 62 | 62 | 64 | 67 |
| Adam Palfreman (64) | 8 | 64 | 67 | 64 | 64 | 64 | 64 | 64 | 67 | 64 |
| Marcel Brinkmann (81) | 9 | 81 | 64 | 81 | 81 | 81 | 81 | 67 | 81 | 81 |
| Matt Wildee (67) | 10 | 67 | 81 | 66 | 66 | 67 | 67 | 81 | 66 | 66 |
| Paul Maxfield (66) | 11 | 66 | 66 | 67 | 67 | 66 | 66 | 66 | 51 | 51 |
| Charlie Flett (51) | 12 | 51 | 51 | 51 | 51 | 51 | 51 | 51 | | |

Timekeeper:
 Race Director:
 Weather / Track: Cloudy - Dry
 Results @ www.sportstimeservices.com
 Printed: 28/07/2012 14:11:14





Thundersport GB Rounds 10 & 11

RST Clothing Golden ERA Superbike Rockingham International 1.940 Miles

Race 5 28/07/2012 13:50

Race (8 Laps) started at 13:50:22

| Lap | Lap Tm | Diff | Time of Day |
|----------------------------|-----------------|---------|--------------|
| (57) Rob Wilson | | | |
| 1 | 1:35.922 | +4.950 | 13:54:02.828 |
| 2 | 1:31.944 | +0.972 | 13:55:34.772 |
| 3 | 1:31.858 | +0.886 | 13:57:06.630 |
| 4 | 1:31.940 | +0.968 | 13:58:38.570 |
| 5 | 1:30.972 | | 14:00:09.542 |
| 6 | 1:31.531 | +0.559 | 14:01:41.073 |
| 7 | 1:32.519 | +1.547 | 14:03:13.592 |
| 8 | 1:33.032 | +2.060 | 14:04:46.624 |
| (16) Craig Jeff | | | |
| 1 | 1:37.702 | +6.134 | 13:54:03.948 |
| 2 | 1:32.623 | +1.055 | 13:55:36.571 |
| 3 | 1:32.521 | +0.953 | 13:57:09.092 |
| 4 | 1:32.019 | +0.451 | 13:58:41.111 |
| 5 | 1:32.134 | +0.566 | 14:00:13.245 |
| 6 | 1:31.803 | +0.235 | 14:01:45.048 |
| 7 | 1:31.568 | | 14:03:16.616 |
| 8 | 1:34.786 | +3.218 | 14:04:51.402 |
| (6) Nick Williamson | | | |
| 1 | 1:37.576 | +5.454 | 13:54:04.498 |
| 2 | 1:32.877 | +0.755 | 13:55:37.375 |
| 3 | 1:32.665 | +0.543 | 13:57:10.040 |
| 4 | 1:33.175 | +1.053 | 13:58:43.215 |
| 5 | 1:32.122 | | 14:00:15.337 |
| 6 | 1:32.396 | +0.274 | 14:01:47.733 |
| 7 | 1:33.023 | +0.901 | 14:03:20.756 |
| 8 | 1:33.964 | +1.842 | 14:04:54.720 |
| (3) Louis Dawson | | | |
| 1 | 1:40.750 | +9.491 | 13:54:07.513 |
| 2 | 1:33.000 | +1.741 | 13:55:40.514 |
| 3 | 1:33.615 | +2.356 | 13:57:14.129 |
| 4 | 1:31.785 | +0.526 | 13:58:45.914 |
| 5 | 1:31.259 | | 14:00:17.173 |
| 6 | 1:34.014 | +2.755 | 14:01:51.188 |
| 7 | 1:33.201 | +1.942 | 14:03:24.389 |
| 8 | 1:34.660 | +3.401 | 14:04:59.049 |
| (13) Richard Blunt | | | |
| 1 | 1:37.184 | +4.548 | 13:54:03.287 |
| 2 | 1:32.636 | | 13:55:35.923 |
| 3 | 1:33.283 | +0.647 | 13:57:09.206 |
| 4 | 1:33.522 | +0.886 | 13:58:42.728 |
| 5 | 1:33.748 | +1.112 | 14:00:16.476 |
| 6 | 1:32.978 | +0.342 | 14:01:49.454 |
| 7 | 1:33.849 | +1.213 | 14:03:23.303 |
| 8 | 1:41.003 | +8.367 | 14:05:04.306 |
| (62) Jason Dixon | | | |
| 1 | 1:38.427 | +3.542 | 13:54:05.390 |
| 2 | 1:35.219 | +0.334 | 13:55:40.609 |
| 3 | 1:34.885 | | 13:57:15.494 |
| 4 | 1:35.129 | +0.244 | 13:58:50.623 |
| 5 | 1:36.270 | +1.385 | 14:00:26.893 |
| 6 | 1:35.593 | +0.708 | 14:02:02.486 |
| 7 | 1:36.024 | +1.139 | 14:03:38.510 |
| 8 | 1:36.741 | +1.856 | 14:05:15.251 |
| (67) Matt Wildee | | | |
| 1 | 1:40.539 | +5.652 | 13:54:08.051 |
| 2 | 1:46.812 | +11.925 | 13:55:54.863 |
| 3 | 1:37.996 | +3.109 | 13:57:32.859 |
| 4 | 1:36.599 | +1.712 | 13:59:09.458 |

| Lap | Lap Tm | Diff | Time of Day |
|------------------------------|-----------------|--------|--------------|
| 5 | 1:35.946 | +1.059 | 14:00:45.404 |
| 6 | 1:35.480 | +0.593 | 14:02:20.884 |
| 7 | 1:34.887 | | 14:03:55.771 |
| 8 | 1:36.689 | +1.802 | 14:05:32.460 |
| (64) Adam Palfreman | | | |
| 1 | 1:41.978 | +5.119 | 13:54:09.180 |
| 2 | 1:38.363 | +1.504 | 13:55:47.543 |
| 3 | 1:37.510 | +0.651 | 13:57:25.053 |
| 4 | 1:38.008 | +1.149 | 13:59:03.061 |
| 5 | 1:38.632 | +1.773 | 14:00:41.693 |
| 6 | 1:36.979 | +0.120 | 14:02:18.672 |
| 7 | 1:36.859 | | 14:03:55.531 |
| 8 | 1:37.372 | +0.513 | 14:05:32.903 |
| (81) Marcel Brinkmann | | | |
| 1 | 1:42.109 | +4.189 | 13:54:09.604 |
| 2 | 1:38.815 | +0.895 | 13:55:48.419 |
| 3 | 1:37.920 | | 13:57:26.339 |
| 4 | 1:39.076 | +1.156 | 13:59:05.415 |
| 5 | 1:39.210 | +1.290 | 14:00:44.625 |
| 6 | 1:39.135 | +1.215 | 14:02:23.760 |
| 7 | 1:38.969 | +1.049 | 14:04:02.729 |
| 8 | 1:39.080 | +1.160 | 14:05:41.809 |
| (66) Paul Maxfield | | | |
| 1 | 1:43.706 | +4.980 | 13:54:11.258 |
| 2 | 1:38.726 | | 13:55:49.984 |
| 3 | 1:41.524 | +2.798 | 13:57:31.508 |
| 4 | 1:39.387 | +0.661 | 13:59:10.895 |
| 5 | 1:41.205 | +2.479 | 14:00:52.100 |
| 6 | 1:39.639 | +0.913 | 14:02:31.739 |
| 7 | 1:40.491 | +1.765 | 14:04:12.230 |
| 8 | 1:43.601 | +4.875 | 14:05:55.831 |
| (51) Charlie Flett | | | |
| 1 | 1:46.633 | +4.608 | 13:54:14.514 |
| 2 | 1:42.449 | +0.424 | 13:55:56.963 |
| 3 | 1:42.025 | | 13:57:38.988 |
| 4 | 1:42.807 | +0.782 | 13:59:21.795 |
| 5 | 1:42.740 | +0.715 | 14:01:04.535 |
| 6 | 1:43.250 | +1.225 | 14:02:47.785 |
| 7 | 1:43.814 | +1.789 | 14:04:31.599 |
| 8 | 1:44.403 | +2.378 | 14:06:16.002 |
| (77) Lee Reveley | | | |
| 1 | 1:37.675 | +6.641 | 13:54:03.833 |
| 2 | 1:32.551 | +1.517 | 13:55:36.384 |
| 3 | 1:31.386 | +0.352 | 13:57:07.770 |
| 4 | 1:31.286 | +0.252 | 13:58:39.056 |
| 5 | 1:31.034 | | 14:00:10.090 |
| 6 | 1:31.132 | +0.098 | 14:01:41.222 |



Thundersport GB Rounds 10 & 11

Sorted on Laps

RST Clothing Golden ERA Superbike

Rockingham International 1.940 Miles

Race 14

28/07/2012 16:45

Race (8 Laps) started at 16:45:15

| Pos | No. | Name | Class | Bike | CC | Laps | Total Tm | Diff | Best Tm | In Lap |
|-----|-----|------------------|------------|----------|------|------|-----------|----------|----------|--------|
| 1 | 13 | Richard Blunt | Golden Era | Suzuki | 750 | 8 | 12:25.875 | | 1:30.923 | 8 |
| 2 | 77 | Lee Reveley | Golden Era | Aprilia | 1000 | 8 | 12:26.239 | 0.364 | 1:30.872 | 6 |
| 3 | 57 | Rob Wilson | Golden Era | Kawasaki | 750 | 8 | 12:27.684 | 1.809 | 1:31.351 | 7 |
| 4 | 3 | Louis Dawson | Golden Era | Ducati | 748 | 8 | 12:28.600 | 2.725 | 1:31.563 | 6 |
| 5 | 6 | Nick Williamson | Golden Era | Honda | 1000 | 8 | 12:42.748 | 16.873 | 1:33.561 | 5 |
| 6 | 62 | Jason Dixon | Golden Era | Suzuki | 750 | 8 | 13:01.305 | 35.430 | 1:34.853 | 3 |
| 7 | 81 | Marcel Brinkmann | Golden Era | Aprilia | 1000 | 8 | 13:22.090 | 56.215 | 1:36.987 | 7 |
| 8 | 66 | Paul Maxfield | Golden Era | Aprilia | 1000 | 8 | 13:25.596 | 59.721 | 1:38.886 | 7 |
| 9 | 64 | Adam Palfreman | Golden Era | Honda | 1000 | 8 | 13:33.351 | 1:07.476 | 1:37.915 | 2 |
| 10 | 51 | Charlie Flett | Golden Era | Aprilia | 1000 | 8 | 13:55.712 | 1:29.837 | 1:41.610 | 2 |

Not classified

| | | | | | | | | | | |
|-----|----|-------------|------------|---------|------|---|----------|-----|----------|---|
| DNF | 16 | Craig Jeff | Golden Era | Aprilia | 1000 | 4 | 6:20.812 | DNF | 1:32.016 | 3 |
| DNF | 67 | Matt Wildee | Golden Era | Triumph | 955 | | 5.813 | DNF | | 0 |

110% Time - 13:40.463

| Margin of Victory | Avg. Speed | Best Lap Tm | Best Speed | Best Lap by |
|-------------------|------------|-------------|------------|------------------|
| 0.364 | 74.908 | 1:30.872 | 76.855 | 77 - Lee Reveley |

Timekeeper:

Race Director:

Weather / Track: Bright - Dry

Results @ www.sportstimingsservices.com

Printed: 28/07/2012 17:01:20





Thundersport GB Rounds 10 & 11

Lapchart


RST Clothing Golden ERA Superbike

Rockingham International 1.940 Miles

Race 14

28/07/2012 16:45

Race (8 Laps) started at 16:45:15



| Competitors | Laps | | | | | | | | | |
|-----------------------|------|----|----|----|----|----|----|----|----|----|
| | 0 | 1 | 2 | 3 | 4 | 5 | 6 | 7 | 8 | |
| Lee Reveley (77) | 1 | 77 | 13 | 13 | 57 | 57 | 13 | 13 | 13 | 13 |
| Richard Blunt (13) | 2 | 13 | 57 | 57 | 13 | 13 | 57 | 77 | 77 | 77 |
| Craig Jeff (16) | 3 | 16 | 16 | 16 | 16 | 77 | 77 | 57 | 57 | 57 |
| Louis Dawson (3) | 4 | 3 | 77 | 77 | 77 | 3 | 3 | 3 | 3 | 3 |
| Rob Wilson (57) | 5 | 57 | 6 | 3 | 3 | 16 | 6 | 6 | 6 | 6 |
| Nick Williamson (6) | 6 | 6 | 62 | 6 | 6 | 6 | 62 | 62 | 62 | 62 |
| Jason Dixon (62) | 7 | 62 | 3 | 62 | 62 | 62 | 64 | 66 | 81 | 81 |
| Marcel Brinkmann (81) | 8 | 81 | 64 | 64 | 64 | 64 | 66 | 81 | 66 | 66 |
| Matt Wildee (67) | 9 | 67 | 81 | 66 | 66 | 66 | 81 | 64 | 64 | 64 |
| Paul Maxfield (66) | 10 | 66 | 66 | 81 | 81 | 81 | 51 | 51 | 51 | 51 |
| Adam Palfreman (64) | 11 | 64 | 51 | 51 | 51 | 51 | | | | |
| Charlie Flett (51) | 12 | 51 | | | | | | | | |

Timekeeper:
 Race Director:
 Weather / Track: Bright - Dry
 Results @ www.sportstimeservices.com
 Printed: 28/07/2012 17:03:29





Thundersport GB Rounds 10 & 11

RST Clothing Golden ERA Superbike Rockingham International 1.940 Miles

Race 14 28/07/2012 16:45

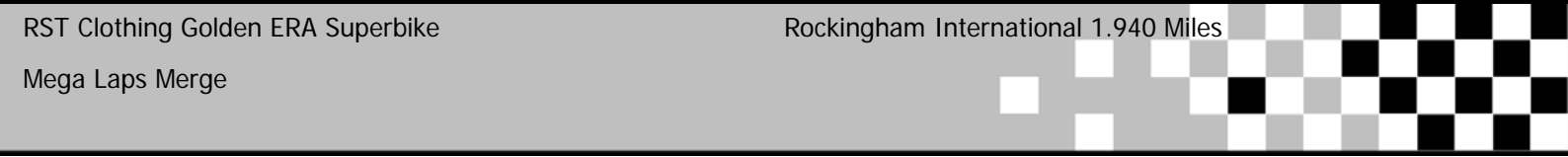
Race (8 Laps) started at 16:45:15

| Lap | Lap Tm | Diff | Time of Day |
|------------------------------|-----------------|--------|--------------|
| (13) Richard Blunt | | | |
| 1 | 1:36.693 | +5.770 | 16:48:56.951 |
| 2 | 1:33.081 | +2.158 | 16:50:30.032 |
| 3 | 1:32.545 | +1.622 | 16:52:02.577 |
| 4 | 1:32.741 | +1.818 | 16:53:35.318 |
| 5 | 1:32.284 | +1.361 | 16:55:07.602 |
| 6 | 1:31.387 | +0.464 | 16:56:38.989 |
| 7 | 1:31.664 | +0.741 | 16:58:10.653 |
| 8 | 1:30.923 | | 16:59:41.576 |
| (77) Lee Reveley | | | |
| 1 | 1:38.008 | +7.136 | 16:48:58.155 |
| 2 | 1:32.958 | +2.086 | 16:50:31.113 |
| 3 | 1:32.148 | +1.276 | 16:52:03.261 |
| 4 | 1:32.094 | +1.222 | 16:53:35.355 |
| 5 | 1:33.068 | +2.196 | 16:55:08.423 |
| 6 | 1:30.872 | | 16:56:39.295 |
| 7 | 1:31.740 | +0.868 | 16:58:11.035 |
| 8 | 1:30.905 | +0.033 | 16:59:41.940 |
| (57) Rob Wilson | | | |
| 1 | 1:36.571 | +5.220 | 16:48:57.366 |
| 2 | 1:33.172 | +1.821 | 16:50:30.538 |
| 3 | 1:31.935 | +0.584 | 16:52:02.473 |
| 4 | 1:32.251 | +0.900 | 16:53:34.724 |
| 5 | 1:33.458 | +2.107 | 16:55:08.182 |
| 6 | 1:31.825 | +0.474 | 16:56:40.007 |
| 7 | 1:31.351 | | 16:58:11.358 |
| 8 | 1:32.027 | +0.676 | 16:59:43.385 |
| (3) Louis Dawson | | | |
| 1 | 1:38.437 | +6.874 | 16:48:59.164 |
| 2 | 1:32.802 | +1.239 | 16:50:31.966 |
| 3 | 1:31.635 | +0.072 | 16:52:03.601 |
| 4 | 1:32.859 | +1.296 | 16:53:36.460 |
| 5 | 1:32.283 | +0.720 | 16:55:08.743 |
| 6 | 1:31.563 | | 16:56:40.306 |
| 7 | 1:31.934 | +0.371 | 16:58:12.240 |
| 8 | 1:32.061 | +0.498 | 16:59:44.301 |
| (6) Nick Williamson | | | |
| 1 | 1:37.593 | +4.032 | 16:48:58.502 |
| 2 | 1:33.961 | +0.400 | 16:50:32.463 |
| 3 | 1:34.808 | +1.247 | 16:52:07.271 |
| 4 | 1:33.814 | +0.253 | 16:53:41.085 |
| 5 | 1:33.561 | | 16:55:14.646 |
| 6 | 1:34.149 | +0.588 | 16:56:48.795 |
| 7 | 1:34.934 | +1.373 | 16:58:23.729 |
| 8 | 1:34.720 | +1.159 | 16:59:58.449 |
| (62) Jason Dixon | | | |
| 1 | 1:37.940 | +3.087 | 16:48:59.092 |
| 2 | 1:37.008 | +2.155 | 16:50:36.100 |
| 3 | 1:34.853 | | 16:52:10.953 |
| 4 | 1:35.206 | +0.353 | 16:53:46.159 |
| 5 | 1:36.748 | +1.895 | 16:55:22.907 |
| 6 | 1:35.670 | +0.817 | 16:56:58.577 |
| 7 | 1:38.786 | +3.933 | 16:58:37.363 |
| 8 | 1:39.643 | +4.790 | 17:00:17.006 |
| (81) Marcel Brinkmann | | | |
| 1 | 1:44.066 | +7.079 | 16:49:05.503 |
| 2 | 1:41.719 | +4.732 | 16:50:47.222 |
| 3 | 1:40.107 | +3.120 | 16:52:27.329 |
| 4 | 1:38.910 | +1.923 | 16:54:06.239 |

| Lap | Lap Tm | Diff | Time of Day |
|----------------------------|-----------------|--------|--------------|
| 5 | 1:38.424 | +1.437 | 16:55:44.663 |
| 6 | 1:38.987 | +2.000 | 16:57:23.650 |
| 7 | 1:36.987 | | 16:59:00.637 |
| 8 | 1:37.154 | +0.167 | 17:00:37.791 |
| (66) Paul Maxfield | | | |
| 1 | 1:44.247 | +5.361 | 16:49:06.041 |
| 2 | 1:39.810 | +0.924 | 16:50:45.851 |
| 3 | 1:39.213 | +0.327 | 16:52:25.064 |
| 4 | 1:39.795 | +0.909 | 16:54:04.859 |
| 5 | 1:39.106 | +0.220 | 16:55:43.965 |
| 6 | 1:39.115 | +0.229 | 16:57:23.080 |
| 7 | 1:38.886 | | 16:59:01.966 |
| 8 | 1:39.331 | +0.445 | 17:00:41.297 |
| (64) Adam Palfreman | | | |
| 1 | 1:40.885 | +2.970 | 16:49:02.835 |
| 2 | 1:37.915 | | 16:50:40.750 |
| 3 | 1:41.893 | +3.978 | 16:52:22.643 |
| 4 | 1:38.776 | +0.861 | 16:54:01.419 |
| 5 | 1:41.414 | +3.499 | 16:55:42.833 |
| 6 | 1:41.218 | +3.303 | 16:57:24.051 |
| 7 | 1:40.392 | +2.477 | 16:59:04.443 |
| 8 | 1:44.609 | +6.694 | 17:00:49.052 |
| (51) Charlie Flett | | | |
| 1 | 1:46.097 | +4.487 | 16:49:08.084 |
| 2 | 1:41.610 | | 16:50:49.694 |
| 3 | 1:41.807 | +0.197 | 16:52:31.501 |
| 4 | 1:42.800 | +1.190 | 16:54:14.301 |
| 5 | 1:43.763 | +2.153 | 16:55:58.064 |
| 6 | 1:43.583 | +1.973 | 16:57:41.647 |
| 7 | 1:44.209 | +2.599 | 16:59:25.856 |
| 8 | 1:45.557 | +3.947 | 17:01:11.413 |
| (16) Craig Jeff | | | |
| 1 | 1:37.336 | +5.320 | 16:48:57.659 |
| 2 | 1:33.148 | +1.132 | 16:50:30.807 |
| 3 | 1:32.016 | | 16:52:02.823 |
| 4 | 1:33.690 | +1.674 | 16:53:36.513 |



Thundersport GB Rounds 10 & 11



RST Clothing Golden ERA Superbike

Rockingham International 1.940 Miles

Mega Laps Merge

| Pos | No. | Name | Class | Overall BestTm | R1. Best Tm | R2. Best Tm | R3. Best Tm | Diff |
|-----|-----|------------------|------------|----------------|-------------|-------------|-------------|--------|
| 1 | 77 | Lee Reveley | Golden Era | 1:30.799 | 1:30.799 | 1:31.034 | 1:30.872 | |
| 2 | 13 | Richard Blunt | Golden Era | 1:30.923 | 1:31.540 | 1:32.636 | 1:30.923 | 0.124 |
| 3 | 57 | Rob Wilson | Golden Era | 1:30.972 | 1:33.928 | 1:30.972 | 1:31.351 | 0.173 |
| 4 | 3 | Louis Dawson | Golden Era | 1:31.259 | 1:32.479 | 1:31.259 | 1:31.563 | 0.460 |
| 5 | 16 | Craig Jeff | Golden Era | 1:31.568 | 1:32.837 | 1:31.568 | 1:32.016 | 0.769 |
| 6 | 6 | Nick Williamson | Golden Era | 1:32.122 | 1:32.841 | 1:32.122 | 1:33.561 | 1.323 |
| 7 | 62 | Jason Dixon | Golden Era | 1:34.853 | 1:36.465 | 1:34.885 | 1:34.853 | 4.054 |
| 8 | 67 | Matt Wildee | Golden Era | 1:34.887 | 1:51.778 | 1:34.887 | | 4.088 |
| 9 | 64 | Adam Palfreman | Golden Era | 1:36.859 | 1:37.898 | 1:36.859 | 1:37.915 | 6.060 |
| 10 | 81 | Marcel Brinkmann | Golden Era | 1:36.987 | 1:38.786 | 1:37.920 | 1:36.987 | 6.188 |
| 11 | 66 | Paul Maxfield | Golden Era | 1:38.726 | 1:39.391 | 1:38.726 | 1:38.886 | 7.927 |
| 12 | 51 | Charlie Flett | Golden Era | 1:41.610 | 1:44.751 | 1:42.025 | 1:41.610 | 10.811 |

Timekeeper:

Race Director:

Weather / Track:

Results @ www.sportstimeservices.com


Printed: 28/07/2012 17:05:26





Thundersport GB Rounds 10 & 11

RST Clothing Golden ERA Superbike Rockingham International 1.940 Miles
 Race 7 & 16 Sunday 29/07/2012
 Race (8 Laps)



POLE POSITION

| | 1 | 2 | 3 | 4 |
|---|----|----|----|----|
| 1 | 77 | 13 | 57 | 3 |
| 2 | 16 | 6 | 62 | 67 |
| 3 | 64 | 81 | 66 | 51 |

Timekeeper:

Race Director:

Weather / Track:

Results @ www.sportstimeservices.com


Printed: 28/07/2012 17:06:19





Thundersport GB Rounds 10 & 11

RST Clothing Golden ERA Superbike Rockingham International 1.940 Miles
 Race 7 & 16 Sunday 29/07/2012
 Race (8 Laps)



POLE POSITION

| | | | | |
|----------|-----------------------------|-------------------------------|------------------------------|------------------------------|
| 1 | 1 | 2 | 3 | 4 |
| | 77 Lee Reveley 1:30.799 | 13 Richard Blunt 1:30.923 | 57 Rob Wilson 1:30.972 | 3 Louis Dawson 1:31.259 |
| | 5 | 6 | 7 | 8 |
| 2 | 16 Craig Jeff 1:31.568 | 6 Nick Williamson 1:32.122 | 62 Jason Dixon 1:34.853 | 67 Matt Wildee 1:34.887 |
| | 9 | 10 | 11 | 12 |
| 3 | 64 A. Palfreman 1:36.859 | 81 M. Brinkmann 1:36.987 | 66 Paul Maxfield 1:38.726 | 51 Charlie Flett 1:41.610 |

Timekeeper:

Race Director:

Weather / Track:

Results @ www.sportstimingsservices.com

Printed: 28/07/2012 17:07:24





Thundersport GB Rounds 10 & 11

Sorted on Best Lap time

Warmup
 Golden Era & Streetfighters
 Practice started at 9:47:07

Rockingham International 1.940 Miles

29/07/2012 09:47

| Pos | No. | Name | Class | Bike | CC | Best Tm | In Lap | Diff | 2nd Best | 2nd Lap |
|-------------------|-----|------------------|------------|----------|--------|----------|--------|--------|----------|---------|
| A | | | | | | | | | | |
| 1 | 9 | Reece Rothwell | A | Triumph | 675 A | 1:31.954 | 5 | | 1:32.408 | 4 |
| 2 | 121 | Martin Stanier | A | Suzuki | 750 A | 1:33.878 | 3 | 1.924 | 1:35.895 | 2 |
| 3 | 2 | Andrew Plaskitt | A | Suzuki | 750 A | 1:34.815 | 6 | 2.861 | 1:34.922 | 4 |
| 4 | 12 | Michael Russell | A | Suzuki | 750 A | 1:34.933 | 4 | 2.979 | 1:35.599 | 3 |
| 5 | 11 | Gordon Wright | A | KTM | 990 A | 1:37.440 | 3 | 5.486 | 1:38.965 | 2 |
| 6 | 56 | Steve Bradbury | A | Aprilia | 1000 A | 1:39.004 | 6 | 7.050 | 1:39.930 | 4 |
| 7 | 6 | Garry Coombs | A | Triumph | 675 A | 1:43.693 | 3 | 11.739 | 1:44.240 | 4 |
| B | | | | | | | | | | |
| 1 | 17 | Ian Popplewell | B | Triumph | 675 B | 1:33.658 | 4 | | 1:33.919 | 3 |
| 2 | 51 | Leigh Hutchinson | B | Kawasaki | 650 B | 1:40.693 | 4 | 7.035 | 1:41.775 | 3 |
| 3 | 45 | Andrew Castle | B | Honda | 600 B | 1:49.343 | 3 | 15.685 | 1:51.379 | 5 |
| 4 | 39 | Al Brown | B | Yamaha | 600 B | 1:52.395 | 2 | 18.737 | 1:52.763 | 3 |
| C | | | | | | | | | | |
| 1 | 115 | Keith Warren | C | Aprilia | 550 C | 1:37.534 | 3 | | 1:37.978 | 4 |
| 2 | 35 | Tony Hughes | C | KTM | 690 C | 1:39.570 | 4 | 2.036 | 1:42.319 | 5 |
| 3 | 7 | Duncan MacMillan | C | KTM | 690 C | 1:40.004 | 4 | 2.470 | 1:40.431 | 3 |
| 4 | 88 | Andrew Driver | C | MZ | 690 C | 1:40.008 | 6 | 2.474 | 1:40.095 | 4 |
| 5 | 14 | Brad Davey | C | Aprilia | 550 C | 1:49.882 | 1 | 12.348 | | 0 |
| 6 | 46 | James Flood | C | KTM | 690 C | 1:51.768 | 5 | 14.234 | 1:55.322 | 4 |
| Golden Era | | | | | | | | | | |
| 1 | 13 | Richard Blunt | Golden Era | Suzuki | 750 | 1:32.898 | 5 | | 1:33.124 | 4 |
| 2 | 3 | Louis Dawson | Golden Era | Ducati | 748 | 1:32.968 | 4 | 0.070 | 1:33.224 | 6 |
| 3 | 57 | Rob Wilson | Golden Era | Kawasaki | 750 | 1:33.083 | 4 | 0.185 | 1:33.209 | 3 |
| 4 | 16 | Craig Jeff | Golden Era | Aprilia | 1000 | 1:34.011 | 6 | 1.113 | 1:36.154 | 5 |
| 5 | 6 | Nick Williamson | Golden Era | Honda | 1000 | 1:34.464 | 5 | 1.566 | 1:34.894 | 4 |
| 6 | 77 | Lee Reveley | Golden Era | Aprilia | 1000 | 1:34.496 | 6 | 1.598 | 1:34.588 | 5 |
| 7 | 67 | Matt Wildee | Golden Era | Triumph | 955 | 1:35.895 | 3 | 2.997 | 1:37.198 | 2 |
| 8 | 62 | Jason Dixon | Golden Era | Suzuki | 750 | 1:38.681 | 6 | 5.783 | 1:40.208 | 2 |
| 9 | 64 | Adam Palfreman | Golden Era | Honda | 1000 | 1:40.805 | 2 | 7.907 | 1:43.183 | 1 |
| 10 | 66 | Paul Maxfield | Golden Era | Aprilia | 1000 | 1:41.024 | 5 | 8.126 | 1:42.322 | 4 |
| 11 | 81 | Marcel Brinkmann | Golden Era | Aprilia | 1000 | 1:41.880 | 5 | 8.982 | 1:41.885 | 4 |
| 12 | 94 | Phil Page | Golden Era | Kawasaki | 750 | 1:43.296 | 5 | 10.398 | 1:44.786 | 4 |
| 13 | 51 | Charlie Flett | Golden Era | Aprilia | 1000 | 1:44.358 | 4 | 11.460 | 1:45.593 | 2 |

Timekeeper:

Race Director:

Weather / Track: Bright - Dry

Results @ www.sportstimingsservices.com

Printed: 29/07/2012 09:59:40





Thundersport GB Rounds 10 & 11

Sorted on Laps

RST Clothing Golden ERA Superbike

Rockingham International 1.940 Miles

Race 7

29/07/2012 12:35

Race (8 Laps) started at 12:35:30

| Pos | No. | Name | Class | Bike | CC | Laps | Total Tm | Diff | Best Tm | In Lap |
|-----|-----|------------------|------------|----------|------|------|-----------|----------|----------|--------|
| 1 | 57 | Rob Wilson | Golden Era | Kawasaki | 750 | 8 | 12:12.931 | | 1:30.608 | 7 |
| 2 | 13 | Richard Blunt | Golden Era | Suzuki | 750 | 8 | 12:14.810 | 1.879 | 1:30.235 | 8 |
| 3 | 16 | Craig Jeff | Golden Era | Aprilia | 1000 | 8 | 12:15.172 | 2.241 | 1:30.234 | 8 |
| 4 | 77 | Lee Reveley | Golden Era | Aprilia | 1000 | 8 | 12:15.635 | 2.704 | 1:30.187 | 7 |
| 5 | 6 | Nick Williamson | Golden Era | Honda | 1000 | 8 | 12:19.727 | 6.796 | 1:30.859 | 3 |
| 6 | 3 | Louis Dawson | Golden Era | Ducati | 748 | 8 | 12:21.923 | 8.992 | 1:31.115 | 3 |
| 7 | 67 | Matt Wildee | Golden Era | Triumph | 955 | 8 | 12:33.774 | 20.843 | 1:32.336 | 3 |
| 8 | 64 | Adam Palfreman | Golden Era | Honda | 1000 | 8 | 13:01.688 | 48.757 | 1:35.434 | 4 |
| 9 | 62 | Jason Dixon | Golden Era | Suzuki | 750 | 8 | 13:04.640 | 51.709 | 1:35.797 | 7 |
| 10 | 81 | Marcel Brinkmann | Golden Era | Aprilia | 1000 | 8 | 13:07.051 | 54.120 | 1:36.612 | 5 |
| 11 | 66 | Paul Maxfield | Golden Era | Aprilia | 1000 | 8 | 13:24.034 | 1:11.103 | 1:38.642 | 2 |
| 12 | 51 | Charlie Flett | Golden Era | Aprilia | 1000 | 8 | 13:58.714 | 1:45.783 | 1:42.600 | 5 |
| 13 | 94 | Phil Page | Golden Era | Kawasaki | 750 | 8 | 13:59.384 | 1:46.453 | 1:41.052 | 6 |

110% Time - 13:26.224

| Margin of Victory | Avg. Speed | Best Lap Tm | Best Speed | Best Lap by |
|-------------------|------------|-------------|------------|------------------|
| 1.879 | 76.231 | 1:30.187 | 77.439 | 77 - Lee Reveley |

Timekeeper:

Race Director:

Weather / Track: Cloudy - Dry

Results @ www.sportstimingsservices.com

Printed: 29/07/2012 12:49:41





Thundersport GB Rounds 10 & 11

Lapchart

RST Clothing Golden ERA Superbike

Rockingham International 1.940 Miles

Race 7

29/07/2012 12:35

Race (8 Laps) started at 12:35:30



| Competitors | Laps | | | | | | | | | |
|-----------------------|------|----|----|----|----|----|----|----|----|----|
| | 0 | 1 | 2 | 3 | 4 | 5 | 6 | 7 | 8 | |
| Lee Reveley (77) | 1 | 77 | 57 | 57 | 57 | 57 | 57 | 57 | 57 | 57 |
| Richard Blunt (13) | 2 | 13 | 13 | 13 | 13 | 13 | 13 | 13 | 13 | 13 |
| Rob Wilson (57) | 3 | 57 | 77 | 16 | 77 | 77 | 77 | 16 | 16 | 16 |
| Louis Dawson (3) | 4 | 3 | 16 | 77 | 16 | 16 | 16 | 77 | 77 | 77 |
| Craig Jeff (16) | 5 | 16 | 67 | 3 | 3 | 3 | 6 | 6 | 6 | 6 |
| Nick Williamson (6) | 6 | 6 | 3 | 6 | 6 | 6 | 3 | 3 | 3 | 3 |
| Jason Dixon (62) | 7 | 62 | 6 | 67 | 67 | 67 | 67 | 67 | 67 | 67 |
| Matt Wildee (67) | 8 | 67 | 62 | 62 | 62 | 62 | 62 | 62 | 62 | 64 |
| Marcel Brinkmann (81) | 9 | 81 | 81 | 81 | 64 | 64 | 64 | 64 | 64 | 62 |
| Paul Maxfield (66) | 10 | 66 | 66 | 64 | 81 | 81 | 81 | 81 | 81 | 81 |
| Phil Page (94) | 11 | 94 | 64 | 66 | 66 | 66 | 66 | 66 | 66 | 66 |
| Charlie Flett (51) | 12 | 51 | 94 | 94 | 94 | 94 | 94 | 94 | 94 | 51 |
| Adam Palfreman (64) | 13 | 64 | 51 | 51 | 51 | 51 | 51 | 51 | 51 | 94 |

Timekeeper:
 Race Director:
 Weather / Track: Cloudy - Dry
 Results @ www.sportstimeservices.com
 Printed: 29/07/2012 12:51:49





Thundersport GB Rounds 10 & 11

RST Clothing Golden ERA Superbike Rockingham International 1.940 Miles

Race 7 29/07/2012 12:35

Race (8 Laps) started at 12:35:30

| Lap | Lap Tm | Diff | Time of Day |
|----------------------------|-----------------|--------|--------------|
| (57) Rob Wilson | | | |
| 1 | 1:35.010 | +4.402 | 12:37:08.068 |
| 2 | 1:30.914 | +0.306 | 12:38:38.982 |
| 3 | 1:30.720 | +0.112 | 12:40:09.702 |
| 4 | 1:30.769 | +0.161 | 12:41:40.471 |
| 5 | 1:30.948 | +0.340 | 12:43:11.419 |
| 6 | 1:30.779 | +0.171 | 12:44:42.198 |
| 7 | 1:30.608 | | 12:46:12.806 |
| 8 | 1:30.696 | +0.088 | 12:47:43.502 |
| (13) Richard Blunt | | | |
| 1 | 1:35.717 | +5.482 | 12:37:08.641 |
| 2 | 1:31.307 | +1.072 | 12:38:39.948 |
| 3 | 1:31.526 | +1.291 | 12:40:11.474 |
| 4 | 1:31.197 | +0.962 | 12:41:42.671 |
| 5 | 1:31.026 | +0.791 | 12:43:13.697 |
| 6 | 1:30.640 | +0.405 | 12:44:44.337 |
| 7 | 1:30.809 | +0.574 | 12:46:15.146 |
| 8 | 1:30.235 | | 12:47:45.381 |
| (16) Craig Jeff | | | |
| 1 | 1:35.966 | +5.732 | 12:37:09.405 |
| 2 | 1:31.665 | +1.431 | 12:38:41.070 |
| 3 | 1:31.508 | +1.274 | 12:40:12.578 |
| 4 | 1:31.257 | +1.023 | 12:41:43.835 |
| 5 | 1:30.579 | +0.345 | 12:43:14.414 |
| 6 | 1:30.811 | +0.577 | 12:44:45.225 |
| 7 | 1:30.284 | +0.050 | 12:46:15.509 |
| 8 | 1:30.234 | | 12:47:45.743 |
| (77) Lee Reveley | | | |
| 1 | 1:36.541 | +6.354 | 12:37:09.332 |
| 2 | 1:32.039 | +1.852 | 12:38:41.371 |
| 3 | 1:30.881 | +0.694 | 12:40:12.252 |
| 4 | 1:31.265 | +1.078 | 12:41:43.517 |
| 5 | 1:30.507 | +0.320 | 12:43:14.024 |
| 6 | 1:31.526 | +1.339 | 12:44:45.550 |
| 7 | 1:30.187 | | 12:46:15.737 |
| 8 | 1:30.469 | +0.282 | 12:47:46.206 |
| (6) Nick Williamson | | | |
| 1 | 1:37.120 | +6.261 | 12:37:10.793 |
| 2 | 1:31.980 | +1.121 | 12:38:42.773 |
| 3 | 1:30.859 | | 12:40:13.632 |
| 4 | 1:31.086 | +0.227 | 12:41:44.718 |
| 5 | 1:31.011 | +0.152 | 12:43:15.729 |
| 6 | 1:31.131 | +0.272 | 12:44:46.860 |
| 7 | 1:31.335 | +0.476 | 12:46:18.195 |
| 8 | 1:32.103 | +1.244 | 12:47:50.298 |
| (3) Louis Dawson | | | |
| 1 | 1:36.941 | +5.826 | 12:37:10.290 |
| 2 | 1:31.606 | +0.491 | 12:38:41.896 |
| 3 | 1:31.115 | | 12:40:13.011 |
| 4 | 1:31.167 | +0.052 | 12:41:44.178 |
| 5 | 1:31.818 | +0.703 | 12:43:15.996 |
| 6 | 1:31.650 | +0.535 | 12:44:47.646 |
| 7 | 1:32.458 | +1.343 | 12:46:20.104 |
| 8 | 1:32.390 | +1.275 | 12:47:52.494 |
| (67) Matt Wildee | | | |
| 1 | 1:36.068 | +3.732 | 12:37:09.891 |
| 2 | 1:33.203 | +0.867 | 12:38:43.094 |
| 3 | 1:32.336 | | 12:40:15.430 |
| 4 | 1:33.274 | +0.938 | 12:41:48.704 |

| Lap | Lap Tm | Diff | Time of Day |
|------------------------------|-----------------|---------|--------------|
| 5 | 1:33.976 | +1.640 | 12:43:22.680 |
| 6 | 1:33.988 | +1.652 | 12:44:56.668 |
| 7 | 1:33.047 | +0.711 | 12:46:29.715 |
| 8 | 1:34.630 | +2.294 | 12:48:04.345 |
| (64) Adam Palfreman | | | |
| 1 | 1:41.815 | +6.381 | 12:37:16.627 |
| 2 | 1:37.367 | +1.933 | 12:38:53.994 |
| 3 | 1:36.462 | +1.028 | 12:40:30.456 |
| 4 | 1:35.434 | | 12:42:05.890 |
| 5 | 1:36.317 | +0.883 | 12:43:42.207 |
| 6 | 1:36.307 | +0.873 | 12:45:18.514 |
| 7 | 1:35.735 | +0.301 | 12:46:54.249 |
| 8 | 1:38.010 | +2.576 | 12:48:32.259 |
| (62) Jason Dixon | | | |
| 1 | 1:37.543 | +1.746 | 12:37:11.363 |
| 2 | 1:40.913 | +5.116 | 12:38:52.276 |
| 3 | 1:37.019 | +1.222 | 12:40:29.295 |
| 4 | 1:36.386 | +0.589 | 12:42:05.681 |
| 5 | 1:36.380 | +0.583 | 12:43:42.061 |
| 6 | 1:36.149 | +0.352 | 12:45:18.210 |
| 7 | 1:35.797 | | 12:46:54.007 |
| 8 | 1:41.204 | +5.407 | 12:48:35.211 |
| (81) Marcel Brinkmann | | | |
| 1 | 1:41.040 | +4.428 | 12:37:15.271 |
| 2 | 1:38.372 | +1.760 | 12:38:53.643 |
| 3 | 1:38.116 | +1.504 | 12:40:31.759 |
| 4 | 1:37.345 | +0.733 | 12:42:09.104 |
| 5 | 1:36.612 | | 12:43:45.716 |
| 6 | 1:36.990 | +0.378 | 12:45:22.706 |
| 7 | 1:37.544 | +0.932 | 12:47:00.250 |
| 8 | 1:37.372 | +0.760 | 12:48:37.622 |
| (66) Paul Maxfield | | | |
| 1 | 1:41.800 | +3.158 | 12:37:16.339 |
| 2 | 1:38.642 | | 12:38:54.981 |
| 3 | 1:40.256 | +1.614 | 12:40:35.237 |
| 4 | 1:39.529 | +0.887 | 12:42:14.766 |
| 5 | 1:40.427 | +1.785 | 12:43:55.193 |
| 6 | 1:38.950 | +0.308 | 12:45:34.143 |
| 7 | 1:38.856 | +0.214 | 12:47:12.999 |
| 8 | 1:41.606 | +2.964 | 12:48:54.605 |
| (51) Charlie Flett | | | |
| 1 | 1:47.192 | +4.592 | 12:37:21.999 |
| 2 | 1:43.457 | +0.857 | 12:39:05.456 |
| 3 | 1:43.240 | +0.640 | 12:40:48.696 |
| 4 | 1:42.812 | +0.212 | 12:42:31.508 |
| 5 | 1:42.600 | | 12:44:14.108 |
| 6 | 1:44.405 | +1.805 | 12:45:58.513 |
| 7 | 1:43.772 | +1.172 | 12:47:42.285 |
| 8 | 1:47.000 | +4.400 | 12:49:29.285 |
| (94) Phil Page | | | |
| 1 | 1:46.719 | +5.667 | 12:37:21.521 |
| 2 | 1:43.379 | +2.327 | 12:39:04.900 |
| 3 | 1:42.926 | +1.874 | 12:40:47.826 |
| 4 | 1:41.583 | +0.531 | 12:42:29.409 |
| 5 | 1:41.134 | +0.082 | 12:44:10.543 |
| 6 | 1:41.052 | | 12:45:51.595 |
| 7 | 1:41.255 | +0.203 | 12:47:32.850 |
| 8 | 1:57.105 | +16.053 | 12:49:29.955 |



Thundersport GB Rounds 10 & 11

Sorted on Laps

RST Clothing Golden ERA Superbike

Rockingham International 1.940 Miles

Race 16

29/07/2012 16:21

Race (8 Laps) started at 16:21:55

| Pos | No. | Name | Class | Bike | CC | Laps | Total Tm | Diff | Best Tm | In Lap |
|----------------|-----------|----------------------|------------|---------------|------------|------|-----------|----------|-----------------|----------|
| 1 | 57 | Rob Wilson | Golden Era | Kawasaki | 750 | 8 | 12:16.038 | | 1:30.692 | 8 |
| 2 | 77 | Lee Reveley | Golden Era | Aprilia | 1000 | 8 | 12:16.495 | 0.457 | 1:30.813 | 5 |
| 3 | 13 | Richard Blunt | Golden Era | Suzuki | 750 | 8 | 12:16.685 | 0.647 | 1:29.630 | 8 |
| 4 | 3 | Louis Dawson | Golden Era | Ducati | 748 | 8 | 12:25.736 | 9.698 | 1:30.870 | 7 |
| 5 | 16 | Craig Jeff | Golden Era | Aprilia | 1000 | 8 | 12:28.090 | 12.052 | 1:31.926 | 8 |
| 6 | 6 | Nick Williamson | Golden Era | Honda | 1000 | 8 | 12:28.808 | 12.770 | 1:32.218 | 5 |
| 7 | 62 | Jason Dixon | Golden Era | Suzuki | 750 | 8 | 12:58.712 | 42.674 | 1:35.572 | 2 |
| 8 | 64 | Adam Palfreman | Golden Era | Honda | 1000 | 8 | 13:09.643 | 53.605 | 1:36.266 | 3 |
| 9 | 81 | Marcel Brinkmann | Golden Era | Aprilia | 1000 | 8 | 13:15.555 | 59.517 | 1:37.137 | 7 |
| 10 | 66 | Paul Maxfield | Golden Era | Aprilia | 1000 | 8 | 13:18.116 | 1:02.078 | 1:37.848 | 6 |
| 11 | 94 | Phil Page | Golden Era | Kawasaki | 750 | 8 | 13:42.135 | 1:26.097 | 1:40.890 | 3 |
| 12 | 51 | Charlie Flett | Golden Era | Aprilia | 1000 | 8 | 13:42.204 | 1:26.166 | 1:41.251 | 7 |
| Not classified | | | | | | | | | | |
| DNF | 67 | Matt Wildee | Golden Era | Triumph | 955 | 2 | 3:28.518 | DNF | 1:37.123 | 1 |

110% Time - 13:29.642

| Margin of Victory | Avg. Speed | Best Lap Tm | Best Speed | Best Lap by |
|-------------------|------------|-------------|------------|--------------------|
| 0.457 | 75.909 | 1:29.630 | 77.920 | 13 - Richard Blunt |

Timekeeper:

Race Director:

Weather / Track: Cloudy - Dry

Results @ www.sportstimingsservices.com

Printed: 29/07/2012 16:36:03





Thundersport GB Rounds 10 & 11

Lapchart

RST Clothing Golden ERA Superbike

Rockingham International 1.940 Miles

Race 16

29/07/2012 16:21

Race (8 Laps) started at 16:21:55



| Competitors | Laps | | | | | | | | | |
|-----------------------|------|----|----|----|----|----|----|----|----|----|
| | 0 | 1 | 2 | 3 | 4 | 5 | 6 | 7 | 8 | |
| Lee Reveley (77) | 1 | 77 | 57 | 57 | 57 | 57 | 57 | 57 | 57 | 57 |
| Richard Blunt (13) | 2 | 13 | 77 | 77 | 77 | 77 | 77 | 77 | 77 | 77 |
| Rob Wilson (57) | 3 | 57 | 13 | 13 | 13 | 13 | 13 | 13 | 13 | 13 |
| Craig Jeff (16) | 4 | 16 | 6 | 6 | 6 | 6 | 6 | 6 | 3 | 3 |
| Matt Wildee (67) | 5 | 67 | 16 | 16 | 16 | 3 | 16 | 6 | 16 | |
| Nick Williamson (6) | 6 | 6 | 67 | 3 | 3 | 3 | 16 | 3 | 16 | 6 |
| Louis Dawson (3) | 7 | 3 | 3 | 62 | 62 | 62 | 62 | 62 | 62 | 62 |
| Jason Dixon (62) | 8 | 62 | 62 | 64 | 64 | 64 | 64 | 64 | 64 | 64 |
| Marcel Brinkmann (81) | 9 | 81 | 81 | 81 | 81 | 81 | 81 | 81 | 81 | 81 |
| Paul Maxfield (66) | 10 | 66 | 66 | 66 | 66 | 66 | 66 | 66 | 66 | 66 |
| Charlie Flett (51) | 11 | 51 | 64 | 67 | 51 | 51 | 51 | 94 | 94 | 94 |
| Phil Page (94) | 12 | 94 | 51 | 51 | 94 | 94 | 94 | 51 | 51 | 51 |
| Adam Palfreman (64) | 13 | 64 | 94 | 94 | | | | | | |

Timekeeper:
 Race Director:
 Weather / Track: Cloudy - Dry
 Results @ www.sportstimeservices.com
 Printed: 29/07/2012 16:38:21





Thundersport GB Rounds 10 & 11

RST Clothing Golden ERA Superbike Rockingham International 1.940 Miles

Race 16 29/07/2012 16:21

Race (8 Laps) started at 16:21:55

| Lap | Lap Tm | Diff | Time of Day |
|----------------------------|-----------------|--------|--------------|
| (57) Rob Wilson | | | |
| 1 | 1:34.959 | +4.267 | 16:23:33.611 |
| 2 | 1:31.125 | +0.433 | 16:25:04.736 |
| 3 | 1:31.339 | +0.647 | 16:26:36.075 |
| 4 | 1:31.408 | +0.716 | 16:28:07.483 |
| 5 | 1:30.726 | +0.034 | 16:29:38.209 |
| 6 | 1:31.651 | +0.959 | 16:31:09.860 |
| 7 | 1:30.830 | +0.138 | 16:32:40.690 |
| 8 | 1:30.692 | | 16:34:11.382 |
| (77) Lee Reveley | | | |
| 1 | 1:36.101 | +5.288 | 16:23:34.531 |
| 2 | 1:30.891 | +0.078 | 16:25:05.422 |
| 3 | 1:30.959 | +0.146 | 16:26:36.381 |
| 4 | 1:31.409 | +0.596 | 16:28:07.790 |
| 5 | 1:30.813 | | 16:29:38.603 |
| 6 | 1:31.435 | +0.622 | 16:31:10.038 |
| 7 | 1:30.951 | +0.138 | 16:32:40.989 |
| 8 | 1:30.850 | +0.037 | 16:34:11.839 |
| (13) Richard Blunt | | | |
| 1 | 1:36.413 | +6.783 | 16:23:35.003 |
| 2 | 1:32.296 | +2.666 | 16:25:07.299 |
| 3 | 1:31.830 | +2.200 | 16:26:39.129 |
| 4 | 1:31.316 | +1.686 | 16:28:10.445 |
| 5 | 1:30.595 | +0.965 | 16:29:41.040 |
| 6 | 1:30.761 | +1.131 | 16:31:11.801 |
| 7 | 1:30.598 | +0.968 | 16:32:42.399 |
| 8 | 1:29.630 | | 16:34:12.029 |
| (3) Louis Dawson | | | |
| 1 | 1:37.275 | +6.405 | 16:23:36.531 |
| 2 | 1:32.449 | +1.579 | 16:25:08.980 |
| 3 | 1:32.868 | +1.998 | 16:26:41.848 |
| 4 | 1:32.136 | +1.266 | 16:28:13.984 |
| 5 | 1:32.110 | +1.240 | 16:29:46.094 |
| 6 | 1:33.232 | +2.362 | 16:31:19.326 |
| 7 | 1:30.870 | | 16:32:50.196 |
| 8 | 1:30.884 | +0.014 | 16:34:21.080 |
| (16) Craig Jeff | | | |
| 1 | 1:36.970 | +5.044 | 16:23:36.147 |
| 2 | 1:32.664 | +0.738 | 16:25:08.811 |
| 3 | 1:32.983 | +1.057 | 16:26:41.794 |
| 4 | 1:32.098 | +0.172 | 16:28:13.892 |
| 5 | 1:32.952 | +1.026 | 16:29:46.844 |
| 6 | 1:32.478 | +0.552 | 16:31:19.322 |
| 7 | 1:32.186 | +0.260 | 16:32:51.508 |
| 8 | 1:31.926 | | 16:34:23.434 |
| (6) Nick Williamson | | | |
| 1 | 1:36.738 | +4.520 | 16:23:35.986 |
| 2 | 1:32.703 | +0.485 | 16:25:08.689 |
| 3 | 1:32.676 | +0.458 | 16:26:41.365 |
| 4 | 1:32.371 | +0.153 | 16:28:13.736 |
| 5 | 1:32.218 | | 16:29:45.954 |
| 6 | 1:33.004 | +0.786 | 16:31:18.958 |
| 7 | 1:32.254 | +0.036 | 16:32:51.212 |
| 8 | 1:32.940 | +0.722 | 16:34:24.152 |
| (62) Jason Dixon | | | |
| 1 | 1:38.332 | +2.760 | 16:23:37.638 |
| 2 | 1:35.572 | | 16:25:13.210 |
| 3 | 1:36.360 | +0.788 | 16:26:49.570 |
| 4 | 1:36.639 | +1.067 | 16:28:26.209 |

| Lap | Lap Tm | Diff | Time of Day |
|------------------------------|-----------------|---------|--------------|
| 5 | 1:37.454 | +1.882 | 16:30:03.663 |
| 6 | 1:36.700 | +1.128 | 16:31:40.363 |
| 7 | 1:36.439 | +0.867 | 16:33:16.802 |
| 8 | 1:37.254 | +1.682 | 16:34:54.056 |
| (64) Adam Palfreman | | | |
| 1 | 1:41.216 | +4.950 | 16:23:42.587 |
| 2 | 1:36.818 | +0.552 | 16:25:19.405 |
| 3 | 1:36.266 | | 16:26:55.671 |
| 4 | 1:36.981 | +0.715 | 16:28:32.652 |
| 5 | 1:36.739 | +0.473 | 16:30:09.391 |
| 6 | 1:37.806 | +1.540 | 16:31:47.197 |
| 7 | 1:38.948 | +2.682 | 16:33:26.145 |
| 8 | 1:38.842 | +2.576 | 16:35:04.987 |
| (81) Marcel Brinkmann | | | |
| 1 | 1:41.849 | +4.712 | 16:23:41.710 |
| 2 | 1:40.185 | +3.048 | 16:25:21.895 |
| 3 | 1:38.560 | +1.423 | 16:27:00.455 |
| 4 | 1:38.395 | +1.258 | 16:28:38.850 |
| 5 | 1:38.718 | +1.581 | 16:30:17.568 |
| 6 | 1:37.657 | +0.520 | 16:31:55.225 |
| 7 | 1:37.137 | | 16:33:32.362 |
| 8 | 1:38.537 | +1.400 | 16:35:10.899 |
| (66) Paul Maxfield | | | |
| 1 | 1:42.533 | +4.685 | 16:23:42.428 |
| 2 | 1:40.008 | +2.160 | 16:25:22.436 |
| 3 | 1:38.593 | +0.745 | 16:27:01.029 |
| 4 | 1:39.065 | +1.217 | 16:28:40.094 |
| 5 | 1:38.330 | +0.482 | 16:30:18.424 |
| 6 | 1:37.848 | | 16:31:56.272 |
| 7 | 1:38.312 | +0.464 | 16:33:34.584 |
| 8 | 1:38.876 | +1.028 | 16:35:13.460 |
| (94) Phil Page | | | |
| 1 | 1:46.042 | +5.152 | 16:23:46.582 |
| 2 | 1:42.398 | +1.508 | 16:25:28.980 |
| 3 | 1:40.890 | | 16:27:09.870 |
| 4 | 1:41.859 | +0.969 | 16:28:51.729 |
| 5 | 1:41.602 | +0.712 | 16:30:33.331 |
| 6 | 1:41.092 | +0.202 | 16:32:14.423 |
| 7 | 1:41.415 | +0.525 | 16:33:55.838 |
| 8 | 1:41.641 | +0.751 | 16:35:37.479 |
| (51) Charlie Flett | | | |
| 1 | 1:45.554 | +4.303 | 16:23:45.903 |
| 2 | 1:41.535 | +0.284 | 16:25:27.438 |
| 3 | 1:41.294 | +0.043 | 16:27:08.732 |
| 4 | 1:41.775 | +0.524 | 16:28:50.507 |
| 5 | 1:41.662 | +0.411 | 16:30:32.169 |
| 6 | 1:42.506 | +1.255 | 16:32:14.675 |
| 7 | 1:41.251 | | 16:33:55.926 |
| 8 | 1:41.622 | +0.371 | 16:35:37.548 |
| (67) Matt Wildee | | | |
| 1 | 1:37.123 | | 16:23:36.317 |
| 2 | 1:47.544 | +10.421 | 16:25:23.862 |